3 - 22

23 - 184

185 - 256

257 - 484

485 - 564

565 - 594

595 - 740

741 - 760

761 - 774

DORMER

**1 Dormer Tools**
Morse Way
Waverley
Sheffield
S60 5BJ
**UK**
T: 0870 850 44 66
F: 0870 850 88 66
Email: dormer.uk@dormertools.com

**2 Dormer Tools International**
Morse Way
Waverley
Sheffield
S60 5BJ
**UK**
T: +44 1909 534 700
F: +44 1909 534 703
Email: dormer.int@dormertools.com

**3 Dormer Tools**
B.P 6209
45062 Orleans Cedex 2
**FRANCE - FRANCE**
T: +33 (0)2 38 41 40 15
F: +33 (0)2 38 41 40 30
Email: dormer.fr@dormertools.com

**4 Dormer Tools**
's-Gravelandsweg 401
NL-3125 BJ Schiedam
**NETHERLANDS - NEDERLAND**
T: +31 10 2080 240
F: +31 10 2080 282
Email: dormer.nl@dormertools.com

**5 Dormer Tools International**
Sandvik in Austria GmbH
Postfach 90
AT-1211 Wien
Street address:
Scheydgasse 44
AT-1211 Wien
**AUSTRIA - ÖSTERREICH**
T: +43 1 277 37 202
F: +43 1 277 37 203
Email: dormer.int@dormertools.com
**responsible for**
**Austria**
**Österreich**
**Belarus**
**Беларусь**
**Bulgaria**
**България**
**Croatia**
**Hrvatska**
**Czech Republic**
**Česká republika**
**Hungary**
**Magyarország**
**Lithuania**
**Lietuva**
**Ukraine**
**Україна**
**Bosnia-Herzegovina**
**Босна и Херцеговина**
**Montenegro**
**Црна Гора**
**Poland**
**Polska**
**Romania**
**România**
**Russia**
**Россия**
**Serbia**
**Србија**
**Slovakia**
**Slovensko**
**Slovenia**
**Slovenija**

**6 Dormer Tools**
Via Varesina 184
20156 Milano
**ITALY - ITALIA**
T: +39 02 38 04 51
F: +39 02 38 04 52 43
Email: dormer.it@dormertools.com

**7 Dormer Tools**
C/Verneda s/n
Polg. Industrial Can Roca
ES-08107 Martorelles
T: +34 93 571 77 02 (ES)
F: +34 93 571 77 00 (ES)
Email:dormer.es@dormertools.com
**SPAIN - ESPAÑA**
T: +351 21 424 54 21 (PT)
F: +351 21 424 54 25 (PT)
Email:dormer.pt@dormertools.com
**responsible for**
**Spain**
**España**
**Portugal**
**Portugal**

**8 Dormer Tools**
Fountain Plaza
Belgicastraat 5, bus 5/6
BE-1930 Zaventem
**BELGIUM - BELGIË/BELGIQUE**
T: +32 3 440 59 01
F: +32 3 449 15 43
Email: dormer.be@dormertools.com

**9 Dormer Tools**
ZN der Sandvik GmbH
Heerdter Landstraße 243
DE-40549 Düsseldorf
Postfach 10 21 62
DE-40012 Düsseldorf
**GERMANY - DEUTSCHLAND**
T: +49 211 50 27 0
F: +49 211 50 27 504
Email: dormer.de@dormertools.com

**10 Dormer Tools**
Box 618
SE-301 16 Halmstad
**SWEDEN - SVERIGE**
T: +46 (0) 35 16 52 00
F: +46 (0) 35 16 52 90
Email: dormer.se@dormertools.com
Kundservice
T: direkt +46 35 16 52 96
F: direkt +46 35 16 52 90

**11 Dormer Tools**
PL. 52
FI-01511 Vantaa
**FINLAND - SUOMI**
T: +358 205 44 121
F: +358 205 44 5199
Customer Service
T: direkt 0205 44 7003
F: direkt 0205 44 7004
Email: dormer.fi@dormertools.com

**12** Dormer Tools
Sandvik A/S
Boks 173
NO-1377 Billingstad
**NORWAY - NORGE**
T:+47 67 17 56 00
F:+47 66 85 96 10
E-mail: dormer.no@dormertools.com
Kundeservice
T: direkt 800 10 113
F: direkt +46 35 16 52 90

**13 Dormer Tools**
Sandvik A/S
Postboks 160
DK-2605 Brøndby
**DENMARK - DANMARK**
T: +45 43 46 52 80
F: +45 43 46 52 81
Email: dormer.dk@dormertools.com
Kundetjeneste
T: direkt 808 82106
F: direckt + 46 35 16 52 90

**14 Dormer Tools**
Sandvik A.E.
294 Kifissias Avenue
152 32 Chalandri
Athens
**GREECE - Ελλάδα**
T: +30 210 6823604
F: +30 210 6823771
Email: dormer.gr@dormertools.com

**15 Dormer Tools**
Caixa Postal 413
CEP 01059-970
Sao Paulo SP
**BRAZIL - BRASIL**
T: +55 (0)11-56 60 30 00
F: +55 (0)11-56 67 22 67
Email: dormer.br@dormertools.com

**16 Precision Dormer**
2550 Meadowvale Blvd. Unit 3
Mississauga, ON L5N 8C2
**CANADA**
T: (888) 336 7637
En Français: (888) 368 8457
F: (905) 542 7000
Email: cs@precisiondormer.com

**17 Precision Dormer**
301 Industrial Ave.
Crystal Lake, IL 60012
**USA**
T: (800) 877 3745
F: 815 459 2804
Email: cs@precisiondormer.com
**responsible for**
**USA**
**Mexico**

**18 Dormer Tools**
5 Fowler Road
Dandenong 3175, Victoria
**AUSTRALIA**
T: 1300 131 274
F: +61 3 9238 7105
Email: dormer.int@dormertools.com

**19 Dormer Tools**
Sandvik New Zealand
269 Ti Rakau Drive
Burswood
Manukau 2013
**NEW ZEALAND**
T: 0800 4 436 763
F: +64 9 2735857
Email: dormer.int@dormertools.com

**20 Dormer Tools**
Sandvik South East Asia Pte Ltd
50 Alps Avenue
#04-00 Sandvik Building
**SINGAPORE** - 498782
T: +65 6477 3765/6
F: +65 6477 3781
Email: dormer.sg@dormertools.com
**responsible for**
**China**
**Indonesia**
**Malaysia**
**Singapore**
**Taiwan ROC**
**Hong Kong**
**Vietnam**
**Thailand**
**South Korea**

**21 Dormer Tools**
No 4555 Yin Du Road
Xin Zhuang Industry Park
Shanghai 201108
**CHINA**
T: +86 21 2416 0666
F: +86 21 5442 6315
Email: dormer.cn@dormertools.com

**22 Dormer Tools**
Sandvik Asia Ltd
Mumbai-Pune Road
Pune 411 012
**INDIA**
T: +91 20 27 10 47 00
F: +91 20 27 14 57 36
Email: dormer.int@dormertools.com

**23 Dormer Tools**
Sandvik
P.O. Box 25038
East Rand 1462
**SOUTH AFRICA**
T: +27 11 929 5300
F: +27 11 570 9709
Email: dormer.int@dormertools.com

**24 Dormer Tools**
Sandvik Argentina S.A.
Rincón 3198
CP B1754BIL
San Justo - Buenos Aires
**ARGENTINA**
T: 54 (11) 6777-6777
F: 54 (11) 4441-4467
Email: dormer.int@dormertools.com

3 - 22


| | |
|---|---|
| English | 4 |
| Deutsch | 6 |
| Nederlands | 8 |
| Français | 10 |
| Español | 12 |
| Portugués | 14 |
| AMG | 16 |
| ~~A123~~ > A789 | 20 |

## DORMER ONLINE - WHAT DOES IT OFFER?

## BENEFITS AND FUNCTIONALITY

- Dormer OnLine (DOL) is an internet ordering service which allows you to place and progress orders, check price and realtime availability, and examine and re-use your order and invoice history. It is available exclusively to authorised Dormer distributors with a direct trading account.
- With DOL you can place/progress orders, check product price/availability and even track shipments throughout the day.
- DOL is very easy to use, requiring little training or previous knowledge of internet ordering solutions.
- Because DOL is directly linked to the Dormer Tools global ordering system, it is constantly being updated with information on product availability, new products, etc.
- Because you input your orders directly into the Dormer ordering system, there is little likelihood of order entry errors.
- Because DOL is an Internet based system, you can place your orders ANYWHERE with internet access - even whilst visiting YOUR customers.
- DOL includes a selection tool - SmartChoice - to make sure you order the correct product.
- Using the 'Upload' function, you can program auto-orders generated by your ordering systems to create a file to upload to DOL (no "double typing" required).
- DOL allows you to 'build' large orders over the course of the working day, rather than sending numerous small orders. This helps reduce administration for both you and Dormer (fewer parcels to book in, invoices to pay, orders to progress etc) which in turn reduces cost.
- You can use previous orders to create new - similar ones, or even create a template to be used over and over again (eg for monthly stock orders).

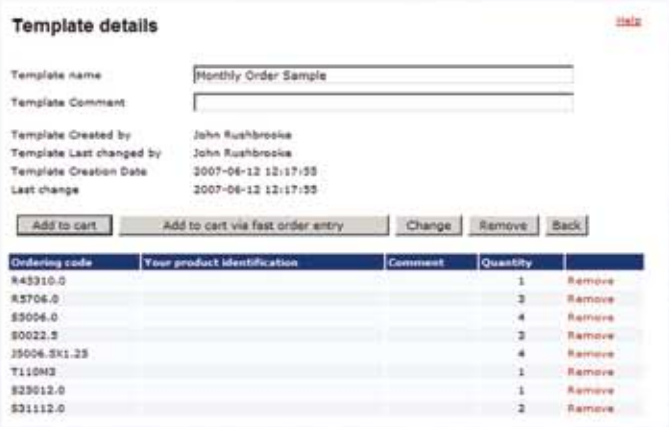

## ELECTRONIC DATA INTERCHANGE

## BENEFITS AND FUNCTIONALITY

- Faster processing
- Automatic processing
- Significantly reduce human error
- Eliminate printed transmission errors (eg fax transmissions - illegible print)
- Easier storage of electronic documents.

## DORMER PRODUCT SELECTOR - WHAT DOES IT OFFER?

## BENEFITS AND FUNCTIONALITY

- Product Selector is a database on CD or downloadable from the Dormer website (www.dormertools.com) to help you select the right tool(s) for your application.
- Easy to install, simple to operate, covering applications of drilling, threading, thread-milling, milling and reaming.
- Recommends the most suitable tool for your application, and shows alternative tools.
- Calculates optimum cutting data and machining parameters.
- Provides tool life data.
- Includes a materials database with most international material designations.
- Once you have found the right tool, you can print out its data sheet.
- Selected tools can be imported directly to Dormer Online, for easy ordering – just click “Go Online”.
- You can import your prices so that calculations of economy can be realised quickly and reliably.

## DORMER SMARTCHOICE - WHAT DOES IT OFFER?

## BENEFITS AND FUNCTIONALITY

- SmartChoice is an internet application available globally to anyone with internet access
- New products available immediately (weekly update) - no need to wait for new publications or catalogues
- Links to SmartChoice can be added to e-mails sent to customers
- Links to SmartChoice can be added to Presentations and Documents (viewing PC must have internet access)
- SmartChoice can launch a specific product page - links to new products can be sent out as e-mail, in presentations or documents.
- SmartChoice is currently available in 19 different languages.





## WAS BIETET DORMER ONLINE?

## NUTZEN UND FUNKTONALITÄT

- Dormer OnLine ( DOL) ist ein Internet Bestell-Service, der Ihnen erlaubt, Bestellungen aus-zuführen, Preise und Verfügbarkeiten zeitnah abzurufen und Ihre Auftrags- und Rechnungs-historie zu kontrollieren und wiederzuverwenden. Dieser Service ist ausschließlich für autorisierte Dormer-Händler mit Direktvertrag.
- Mit Dormer OnLine (DOL) können Sie Bestellun gen erstellen und ausführen, Preise und Lieferzeiten überprüfen und sogar Ihre Lieferung verfolgen.
- Dormer OnLine ist sehr einfach zu bedienen und benötigt nur wenig Schulung und geringe Vorkenntnisse zur Benutzung von Internet Bestelllösungen.
- Dormer Online ist mit dem globalen Dormer Bestellsystem verbunden und wird daher im Hinblick auf Verfügbarkeit der Produkte, Neuheiten, etc. ständig aktualisiert.
- Da die Eingaben direkt in dem Dormer Bestell-system erfolgen, gibt es nur ein kleines Fehlerrisiko.
- Da Dormer OnLine ein internetbasiertes System ist, können Sie von überall dort Aufträge plazieren, wo ein Internetzugang besteht, auch während Sie Ihre Kunden besuchen.
- Dormer OnLine beinhaltet SmartChoice, ein System, das Ihnen die Auswahl des richtigen Werkzeugs erleichtert.
- Unter Verwendung der ‘Upload’-Funktion können Sie automatisch generierte Aufträge aus Ihrem Bestellsystem verwenden, um eine Datei zu erstellen, die die Daten in Dormer OnLine hochlädt. Keine Zweifacherfassung notwendig!
- Dormer OnLine erlaubt Ihnen während des Arbeitstages immer wieder Artikel zu einer Bestellung hinzuzufügen und diese einmalig zu senden, statt eine Vielzahl kleiner Aufträge zu erstellen. Das hilft auf beiden Seiten den Verwaltungsaufwand zu reduzieren. Es gibt weniger Auträge, die zu verwalten sind, weniger Pakete, weniger Rechnungen, usw. und dies führt zu einer Kostenersparnis.
- Sie können frühere Aufträge benutzen, um ähnliche neue Aufträge zu erstellen.
  Oder Sie verwenden Auftragsformulare, die immer wieder benutzt werden können, zum Beispiel für die monatlichen Lageraufträge.

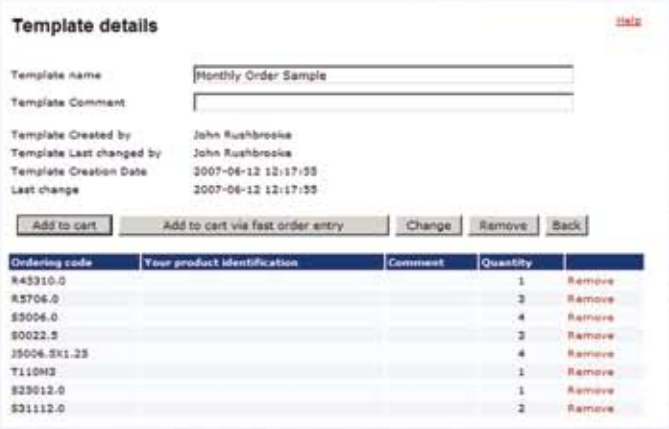

## ELEKTRONISCHER DATENAUSTAUSCH

## NUTZEN UND FUNKTONALITÄT

- Schnellere Verarbeitung
- Automatische Verarbeitung
- Menschliche Fehler werden reduziert
- Keine Übertragungsfehler (z.B. unleserliche Faxe)
- Einfacheres Speichern elektronischer Dokumente.

## WAS BIETET DER DORMER PRODUCT SELECTOR?

## NUTZEN UND FUNKTONALITÄT

- Der Product Selector ist eine Datei auf CD oder zum Downloaden von der Dormer Website (www.dormertools.com). Der Selector hilft Ihnen bei der Auswahl des richtigen Werkzeugs für Ihre Anwendung.
- Er ist einfach zu installieren und zu bedienen und umfaßt die Bereiche Bohren, Gewinde, Gewindefräsen, Fräsen und Reiben.
- Er ermittelt das für Ihre Anwendung richtige Werkzeug und zeigt Alternativen.
- Er liefert Ihnen die erforderlichen Schnittdaten und Werkzeugparameter.
- Er macht Angaben zur Standzeit des Werkzeuges.
- Er beinhaltet eine Materialdatenbank, die die wichtigsten internationalen Materialbezeichnungen enthält.
- Haben Sie das richtige Werkzeug gefunden, können Sie ein Datenblatt dazu ausdrucken.
- Es ist möglich, die ausgewählten Werkzeuge direkt in den Dormer Internet Bestellservice - Dormer Online - zu importieren. Einfach auf ‘Gehe ins Internet’ klicken.
- Sie können Ihre Preise importieren, so dass Wirtschaftlichkeitsberechnungen schnell und zuverlässig durchgeführt werden können.

## WAS BIETET DORMER SMARTCHOICE?

## NUTZEN UND FUNKTONALITÄT

- Smart Choice ist eine Internetanwendung, die jedem mit Internetzugang zur Verfügung steht.
- Neue Produkte sind unmittelbar ersichtlich. Die Aktualisierung erfolgt wöchentlich. Sie brauchen also nicht mehr auf neue Broschüren oder Kataloge zuwarten.
- Den SmartChoice Link können Sie den E-Mails, die Sie an Ihre Kunden senden, hinzufügen.
- Den SmartChoice Link können Sie Präsentationen und Dokumenten hinzufügen (Ihr PC muss einen Internetzugang haben).
- SmartChoice kann eine spezifische Produktseite starten. Links zu neuen Produkten können als E-Mail, in Präsentationen oder Dokumenten verschickt werden.
- SmartChoice gibt es gegenwärtig in 19 verschiedenen Sprachen.



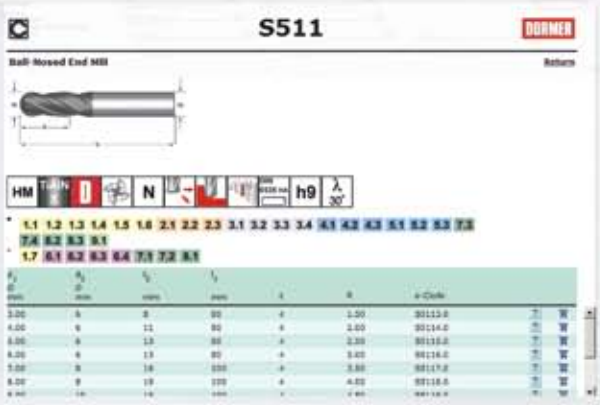

## WAT BIEDT DORMER ONLINE?

## VOORDELEN EN FUNCTIONALITEIT

- Dormer OnLine (DOL) is een internet bestelservice waar u orders kunt plaatsen en bewerken, prijzen en voorraad kunt controleren en oude orders en facturen kunt controleren en hergebruiken. Dormer OnLine is alleen voor geautoriseerde klanten beschikbaar.
- Met DOL kunt u orders plaatsen en bewerken, prijzen en voorraad controleren en zelfs zendingen volgen.
- DOL is gemakkelijk te gebruiken en vereist weinig training of kennis van internetshoppen.
- DOL is altijd actueel wat betreft de voorraad, nieuwe producten, etc., omdat DOL direct verbonden is met het wereldwijde bestelsysteem van Dormer Tools.
- Doordat de orders direct in het bestelsysteem van Dormer Tools worden ingevoerd is de kans op foutieve verwerking van een bestelling nihil.
- DOL is een op internet gebaseerd systeem. U kunt orders dus overal daar plaatsen, waar u toegang tot internet heeft – dus ook terwijl u UW klanten bezoekt.
- DOL beschikt over SmartChoice, een selectietool dat u helpt bij de keuze van het juiste gereedschap.
- Als u de “upload” functie gebruikt, kunt u in uw bestelsysteem orders genereren en deze uploaden naar DOL (zonder te orders te moeten overtippen).
- Met DOL kunt u in verloop van de werkdag grote orders “opbouwen” in plaats van talrijke kleine or ders in te sturen. Dit helpt uw administratie en die van Dormer te reduceren (minder paketten, minder facturen, minder orders te verwerken, etc.) wat wederom kosten reduceert.
- U kunt oude orders gebruiken om nieuwe te creëren. Ook kunt u een sjabloon creëren dat u steeds weer gebruikt (bijv. voor maandelijkse voorraadorders).

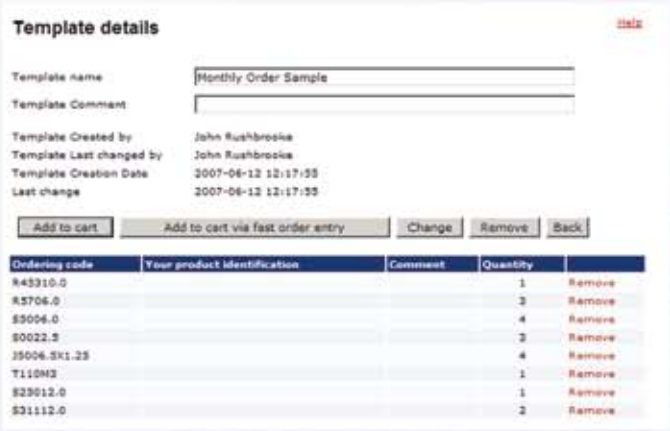

## ELECTRONISCHE DATAUITWISSELING

## VOORDELEN EN FUNCTIONALITEIT

- Snellere verwerking
- Automatische verwerking
- Aanmerkelijke reducering van menselijke fouten
- Geprintte transmissiefouten worden verwijderd (bijv. een onleesbaar fax)
- Het opslaan van electronische documenten wordt makkelijker.

## WAT BIEDT DE DORMER PRODUCT SELECTOR?

## VOORDELEN EN FUNCTIONALITEIT

- De Product Selector is een database op CD of te downloaden van de Dormer website (www.dormertools.com) om u bij de keuze van het juiste gereedschap voor uw toepassing te helpen.
- De Product Selector is gemakkelijk te installeren en te bedienen en dekt alle toepassingen van boren, tappen, frezen en ruimen.
- De Product Selector geeft u het juste gereedschap voor uw toepassing en laat alternatieve producten zien.
- Berekent optimale snijdata en bewerkingsparameters.
- Geeft informatie over standtijd.
- Beschikt over een materiaaldatabase met de meeste internationale materiaalbenoemingen.
- Als u het juiste gereedschap heeft gevonden, kunt u het datablad uitprinten.
- De gekozen gereedschappen kunnen direct in Dormer Online geïmporteerd worden. Ga daarvoor op “Go Online”.
- U kunt uw prijzen importeren en snel en betrouwbaar rendabiliteitsberekeningen doorvoeren.

## WAT BIEDT DORMER SMARTCHOICE?

## VOORDELEN EN FUNCTIONALITEIT

- SmartChoice is voor iedereen met internettoegang beschikbaar.
- Nieuwe producten ziet u direct. Het programma wordt wekelijks geactualiseerd en u hoeft niet op nieuwe publicaties of catalogi te wachten.
- In de e-mails kunt u een link naar SmartChoice toevoegen.
- In presentaties en documenten kunt u een link naar SmartChoice toevoegen (een internettoegang is hiervoor noodzakelijk).
- SmartChoice start een specifieke productpagina – links naar nieuwe producten kunnen als e-mails, in presentaties of documenten verstuurd worden.
- SmartChoice is in 19 talen beschikbaar.



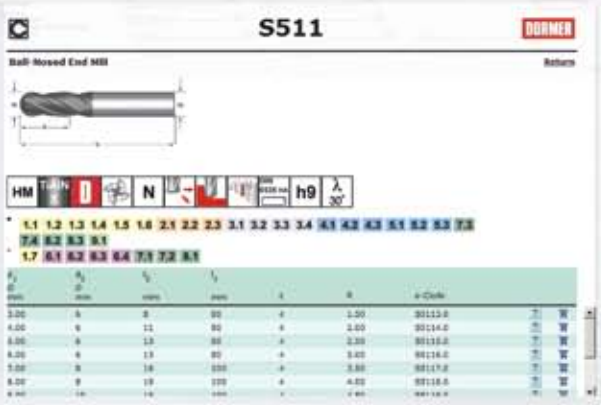

## DORMER ONLINE – QU’EST-CE QUE CELA OFFRE ?

## AVANTAGES ET FONCTIONNALITÉ

- Dormer OnLine (DOL) est un service de com mande par internet qui vous permet de passer et de suivre vos commandes, vérifier les prix et la disponibilité en temps réel, et consulter l’historique de vos commandes et factures. Il n’est acces sible qu’aux distributeurs Dormer autorisés avec un compte ouvert.
- Avec DOL vous pouvez passer/suivre vos com mandes, vérifier les prix/disponibiltés des produits et même suivre vos expéditions tout au long de la journée.
- DOL est très simple d’utilisation, requiérant peu de formation ou connaissances au préalable des solutions de commande par internet.
- Parce que DOL est directement lié au système de commande global Dormer Tools, il est constam ment mis à jour au niveau de la disponibilité produit, les nouveautés, etc.
- Parce que vous entrez vos commandes direct ement dans le système Dormer, les probabilités d’erreur sont faibles.
- Parce que DOL est un système internet, vous pou vez passer vos commandes quel que soit l’endroit ou vous vous trouvez même de chez VOTRE client.
- DOL linclus une sélection d’outils - SmartChoice – qui vous permettent de vous assurer que vous commandez le bon outil.
- En utilisant la fonction “Téléchargement”, vous pouvez programmer des commandes automa tiques générées par votre système afin de créer un fichier téléchargeable dans DOL (pas de “double saisie”).
- DOL vous permet de “générer” une commande globale tout au long de la journée, plutôt que d’envoyer un certain nombre de petites commandes. Cette possibilité réduit le travail administratif aussi bien pour vous que pour Dormer (moins de colis à préparer, de fac tures à payer, de commandes à saisir…) ce qui au final permet de réduire les coûts.
- Vous pouvez utiliser des commandes anciennes pour en créer une nouvelle – une identique, ou même créer un modèle que vous pourrez utiliser à l’infini (ex commandes de stock mensuelles).

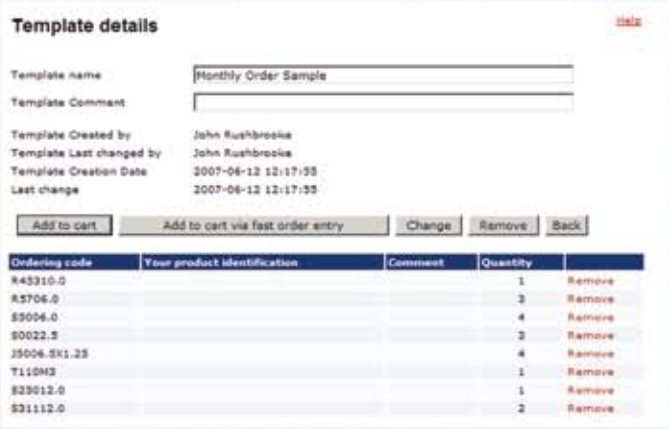

## ECHANGE DE DONNÉES ELECTRONIQUES

### AVANTAGES ET FONCTIONNALITÉ

- Traitement rapide
- Traitement automatique
- Diminution significative de l'erreur humaine
- Elimine les erreurs de transmission (ex reception d'un fax illisible)
- Stockage plus facile des documents électroniques.

## DORMER PRODUCT SELECTOR - QU'EST-CE QUE CELA OFFRE?

### AVANTAGES ET FONCTIONNALITÉ

- Product Selector est une base de données sur CD ou téléchargeable depuis le site internet Dormer (www.dormertools.com) pour vous aider à sélec tionner le meilleur outil pour votre application.
- Facile à installer, simple à utiliser, couvrant les applications de perçage, taraudage, fraisage par interpolation, fraisage et alésage.
- Recommande l'outil le mieux adapté pour votre application, et conseille des alternatives produits.
- Calcule les données de coupe et paramètres d'usinage optimums.
- Fournit des données sur la durée de vie.
- Inclus une base de données des matières avec la plupart des désignations matières internationales.
- Une fois que vous avez trouvé l'outil correct, vous pouvez imprimer sa fiche de données.
- Les outils sélectionnés peuvent être importés directement dans Dormer Online, pour commander plus facilement – cliquez just sur "Go Online".
- Vous pouvez importer vos prix afin de vous permet tre de calculer l'économie réalisée plus rapidement et précisément.

## DORMER SMARTCHOICE - QU'EST-CE QUE CELA OFFRE?

### AVANTAGES ET FONCTIONNALITÉ

- SmartChoice est une application internet disponible de façon globale par toute personne ayant un accès internet.
- Les nouveaux produits sont disponibles immédi atement (mise à jour hebdomadaire) – il n'est plus nécessaire d'attendre les nouvelles brochures ou catalogues.
- Un lien au SmartChoice peut être ajouté aux e-mails envoyés aux clients.
- Un lien au SmartChoice peut être ajouté à des Présentations ou Documents (dans ce cas il est nécessaire que le PC ait un accès internet)
- SmartChoice peut lancer une page produit spéci fique – des liens aux nouveaux produits peuvent être envoyés par e-mail, insérés à des présentations ou documents.
- SmartChoice est disponible pour le moment en 19 langues.



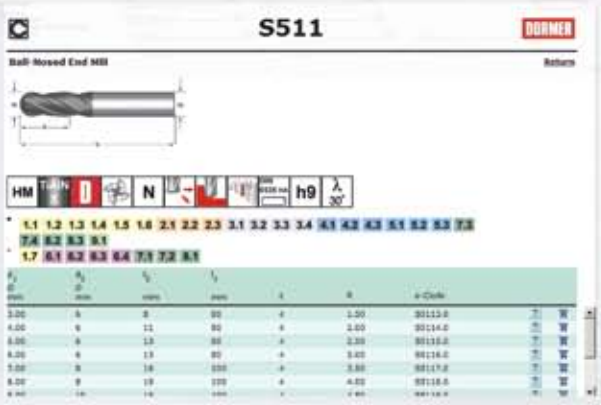

## DORMER ONLINE -
## ¿QUÉ LE PUEDE OFRECER?

### UTILIDAD Y VENTAJAS

- Dormer OnLine (DOL) es un sistema de entrada de pedidos vía internet que le permite entrar sus propios pedidos, supervisar su evolu ción, consultar precios y disponibilidad de las piezas, y examinar históricamente sus anteriores pedidos y facturas. DOL está disponible exclusi vamente para los distribuidores Dormer autoriza dos, a través de una cuenta directa.
- A través de DOL Vd. puede entrar pedidos, super visar su evolución, consultar precio y disponibili dad de las piezas, e incluso seguir la evolución del despacho del paquete con el transportista (UPS).
- DOL es muy fácil de usar, solamente requiere una pequeña formación y conocimientos básicos previos en el manejo de Internet.
- DOL está directamente conectado al sistema cen tral de entrada de pedidos de Dormer Tools. Como consecuencia, la información sobre disponi bilidad, nuevos productos, etc. está siempre actualizada.
- La probabilidad de cometer errores es pequeña ya que se entran los pedidos directamente dentro del sistema Dormer.
- Ya que DOL está basado en la utilización de Internet, Vd. puede entrar sus pedidos EN CUALQUIER PARTE donde tenga un acceso a Internet, incluso mientras visita a SUS clientes.
- DOL incluye una herramienta de consulta técnica (SmartChoice) con la que Vd. puede asegurar la correcta elección de los productos.
- Usando la función “Upload”, Vd puede programar y generar sus pedidos desde su sistema informáti co, creando un fichero que se actualizará directa mente en DOL (no hay necesidad de entrar dos veces el pedido).
- DOL permite crear un gran pedido durante toda la jornada laboral, en lugar de numerosos pequeños pedidos. Esto ayuda a reducir el trabajo de administración tanto a Vds. como a Dormer (menos paquetes para recepcionar, menos facturas que procesar, menos pedidos para perse guir, etc.), como consecuencia también se reducen los costes.
- Vd. puede utilizar pedidos anteriores para crear pedidos nuevos, similares a estos, o incluso crear plantillas para usarlas cada vez que quiera (por ejemplo, en reposiciones periódicas de stock).

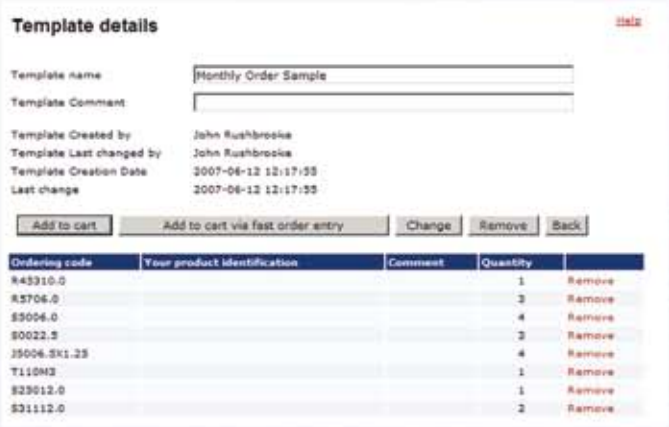

## INTERCAMBIO ELECTRONICO DE DATOS

### UTILIDAD Y VENTAJAS

- Procedimiento más rápido
- Procedimiento automático
- Reducción significativa de errores humanos
- Eliminación de errores en las transmisiones impresas (ej. fax ilegible)
- Fácil almacenamiento de documentos electrónicos.

## DORMER PRODUCT SELECTOR - ¿QUÉ LE PUEDE OFRECER?

### UTILIDAD Y VENTAJAS

- Product Selector es una base de datos disponible en la web de Dormer (descargar documento en www.\dormertools.com) o en CD y que le ayudará a seleccionar la herramienta apropiada para cada aplicación.
- Fácil de instalar, simple de utilizar. Cubre las apli caciones de perforado, roscado, fresado y escariado.
- Recomienda la mejor herramienta para cada aplicación y muestra las posibles alternativas.
- Calcula los parámetros de corte y mecanización optimos.
- Proporciona datos de la vida de la herramienta.
- Incluye base de datos con las denominaciones internacionales del material.
- Cuando haya encontrado la herramienta adecuada, pude imprimir la información en un formato adecuado.
- Las herramientas seleccionadas se pueden impor tar directamente a Dormer OnLIne, para poder cursar un pedido de manera simple – solo selecciónе “Ir a OnLine”
- Puede importar sus precios, con lo que podrá realizar sus cálculos fiable y rapidamente.

## DORMER SMARTCHOICE - (BUSQUEDA INTELIGENTE) ¿QUÉ LE PUEDE OFRECER?

### UTILIDAD Y VENTAJAS

- SmartChoice es una aplicación vía internet que se puede utilizar desde cualquier punto que tenga ac ceso a la red.
- Los nuevos productos están disponibles inmediata mente (Actualización Semanal) – No necesita es perar a que le lleguen los nuevos catálogos o publi caciones.

- Se pueden vincular enlaces de SmartChoice a los e-mails que se envían a los clientes.
- Se pueden vincular enlaces del SmartChoice a documentos y presentaciones (siempre que el PC esté conectado a Internet)
- SmartChoice puede emitir documentos de un producto específico – los enlaces con el nuevo producto se pueden mandar a través de un e-amail y adjuntar a presentaciones o documentos.
- SmartChoice está disponible actualmente en 19 idiomas.

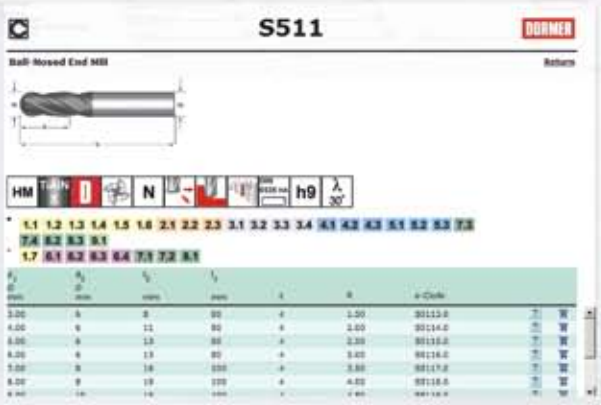

## DORMER ONLINE – O QUE OFERECE?

## VANTAGENS E FUNCIONALIDADE

- Dormer OnLine (DOL) é um serviço de encomen das através da internet, que lhe permite colocar / acompanhar as suas encomendas, veri ficar preços e disponibilidade dos produtos em tempo real, verificar e utilizar o histórico das suas encomendas e facturas. Encontra-se disponivel exclusivamente para Distribuidores Dormer autori zados com conta corrente.
- Com DOL pode colocar/acompanhar encomen das, verificar preços e disponibilidade de produtos e mesmo os números de envio da transportadora ao longo do dia.
- DOL é muito fácil de utilizar, exigindo pouca for mação e/ou pouco conhecimento prévio das opções de encomenda através de internet.
- Porque DOL está directamente ligado ao sistema central de encomendas Dormer Tools, está em constante actualização relativamente à informação de disponibilidade de produtos, novos produtos, produtos descontinuados, alterações de preços, etc.
- Porque regista as suas encomendas através do sistema central da Dormer, existe uma reduzida probabilidade de erros na entrada de pedidos.
- Porque DOL é um sistema baseado na internet, pode colocar os seus pedidos EM QUALQUER PARTE desde que tenha acesso a internet, - mesmo enquanto visita os seus clientes.
- DOL inclui um selector de ferramenta - SmartChoice (Escolha Inteligente) - de forma a proporcionar-lhe uma escolha correcta do produto.
- Utilizando a função 'Upload' (importação de ficheiro), pode programar encomendas automáti cas geradas pelo seu sistema,e criar um ficheiro para carregar no DOL (evitando 'duplicação de escrita')
- DOL permite-lhe 'construir' encomendas mais extensas durante o seu dia de trabalho, em lugar de enviar diversas encomendas pequenas. Isto ajuda a reduzir os custos administrativos tanto para a Dormer como para si, (menos pacotes para recepcionar, menos facturas para processar e pagar, menos encomendas para acompanhar, etc)

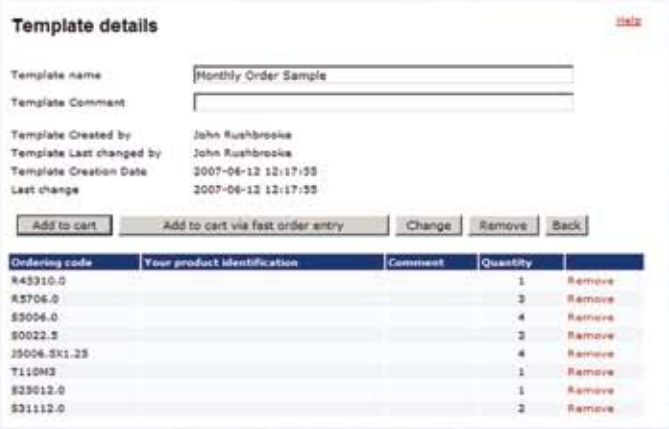

## INTERCÂMBIO DE INFORMAÇÃO ELECTRÓNICA

### VANTAGENS E FUNCIONALIDADE

- Processamento mais rápido
- Processamento automático
- Reduz significativamente o erro humano
- Elimina erros de transmissões impressas (ex. transmissões por fax – impressão ilegível)
- Arquivo mais fácil de documentos electrónicos

## SELECTOR DE PRODUTOS DORMER – O QUE OFERECE?

### VANTAGENS E FUNCIONALIDADE

- O Selector de Produtos é uma base de dados em CD ou por descargas do site da Dormer (www dormertools.com) para o ajudar a seleccionar a(s) ferramenta(s) correcta(s) para a sua aplicação.
- Fácil de instalar, simples de operar, cobre apli cações de furação, roscagem, fresagem p/ aber tura de roscas, fresagem e mandrilagem.
- Recomenda a ferramenta mais adequada para a sua aplicação, e mostra ferramentas alternativas.
- Cálcula óptiomos parâmetros de corte e maquinação
- Oferece informação sobre o tempo de vida da ferramenta
- Inclui uma base de dados sobre a maioria das designações internacionais de materiais.
- Uma vez encontrada a ferramenta correcta, pode imprimir a folha com todos os dados
- As ferramentas seleccionadas podem ser importa das directamente para o Dormer Online, para fa cilitar o registo de pedido – apenas clique em 'Pedir'
- Pode importar os seus preços e assim os cálculos sobre o seu lucro efectuam-se mais rapidamente e com maior fiabilidade.

## 'SMARTCHOICE' DORMER – O QUE OFERECE?

### VANTAGENS E FUNCIONALIDADE

- 'SmartChoice' é uma aplicação da internet dis ponível a qualquer pessoa que tenha acesso à internet
- Novos produtos disponíveis imediatamente (actualização semanal) – não necessita de esperar por novas publicações ou catálogos
- Ligações ao 'SmartChoice' podem ser anexadas a e-mails enviados para clientes
- Ligações ao 'SmartChoice' podem ser anexadas a Apresentações e Documentos (desde que o PC do recepcionador tenha acesso a internet)
- 'SmartChoice' pode lançar uma página de produto específica – liga a novos produtos, pode ser enviada como e-mail, em apresentações ou documentos.
- 'Smart Choice' está actualmente disponível em 19 línguas diferentes.

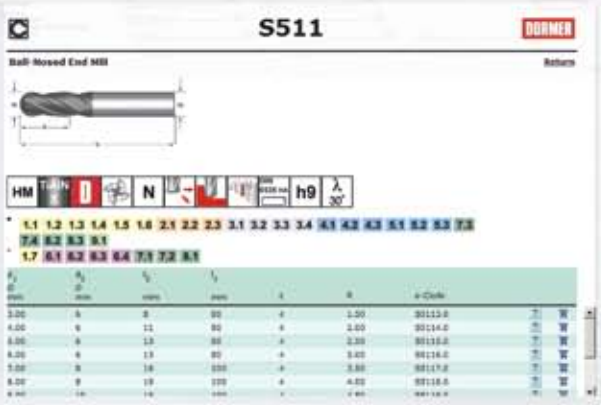

| Old / Alt<br>Oud / Ancien<br>Obsoleto / Antigo | | New / Neu<br>Nieuw / Nouveau<br>Nuevo / Novo | |
|---|---|---|---|
| A001 | → → → | A002 | |
| A098 | → → → | | |
| A148 | → → → | | |
| A194 | → → → | | |
| A918 | → → → | A916 | |
| | | | |
| B113 | → → → | | |
| B168 | → → → | | |
| B247 | → → → | | |
| | | | |
| C100 | → → → | C110 | |
| C102 | → → → | C123 | |
| C130 | → → → | C191 | 12/ 2008 |
| C131 | → → → | C192 | |
| C137 | → → → | C191 | |
| C145 | → → → | | |
| C200 | → → → | C247 | |
| C202 | → → → | C273 | |
| C204 | → → → | C246 | |
| C250 | → → → | C291 | |
| C290 | → → → | C295 | |
| C297 | → → → | C291 | |
| C301 | → → → | C391 | 12/ 2008 |
| C302 | → → → | C392 | 12/ 2008 |
| C324 HR | → → → | C324 HRA | 06/ 2008 |
| C361 | → → → | C392 | 12/ 2008 |
| C402 | → → → | C407 | 06/ 2008 |
| C404 | → → → | C944 | 12/ 2008 |
| C414 | → → → | C908 | |
| C418 | → → → | C948 | 12/ 2008 |
| C442 | → → → | C400 | |
| C448 | → → → | C493 | |
| C465 | → → → | C403 | |
| C478 | → → → | C477 | |
| C480 | → → → | C475 | |
| C491 HR | → → → | C491 HRA | 06/ 2008 |

| Old / Alt<br>Oud / Ancien<br>Obsoleto / Antigo | | New / Neu<br>Nieuw / Nouveau<br>Nuevo / Novo | |
|---|---|---|---|
| C492 HR | → → → | C492 HRA | 06/ 2008 |
| C904 | → → → | C921 | |
| C905 HR λ 38° | → → → | C905 HRA λ 35° | 06/ 2008 |
| C906 | → → → | C270 | |
| C922 HR λ 38° | → → → | C922 HRA λ 35° | 06/ 2008 |
| C927 | → → → | C927 | 06/ 2008 |
| C940 | → → → | C940 | 06/ 2008 |
| C974 | → → → | C291 | |
| | | | |
| E203 | → → → | E395 | |
| E211 | → → → | E392 | |
| E262 | → → → | E393 | |
| E254 | → → → | E395 | |
| E340 | → → → | E395 | |
| E341 | → → → | E395 | |
| E342 | → → → | E392 | 06/ 2009 |
| E343 | → → → | E392 | 06/ 2009 |
| E464 | → → → | E395 | |
| E465 | → → → | E395 | |
| E519 | → → → | E022<br>E023 | |
| E521 | → → → | E020<br>E021 | |
| | | | |
| G110 | → → → | G125 | 09/ 2008 |
| G120 | → → → | | 09/ 2008 |
| | | | |
| H015 | → → → | | 09/ 2008 |
| H040 | → → → | | 09/ 2008 |
| H121 | → → → | | 09/ 2008 |
| H122 | → → → | | 09/ 2008 |
| H123 | → → → | | 09/ 2008 |

**R**


| | | | |
|---|---|---|---|
| R002 | 56 | R510 | 62 |
| R022 | 38 | R520 | 44 |
| R100 | 54 | R553 | 65 |
| R120 | 34 | R554 | 63 |
| R122 | 32 | R557 | 49 |
| R123 | 33 | R558 | 47 |
| R210 | 69 | R563 | 67 |
| R220 | 69 | R567 | 51 |
| R320 | 35 | R570 | 70 |
| R325 | 36 | R571 | 71 |
| R330 | 37 | R583 | 68 |
| R453 | 60 | R587 | 53 |
| R454 | 58 | R590 | 46 |
| R457 | 42 | R950 | 28 |
| R458 | 40 | R960 | 30 |

**A**


| | | | | | | | |
|---|---|---|---|---|---|---|---|
| A122 | 80 | A103 | 111 | A916 | 141 | A200 | 164 |
| A723 | 81 | A108 | 112 | A578 | 143 | A201 | 165 |
| A119 | 82 | A170 | 114 | A350 | 145 | A204 | 166 |
| A123 | 83 | A002 | 115 | A243 | 146 | A210 | 167 |
| A124 | 84 | A510 | 117 | A244 | 147 | A225 | 168 |
| A120 | 85 | A777 | 119 | A125 | 148 | A227 | 169 |
| A022 | 87 | A509 | 121 | A976 | 150 | A260 | 170 |
| A520 | 89 | A553 | 123 | A977 | 151 | A205 | 171 |
| A720 | 91 | A554 | 124 | A978 | 152 | A211 | 172 |
| A117 | 92 | A907 | 125 | A979 | 153 | A202 | 173 |
| A927 | 94 | A577 | 127 | A345 | 154 | A189 | 174 |
| A597 | 96 | A166 | 129 | A951 | 155 | A088 | 175 |
| A551 | 98 | A134 | 130 | A952 | 156 | A190 | 176 |
| A552 | 100 | A130 | 131 | A414 | 157 | A191 | 177 |
| A160 | 101 | A530 | 134 | A413 | 158 | A199 | 178 |
| A102 | 102 | A730 | 135 | A412 | 159 | A095 | 179 |
| A104 | 104 | A765 | 136 | A401 | 160 | A096 | 180 |
| A105 | 106 | A110 | 137 | A400 | 161 | A099 | 181 |
| A100 | 107 | A623 | 139 | A402 | 162 | A295 | 182 |
| A101 | 110 | A111 | 140 | A405 | 163 | A296 | 183 |

DORMER

| | R950 | | | R960 | | | R122 | R123 | R120 | R320 | R325 | R330 | R022 | R458 | R457 | R520 | R590 |
|---|---|---|---|---|---|---|---|---|---|---|---|---|---|---|---|---|---|
| | H853 | H855 | H858 | H853 | H855 | H858 | | | | | | | | | | | |
| | | | | | | | | | | | | | | | | | |
| | HM | HM | HM | HM | HM | HM | HM | HM | HM | HM | HM | HM | HM | HM | HM | HM | HM |
| | Tiphon | Tiphon | Tiphon | Tiphon | Tiphon | Tiphon | | | | | | | TiN | TiAlN | TiAlN | TiN | TiAlN |
| | D | D | D | D | D | D | D | D | DIN 6539 | D | D | D | D | DIN 6537 K | DIN 6537 K | DIN 6539 | DIN 6539 |
| | 3xD | 5XD | 8XD | 3xD | 5XD | 8XD | 1XD | 1XD | 2.5xD | 4xD | <5XD | <5XD | 2.5xD | 3xD | 3xD | 2.5xD | 2.5xD |
| | DIN 6535 HE | DIN 6535 HE | DIN 6535 HE | DIN 6535 HE | DIN 6535 HE | DIN 6535 HE | | | | | | | | DIN 6535 HA | DIN 6535 HA | | |
| | | | | | | | N | N | N | H | H | H | | | | N | N |
| | 140° | 140° | 140° | 140° | 140° | 140° | 120° | 90° | 120° | 150° | 150° | 150° | 118° | 140° | 140° | 130° | 140° |
| | | | | | | | | | | | | | | | | S.P. | S.P. |
| | | | | | | | | | | | | | | | | | |
| | 15/32 - 30.50 | 15/32 - 30.50 | 15/32 - 30.50 | 15/32 - 30.50 | 15/32 - 30.50 | 15/32 - 30.50 | 5.00 - 20.00 | 5.00 - 20.00 | 1.00 - 12.00 | 3.00 - 16.00 | 3.00 - 16.00 | 3.00 - 16.00 | 3.00 - 17/32 | 3.00 - 20.00 | 3.00 - 20.00 | 3.00 - 16.50 | 8.00 - 16.00 |
| | NEW 2009.02 | NEW 2009.02 | NEW 2009.02 | NEW 2009.02 | NEW 2009.02 | NEW 2009.02 | | | | | | | | | | | |
| | | | | | | | | | | | | | | MP-X | MP-X | CDX | CDX |
| | 28 | 28 | 28 | 30 | 30 | 30 | 32 | 33 | 34 | 35 | 36 | 37 | 38 | 40 | 42 | 44 | 46 |
| 1.1 | ■90V | ■90U | ■80T | | | | ■85S | ■85S | ●85S | | | | ■75V | ■125W | ■125W | ■100X | ■90W |
| 1.2 | ■80V | ■80U | ■70T | | | | ■75S | ■75S | ●75S | | | | ■65V | ■110W | ■115W | ■90X | ■80W |
| 1.3 | ■80V | ■80U | ■70T | | | | ■75S | ■75S | ●75S | ■85U | | | ■65V | ■90W | ■110W | ■90X | ■80W |
| 1.4 | ■70V | ■70U | ■60T | | | | ■70S | ■70S | ●70S | ■70U | | | ■55V | ■80V | ■95V | ■80X | ■70W |
| 1.5 | ■70V | ■70U | ■60T | | | | ■45S | ■45S | ●45S | ■70U | | | ■45U | ■60V | ■75V | ■55X | ■50W |
| 1.6 | ●60U | ●60T | ●50S | | | | ■45S | ■45S | ●45S | ■50T | | | ■45U | ■50U | ■65U | ■45W | ■40V |
| 1.7 | | | | | | | ■30S | ■30S | ●30S | ■45S | | | ■30U | | | ●35U | ■30U |
| 1.8 | | | | | | | ■30S | ■30S | ●30S | ■40S | | | ■30U | | | ●30T | ■25U |
| 2.1 | | | | ■50U | ■50T | ■40T | ■53S | ■53S | | | | | | ●45U | ■55V | ●50W | ●45V |
| 2.2 | | | | ■35U | ■35T | ■30T | ■45S | ■45S | | | | | | ●40T | ■35V | | ●40T |
| 2.3 | | | | ■30T | ■30S | ■25S | | | | | | | | ●35T | ●30U | | ●40T |
| 2.4 | | | | ●25T | ●25S | ●20S | | | | | | | | | | | |
| 3.1 | | | | ■85V | ■85U | ■70U | ■75T | ■75T | ●75U | ●75V | ■90V | | ■75X | ■90W | ■110W | ■90Y | ■80X |
| 3.2 | | | | ■85V | ■85U | ■70U | ■75T | ■75T | ●75U | ●75V | ■75V | | ■75X | ■90W | ■110W | ■90Y | ■80X |
| 3.3 | | | | ■70V | ■70U | ■60U | ■55T | ■55T | ●55U | ●55V | ■75V | | ■55X | ■70V | ■80V | ■65X | ■60W |
| 3.4 | | | | ■60V | ■60U | ■50U | ■55T | ■55T | ●55U | ●55V | ■60V | | ■55X | ■70V | ■80V | ■65X | ■60W |
| 4.1 | | | | ●45T | ●45T | ●35S | ■45T | ■45T | ■45T | ●40T | | | | ●50U | ■55V | ●60W | |
| 4.2 | | | | ●35T | ●35T | ●30S | ■35T | ■35T | ●35T | ●40T | | | | ●40U | ■45V | ●45V | ●40U |
| 4.3 | | | | ●30S | ●30S | ●25S | ■25S | ■25S | ●25T | ●25T | | | | ●35T | ■40U | ●35U | ●30T |
| 5.1 | | | | ●35T | ●35T | ●30S | ■45T | ■45T | ■40U | | | | | | | ■50W | |
| 5.2 | | | | ●30S | ●30S | ●25S | ■30S | ■30S | ●30T | ●22T | | | | | | | ●35S |
| 5.3 | | | | ●25S | ●25S | ●20S | ■20S | ■20S | ●20T | ●14S | | | | | | | ●20S |
| 6.1 | | | | | | | ■275V | ■275V | ■275W | | | ■180S | | ■100V | ■125W | | |
| 6.2 | | | | | | | ■250V | ■250V | ●275W | | ●140V | ■130V | ●190W | ■200V | ■220W | | |
| 6.3 | | | | | | | ■250V | ■250V | ●275W | | ●35S | ■160V | ●190W | ■200V | ■220W | | |
| 6.4 | | | | | | | ■70T | ■70T | ●70U | ■70W | ■70U | ■80U | | ●80U | ■100V | | |
| 7.1 | | | | | | | ■200V | ■200V | ■200W | | | ■200V | ●155W | ■225W | ■250W | ■225Z | |
| 7.2 | | | | | | | ■200V | ■200V | ●200W | ●200X | | ■200V | ●155W | ■225W | ■250W | ■225Z | |
| 7.3 | | | | | | | ■112V | ■112V | ●112W | ■112X | | ■150V | ●85W | ■180V | ■200V | ■150Y | ■135X |
| 7.4 | | | | | | | ■60V | ■60V | ●60W | ■60X | ■130V | | ●45W | ■120V | ■150V | ■65Y | ■60X |
| 8.1 | | | | | | | ■60X | ■60X | ■60U | | | | ●45X | | | ■75Z | |
| 8.2 | | | | | | | ■100V | ■100V | ■100U | | | | ●75W | | | ■115V | |
| 8.3 | | | | | | | | | | ■32U | | | | | | | |
| 9.1 | | | | | | | | | | | | | | | | | |
| 10.1 | | | | | | | | | | | | | | | | | |



| | R558 | R557 | R567 | R587 | R100 | R002 | R454 | R453 | R510 | R554 | R553 | R563 | R583 | R220 | R210 | R570 | R571 |
|---|---|---|---|---|---|---|---|---|---|---|---|---|---|---|---|---|---|
| | HM | HM | HM | HM | HM | HM | HM | HM | HM | HM | HM | HM | HM | HM | HM | HM | HM |
| | TiAlN | TiAlN | TiAlN Top | | | TiN | TiAlN | TiAlN | TiN | TiAlN | TiAlN | TiAlN Top | | | | Super Flow | Super Flow |
| | DIN 6537 K | DIN 6537 K | DIN 6537 K | DIN 6537 K | DIN 338 | D | DIN 6537 L | DIN 6537 L | DIN 338 | DIN 6537 L | DIN 6537 L | DIN 6537 L | DIN 6537 L | DIN 6537 L | D | D | D |
| | 3xD | 3xD | 3xD | 3xD | 4xD | 5XD | <5XD | <5XD | 4xD | <5XD | <5XD | <5XD | <5XD | <5XD | <7XD | 8XD | 12xD |
| | DIN 6535 HA | DIN 6535 HA | DIN 6535 HA | DIN 6535 HA | | | DIN 6535 HA | DIN 6535 HA | | DIN 6535 HA | DIN 6535 HA | DIN 6535 HA | DIN 6535 HA | DIN 6535 HA | DIN 6535 HA | DIN 6535 HA | DIN 6535 HA |
| | N | N | N | H | N | | | | N | N | N | N | H | | | ACM | ACM |
| | 130° | 130° | 140° | 130° | 120° | 118° | 140° | 140° | 130° | 130° | 130° | 140° | 130° | 120° | 120° | 140° | 140° |
| | S.P. | S.P. | S.P. | S.P. | | | | | S.P. | S.P. | S.P. | S.P. | S.P. | | | S.P. | S.P. |
| | | | | | | | | | | | | | | | | | |
| | 3.00 - 20.00 | 3.00 - 20.00 | 3.00 - 20.00 | 3.00 - 20.00 | 1.00 - 14.00 | 3.00 - 14.00 | 3.00 - 3/4 | 3.00 - 20.00 | 3.00 - 14.25 | 3.00 - 20.00 | 3.00 - 20.00 | 3.00 - 20.00 | 3.00 - 20.00 | 4.00 - 20.00 | 5.00 - 20.00 | 3.00 - 20.00 | 3.00 - 16.00 |
| | | | NEW 2007.10 | NEW 2009.02 | | | | | | | | | NEW 2009.02 | | | | NEW 2009.02 |
| | CDX | CDX | CDX -Inox | CDX -Al | | | MP-X | MP-X | CDX | CDX | CDX | CDX -Inox | CDX -Al | | | CDX -DH | CDX -DH |
| | 47 | 49 | 51 | 53 | 54 | 56 | 58 | 60 | 62 | 63 | 65 | 67 | 68 | 69 | 69 | 70 | 71 |
| 1.1 | ■130X | ■150X | | | ●85S | ■75U | ■125V | ■125V | ■100W | ■130V | ■150V | | | | | ■135V | ■135V |
| 1.2 | ■115X | ■135X | | | ●75S | ■65U | ■110V | ■115V | ■90W | ■115V | ■135V | | | | | ■120V | ■120V |
| 1.3 | ■115X | ■135X | | | ●75S | ■65U | ■90V | ■110V | ■90W | ■115U | ■135U | | | | | ■110U | ■110U |
| 1.4 | ■95X | ■115X | | | ●70S | ■55U | ■80V | ■95V | ■80W | ■95U | ■115U | | | | | ■100U | ■100U |
| 1.5 | ■65W | ■90W | | | ●45S | ■45T | ■60V | ■75V | ■55V | ■65U | ■90U | | | | | ■80U | ■80U |
| 1.6 | ■50W | ■65W | | | ●45S | ■45T | ■50U | ■65U | ■45V | ■50T | ■65T | | | | | ■55T | ■55T |
| 1.7 | ■40V | ●40V | | | ●30S | ■30T | | | ●35T | ■30U | | | | | | | |
| 1.8 | ■30V | ●30V | | | ●30S | ■30T | | | ●30S | ■25U | | | | | | | |
| 2.1 | ●60W | ■80W | ■120W | ■120W | | | | ■55V | ●50V | ●45U | ■80U | ■110V | | | | ■75V | ■75V |
| 2.2 | ●45U | ■50U | ■75V | ■75V | | | | ■35V | | ●35U | ●40U | ■65V | | | | ■35V | ■35V |
| 2.3 | ●40U | ■45U | ■50V | ■50V | | | | ●30U | | ●30U | ●35U | ■50U | | | | ●30U | ●30U |
| 2.4 | | ■35U | ■50V | ■50V | | | | | | | ●30U | ■50U | | | | | |
| 3.1 | ■110Y | ■130Y | | | ●75T | ■75W | ■90W | ■110W | ■90X | ■110W | ■130W | | | ■125V | ■125V | ■120W | ■120W |
| 3.2 | ■110Y | ■130Y | | | ●75T | ■75W | ■90W | ■110W | ■90X | ■110W | ■130W | | | ■100V | ■100V | ■120W | ■120W |
| 3.3 | ■80X | ■90X | | | ●55T | ■55W | ■70V | ■80V | ■65W | ■80V | ■90V | | | ■100T | ■100T | ■80V | ■80V |
| 3.4 | ■80X | ■90X | | | ●55T | ■55W | ■70V | ■80V | ■65W | ■80V | ■90V | | | ■100U | ■100U | ■80V | ■80V |
| 4.1 | ●65W | ■75W | ■80X | ■80X | | | ●50U | ■55V | ●45V | ■45U | ■50U | ■50V | | | | | |
| 4.2 | ●50V | ■60V | ■75W | ■75W | | | ●40U | ■45V | | ●40T | ●45T | ■45U | | | | | |
| 4.3 | ●40U | ■45U | ■50V | ■50V | | | ●35T | ■40U | | ●30T | ●35T | ■35U | | | | | |
| 5.1 | ●60W | ■65W | ■70X | ■70X | | | | | ●50V | ■45T | ■50T | ■50U | | | | | |
| 5.2 | ●45U | ■50U | ■50V | ■50V | | | | | | ●30T | ●35T | ■35U | | | | | |
| 5.3 | ●25T | ■30T | ■30U | ■30U | | | | | | ●20T | ●25T | ■25U | | | | | |
| 6.1 | | | | | | | ■100V | ■125W | | | | | | | | ●125V | ●125V |
| 6.2 | | | | | ■250V | ●190V | ■200V | ■220W | | | | | | ■210W | ■210W | ●220V | ●220V |
| 6.3 | | | | | ■250V | ●190V | ■200V | ■220W | | | | | | | | ●220V | ●220V |
| 6.4 | | | | | | | ●80U | ■100V | | | | | | | | ●100U | ●100U |
| 7.1 | ■250Z | ■300Z | | | ●200V | ●155V | ■225W | ■250W | ■225Y | ■250X | ■300X | | ■400Y | | | ●285W | ●285W |
| 7.2 | ■250Z | ■300Z | | | ●200V | ●155V | ■225W | ■250W | ■225Y | ■250X | ■300X | | ■400Y | ■400W | ■400W | ■285W | ■285W |
| 7.3 | ■175Z | ■200Z | | | ●112V | ●85V | ■180V | ■200V | ■150X | ■175W | ■200W | | ■300Y | ■260W | ■260W | ■190V | ■190V |
| 7.4 | ■80Y | ■100Y | | | ●60V | ●45V | ■120V | ■150V | ■65X | ■80W | ■100W | | ■250X | ■240W | ■240W | ■95V | ■95V |
| 8.1 | | | | | ■60X | ●45X | | | ■75X | | | | | | | | |
| 8.2 | | | | | ■100V | ●75V | | | ■115V | | | | | | | | |
| 8.3 | | | | | | | | | | | | | | | | | |
| 9.1 | | | | | | | | | | | | | | | | | |
| 10.1 | | | | | | | | | | | | | | | | | |

| Fn | Ø | | | | | | | | | | | | | | | |
|---|---|---|---|---|---|---|---|---|---|---|---|---|---|---|---|---|
| | 1mm | 2mm | 3mm | 4mm | 5mm | 6mm | 8mm | 10mm | 12mm | 15mm | 16mm | 20mm | 25mm | 30mm | 40mm | 50mm |
| A | 0.012 | 0.023 | 0.029 | 0.032 | 0.036 | 0.042 | 0.054 | 0.062 | 0.069 | 0.082 | 0.086 | 0.110 | 0.125 | 0.135 | 0.155 | 0.175 |
| B | 0.014 | 0.028 | 0.037 | 0.041 | 0.046 | 0.053 | 0.067 | 0.080 | 0.090 | 0.103 | 0.108 | 0.135 | 0.153 | 0.165 | 0.188 | 0.208 |
| C | 0.015 | 0.032 | 0.044 | 0.050 | 0.056 | 0.064 | 0.080 | 0.098 | 0.110 | 0.125 | 0.130 | 0.160 | 0.180 | 0.195 | 0.22 | 0.24 |
| D | 0.016 | 0.038 | 0.053 | 0.060 | 0.068 | 0.078 | 0.098 | 0.119 | 0.130 | 0.149 | 0.155 | 0.188 | 0.210 | 0.228 | 0.253 | 0.275 |
| E | 0.017 | 0.043 | 0.062 | 0.071 | 0.080 | 0.092 | 0.115 | 0.140 | 0.150 | 0.173 | 0.180 | 0.215 | 0.240 | 0.260 | 0.285 | 0.31 |
| F | 0.018 | 0.050 | 0.073 | 0.084 | 0.095 | 0.109 | 0.138 | 0.165 | 0.178 | 0.202 | 0.210 | 0.248 | 0.275 | 0.295 | 0.32 | 0.343 |
| G | 0.019 | 0.056 | 0.084 | 0.096 | 0.109 | 0.126 | 0.160 | 0.190 | 0.205 | 0.231 | 0.240 | 0.280 | 0.310 | 0.330 | 0.355 | 0.375 |
| H | 0.020 | 0.066 | 0.102 | 0.116 | 0.130 | 0.150 | 0.190 | 0.228 | 0.243 | 0.271 | 0.280 | 0.320 | 0.355 | 0.375 | 0.398 | 0.418 |
| I | 0.021 | 0.076 | 0.119 | 0.134 | 0.150 | 0.173 | 0.220 | 0.265 | 0.280 | 0.310 | 0.320 | 0.360 | 0.400 | 0.420 | 0.44 | 0.46 |
| J | 0.024 | 0.084 | 0.135 | 0.152 | 0.170 | 0.197 | 0.250 | 0.298 | 0.315 | 0.349 | 0.360 | 0.405 | 0.445 | 0.465 | 0.485 | 0.503 |
| K | 0.026 | 0.092 | 0.150 | 0.170 | 0.190 | 0.220 | 0.280 | 0.330 | 0.350 | 0.388 | 0.400 | 0.450 | 0.490 | 0.510 | 0.53 | 0.545 |
| L | 0.028 | 0.101 | 0.165 | 0.186 | 0.208 | 0.240 | 0.305 | 0.360 | 0.385 | 0.419 | 0.430 | 0.485 | 0.525 | 0.545 | 0.568 | 0.588 |
| M | 0.030 | 0.110 | 0.180 | 0.202 | 0.225 | 0.260 | 0.330 | 0.390 | 0.420 | 0.450 | 0.460 | 0.520 | 0.560 | 0.580 | 0.605 | 0.63 |
| N | 0.032 | 0.119 | 0.195 | 0.218 | 0.242 | 0.280 | 0.355 | 0.420 | 0.455 | 0.481 | 0.490 | 0.555 | 0.595 | 0.615 | 0.642 | 0.672 |
| S | 0.008 | 0.014 | 0.020 | 0.025 | 0.030 | 0.037 | 0.050 | 0.080 | 0.100 | 0.123 | 0.130 | 0.150 | 0.170 | 0.190 | 0.220 | |
| T | 0.015 | 0.028 | 0.040 | 0.050 | 0.060 | 0.070 | 0.090 | 0.110 | 0.130 | 0.160 | 0.170 | 0.190 | 0.210 | 0.230 | 0.260 | |
| U | 0.026 | 0.048 | 0.070 | 0.080 | 0.090 | 0.107 | 0.140 | 0.170 | 0.200 | 0.223 | 0.230 | 0.240 | 0.270 | 0.300 | 0.360 | |
| V | 0.038 | 0.069 | 0.100 | 0.115 | 0.130 | 0.153 | 0.200 | 0.250 | 0.280 | 0.310 | 0.320 | 0.340 | 0.400 | 0.440 | 0.510 | |
| W | 0.049 | 0.089 | 0.130 | 0.150 | 0.170 | 0.200 | 0.260 | 0.330 | 0.380 | 0.418 | 0.430 | 0.450 | | | | |
| X | 0.056 | 0.103 | 0.150 | 0.180 | 0.210 | 0.250 | 0.330 | 0.420 | 0.480 | 0.533 | 0.550 | 0.580 | | | | |
| Y | 0.068 | 0.124 | 0.180 | 0.220 | 0.260 | 0.317 | 0.430 | 0.550 | 0.700 | 0.700 | 0.700 | 0.740 | | | | |
| Z | 0.094 | 0.172 | 0.250 | 0.325 | 0.400 | 0.533 | 0.800 | 1.000 | 1.100 | 1.175 | 1.200 | 1.200 | | | | |
| | **mm/N ± 25%** | | | | | | | | | | | | | | | |

# R950

- Hydra Drill Head P
- Foret à tête interchangeable P
- Hydra Drill Bohrspitze P
- Broca con cabeza intercambiable Hydra P
- Hydra Drill wisselplaat P
- Broca com Cabeça Intermutável Hydra P

NEW
2009.02

## R950

Four (4) screws and one (1) screwdriver are included with a drill body / Lieferung Bohrkörper einschl. vier (4) Schrauben und ein (1) Schraubendreher / Levering wisselplaatboor incl. vier (4) schroeven en een (1) schroevedraaier / Quatre (4) vis et un (1) tournevis sont inclus avec le corps / Cuatro (4) tornillos y un (1) destornillador incluidos con cada cuerpo / Quatro (4) parafusos e uma (1) chave estão inclusos com o corpo da broca

■ 1.1 1.2 1.3 1.4 1.5
● 1.6

| $d_1$ Ø Inch | $d_1$ Ø mm | $l_2$ mm | e-Code |
|---|---|---|---|
| 15/32 | 11.91 | 9.1 | R95015/32 |
| | 12.00 | 9.1 | R95012.0 |
| 31/64 | 12.30 | 9.1 | R95031/64 |
| | 12.50 | 9.4 | R95012.5 |
| 1/2 | 12.70 | 9.4 | R9501/2 |
| | 13.00 | 9.7 | R95013.0 |
| 33/64 | 13.10 | 9.7 | R95033/64 |
| 17/32 | 13.49 | 9.7 | R95017/32 |
| | 13.50 | 10.3 | R95013.5 |
| 35/64 | 13.89 | 10.3 | R95035/64 |
| | 14.00 | 10.3 | R95014.0 |
| 9/16 | 14.29 | 10.3 | R9509/16 |
| | 14.50 | 10.3 | R95014.5 |
| 37/64 | 14.68 | 11.0 | R95037/64 |
| | 15.00 | 11.0 | R95015.0 |
| 19/32 | 15.08 | 11.0 | R95019/32 |
| 39/64 | 15.48 | 11.0 | R95039/64 |
| | 15.50 | 11.0 | R95015.5 |
| 5/8 | 15.87 | 11.6 | R9505/8 |
| | 16.00 | 11.6 | R95016.0 |
| 41/64 | 16.27 | 11.6 | R95041/64 |
| | 16.50 | 11.6 | R95016.5 |
| 21/32 | 16.67 | 12.2 | R95021/32 |
| | 17.00 | 12.2 | R95017.0 |
| 43/64 | 17.06 | 12.2 | R95043/64 |
| 11/16 | 17.46 | 12.2 | R95011/16 |
| | 17.50 | 12.2 | R95017.5 |
| 45/64 | 17.86 | 12.9 | R95045/64 |
| | 18.00 | 12.9 | R95018.0 |
| 23/32 | 18.26 | 12.9 | R95023/32 |
| | 18.50 | 12.9 | R95018.5 |
| 47/64 | 18.65 | 13.5 | R95047/64 |
| | 19.00 | 13.5 | R95019.0 |
| 3/4 | 19.05 | 13.5 | R9503/4 |
| 49/64 | 19.45 | 13.5 | R95049/64 |
| | 19.50 | 13.5 | R95019.5 |
| 25/32 | 19.84 | 14.1 | R95025/32 |
| | 20.00 | 14.1 | R95020.0 |
| 51/64 | 20.24 | 14.1 | R95051/64 |

| $d_1$ Ø Inch | $d_1$ Ø mm | $l_2$ mm | e-Code |
|---|---|---|---|
| | 20.50 | 14.1 | R95020.5 |
| 13/16 | 20.64 | 14.8 | R95013/16 |
| | 21.00 | 14.8 | R95021.0 |
| 53/64 | 21.03 | 14.8 | R95053/64 |
| 27/32 | 21.43 | 14.8 | R95027/32 |
| | 21.50 | 14.8 | R95021.5 |
| 55/64 | 21.83 | 15.0 | R95055/64 |
| | 22.00 | 15.0 | R95022.0 |
| 7/8 | 22.22 | 15.1 | R9507/8 |
| 57/64 | 22.62 | 15.1 | R95057/64 |
| | 23.00 | 15.1 | R95023.0 |
| 29/32 | 23.02 | 15.4 | R95029/32 |
| 59/64 | 23.42 | 15.4 | R95059/64 |
| 15/16 | 23.81 | 15.4 | R95015/16 |
| | 24.00 | 15.4 | R95024.0 |
| 61/64 | 24.21 | 15.8 | R95061/64 |
| 31/32 | 24.61 | 15.8 | R95031/32 |
| | 25.00 | 15.8 | R95025.0 |
| 63/64 | 25.00 | 16.4 | R95063/64 |
| 1“ | 27.40 | 16.4 | R9501 |
| 1.1/64 | 25.80 | 16.4 | R9501.1/64 |
| | 26.00 | 16.4 | R95026.0 |
| 1.1/32 | 26.19 | 17.1 | R9501.1/32 |
| 1.3/64 | 26.59 | 17.1 | R9501.3/64 |
| 1.1/16 | 26.99 | 17.1 | R9501.1/16 |
| | 27.00 | 17.1 | R95027.0 |
| 1.5/64 | 27.38 | 17.7 | R9501.5/64 |
| 1.3/32 | 27.78 | 17.7 | R9501.3/32 |
| | 28.00 | 17.7 | R95028.0 |
| 1.7/64 | 28.18 | 18.3 | R9501.7/64 |
| 1.1/8 | 28.57 | 18.3 | R9501.1/8 |
| 1.9/64 | 28.97 | 18.3 | R9501.9/64 |
| | 29.00 | 18.3 | R95029.0 |
| 1.5/32 | 29.37 | 19.0 | R9501.5/32 |
| 1.11/64 | 29.77 | 19.0 | R9501.11/64 |
| | 30.00 | 19.0 | R95030.0 |
| 1.3/16 | 30.16 | 19.0 | R9501.3/16 |
| | 30.50 | 19.0 | R95030.5 |

# R950 (H853; H855; H858) DORMER

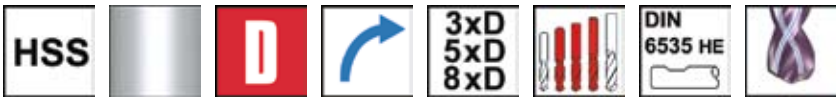

| R950 Hydra-P | H853 3xD body | l2 mm | l1 mm | l3 mm | d2 mm | l4 mm | H855 5xD body | l2 | l1 | l3 | d2 mm | l4 mm | H858 8xD body | l2 | l1 | l3 | d2 mm | l4 mm | H860 Screws | H861 Screwdriver |
|---|---|---|---|---|---|---|---|---|---|---|---|---|---|---|---|---|---|---|---|---|
| R95015/32<br>R95012.0<br>R95031/64 | H85312.0 | 9.1 | 116.3 | 107.2 | 16.0 | 48.0 | H85512.0 | 9.1 | 141.3 | 132.2 | 16.0 | 48.0 | H85812.0 | - | - | - | - | - | | |
| R95012.5<br>R9501/2 | H85312.5 | 9.4 | 116.7 | 107.3 | 16.0 | 48.0 | H85512.5 | 9.4 | 141.7 | 132.3 | 16.0 | 48.0 | H85812.5 | - | - | - | - | - | | |
| R95013.0<br>R95033/64<br>R95017/32 | H85313.0 | 9.7 | 122.1 | 112.4 | 16.0 | 48.0 | H85513.0 | 9.7 | 152.1 | 142.4 | 16.0 | 48.0 | H85813.0 | - | - | - | - | - | | |
| R95013.5<br>R95035/64<br>R95014.0<br>R9509/16<br>R95014.5 | H85314.0 | 10.3 | 129.3 | 119.0 | 16.0 | 48.0 | H85514.0 | 10.3 | 159.3 | 149.0 | 16.0 | 48.0 | H85814.0 | 10.3 | 204.3 | 194.0 | 16.0 | 48.0 | H860N1 | H861N1 |
| R95037/64<br>R95015.0<br>R95019/32<br>R95039/64<br>R95015.5 | H85315.0 | 11.0 | 140.2 | 129.2 | 20.0 | 50.0 | H85515.0 | 11.0 | 170.2 | 159.2 | 20.0 | 50.0 | H85815.0 | 11.0 | 215.2 | 204.2 | 20.0 | 50.0 | | |
| R9505/8<br>R95016.0<br>R95041/64<br>R95016.5 | H85316.0 | 11.6 | 146.0 | 134.4 | 20.0 | 50.0 | H85516.0 | 11.6 | 181.0 | 169.4 | 20.0 | 50.0 | H85816.0 | 11.6 | 226.0 | 214.4 | 20.0 | 50.0 | | |
| R95021/32<br>R95017.0<br>R95043/64<br>R95011/16<br>R95017.5 | H85317.0 | 12.2 | 151.8 | 139.6 | 20.0 | 50.0 | H85517.0 | 12.2 | 186.8 | 174.6 | 20.0 | 50.0 | H85817.0 | 12.2 | 236.8 | 224.6 | 20.0 | 50.0 | H860N2 | H861N2 |
| R95045/64<br>R95018.0<br>R95023/32<br>R95018.5 | H85318.0 | 12.9 | 157.7 | 144.8 | 20.0 | 50.0 | H85518.0 | 12.9 | 192.7 | 179.8 | 20.0 | 50.0 | H85818.0 | 12.9 | 242.7 | 229.8 | 20.0 | 50.0 | | |
| R95047/64<br>R95019.0<br>R9503/4<br>R95049/64<br>R95019.5 | H85319.0 | 13.5 | 173.6 | 160.1 | 25.0 | 56.0 | H85519.0 | 13.5 | 208.5 | 195.0 | 25.0 | 56.0 | H85819.0 | 13.5 | 268.5 | 255.0 | 25.0 | 56.0 | | |
| R95025/32<br>R95020.0<br>R95051/64<br>R95020.5 | H85320.0 | 14.1 | 174.2 | 160.1 | 25.0 | 56.0 | H85520.0 | 14.1 | 214.2 | 200.1 | 25.0 | 56.0 | H85820.0 | 14.1 | 279.2 | 265.1 | 25.0 | 56.0 | H860N3 | H861N3 |
| R95013/16<br>R95021.0<br>R95053/64<br>R95027/32<br>R95021.5 | H85321.0 | 14.8 | 175.1 | 160.3 | 25.0 | 56.0 | H85521.0 | 14.8 | 215.1 | 200.3 | 25.0 | 56.0 | H85821.0 | 14.8 | 285.1 | 270.3 | 25.0 | 56.0 | | |
| R95055/64<br>R95022.0<br>R9507/8<br>R95057/64 | H85322.0 | 15.1 | 180.2 | 165.1 | 25.0 | 56.0 | H85522.0 | 15.1 | 220.2 | 205.1 | 25.0 | 56.0 | H85822.0 | 15.1 | 290.2 | 275.1 | 25.0 | 56.0 | | |
| R95023.0<br>R95029/32<br>R95059/64 | H85323.0 | 15.4 | 180.2 | 164.8 | 25.0 | 56.0 | H85523.0 | 15.4 | 230.2 | 214.8 | 25.0 | 56.0 | H85823.0 | 15.4 | 300.2 | 284.8 | 25.0 | 56.0 | H860N4 | H861N4 |
| R95015/16<br>R95024.0<br>R95061/64<br>R95031/32 | H85324.0 | 15.8 | 190.4 | 174.6 | 32.0 | 60.0 | H85524.0 | 15.8 | 240.4 | 224.6 | 32.0 | 60.0 | H85824.0 | 15.8 | 315.4 | 299.6 | 32.0 | 60.0 | | |
| R95025.0<br>R95063/64<br>R9501<br>R9501.1/64 | H85325.0 | 16.4 | 191.0 | 174.6 | 32.0 | 60.0 | H85525.0 | 16.4 | 246.0 | 229.6 | 32.0 | 60.0 | H85825.0 | 16.4 | 321.0 | 304.6 | 32.0 | 60.0 | | |
| R95026.0<br>R9501.1/32<br>R9501.3/64 | H85326.0 | 17.1 | 196.8 | 179.7 | 32.0 | 60.0 | H85526.0 | 17.1 | 251.8 | 234.7 | 32.0 | 60.0 | H85826.0 | 17.1 | 331.8 | 314.7 | 32.0 | 60.0 | H860N5 | H861N5 |
| R9501.1/16<br>R95027.0<br>R9501.5/64<br>R9501.3/32 | H85327.0 | 17.7 | 197.4 | 179.7 | 32.0 | 60.0 | H85527.0 | 17.7 | 257.6 | 239.9 | 32.0 | 60.0 | H85827.0 | 17.7 | 342.6 | 324.9 | 32.0 | 60.0 | | |
| R95028.0<br>R9501.7/64<br>R9501.1/8 | H85328.0 | 18.3 | 203.4 | 185.1 | 32.0 | 60.0 | H85528.0 | 18.3 | 263.4 | 245.1 | 32.0 | 60.0 | H85828.0 | 18.3 | 348.4 | 330.1 | 32.0 | 60.0 | | |
| R9501.9/64<br>R95029.0<br>R9501.5/32<br>RR9501.11/64 | H85329.0 | 19.0 | 209.3 | 190.3 | 32.0 | 60.0 | H85529.0 | 19.0 | 269.3 | 250.3 | 32.0 | 60.0 | H85829.0 | 19.0 | 359.3 | 340.3 | 32.0 | 60.0 | H860N6 | H861N6 |
| R95030.0<br>R9501.3/16<br>R95030.5 | H85330.0 | 19.0 | 209.5 | 190.5 | 32.0 | 60.0 | H85530.0 | 19.0 | 279.5 | 260.5 | 32.0 | 60.0 | H85830.0 | 19.0 | 369.5 | 350.5 | 32.0 | 60.0 | | |

# R960

- Hydra Drill Head M
- Foret à tête interchangeable M
- Hydra Drill Bohrspitze M
- Broca con cabeza intercambiable Hydra M
- Hydra Drill wisselplaat M
- Broca com Cabeça Intermutável Hydra M

NEW
2009.02

## R960

Four (4) screws and one (1) screwdriver are included with a drill body / Lieferung Bohrkörper einschl. vier (4) Schrauben und ein (1) Schraubendreher / Levering wisselplaatboor incl. vier (4) schroeven en een (1) schroevedraaier / Quatre (4) vis et un (1) tournevis sont inclus avec le corps / Cuatro (4) tornillos y un (1) destornillador incluidos con cada cuerpo / Quatro (4) parafusos e uma (1) chave estão inclusos com o corpo da broca

■ 2.1 2.2 2.3 3.1 3.2 3.3 3.4

● 2.4 4.1 4.2 4.3 5.1 5.2 5.3

| $d_1$ Ø Inch | $d_1$ Ø mm | $l_2$ mm | e-Code |
|---|---|---|---|
| 15/32 | 11.91 | 9.1 | R96015/32 |
| | 12.00 | 9.1 | R96012.0 |
| 31/64 | 12.30 | 9.1 | R96031/64 |
| | 12.50 | 9.4 | R96012.5 |
| 1/2 | 12.70 | 9.4 | R9601/2 |
| | 13.00 | 9.7 | R96013.0 |
| 33/64 | 13.10 | 9.7 | R96033/64 |
| 17/32 | 13.49 | 9.7 | R96017/32 |
| | 13.50 | 10.3 | R96013.5 |
| 35/64 | 13.89 | 10.3 | R96035/64 |
| | 14.00 | 10.3 | R96014.0 |
| 9/16 | 14.29 | 10.3 | R9609/16 |
| | 14.50 | 10.3 | R96014.5 |
| 37/64 | 14.68 | 11.0 | R96037/64 |
| | 15.00 | 11.0 | R96015.0 |
| 19/32 | 15.08 | 11.0 | R96019/32 |
| 39/64 | 15.48 | 11.0 | R96039/64 |
| | 15.50 | 11.0 | R96015.5 |
| 5/8 | 15.87 | 11.6 | R9605/8 |
| | 16.00 | 11.6 | R96016.0 |
| 41/64 | 16.27 | 11.6 | R96041/64 |
| | 16.50 | 11.6 | R96016.5 |
| 21/32 | 16.67 | 12.2 | R96021/32 |
| | 17.00 | 12.2 | R96017.0 |
| 43/64 | 17.06 | 12.2 | R96043/64 |
| 11/16 | 17.46 | 12.2 | R96011/16 |
| | 17.50 | 12.2 | R96017.5 |
| 45/64 | 17.86 | 12.9 | R96045/64 |
| | 18.00 | 12.9 | R96018.0 |
| 23/32 | 18.26 | 12.9 | R96023/32 |
| | 18.50 | 12.9 | R96018.5 |
| 47/64 | 18.65 | 13.5 | R96047/64 |
| | 19.00 | 13.5 | R96019.0 |
| 3/4 | 19.05 | 13.5 | R9603/4 |
| 49/64 | 19.45 | 13.5 | R96049/64 |
| | 19.50 | 13.5 | R96019.5 |
| 25/32 | 19.84 | 14.1 | R96025/32 |
| | 20.00 | 14.1 | R96020.0 |
| 51/64 | 20.24 | 14.1 | R96051/64 |

| $d_1$ Ø Inch | $d_1$ Ø mm | $l_2$ mm | e-Code |
|---|---|---|---|
| | 20.50 | 14.1 | R96020.5 |
| | 21.00 | 14.8 | R96021.0 |
| 13/16 | 20.64 | 14.8 | R96013/16 |
| 53/64 | 21.03 | 14.8 | R96053/64 |
| 27/32 | 21.43 | 14.8 | R96027/32 |
| | 21.50 | 14.8 | R96021.5 |
| 55/64 | 21.83 | 15.0 | R96055/64 |
| | 22.00 | 15.0 | R96022.0 |
| 7/8 | 22.22 | 15.1 | R9607/8 |
| 57/64 | 22.62 | 15.1 | R96057/64 |
| | 23.00 | 15.1 | R96023.0 |
| 29/32 | 23.02 | 15.4 | R96029/32 |
| 59/64 | 23.42 | 15.4 | R96059/64 |
| 15/16 | 23.81 | 15.4 | R96015/16 |
| | 24.00 | 15.4 | R96024.0 |
| 61/64 | 24.21 | 15.8 | R96061/64 |
| 31/32 | 24.61 | 15.8 | R96031/32 |
| | 25.00 | 15.8 | R96025.0 |
| 63/64 | 25.00 | 16.4 | R96063/64 |
| 1“ | 25.40 | 16.4 | R9601 |
| 1.1/64 | 25.80 | 16.4 | R9601.1/64 |
| | 26.00 | 16.4 | R96026.0 |
| 1.1/32 | 26.19 | 17.1 | R9601.1/32 |
| 1.3/64 | 26.59 | 17.1 | R9601.3/64 |
| 1.1/16 | 26.99 | 17.1 | R9601.1/16 |
| | 27.00 | 17.1 | R96027.0 |
| 1.5/64 | 27.38 | 17.7 | R9601.5/64 |
| 1.3/32 | 27.78 | 17.7 | R9601.3/32 |
| | 28.00 | 17.7 | R96028.0 |
| 1.7/64 | 28.18 | 18.3 | R9601.7/64 |
| 1.1/8 | 28.57 | 18.3 | R9601.1/8 |
| 1.9/64 | 28.97 | 18.3 | R9601.9/64 |
| | 29.00 | 18.3 | R96029.0 |
| 1.5/32 | 29.37 | 19.0 | R9601.5/32 |
| 1.11/64 | 29.77 | 19.0 | R9601.11/64 |
| | 30.00 | 19.0 | R96030.0 |
| 1.3/16 | 30.16 | 19.0 | R9601.3/16 |
| | 30.50 | 19.0 | R96030.5 |

# R960 (H853; H855; H858) DORMER

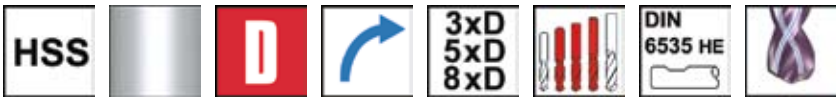

| R950 Hydra-P | H853 3xD body | l2 mm | l1 mm | l3 mm | d2 mm | l4 mm | H855 5xD body | l2 | l1 | l3 | d2 mm | l4 mm | H858 8xD body | l2 | l1 | l3 | d2 mm | l4 mm | H860 Screws | H861 Screwdriver |
|---|---|---|---|---|---|---|---|---|---|---|---|---|---|---|---|---|---|---|---|---|
| R95015/32<br>R95012.0<br>R95031/64 | H85312.0 | 9.1 | 116.3 | 107.2 | 16.0 | 48.0 | H85512.0 | 9.1 | 141.3 | 132.2 | 16.0 | 48.0 | H85812.0 | - | - | - | - | - | | |
| R95012.5<br>R9501/2 | H85312.5 | 9.4 | 116.7 | 107.3 | 16.0 | 48.0 | H85512.5 | 9.4 | 141.7 | 132.3 | 16.0 | 48.0 | H85812.5 | - | - | - | - | - | | |
| R95013.0<br>R95033/64<br>R95017/32 | H85313.0 | 9.7 | 122.1 | 112.4 | 16.0 | 48.0 | H85513.0 | 9.7 | 152.1 | 142.4 | 16.0 | 48.0 | H85813.0 | - | - | - | - | - | | |
| R95013.5<br>R95035/64<br>R95014.0<br>R9509/16<br>R95014.5 | H85314.0 | 10.3 | 129.3 | 119.0 | 16.0 | 48.0 | H85514.0 | 10.3 | 159.3 | 149.0 | 16.0 | 48.0 | H85814.0 | 10.3 | 204.3 | 194.0 | 16.0 | 48.0 | H860N1 | H861N1 |
| R95037/64<br>R95015.0<br>R95019/32<br>R95039/64<br>R95015.5 | H85315.0 | 11.0 | 140.2 | 129.2 | 20.0 | 50.0 | H85515.0 | 11.0 | 170.2 | 159.2 | 20.0 | 50.0 | H85815.0 | 11.0 | 215.2 | 204.2 | 20.0 | 50.0 | | |
| R9505/8<br>R95016.0<br>R95041/64<br>R95016.5 | H85316.0 | 11.6 | 146.0 | 134.4 | 20.0 | 50.0 | H85516.0 | 11.6 | 181.0 | 169.4 | 20.0 | 50.0 | H85816.0 | 11.6 | 226.0 | 214.4 | 20.0 | 50.0 | | |
| R95021/32<br>R95017.0<br>R95043/64<br>R95011/16<br>R95017.5 | H85317.0 | 12.2 | 151.8 | 139.6 | 20.0 | 50.0 | H85517.0 | 12.2 | 186.8 | 174.6 | 20.0 | 50.0 | H85817.0 | 12.2 | 236.8 | 224.6 | 20.0 | 50.0 | H860N2 | H861N2 |
| R95045/64<br>R95018.0<br>R95023/32<br>R95018.5 | H85318.0 | 12.9 | 157.7 | 144.8 | 20.0 | 50.0 | H85518.0 | 12.9 | 192.7 | 179.8 | 20.0 | 50.0 | H85818.0 | 12.9 | 242.7 | 229.8 | 20.0 | 50.0 | | |
| R95047/64<br>R95019.0<br>R9503/4<br>R95049/64<br>R95019.5 | H85319.0 | 13.5 | 173.6 | 160.1 | 25.0 | 56.0 | H85519.0 | 13.5 | 208.5 | 195.0 | 25.0 | 56.0 | H85819.0 | 13.5 | 268.5 | 255.0 | 25.0 | 56.0 | | |
| R95025/32<br>R95020.0<br>R95051/64<br>R95020.5 | H85320.0 | 14.1 | 174.2 | 160.1 | 25.0 | 56.0 | H85520.0 | 14.1 | 214.2 | 200.1 | 25.0 | 56.0 | H85820.0 | 14.1 | 279.2 | 265.1 | 25.0 | 56.0 | H860N3 | H861N3 |
| R95013/16<br>R95021.0<br>R95053/64<br>R95027/32<br>R95021.5 | H85321.0 | 14.8 | 175.1 | 160.3 | 25.0 | 56.0 | H85521.0 | 14.8 | 215.1 | 200.3 | 25.0 | 56.0 | H85821.0 | 14.8 | 285.1 | 270.3 | 25.0 | 56.0 | | |
| R95055/64<br>R95022.0<br>R9507/8<br>R95057/64 | H85322.0 | 15.1 | 180.2 | 165.1 | 25.0 | 56.0 | H85522.0 | 15.1 | 220.2 | 205.1 | 25.0 | 56.0 | H85822.0 | 15.1 | 290.2 | 275.1 | 25.0 | 56.0 | | |
| R95023.0<br>R95029/32<br>R95059/64 | H85323.0 | 15.4 | 180.2 | 164.8 | 25.0 | 56.0 | H85523.0 | 15.4 | 230.2 | 214.8 | 25.0 | 56.0 | H85823.0 | 15.4 | 300.2 | 284.8 | 25.0 | 56.0 | H860N4 | H861N4 |
| R95015/16<br>R95024.0<br>R95061/64<br>R95031/32 | H85324.0 | 15.8 | 190.4 | 174.6 | 32.0 | 60.0 | H85524.0 | 15.8 | 240.4 | 224.6 | 32.0 | 60.0 | H85824.0 | 15.8 | 315.4 | 299.6 | 32.0 | 60.0 | | |
| R95025.0<br>R95063/64<br>R9501<br>R9501.1/64 | H85325.0 | 16.4 | 191.0 | 174.6 | 32.0 | 60.0 | H85525.0 | 16.4 | 246.0 | 229.6 | 32.0 | 60.0 | H85825.0 | 16.4 | 321.0 | 304.6 | 32.0 | 60.0 | | |
| R95026.0<br>R9501.1/32<br>R9501.3/64 | H85326.0 | 17.1 | 196.8 | 179.7 | 32.0 | 60.0 | H85526.0 | 17.1 | 251.8 | 234.7 | 32.0 | 60.0 | H85826.0 | 17.1 | 331.8 | 314.7 | 32.0 | 60.0 | H860N5 | H861N5 |
| R9501.1/16<br>R95027.0<br>R9501.5/64<br>R9501.3/32 | H85327.0 | 17.7 | 197.4 | 179.7 | 32.0 | 60.0 | H85527.0 | 17.7 | 257.6 | 239.9 | 32.0 | 60.0 | H85827.0 | 17.7 | 342.6 | 324.9 | 32.0 | 60.0 | | |
| R95028.0<br>R9501.7/64<br>R9501.1/8 | H85328.0 | 18.3 | 203.4 | 185.1 | 32.0 | 60.0 | H85528.0 | 18.3 | 263.4 | 245.1 | 32.0 | 60.0 | H85828.0 | 18.3 | 348.4 | 330.1 | 32.0 | 60.0 | | |
| R9501.9/64<br>R95029.0<br>R9501.5/32<br>RR9501.11/64 | H85329.0 | 19.0 | 209.3 | 190.3 | 32.0 | 60.0 | H85529.0 | 19.0 | 269.3 | 250.3 | 32.0 | 60.0 | H85829.0 | 19.0 | 359.3 | 340.3 | 32.0 | 60.0 | H860N6 | H861N6 |
| R95030.0<br>R9501.3/16<br>R95030.5 | H85330.0 | 19.0 | 209.5 | 190.5 | 32.0 | 60.0 | H85530.0 | 19.0 | 279.5 | 260.5 | 32.0 | 60.0 | H85830.0 | 19.0 | 369.5 | 350.5 | 32.0 | 60.0 | | |

# R122

- Spotting Drill
- NC-Anbohrer
- NC-centerboor
- Forets de dessoudage
- Broca para centrados
- Broca Extra Curta




## R122

Four Facet Point upto 10,0mm / 4-Flächenanschliff bis 10mm / Viervlaks punt tot 10,0 mm / Pointe à 4 facettes jusqu'au Ø 10,0 mm / Punta de cuatro caras hasta 10,0mm / Ponta de 4 planos até 10.0mm

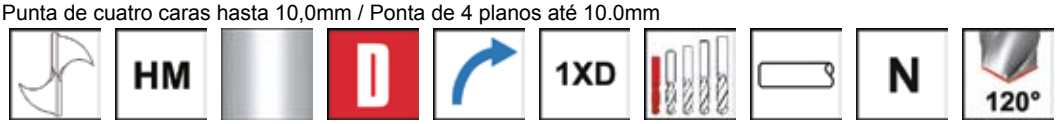


■ 1.1 1.2 1.3 1.4 1.5 1.6 1.7 1.8 2.1 2.2 3.1 3.2 3.3 3.4 4.1 4.2 4.3 5.1 5.2 5.3 6.1 6.2 6.3 6.4 7.1 7.2 7.3 7.4 8.1 8.2

| $d_1$ Ø$h_6$ mm | $d_1$ decimal Inch | $l_2$ mm | $l_1$ mm | e-Code |
|---|---|---|---|---|
| **5.00** | 0.1969 | 16 | 62 | **R1225.0** |
| **6.00** | 0.2362 | 17 | 66 | **R1226.0** |
| **8.00** | 0.3150 | 22 | 79 | **R1228.0** |
| **10.00** | 0.3937 | 26 | 89 | **R12210.0** |

| $d_1$ Ø$h_6$ mm | $d_1$ decimal Inch | $l_2$ mm | $l_1$ mm | e-Code |
|---|---|---|---|---|
| **12.00** | 0.4724 | 30 | 102 | **R12212.0** |
| **16.00** | 0.6299 | 34 | 115 | **R12216.0** |
| **20.00** | 0.7874 | 40 | 131 | **R12220.0** |

# R123

- Spotting Drill
- NC-Anbohrer
- NC-centerboor
- Forets de dessoudage
- Broca para centrados
- Broca Extra Curta






## R123

Four Facet Point upto 10,0mm / 4-Flächenanschliff bis 10mm / Viervlaks punt tot 10,0 mm / Pointe à 4 facettes jusqu'au Ø 10,0 mm / Punta de cuatro caras hasta 10,0mm / Ponta de 4 planos até 10.0mm

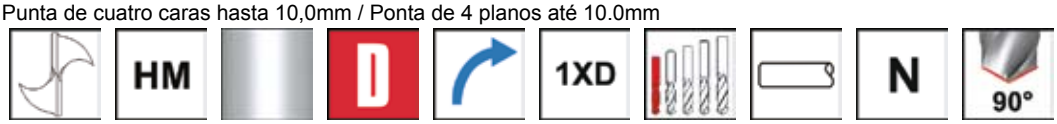


■ 1.1 1.2 1.3 1.4 1.5 1.6 1.7 1.8 2.1 2.2 3.1 3.2 3.3 3.4 4.1 4.2 4.3 5.1 5.2 5.3 6.1 6.2 6.3 6.4 7.1 7.2 7.3 7.4 8.1 8.2

| $d_1$ Ø$h_6$ mm | $d_1$ decimal Inch | $l_2$ mm | $l_1$ mm | e-Code |
|---|---|---|---|---|
| **5.00** | 0.1969 | 16 | 62 | **R1235.0** |
| **6.00** | 0.2362 | 17 | 66 | **R1236.0** |
| **8.00** | 0.3150 | 22 | 79 | **R1238.0** |
| **10.00** | 0.3937 | 26 | 89 | **R12310.0** |
| **12.00** | 0.4724 | 30 | 102 | **R12312.0** |
| **16.00** | 0.6299 | 34 | 115 | **R12316.0** |
| **20.00** | 0.7874 | 40 | 131 | **R12320.0** |

# R120

- Stub Drill
- Spiralbohrer, kurz
- Extra korte boor
- Foret extra-court
- Broca extra corta
- Broca Extra Curta




## R120

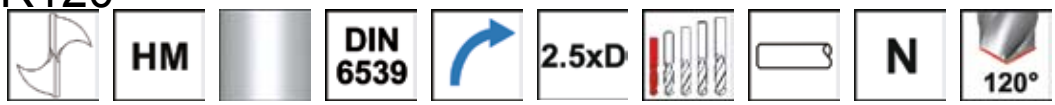


■ 4.1 5.1 6.1 7.1 8.1 8.2

● 1.1 1.2 1.3 1.4 1.5 1.6 1.7 1.8 3.1 3.2 3.3 3.4 4.2 4.3 5.2 5.3 6.2 6.3 6.4 7.2 7.3 7.4

| $d_1$ Ø$h_7$ mm | $d_1$ decimal Inch | $l_2$ mm | $l_1$ mm | e-Code |
|---|---|---|---|---|
| **1.00** | 0.0394 | 6 | 26 | **R1201.0** |
| **1.10** | 0.0433 | 7 | 28 | **R1201.1** |
| **1.20** | 0.0472 | 8 | 30 | **R1201.2** |
| **1.30** | 0.0512 | 8 | 30 | **R1201.3** |
| **1.40** | 0.0551 | 9 | 32 | **R1201.4** |
| **1.50** | 0.0591 | 9 | 32 | **R1201.5** |
| **1.60** | 0.0630 | 10 | 34 | **R1201.6** |
| **1.70** | 0.0669 | 10 | 34 | **R1201.7** |
| **1.80** | 0.0709 | 11 | 36 | **R1201.8** |
| **1.90** | 0.0748 | 11 | 36 | **R1201.9** |
| **2.00** | 0.0787 | 12 | 38 | **R1202.0** |
| **2.10** | 0.0827 | 12 | 38 | **R1202.1** |
| **2.20** | 0.0866 | 13 | 40 | **R1202.2** |
| **2.30** | 0.0906 | 13 | 40 | **R1202.3** |
| **2.40** | 0.0945 | 14 | 43 | **R1202.4** |
| **2.50** | 0.0984 | 14 | 43 | **R1202.5** |
| **2.60** | 0.1024 | 14 | 43 | **R1202.6** |
| **2.70** | 0.1063 | 16 | 46 | **R1202.7** |
| **2.80** | 0.1102 | 16 | 46 | **R1202.8** |
| **2.90** | 0.1142 | 16 | 46 | **R1202.9** |
| **3.00** | 0.1181 | 16 | 46 | **R1203.0** |
| **3.10** | 0.1220 | 18 | 49 | **R1203.1** |
| **3.20** | 0.1260 | 18 | 49 | **R1203.2** |
| **3.30** | 0.1299 | 18 | 49 | **R1203.3** |
| **3.40** | 0.1339 | 20 | 52 | **R1203.4** |
| **3.50** | 0.1378 | 20 | 52 | **R1203.5** |
| **3.60** | 0.1417 | 20 | 52 | **R1203.6** |
| **3.70** | 0.1457 | 20 | 52 | **R1203.7** |
| **3.80** | 0.1496 | 22 | 55 | **R1203.8** |
| **3.90** | 0.1535 | 22 | 55 | **R1203.9** |
| **4.00** | 0.1575 | 22 | 55 | **R1204.0** |
| **4.10** | 0.1614 | 22 | 55 | **R1204.1** |
| **4.20** | 0.1654 | 22 | 55 | **R1204.2** |
| **4.30** | 0.1693 | 24 | 58 | **R1204.3** |
| **4.40** | 0.1732 | 24 | 58 | **R1204.4** |
| **4.50** | 0.1772 | 24 | 58 | **R1204.5** |
| **4.60** | 0.1811 | 24 | 58 | **R1204.6** |
| **4.70** | 0.1850 | 24 | 58 | **R1204.7** |
| **4.80** | 0.1890 | 26 | 62 | **R1204.8** |
| **4.90** | 0.1929 | 26 | 62 | **R1204.9** |
| **5.00** | 0.1969 | 26 | 62 | **R1205.0** |
| **5.10** | 0.2008 | 26 | 62 | **R1205.1** |
| **5.20** | 0.2047 | 26 | 62 | **R1205.2** |
| **5.30** | 0.2087 | 26 | 62 | **R1205.3** |
| **5.40** | 0.2126 | 28 | 66 | **R1205.4** |
| **5.50** | 0.2165 | 28 | 66 | **R1205.5** |
| **5.60** | 0.2205 | 28 | 66 | **R1205.6** |
| **5.70** | 0.2244 | 28 | 66 | **R1205.7** |

| $d_1$ Ø$h_7$ mm | $d_1$ decimal Inch | $l_2$ mm | $l_1$ mm | e-Code |
|---|---|---|---|---|
| **5.80** | 0.2283 | 28 | 66 | **R1205.8** |
| **5.90** | 0.2323 | 28 | 66 | **R1205.9** |
| **6.00** | 0.2362 | 28 | 66 | **R1206.0** |
| **6.10** | 0.2402 | 31 | 70 | **R1206.1** |
| **6.20** | 0.2441 | 31 | 70 | **R1206.2** |
| **6.30** | 0.2480 | 31 | 70 | **R1206.3** |
| **6.40** | 0.2520 | 31 | 70 | **R1206.4** |
| **6.50** | 0.2559 | 31 | 70 | **R1206.5** |
| **6.60** | 0.2598 | 31 | 70 | **R1206.6** |
| **6.70** | 0.2638 | 31 | 70 | **R1206.7** |
| **6.80** | 0.2677 | 34 | 74 | **R1206.8** |
| **6.90** | 0.2717 | 34 | 74 | **R1206.9** |
| **7.00** | 0.2756 | 34 | 74 | **R1207.0** |
| **7.10** | 0.2795 | 34 | 74 | **R1207.1** |
| **7.20** | 0.2835 | 34 | 74 | **R1207.2** |
| **7.30** | 0.2874 | 34 | 74 | **R1207.3** |
| **7.40** | 0.2913 | 34 | 74 | **R1207.4** |
| **7.50** | 0.2953 | 34 | 74 | **R1207.5** |
| **7.60** | 0.2992 | 37 | 79 | **R1207.6** |
| **7.70** | 0.3031 | 37 | 79 | **R1207.7** |
| **7.80** | 0.3071 | 37 | 79 | **R1207.8** |
| **7.90** | 0.3110 | 37 | 79 | **R1207.9** |
| **8.00** | 0.3150 | 37 | 79 | **R1208.0** |
| **8.10** | 0.3189 | 37 | 79 | **R1208.1** |
| **8.20** | 0.3228 | 37 | 79 | **R1208.2** |
| **8.30** | 0.3268 | 37 | 79 | **R1208.3** |
| **8.40** | 0.3307 | 37 | 79 | **R1208.4** |
| **8.50** | 0.3346 | 37 | 79 | **R1208.5** |
| **8.60** | 0.3386 | 40 | 84 | **R1208.6** |
| **8.70** | 0.3425 | 40 | 84 | **R1208.7** |
| **8.80** | 0.3465 | 40 | 84 | **R1208.8** |
| **8.90** | 0.3504 | 40 | 84 | **R1208.9** |
| **9.00** | 0.3543 | 40 | 84 | **R1209.0** |
| **9.10** | 0.3583 | 40 | 84 | **R1209.1** |
| **9.20** | 0.3622 | 40 | 84 | **R1209.2** |
| **9.30** | 0.3661 | 40 | 84 | **R1209.3** |
| **9.40** | 0.3701 | 40 | 84 | **R1209.4** |
| **9.50** | 0.3740 | 40 | 84 | **R1209.5** |
| **9.60** | 0.3780 | 43 | 89 | **R1209.6** |
| **9.70** | 0.3819 | 43 | 89 | **R1209.7** |
| **9.80** | 0.3858 | 43 | 89 | **R1209.8** |
| **9.90** | 0.3898 | 43 | 89 | **R1209.9** |
| **10.00** | 0.3937 | 43 | 89 | **R12010.0** |
| **10.20** | 0.4016 | 43 | 89 | **R12010.2** |
| **10.50** | 0.4134 | 43 | 89 | **R12010.5** |
| **11.00** | 0.4331 | 47 | 95 | **R12011.0** |
| **11.50** | 0.4528 | 47 | 95 | **R12011.5** |
| **12.00** | 0.4724 | 51 | 102 | **R12012.0** |

# R320

- 3 Flute Stub Drill
- 3-nutiger Bohrsenker
- Spiraalboren, 3-snijder
- Foret extra-court
- Broca extra-corta Tres cortes
- Broca 3 Nav. Extra Curta




## R320

O/L to DIN 6539 / Gesamtlänge nach DIN 6539 / Totale lengte vlgs. DIN 6539 / longueur totale selon DIN 6539 / Longitud total según DIN 6539 / C/T segundo DIN 6539

■ 1.3 1.4 1.5 1.6 1.7 1.8 6.4 7.3 7.4 8.3

● 3.1 3.2 3.3 3.4 4.1 4.2 4.3 5.2 5.3 7.2

| $d_1$ Øh7 mm | $d_1$ decimal Inch | $l_2$ mm | $l_1$ mm | e-Code |
|---|---|---|---|---|
| **3.00** | 0.1181 | 22 | 46 | **R3203.0** |
| **3.20** | 0.1260 | 24 | 49 | **R3203.2** |
| **3.50** | 0.1378 | 27 | 52 | **R3203.5** |
| **3.80** | 0.1496 | 30 | 55 | **R3203.8** |
| **4.00** | 0.1575 | 30 | 55 | **R3204.0** |
| **4.20** | 0.1654 | 30 | 55 | **R3204.2** |
| **4.50** | 0.1772 | 32 | 58 | **R3204.5** |
| **4.80** | 0.1890 | 35 | 62 | **R3204.8** |
| **5.00** | 0.1969 | 35 | 62 | **R3205.0** |
| **5.20** | 0.2047 | 35 | 62 | **R3205.2** |
| **5.50** | 0.2165 | 39 | 66 | **R3205.5** |
| **5.80** | 0.2283 | 39 | 66 | **R3205.8** |
| **6.00** | 0.2362 | 39 | 66 | **R3206.0** |
| **6.50** | 0.2559 | 42 | 70 | **R3206.5** |
| **6.80** | 0.2677 | 45 | 74 | **R3206.8** |
| **7.00** | 0.2756 | 45 | 74 | **R3207.0** |
| **7.50** | 0.2953 | 45 | 74 | **R3207.5** |
| **7.80** | 0.3071 | 48 | 79 | **R3207.8** |
| **8.00** | 0.3150 | 48 | 79 | **R3208.0** |
| **8.50** | 0.3346 | 48 | 79 | **R3208.5** |
| **8.80** | 0.3465 | 52 | 84 | **R3208.8** |
| **9.00** | 0.3543 | 52 | 84 | **R3209.0** |

| $d_1$ Øh7 mm | $d_1$ decimal Inch | $l_2$ mm | $l_1$ mm | e-Code |
|---|---|---|---|---|
| **9.50** | 0.3740 | 52 | 84 | **R3209.5** |
| **9.80** | 0.3858 | 55 | 89 | **R3209.8** |
| **10.00** | 0.3937 | 55 | 89 | **R32010.0** |
| **10.20** | 0.4016 | 55 | 89 | **R32010.2** |
| **10.50** | 0.4134 | 55 | 89 | **R32010.5** |
| **10.80** | 0.4252 | 60 | 95 | **R32010.8** |
| **11.00** | 0.4331 | 60 | 95 | **R32011.0** |
| **11.50** | 0.4528 | 60 | 95 | **R32011.5** |
| **11.80** | 0.4646 | 60 | 95 | **R32011.8** |
| **12.00** | 0.4724 | 65 | 102 | **R32012.0** |
| **12.50** | 0.4921 | 65 | 102 | **R32012.5** |
| **13.00** | 0.5118 | 65 | 102 | **R32013.0** |
| **13.50** | 0.5315 | 66 | 107 | **R32013.5** |
| **13.80** | 0.5433 | 66 | 107 | **R32013.8** |
| **14.00** | 0.5512 | 66 | 107 | **R32014.0** |
| **14.50** | 0.5709 | 70 | 111 | **R32014.5** |
| **14.80** | 0.5827 | 70 | 111 | **R32014.8** |
| **15.00** | 0.5906 | 70 | 111 | **R32015.0** |
| **15.50** | 0.6102 | 73 | 115 | **R32015.5** |
| **15.80** | 0.6220 | 73 | 115 | **R32015.8** |
| **16.00** | 0.6299 | 73 | 115 | **R32016.0** |

# R325

- 3 Flute Stub Drill - 0º Rake Angle
- Foret extra-court 3 lèvres - Angle de coupe à 0°
- 3-nutiger Bohrsenker 0 Grad Spanwinkel
- Broca extra-corta Tres cortes, ángulo de salida 0º
- Spiraalboren, 3-snijder, 0°. Spaanhoek
- Broca 3 Nav. Extra Curta - Ângulo de Saída 0º

## R325

O/L to DIN 6539 / Gesamtlänge nach DIN 6539 / Totale lengte vlgs. DIN 6539 / longueur totale selon DIN 6539 / Longitud total según DIN 6539 / C/T segundo DIN 6539

■ 3.1 3.2 3.3 3.4 6.4 7.4

● 6.2 6.3

| $d_1$ Øh7 mm | $d_1$ decimal Inch | $l_2$ mm | $l_1$ mm | e-Code |
|---|---|---|---|---|
| **3.00** | 0.1181 | 22 | 46 | **R3253.0** |
| **3.20** | 0.1260 | 24 | 49 | **R3253.2** |
| **3.50** | 0.1378 | 27 | 52 | **R3253.5** |
| **3.80** | 0.1496 | 30 | 55 | **R3253.8** |
| **4.00** | 0.1575 | 30 | 55 | **R3254.0** |
| **4.20** | 0.1654 | 30 | 55 | **R3254.2** |
| **4.50** | 0.1772 | 32 | 58 | **R3254.5** |
| **4.80** | 0.1890 | 35 | 62 | **R3254.8** |
| **5.00** | 0.1969 | 35 | 62 | **R3255.0** |
| **5.20** | 0.2047 | 35 | 62 | **R3255.2** |
| **5.50** | 0.2165 | 39 | 66 | **R3255.5** |
| **5.80** | 0.2283 | 39 | 66 | **R3255.8** |
| **6.00** | 0.2362 | 39 | 66 | **R3256.0** |
| **6.50** | 0.2559 | 42 | 70 | **R3256.5** |
| **6.80** | 0.2677 | 45 | 74 | **R3256.8** |
| **7.00** | 0.2756 | 45 | 74 | **R3257.0** |
| **7.50** | 0.2953 | 45 | 74 | **R3257.5** |
| **7.80** | 0.3071 | 48 | 79 | **R3257.8** |
| **8.00** | 0.3150 | 48 | 79 | **R3258.0** |
| **8.50** | 0.3346 | 48 | 79 | **R3258.5** |
| **8.80** | 0.3465 | 52 | 84 | **R3258.8** |
| **9.00** | 0.3543 | 52 | 84 | **R3259.0** |

| $d_1$ Øh7 mm | $d_1$ decimal Inch | $l_2$ mm | $l_1$ mm | e-Code |
|---|---|---|---|---|
| **9.50** | 0.3740 | 52 | 84 | **R3259.5** |
| **9.80** | 0.3858 | 55 | 89 | **R3259.8** |
| **10.00** | 0.3937 | 55 | 89 | **R32510.0** |
| **10.20** | 0.4016 | 55 | 89 | **R32510.2** |
| **10.50** | 0.4134 | 55 | 89 | **R32510.5** |
| **10.80** | 0.4252 | 60 | 95 | **R32510.8** |
| **11.00** | 0.4331 | 60 | 95 | **R32511.0** |
| **11.50** | 0.4528 | 60 | 95 | **R32511.5** |
| **11.80** | 0.4646 | 60 | 95 | **R32511.8** |
| **12.00** | 0.4724 | 65 | 102 | **R32512.0** |
| **12.50** | 0.4921 | 65 | 102 | **R32512.5** |
| **13.00** | 0.5118 | 65 | 102 | **R32513.0** |
| **13.50** | 0.5315 | 66 | 107 | **R32513.5** |
| **13.80** | 0.5433 | 66 | 107 | **R32513.8** |
| **14.00** | 0.5512 | 66 | 107 | **R32514.0** |
| **14.50** | 0.5709 | 70 | 111 | **R32514.5** |
| **14.80** | 0.5827 | 70 | 111 | **R32514.8** |
| **15.00** | 0.5906 | 70 | 111 | **R32515.0** |
| **15.50** | 0.6102 | 73 | 115 | **R32515.5** |
| **15.80** | 0.6220 | 73 | 115 | **R32515.8** |
| **16.00** | 0.6299 | 73 | 115 | **R32516.0** |

# R330

- 3 Flute Stub Drill - 15º Rake Angle
- Foret extra-court 3 lèvres - Angle de coupe à 15°
- 3-nutiger Bohrsenker 15 Grad Spanwinkel
- Broca extra-corta Tres cortes, ángulo de salida 15º
- Spiraalboren, 3-snijder, 15°. Spaanhoek
- Broca 3 Nav. Extra Curta - Ângulo de Saída 15º






## R330

O/L to DIN 6539 / Gesamtlänge nach DIN 6539 / Totale lengte vlgs. DIN 6539 / longueur totale selon DIN 6539 / Longitud total según DIN 6539 / C/T segundo DIN 6539

■ 6.1 6.2 6.3 6.4 7.1 7.2 7.3

| $d_1$ Øh7 mm | $d_1$ decimal Inch | $l_2$ mm | $l_1$ mm | e-Code |
|---|---|---|---|---|
| **3.00** | 0.1181 | 22 | 46 | **R3303.0** |
| **3.20** | 0.1260 | 24 | 49 | **R3303.2** |
| **3.50** | 0.1378 | 27 | 52 | **R3303.5** |
| **3.80** | 0.1496 | 30 | 55 | **R3303.8** |
| **4.00** | 0.1575 | 30 | 55 | **R3304.0** |
| **4.20** | 0.1654 | 30 | 55 | **R3304.2** |
| **4.50** | 0.1772 | 32 | 58 | **R3304.5** |
| **4.80** | 0.1890 | 35 | 62 | **R3304.8** |
| **5.00** | 0.1969 | 35 | 62 | **R3305.0** |
| **5.20** | 0.2047 | 35 | 62 | **R3305.2** |
| **5.50** | 0.2165 | 39 | 66 | **R3305.5** |
| **5.80** | 0.2283 | 39 | 66 | **R3305.8** |
| **6.00** | 0.2362 | 39 | 66 | **R3306.0** |
| **6.50** | 0.2559 | 42 | 70 | **R3306.5** |
| **6.80** | 0.2677 | 45 | 74 | **R3306.8** |
| **7.00** | 0.2756 | 45 | 74 | **R3307.0** |
| **7.50** | 0.2953 | 45 | 74 | **R3307.5** |
| **7.80** | 0.3071 | 48 | 79 | **R3307.8** |
| **8.00** | 0.3150 | 48 | 79 | **R3308.0** |
| **8.50** | 0.3346 | 48 | 79 | **R3308.5** |
| **8.80** | 0.3465 | 52 | 84 | **R3308.8** |
| **9.00** | 0.3543 | 52 | 84 | **R3309.0** |

| $d_1$ Øh7 mm | $d_1$ decimal Inch | $l_2$ mm | $l_1$ mm | e-Code |
|---|---|---|---|---|
| **9.50** | 0.3740 | 52 | 84 | **R3309.5** |
| **9.80** | 0.3858 | 55 | 89 | **R3309.8** |
| **10.00** | 0.3937 | 55 | 89 | **R33010.0** |
| **10.20** | 0.4016 | 55 | 89 | **R33010.2** |
| **10.50** | 0.4134 | 55 | 89 | **R33010.5** |
| **10.80** | 0.4252 | 60 | 95 | **R33010.8** |
| **11.00** | 0.4331 | 60 | 95 | **R33011.0** |
| **11.50** | 0.4528 | 60 | 95 | **R33011.5** |
| **11.80** | 0.4646 | 60 | 95 | **R33011.8** |
| **12.00** | 0.4724 | 65 | 102 | **R33012.0** |
| **12.50** | 0.4921 | 65 | 102 | **R33012.5** |
| **13.00** | 0.5118 | 65 | 102 | **R33013.0** |
| **13.50** | 0.5315 | 66 | 107 | **R33013.5** |
| **13.80** | 0.5433 | 66 | 107 | **R33013.8** |
| **14.00** | 0.5512 | 66 | 107 | **R33014.0** |
| **14.50** | 0.5709 | 70 | 111 | **R33014.5** |
| **14.80** | 0.5827 | 70 | 111 | **R33014.8** |
| **15.00** | 0.5906 | 70 | 111 | **R33015.0** |
| **15.50** | 0.6102 | 73 | 115 | **R33015.5** |
| **15.80** | 0.6220 | 73 | 115 | **R33015.8** |
| **16.00** | 0.6299 | 73 | 115 | **R33016.0** |

# R022

- Stub Drill
- Spiralbohrer, kurz
- Extra korte boor
- Foret extra-court
- Broca extra corta
- Broca Extra Curta




## R022

Flute Lengths to Dormer Standard / Nutlänge nach Werksnorm / Spiraallengte vlgs. Dormer standaard / Longueur de goujure selon la norme usine / Longitudes de estria según el standard Dormer / Comprimentos de Navalha Norma Dormer

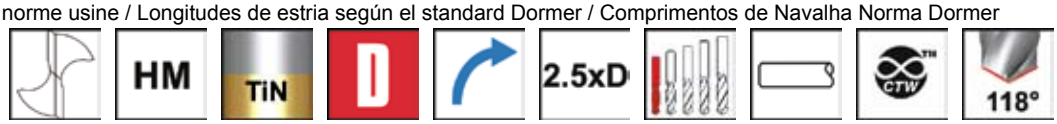


■ 1.1 1.2 1.3 1.4 1.5 1.6 1.7 1.8 3.1 3.2 3.3 3.4

● 6.2 6.3 7.1 7.2 7.3 7.4 8.1 8.2

| $d_1$ Ø$h_7$ Inch | $d_1$ Ø$h_7$ mm | $d_1$ decimal Inch | $l_2$ mm | $l_1$ mm | e-Code |
|---|---|---|---|---|---|
| | 3.00 | 0.1181 | 16 | 46 | **R0223.0** |
| | 3.10 | 0.1220 | 18 | 49 | **R0223.1** |
| **1/8** | 3.18 | 0.1252 | 18 | 49 | **R0221/8** |
| | 3.20 | 0.1260 | 18 | 49 | **R0223.2** |
| | 3.30 | 0.1299 | 18 | 49 | **R0223.3** |
| | 3.40 | 0.1339 | 20 | 52 | **R0223.4** |
| | 3.50 | 0.1378 | 20 | 52 | **R0223.5** |
| | 3.60 | 0.1417 | 20 | 52 | **R0223.6** |
| | 3.70 | 0.1457 | 20 | 52 | **R0223.7** |
| | 3.80 | 0.1496 | 22 | 55 | **R0223.8** |
| | 3.90 | 0.1535 | 22 | 55 | **R0223.9** |
| **5/32** | 3.97 | 0.1563 | 22 | 55 | **R0225/32** |
| | 4.00 | 0.1575 | 22 | 55 | **R0224.0** |
| | 4.10 | 0.1614 | 22 | 55 | **R0224.1** |
| | 4.20 | 0.1654 | 22 | 55 | **R0224.2** |
| | 4.30 | 0.1693 | 24 | 58 | **R0224.3** |
| | 4.40 | 0.1732 | 24 | 58 | **R0224.4** |
| | 4.50 | 0.1772 | 24 | 58 | **R0224.5** |
| | 4.60 | 0.1811 | 24 | 58 | **R0224.6** |
| | 4.70 | 0.1850 | 24 | 58 | **R0224.7** |
| **3/16** | 4.76 | 0.1874 | 26 | 62 | **R0223/16** |
| | 4.80 | 0.1890 | 26 | 62 | **R0224.8** |
| | 4.90 | 0.1929 | 26 | 62 | **R0224.9** |
| | 5.00 | 0.1969 | 26 | 62 | **R0225.0** |
| | 5.10 | 0.2008 | 26 | 62 | **R0225.1** |
| | 5.20 | 0.2047 | 26 | 62 | **R0225.2** |
| | 5.30 | 0.2087 | 26 | 62 | **R0225.3** |
| | 5.40 | 0.2126 | 28 | 66 | **R0225.4** |
| | 5.50 | 0.2165 | 28 | 66 | **R0225.5** |
| **7/32** | 5.56 | 0.2189 | 28 | 66 | **R0227/32** |
| | 5.60 | 0.2205 | 28 | 66 | **R0225.6** |
| | 5.70 | 0.2244 | 28 | 66 | **R0225.7** |
| | 5.80 | 0.2283 | 28 | 66 | **R0225.8** |
| | 5.90 | 0.2323 | 28 | 66 | **R0225.9** |
| | 6.00 | 0.2362 | 28 | 66 | **R0226.0** |
| | 6.10 | 0.2402 | 31 | 70 | **R0226.1** |
| | 6.20 | 0.2441 | 31 | 70 | **R0226.2** |
| | 6.30 | 0.2480 | 31 | 70 | **R0226.3** |
| **1/4** | 6.35 | 0.2500 | 31 | 70 | **R0221/4** |
| | 6.40 | 0.2520 | 31 | 70 | **R0226.4** |
| | 6.50 | 0.2559 | 31 | 70 | **R0226.5** |
| | 6.60 | 0.2598 | 31 | 70 | **R0226.6** |
| | 6.70 | 0.2638 | 31 | 70 | **R0226.7** |
| | 6.80 | 0.2677 | 34 | 74 | **R0226.8** |

| $d_1$ Ø$h_7$ Inch | $d_1$ Ø$h_7$ mm | $d_1$ decimal Inch | $l_2$ mm | $l_1$ mm | e-Code |
|---|---|---|---|---|---|
| | 6.90 | 0.2717 | 34 | 74 | **R0226.9** |
| | 7.00 | 0.2756 | 34 | 74 | **R0227.0** |
| | 7.10 | 0.2795 | 34 | 74 | **R0227.1** |
| **9/32** | 7.14 | 0.2811 | 34 | 74 | **R0229/32** |
| | 7.20 | 0.2835 | 34 | 74 | **R0227.2** |
| | 7.30 | 0.2874 | 34 | 74 | **R0227.3** |
| | 7.40 | 0.2913 | 34 | 74 | **R0227.4** |
| | 7.50 | 0.2953 | 34 | 74 | **R0227.5** |
| | 7.60 | 0.2992 | 37 | 79 | **R0227.6** |
| | 7.70 | 0.3031 | 37 | 79 | **R0227.7** |
| | 7.80 | 0.3071 | 37 | 79 | **R0227.8** |
| | 7.90 | 0.3110 | 37 | 79 | **R0227.9** |
| **5/16** | 7.94 | 0.3126 | 37 | 79 | **R0225/16** |
| | 8.00 | 0.3150 | 37 | 79 | **R0228.0** |
| | 8.10 | 0.3189 | 37 | 79 | **R0228.1** |
| | 8.20 | 0.3228 | 37 | 79 | **R0228.2** |
| | 8.30 | 0.3268 | 37 | 79 | **R0228.3** |
| | 8.40 | 0.3307 | 37 | 79 | **R0228.4** |
| | 8.50 | 0.3346 | 37 | 79 | **R0228.5** |
| | 8.60 | 0.3386 | 40 | 84 | **R0228.6** |
| | 8.70 | 0.3425 | 40 | 84 | **R0228.7** |
| **11/32** | 8.73 | 0.3437 | 40 | 84 | **R02211/32** |
| | 8.80 | 0.3465 | 40 | 84 | **R0228.8** |
| | 8.90 | 0.3504 | 40 | 84 | **R0228.9** |
| | 9.00 | 0.3543 | 40 | 84 | **R0229.0** |
| | 9.10 | 0.3583 | 40 | 84 | **R0229.1** |
| | 9.20 | 0.3622 | 40 | 84 | **R0229.2** |
| | 9.30 | 0.3661 | 40 | 84 | **R0229.3** |
| | 9.40 | 0.3701 | 40 | 84 | **R0229.4** |
| | 9.50 | 0.3740 | 40 | 84 | **R0229.5** |
| **3/8** | 9.53 | 0.3752 | 43 | 89 | **R0223/8** |
| | 9.60 | 0.3780 | 43 | 89 | **R0229.6** |
| | 9.70 | 0.3819 | 43 | 89 | **R0229.7** |
| | 9.80 | 0.3858 | 43 | 89 | **R0229.8** |
| | 9.90 | 0.3898 | 43 | 89 | **R0229.9** |
| | 10.00 | 0.3937 | 43 | 89 | **R02210.0** |
| | 10.10 | 0.3976 | 43 | 89 | **R02210.1** |
| | 10.20 | 0.4016 | 43 | 89 | **R02210.2** |
| | 10.30 | 0.4055 | 43 | 89 | **R02210.3** |
| **13/32** | 10.32 | 0.4063 | 43 | 89 | **R02213/32** |
| | 10.40 | 0.4094 | 43 | 89 | **R02210.4** |
| | 10.50 | 0.4134 | 43 | 89 | **R02210.5** |
| | 10.60 | 0.4173 | 43 | 89 | **R02210.6** |
| | 10.70 | 0.4213 | 47 | 95 | **R02210.7** |

# R022

| $d_1$ Øh$_7$ Inch | $d_1$ Øh$_7$ mm | $d_1$ decimal Inch | $l_2$ mm | $l_1$ mm | e-Code |
|---|---|---|---|---|---|
| | 10.80 | 0.4252 | 47 | 95 | **R02210.8** |
| | 10.90 | 0.4291 | 47 | 95 | **R02210.9** |
| | 11.00 | 0.4331 | 47 | 95 | **R02211.0** |
| | 11.10 | 0.4370 | 47 | 95 | **R02211.1** |
| **7/16** | 11.11 | 0.4374 | 47 | 95 | **R0227/16** |
| | 11.20 | 0.4409 | 47 | 95 | **R02211.2** |
| | 11.30 | 0.4449 | 47 | 95 | **R02211.3** |
| | 11.40 | 0.4488 | 47 | 95 | **R02211.4** |
| | 11.50 | 0.4528 | 47 | 95 | **R02211.5** |
| | 11.60 | 0.4567 | 47 | 95 | **R02211.6** |

| $d_1$ Øh$_7$ Inch | $d_1$ Øh$_7$ mm | $d_1$ decimal Inch | $l_2$ mm | $l_1$ mm | e-Code |
|---|---|---|---|---|---|
| | 11.70 | 0.4606 | 47 | 95 | **R02211.7** |
| | 11.80 | 0.4646 | 47 | 95 | **R02211.8** |
| | 11.90 | 0.4685 | 51 | 102 | **R02211.9** |
| **15/32** | 11.91 | 0.4689 | 51 | 102 | **R02215/32** |
| | 12.00 | 0.4724 | 51 | 102 | **R02212.0** |
| **1/2** | 12.70 | 0.5000 | 51 | 102 | **R0221/2** |
| **17/32** | 13.49 | 0.5311 | 54 | 107 | **R02217/32** |

# R458

- MP-X Drill Short
- MP-X Spiralbohrer, kurz
- MP-X Spiraalboren
- Foret MP-X
- Broca MP-X, short
- Broca MP-X Curta

MP-X

## R458

■ 1.1 1.2 1.3 1.4 1.5 1.6 3.1 3.2 3.3 3.4 6.1 6.2 6.3 7.1 7.2 7.3 7.4

● 2.1 2.2 2.3 4.1 4.2 4.3 6.4

| $d_1$ Ø Inch | $d_1$ Ø mm | $d_1$ decimal Inch | $l_2$ mm | $l_1$ mm | $l_3$ mm | $d_2$ Ø mm | e-Code |
|---|---|---|---|---|---|---|---|
| | 3.00 | 0.1181 | 20 | 62 | 36 | 6 | **R4583.0** |
| | 3.10 | 0.1220 | 20 | 62 | 36 | 6 | **R4583.1** |
| **1/8** | 3.17 | 0.1248 | 20 | 62 | 36 | 6 | **R4581/8** |
| | 3.20 | 0.1260 | 20 | 62 | 36 | 6 | **R4583.2** |
| | 3.30 | 0.1299 | 20 | 62 | 36 | 6 | **R4583.3** |
| | 3.40 | 0.1339 | 20 | 62 | 36 | 6 | **R4583.4** |
| | 3.50 | 0.1378 | 20 | 62 | 36 | 6 | **R4583.5** |
| **9/64** | 3.57 | 0.1406 | 20 | 62 | 36 | 6 | **R4589/64** |
| | 3.60 | 0.1417 | 20 | 62 | 36 | 6 | **R4583.6** |
| | 3.70 | 0.1457 | 20 | 62 | 36 | 6 | **R4583.7** |
| | 3.73 | 0.1469 | 24 | 66 | 36 | 6 | **R4583.73** |
| | 3.80 | 0.1496 | 24 | 66 | 36 | 6 | **R4583.8** |
| | 3.90 | 0.1535 | 24 | 66 | 36 | 6 | **R4583.9** |
| **5/32** | 3.97 | 0.1563 | 24 | 66 | 36 | 6 | **R4585/32** |
| | 4.00 | 0.1575 | 24 | 66 | 36 | 6 | **R4584.0** |
| | 4.10 | 0.1614 | 24 | 66 | 36 | 6 | **R4584.1** |
| | 4.20 | 0.1654 | 24 | 66 | 36 | 6 | **R4584.2** |
| | 4.30 | 0.1693 | 24 | 66 | 36 | 6 | **R4584.3** |
| **11/64** | 4.37 | 0.1720 | 24 | 66 | 36 | 6 | **R45811/64** |
| | 4.40 | 0.1732 | 24 | 66 | 36 | 6 | **R4584.4** |
| | 4.50 | 0.1772 | 24 | 66 | 36 | 6 | **R4584.5** |
| | 4.60 | 0.1811 | 24 | 66 | 36 | 6 | **R4584.6** |
| | 4.70 | 0.1850 | 24 | 66 | 36 | 6 | **R4584.7** |
| **3/16** | 4.76 | 0.1874 | 28 | 66 | 36 | 6 | **R4583/16** |
| | 4.80 | 0.1890 | 28 | 66 | 36 | 6 | **R4584.8** |
| | 4.90 | 0.1929 | 28 | 66 | 36 | 6 | **R4584.9** |
| | 5.00 | 0.1969 | 28 | 66 | 36 | 6 | **R4585.0** |
| | 5.10 | 0.2008 | 28 | 66 | 36 | 6 | **R4585.1** |
| **13/64** | 5.16 | 0.2031 | 28 | 66 | 36 | 6 | **R45813/64** |
| | 5.20 | 0.2047 | 28 | 66 | 36 | 6 | **R4585.2** |
| | 5.50 | 0.2165 | 28 | 66 | 36 | 6 | **R4585.5** |
| **7/32** | 5.56 | 0.2189 | 28 | 66 | 36 | 6 | **R4587/32** |
| | 5.60 | 0.2205 | 28 | 66 | 36 | 6 | **R4585.6** |
| | 5.70 | 0.2244 | 28 | 66 | 36 | 6 | **R4585.7** |
| | 5.80 | 0.2283 | 28 | 66 | 36 | 6 | **R4585.8** |
| **15/64** | 5.95 | 0.2343 | 28 | 66 | 36 | 6 | **R45815/64** |
| | 6.00 | 0.2362 | 28 | 66 | 36 | 6 | **R4586.0** |
| | 6.10 | 0.2402 | 34 | 79 | 36 | 8 | **R4586.1** |
| | 6.20 | 0.2441 | 34 | 79 | 36 | 8 | **R4586.2** |
| | 6.30 | 0.2480 | 34 | 79 | 36 | 8 | **R4586.3** |
| **1/4** | 6.35 | 0.2500 | 34 | 79 | 36 | 8 | **R4581/4** |
| | 6.40 | 0.2520 | 34 | 79 | 36 | 8 | **R4586.4** |
| | 6.50 | 0.2559 | 34 | 79 | 36 | 8 | **R4586.5** |
| | 6.60 | 0.2598 | 34 | 79 | 36 | 8 | **R4586.6** |

| $d_1$ Ø Inch | $d_1$ Ø mm | $d_1$ decimal Inch | $l_2$ mm | $l_1$ mm | $l_3$ mm | $d_2$ Ø mm | e-Code |
|---|---|---|---|---|---|---|---|
| | 6.70 | 0.2638 | 34 | 79 | 36 | 8 | **R4586.7** |
| **17/64** | 6.75 | 0.2657 | 34 | 79 | 36 | 8 | **R45817/64** |
| | 6.80 | 0.2677 | 34 | 79 | 36 | 8 | **R4586.8** |
| | 6.90 | 0.2717 | 34 | 79 | 36 | 8 | **R4586.9** |
| | 7.00 | 0.2756 | 34 | 79 | 36 | 8 | **R4587.0** |
| | 7.10 | 0.2795 | 41 | 79 | 36 | 8 | **R4587.1** |
| **9/32** | 7.14 | 0.2811 | 41 | 79 | 36 | 8 | **R4589/32** |
| | 7.30 | 0.2874 | 41 | 79 | 36 | 8 | **R4587.3** |
| | 7.40 | 0.2913 | 41 | 79 | 36 | 8 | **R4587.4** |
| | 7.50 | 0.2953 | 41 | 79 | 36 | 8 | **R4587.5** |
| **19/64** | 7.54 | 0.2969 | 41 | 79 | 36 | 8 | **R45819/64** |
| | 7.60 | 0.2992 | 41 | 79 | 36 | 8 | **R4587.6** |
| | 7.70 | 0.3031 | 41 | 79 | 36 | 8 | **R4587.7** |
| | 7.80 | 0.3071 | 41 | 79 | 36 | 8 | **R4587.8** |
| | 7.90 | 0.3110 | 41 | 79 | 36 | 8 | **R4587.9** |
| **5/16** | 7.94 | 0.3126 | 41 | 79 | 36 | 8 | **R4585/16** |
| | 8.00 | 0.3150 | 41 | 79 | 36 | 8 | **R4588.0** |
| | 8.10 | 0.3189 | 47 | 89 | 40 | 10 | **R4588.1** |
| | 8.20 | 0.3228 | 47 | 89 | 40 | 10 | **R4588.2** |
| **21/64** | 8.33 | 0.3280 | 47 | 89 | 40 | 10 | **R45821/64** |
| | 8.40 | 0.3307 | 47 | 89 | 40 | 10 | **R4588.4** |
| | 8.50 | 0.3346 | 47 | 89 | 40 | 10 | **R4588.5** |
| | 8.60 | 0.3386 | 47 | 89 | 40 | 10 | **R4588.6** |
| | 8.70 | 0.3425 | 47 | 89 | 40 | 10 | **R4588.7** |
| **11/32** | 8.73 | 0.3437 | 47 | 89 | 40 | 10 | **R45811/32** |
| | 8.80 | 0.3465 | 47 | 89 | 40 | 10 | **R4588.8** |
| | 9.00 | 0.3543 | 47 | 89 | 40 | 10 | **R4589.0** |
| | 9.10 | 0.3583 | 47 | 89 | 40 | 10 | **R4589.1** |
| **23/64** | 9.13 | 0.3594 | 47 | 89 | 40 | 10 | **R45823/64** |
| | 9.30 | 0.3661 | 47 | 89 | 40 | 10 | **R4589.3** |
| | 9.40 | 0.3701 | 47 | 89 | 40 | 10 | **R4589.4** |
| | 9.50 | 0.3740 | 47 | 89 | 40 | 10 | **R4589.5** |
| **3/8** | 9.52 | 0.3748 | 47 | 89 | 40 | 10 | **R4583/8** |
| | 9.60 | 0.3780 | 47 | 89 | 40 | 10 | **R4589.6** |
| | 9.70 | 0.3819 | 47 | 89 | 40 | 10 | **R4589.7** |
| | 9.80 | 0.3858 | 47 | 89 | 40 | 10 | **R4589.8** |
| | 9.90 | 0.3898 | 47 | 89 | 40 | 10 | **R4589.9** |
| **25/64** | 9.92 | 0.3906 | 47 | 89 | 40 | 10 | **R45825/64** |
| | 10.00 | 0.3937 | 47 | 89 | 40 | 10 | **R45810.0** |
| | 10.10 | 0.3976 | 55 | 102 | 45 | 12 | **R45810.1** |
| | 10.20 | 0.4016 | 55 | 102 | 45 | 12 | **R45810.2** |
| | 10.30 | 0.4055 | 55 | 102 | 45 | 12 | **R45810.3** |
| **13/32** | 10.32 | 0.4063 | 55 | 102 | 45 | 12 | **R45813/32** |
| | 10.40 | 0.4094 | 55 | 102 | 45 | 12 | **R45810.4** |

# R458

| $d_1$ Ø Inch | $d_1$ Ø mm | $d_1$ decimal Inch | $l_2$ mm | $l_1$ mm | $l_3$ mm | $d_2$ Ø mm | e-Code |
|---|---|---|---|---|---|---|---|
| | 10.50 | 0.4134 | 55 | 102 | 45 | 12 | **R45810.5** |
| **27/64** | 10.72 | 0.4220 | 55 | 102 | 45 | 12 | **R45827/64** |
| | 10.60 | 0.4173 | 55 | 102 | 45 | 12 | **R45810.6** |
| | 11.00 | 0.4331 | 55 | 102 | 45 | 12 | **R45811.0** |
| **7/16** | 11.11 | 0.4374 | 55 | 102 | 45 | 12 | **R4587/16** |
| | 11.20 | 0.4409 | 55 | 102 | 45 | 12 | **R45811.2** |
| | 11.40 | 0.4488 | 55 | 102 | 45 | 12 | **R45811.4** |
| | 11.50 | 0.4528 | 55 | 102 | 45 | 12 | **R45811.5** |
| **29/64** | 11.51 | 0.4531 | 55 | 102 | 45 | 12 | **R45829/64** |
| | 11.60 | 0.4567 | 55 | 102 | 45 | 12 | **R45811.6** |
| | 11.80 | 0.4646 | 55 | 102 | 45 | 12 | **R45811.8** |
| **15/32** | 11.91 | 0.4689 | 55 | 102 | 45 | 12 | **R45815/32** |
| | 12.00 | 0.4724 | 55 | 102 | 45 | 12 | **R45812.0** |
| | 12.10 | 0.4764 | 60 | 107 | 45 | 14 | **R45812.1** |
| | 12.20 | 0.4803 | 60 | 107 | 45 | 14 | **R45812.2** |
| **31/64** | 12.30 | 0.4843 | 60 | 107 | 45 | 14 | **R45831/64** |
| | 12.50 | 0.4921 | 60 | 107 | 45 | 14 | **R45812.5** |
| | 12.70 | 0.5000 | 60 | 107 | 45 | 14 | **R45812.7** |
| **1/2** | 12.70 | 0.5000 | 60 | 107 | 45 | 14 | **R4581/2** |
| | 12.80 | 0.5039 | 60 | 107 | 45 | 14 | **R45812.8** |
| | 13.00 | 0.5118 | 60 | 107 | 45 | 14 | **R45813.0** |
| **33/64** | 13.10 | 0.5157 | 60 | 107 | 45 | 14 | **R45833/64** |
| **17/32** | 13.49 | 0.5311 | 60 | 107 | 45 | 14 | **R45817/32** |
| | 13.50 | 0.5315 | 60 | 107 | 45 | 14 | **R45813.5** |
| | 13.80 | 0.5433 | 60 | 107 | 45 | 14 | **R45813.8** |
| **35/64** | 13.89 | 0.5469 | 60 | 107 | 45 | 14 | **R45835/64** |
| | 14.00 | 0.5512 | 60 | 107 | 45 | 14 | **R45814.0** |
| | 14.25 | 0.5610 | 65 | 115 | 48 | 16 | **R45814.25** |
| **9/16** | 14.29 | 0.5626 | 65 | 115 | 48 | 16 | **R4589/16** |
| | 14.50 | 0.5709 | 65 | 115 | 48 | 16 | **R45814.5** |

| $d_1$ Ø Inch | $d_1$ Ø mm | $d_1$ decimal Inch | $l_2$ mm | $l_1$ mm | $l_3$ mm | $d_2$ Ø mm | e-Code |
|---|---|---|---|---|---|---|---|
| **37/64** | 14.68 | 0.5780 | 65 | 115 | 48 | 16 | **R45837/64** |
| | 14.80 | 0.5906 | 65 | 115 | 48 | 16 | **R45814.8** |
| | 15.00 | 0.5906 | 65 | 115 | 48 | 16 | **R45815.0** |
| **19/32** | 15.08 | 0.5937 | 65 | 115 | 48 | 16 | **R45819/32** |
| | 15.10 | 0.5945 | 65 | 115 | 48 | 16 | **R45815.1** |
| **39/64** | 15.48 | 0.6094 | 65 | 115 | 48 | 16 | **R45839/64** |
| | 15.50 | 0.6102 | 65 | 115 | 48 | 16 | **R45815.5** |
| | 15.80 | 0.6220 | 65 | 115 | 48 | 16 | **R45815.8** |
| **5/8** | 15.88 | 0.6252 | 65 | 115 | 48 | 16 | **R4585/8** |
| | 16.00 | 0.6299 | 65 | 115 | 48 | 16 | **R45816.0** |
| **41/64** | 16.27 | 0.6406 | 73 | 123 | 48 | 18 | **R45841/64** |
| | 16.50 | 0.6496 | 73 | 123 | 48 | 18 | **R45816.5** |
| **21/32** | 16.67 | 0.6563 | 73 | 123 | 48 | 18 | **R45821/32** |
| | 17.00 | 0.6693 | 73 | 123 | 48 | 18 | **R45817.0** |
| **43/64** | 17.07 | 0.6720 | 73 | 123 | 48 | 18 | **R45843/64** |
| **11/16** | 17.46 | 0.6874 | 73 | 123 | 48 | 18 | **R45811/16** |
| | 17.50 | 0.6890 | 73 | 123 | 48 | 18 | **R45817.5** |
| | 17.80 | 0.7008 | 73 | 123 | 48 | 18 | **R45817.8** |
| **45/64** | 17.86 | 0.7031 | 73 | 123 | 48 | 18 | **R45845/64** |
| | 18.00 | 0.7087 | 73 | 123 | 48 | 18 | **R45818.0** |
| **23/32** | 18.26 | 0.7189 | 79 | 131 | 50 | 20 | **R45823/32** |
| | 18.50 | 0.7283 | 79 | 131 | 50 | 20 | **R45818.5** |
| **47/64** | 18.65 | 0.7343 | 79 | 131 | 50 | 20 | **R45847/64** |
| | 19.00 | 0.7480 | 79 | 131 | 50 | 20 | **R45819.0** |
| | 19.05 | 0.7500 | 79 | 131 | 50 | 20 | **R4583/4** |
| | 19.50 | 0.7677 | 79 | 131 | 50 | 20 | **R45819.5** |
| | 19.80 | 0.7795 | 79 | 131 | 50 | 20 | **R45819.8** |
| | 20.00 | 0.7874 | 79 | 131 | 50 | 20 | **R45820.0** |

# R457

- MP-X Drill Short
- MP-X Spiralbohrer, kurz
- MP-X Spiraalboren
- Foret MP-X
- Broca MP-X, short
- Broca MP-X Curta

MP-X

## R457

■ 1.1 1.2 1.3 1.4 1.5 1.6 2.1 2.2 3.1 3.2 3.3 3.4 4.1 4.2 4.3 6.1 6.2 6.3 6.4 7.1 7.2 7.3 7.4

● 2.3

| $d_1$ Ø Inch | $d_1$ Ø mm | $d_1$ decimal Inch | $l_2$ mm | $l_1$ mm | $l_3$ mm | $d_2$ Ø mm | e-Code |
|---|---|---|---|---|---|---|---|
| | 3.00 | 0.1181 | 20 | 62 | 36 | 6 | R4573.0 |
| | 3.10 | 0.1220 | 20 | 62 | 36 | 6 | R4573.1 |
| 1/8 | 3.17 | 0.1248 | 20 | 62 | 36 | 6 | R4571/8 |
| | 3.20 | 0.1260 | 20 | 62 | 36 | 6 | R4573.2 |
| | 3.30 | 0.1299 | 20 | 62 | 36 | 6 | R4573.3 |
| | 3.40 | 0.1339 | 20 | 62 | 36 | 6 | R4573.4 |
| | 3.50 | 0.1378 | 20 | 62 | 36 | 6 | R4573.5 |
| 9/64 | 3.57 | 0.1406 | 20 | 62 | 36 | 6 | R4579/64 |
| | 3.60 | 0.1417 | 20 | 62 | 36 | 6 | R4573.6 |
| | 3.70 | 0.1457 | 20 | 62 | 36 | 6 | R4573.7 |
| | 3.80 | 0.1496 | 24 | 66 | 36 | 6 | R4573.8 |
| | 3.90 | 0.1535 | 24 | 66 | 36 | 6 | R4573.9 |
| 5/32 | 3.97 | 0.1563 | 24 | 66 | 36 | 6 | R4575/32 |
| | 4.00 | 0.1575 | 24 | 66 | 36 | 6 | R4574.0 |
| | 4.05 | 0.1594 | 24 | 66 | 36 | 6 | R4574.05 |
| | 4.10 | 0.1614 | 24 | 66 | 36 | 6 | R4574.1 |
| | 4.20 | 0.1654 | 24 | 66 | 36 | 6 | R4574.2 |
| | 4.30 | 0.1693 | 24 | 66 | 36 | 6 | R4574.3 |
| 11/64 | 4.37 | 0.1720 | 24 | 66 | 36 | 6 | R45711/64 |
| | 4.40 | 0.1732 | 24 | 66 | 36 | 6 | R4574.4 |
| | 4.50 | 0.1772 | 24 | 66 | 36 | 6 | R4574.5 |
| | 4.60 | 0.1811 | 24 | 66 | 36 | 6 | R4574.6 |
| | 4.70 | 0.1850 | 24 | 66 | 36 | 6 | R4574.7 |
| 3/16 | 4.76 | 0.1874 | 28 | 66 | 36 | 6 | R4573/16 |
| | 4.80 | 0.1890 | 28 | 66 | 36 | 6 | R4574.8 |
| | 4.90 | 0.1969 | 28 | 66 | 36 | 6 | R4574.9 |
| | 5.00 | 0.1969 | 28 | 66 | 36 | 6 | R4575.0 |
| | 5.05 | 0.1988 | 28 | 66 | 36 | 6 | R4575.05 |
| | 5.10 | 0.2008 | 28 | 66 | 36 | 6 | R4575.1 |
| 13/64 | 5.16 | 0.2031 | 28 | 66 | 36 | 6 | R45713/64 |
| | 5.20 | 0.2047 | 28 | 66 | 36 | 6 | R4575.2 |
| | 5.50 | 0.2165 | 28 | 66 | 36 | 6 | R4575.5 |
| 7/32 | 5.56 | 0.2189 | 28 | 66 | 36 | 6 | R4577/32 |
| | 5.60 | 0.2205 | 28 | 66 | 36 | 6 | R4575.6 |
| | 5.70 | 0.2244 | 28 | 66 | 36 | 6 | R4575.7 |
| | 5.80 | 0.2283 | 28 | 66 | 36 | 6 | R4575.8 |
| 15/64 | 5.95 | 0.2343 | 28 | 66 | 36 | 6 | R45715/64 |
| | 6.00 | 0.2362 | 28 | 66 | 36 | 6 | R4576.0 |
| | 6.05 | 0.2382 | 34 | 79 | 36 | 8 | R4576.05 |
| | 6.10 | 0.2402 | 34 | 79 | 36 | 8 | R4576.1 |
| | 6.20 | 0.2441 | 34 | 79 | 36 | 8 | R4576.2 |
| | 6.30 | 0.2480 | 34 | 79 | 36 | 8 | R4576.3 |
| 1/4 | 6.35 | 0.2500 | 34 | 79 | 36 | 8 | R4571/4 |
| | 6.40 | 0.2520 | 34 | 79 | 36 | 8 | R4576.4 |

| $d_1$ Ø Inch | $d_1$ Ø mm | $d_1$ decimal Inch | $l_2$ mm | $l_1$ mm | $l_3$ mm | $d_2$ Ø mm | e-Code |
|---|---|---|---|---|---|---|---|
| | 6.50 | 0.2559 | 34 | 79 | 36 | 8 | R4576.5 |
| | 6.60 | 0.2598 | 34 | 79 | 36 | 8 | R4576.6 |
| | 6.70 | 0.2638 | 34 | 79 | 36 | 8 | R4576.7 |
| 17/64 | 6.75 | 0.2657 | 34 | 79 | 36 | 8 | R45717/64 |
| | 6.80 | 0.2677 | 34 | 79 | 36 | 8 | R4576.8 |
| | 6.90 | 0.2717 | 34 | 79 | 36 | 8 | R4576.9 |
| | 7.00 | 0.2756 | 34 | 79 | 36 | 8 | R4577.0 |
| | 7.10 | 0.2795 | 41 | 79 | 36 | 8 | R4577.1 |
| 9/32 | 7.14 | 0.2811 | 41 | 79 | 36 | 8 | R4579/32 |
| | 7.30 | 0.2874 | 41 | 79 | 36 | 8 | R4577.3 |
| | 7.40 | 0.2913 | 41 | 79 | 36 | 8 | R4577.4 |
| | 7.50 | 0.2953 | 41 | 79 | 36 | 8 | R4577.5 |
| 19/64 | 7.54 | 0.2969 | 41 | 79 | 36 | 8 | R45719/64 |
| | 7.60 | 0.2992 | 41 | 79 | 36 | 8 | R4577.6 |
| | 7.70 | 0.3031 | 41 | 79 | 36 | 8 | R4577.7 |
| | 7.80 | 0.3071 | 41 | 79 | 36 | 8 | R4577.8 |
| | 7.90 | 0.3110 | 41 | 79 | 36 | 8 | R4577.9 |
| 5/16 | 7.94 | 0.3126 | 41 | 79 | 36 | 8 | R4575/16 |
| | 8.00 | 0.3150 | 41 | 79 | 36 | 8 | R4578.0 |
| | 8.05 | 0.3169 | 47 | 89 | 40 | 10 | R4578.05 |
| | 8.10 | 0.3189 | 47 | 89 | 40 | 10 | R4578.1 |
| | 8.20 | 0.3228 | 47 | 89 | 40 | 10 | R4578.2 |
| 21/64 | 8.33 | 0.3280 | 47 | 89 | 40 | 10 | R45721/64 |
| | 8.40 | 0.3307 | 47 | 89 | 40 | 10 | R4578.4 |
| | 8.50 | 0.3346 | 47 | 89 | 40 | 10 | R4578.5 |
| | 8.60 | 0.3386 | 47 | 89 | 40 | 10 | R4578.6 |
| | 8.70 | 0.3425 | 47 | 89 | 40 | 10 | R4578.7 |
| 11/32 | 8.73 | 0.3437 | 47 | 89 | 40 | 10 | R45711/32 |
| | 8.80 | 0.3465 | 47 | 89 | 40 | 10 | R4578.8 |
| | 8.90 | 0.3504 | 47 | 89 | 40 | 10 | R4578.9 |
| | 9.00 | 0.3543 | 47 | 89 | 40 | 10 | R4579.0 |
| | 9.10 | 0.3583 | 47 | 89 | 40 | 10 | R4579.1 |
| 23/64 | 9.13 | 0.3594 | 47 | 89 | 40 | 10 | R45723/64 |
| | 9.30 | 0.3661 | 47 | 89 | 40 | 10 | R4579.3 |
| | 9.40 | 0.3701 | 47 | 89 | 40 | 10 | R4579.4 |
| | 9.50 | 0.3740 | 47 | 89 | 40 | 10 | R4579.5 |
| 3/8 | 9.52 | 0.3748 | 47 | 89 | 40 | 10 | R4573/8 |
| | 9.60 | 0.3780 | 47 | 89 | 40 | 10 | R4579.6 |
| | 9.70 | 0.3819 | 47 | 89 | 40 | 10 | R4579.7 |
| | 9.80 | 0.3858 | 47 | 89 | 40 | 10 | R4579.8 |
| | 9.90 | 0.3898 | 47 | 89 | 40 | 10 | R4579.9 |
| 25/64 | 9.92 | 0.3906 | 47 | 89 | 40 | 10 | R45725/64 |
| | 10.00 | 0.3937 | 47 | 89 | 40 | 10 | R45710.0 |
| | 10.05 | 0.3957 | 55 | 102 | 45 | 12 | R45710.05 |

# R457

DORMER

| $d_1$ Ø Inch | $d_1$ Ø mm | $d_1$ decimal Inch | $l_2$ mm | $l_1$ mm | $l_3$ mm | $d_2$ Ø mm | e-Code |
|---|---|---|---|---|---|---|---|
| | 10.10 | 0.3976 | 55 | 102 | 45 | 12 | **R45710.1** |
| | 10.20 | 0.4016 | 55 | 102 | 45 | 12 | **R45710.2** |
| | 10.30 | 0.4055 | 55 | 102 | 45 | 12 | **R45710.3** |
| **13/32** | 10.32 | 0.4063 | 55 | 102 | 45 | 12 | **R45713/32** |
| | 10.40 | 0.4094 | 55 | 102 | 45 | 12 | **R45710.4** |
| | 10.50 | 0.4134 | 55 | 102 | 45 | 12 | **R45710.5** |
| | 10.60 | 0.4173 | 55 | 102 | 45 | 12 | **R45710.6** |
| **27/64** | 10.72 | 0.4220 | 55 | 102 | 45 | 12 | **R45727/64** |
| | 11.00 | 0.4331 | 55 | 102 | 45 | 12 | **R45711.0** |
| **7/16** | 11.11 | 0.4374 | 55 | 102 | 45 | 12 | **R4577/16** |
| | 11.20 | 0.4409 | 55 | 102 | 45 | 12 | **R45711.2** |
| | 11.40 | 0.4488 | 55 | 102 | 45 | 12 | **R45711.4** |
| | 11.50 | 0.4528 | 55 | 102 | 45 | 12 | **R45711.5** |
| **29/64** | 11.51 | 0.4531 | 55 | 102 | 45 | 12 | **R45729/64** |
| | 11.60 | 0.4567 | 55 | 102 | 45 | 12 | **R45711.6** |
| | 11.80 | 0.4646 | 55 | 102 | 45 | 12 | **R45711.8** |
| **15/32** | 11.91 | 0.4689 | 55 | 102 | 45 | 12 | **R45715/32** |
| | 12.00 | 0.4724 | 55 | 102 | 45 | 12 | **R45712.0** |
| | 12.05 | 0.4744 | 60 | 107 | 45 | 14 | **R45712.05** |
| | 12.10 | 0.4764 | 60 | 107 | 45 | 14 | **R45712.1** |
| | 12.20 | 0.4803 | 60 | 107 | 45 | 14 | **R45712.2** |
| **31/64** | 12.30 | 0.4843 | 60 | 107 | 45 | 14 | **R45731/64** |
| | 12.50 | 0.4921 | 60 | 107 | 45 | 14 | **R45712.5** |
| | 12.70 | 0.5000 | 60 | 107 | 45 | 14 | **R45712.7** |
| **1/2** | 12.70 | 0.5000 | 60 | 107 | 45 | 14 | **R4571/2** |
| | 12.80 | 0.5039 | 60 | 107 | 45 | 14 | **R45712.8** |
| | 13.00 | 0.5118 | 60 | 107 | 45 | 14 | **R45713.0** |
| **33/64** | 13.10 | 0.5157 | 60 | 107 | 45 | 14 | **R45733/64** |
| **17/32** | 13.49 | 0.5311 | 60 | 107 | 45 | 14 | **R45717/32** |
| | 13.50 | 0.5315 | 60 | 107 | 45 | 14 | **R45713.5** |
| | 13.80 | 0.5433 | 60 | 107 | 45 | 14 | **R45713.8** |
| **35/64** | 13.89 | 0.5469 | 60 | 107 | 45 | 14 | **R45735/64** |

| $d_1$ Ø Inch | $d_1$ Ø mm | $d_1$ decimal Inch | $l_2$ mm | $l_1$ mm | $l_3$ mm | $d_2$ Ø mm | e-Code |
|---|---|---|---|---|---|---|---|
| | 14.00 | 0.5512 | 60 | 107 | 45 | 14 | **R45714.0** |
| | 14.25 | 0.5610 | 65 | 115 | 48 | 16 | **R45714.25** |
| **9/16** | 14.29 | 0.5626 | 65 | 115 | 48 | 16 | **R4579/16** |
| | 14.50 | 0.5709 | 65 | 115 | 48 | 16 | **R45714.5** |
| **37/64** | 14.68 | 0.5780 | 65 | 115 | 48 | 16 | **R45737/64** |
| | 14.80 | 0.5827 | 65 | 115 | 48 | 16 | **R45714.8** |
| | 15.00 | 0.5906 | 65 | 115 | 48 | 16 | **R45715.0** |
| **19/32** | 15.08 | 0.5937 | 65 | 115 | 48 | 16 | **R45719/32** |
| | 15.10 | 0.5945 | 65 | 115 | 48 | 16 | **R45715.1** |
| **39/64** | 15.48 | 0.6094 | 65 | 115 | 48 | 16 | **R45739/64** |
| | 15.50 | 0.6102 | 65 | 115 | 48 | 16 | **R45715.5** |
| | 15.80 | 0.6252 | 65 | 115 | 48 | 16 | **R45715.8** |
| **5/8** | 15.88 | 0.6252 | 65 | 115 | 48 | 16 | **R4575/8** |
| | 16.00 | 0.6299 | 65 | 115 | 48 | 16 | **R45716.0** |
| **41/64** | 16.27 | 0.6406 | 73 | 123 | 48 | 18 | **R45741/64** |
| | 16.50 | 0.6496 | 73 | 123 | 48 | 18 | **R45716.5** |
| **21/32** | 16.67 | 0.6563 | 73 | 123 | 48 | 18 | **R45721/32** |
| | 17.00 | 0.6693 | 73 | 123 | 48 | 18 | **R45717.0** |
| **43/64** | 17.07 | 0.6720 | 73 | 123 | 48 | 18 | **R45743/64** |
| **11/16** | 17.46 | 0.6874 | 73 | 123 | 48 | 18 | **R45711/16** |
| | 17.50 | 0.6890 | 73 | 123 | 48 | 18 | **R45717.5** |
| **45/64** | 17.86 | 0.7031 | 73 | 123 | 48 | 18 | **R45745/64** |
| | 18.00 | 0.7087 | 73 | 123 | 48 | 18 | **R45718.0** |
| **23/32** | 18.26 | 0.7189 | 79 | 131 | 50 | 20 | **R45723/32** |
| | 18.50 | 0.7283 | 79 | 131 | 50 | 20 | **R45718.5** |
| **47/64** | 18.65 | 0.7343 | 79 | 131 | 50 | 20 | **R45747/64** |
| | 18.80 | 0.7480 | 79 | 131 | 50 | 20 | **R45718.8** |
| | 19.00 | 0.7480 | 79 | 131 | 50 | 20 | **R45719.0** |
| **3/4** | 19.05 | 0.7500 | 79 | 131 | 50 | 20 | **R4573/4** |
| | 19.50 | 0.7677 | 79 | 131 | 50 | 20 | **R45719.5** |
| | 19.80 | 0.7874 | 79 | 131 | 50 | 20 | **R45719.8** |
| | 20.00 | 0.7874 | 79 | 131 | 50 | 20 | **R45720.0** |

# R520

- CDX Stub Drill
- CDX Spiralbohrer, kurz
- CDX Spiraalboren, extra kort
- Foret CDX extra-court
- Broca CDX , serie extra corta
- Broca CDX Extra Curta

CDX

## R520

HM | TiN | DIN 6539 | 2.5xD | N | 130° | S.P.

■ 1.1 1.2 1.3 1.4 1.5 1.6 3.1 3.2 3.3 3.4 5.1 7.1 7.2 7.3 7.4 8.1 8.2

● 1.7 1.8 2.1 4.1 4.2 4.3

| $d_1$ Øh7 Inch | $d_1$ Øh7 mm | $d_1$ decimal Inch | $l_2$ mm | $l_1$ mm | e-Code |
|---|---|---|---|---|---|
| | 3.00 | 0.1181 | 16 | 46 | **R5203.0** |
| | 3.10 | 0.1220 | 18 | 49 | **R5203.1** |
| **1/8** | 3.18 | 0.1252 | 18 | 49 | **R5201/8** |
| | 3.20 | 0.1260 | 18 | 49 | **R5203.2** |
| | 3.30 | 0.1299 | 18 | 49 | **R5203.3** |
| | 3.40 | 0.1339 | 20 | 52 | **R5203.4** |
| | 3.50 | 0.1378 | 20 | 52 | **R5203.5** |
| **9/64** | 3.57 | 0.1406 | 20 | 52 | **R5209/64** |
| | 3.60 | 0.1417 | 20 | 52 | **R5203.6** |
| | 3.70 | 0.1457 | 20 | 52 | **R5203.7** |
| | 3.80 | 0.1496 | 22 | 55 | **R5203.8** |
| | 3.90 | 0.1535 | 22 | 55 | **R5203.9** |
| **5/32** | 3.97 | 0.1563 | 22 | 55 | **R5205/32** |
| | 4.00 | 0.1575 | 22 | 55 | **R5204.0** |
| | 4.10 | 0.1614 | 22 | 55 | **R5204.1** |
| | 4.20 | 0.1654 | 22 | 55 | **R5204.2** |
| | 4.30 | 0.1693 | 24 | 58 | **R5204.3** |
| **11/64** | 4.37 | 0.1720 | 24 | 58 | **R52011/64** |
| | 4.40 | 0.1732 | 24 | 58 | **R5204.4** |
| | 4.50 | 0.1772 | 24 | 58 | **R5204.5** |
| | 4.60 | 0.1811 | 24 | 58 | **R5204.6** |
| | 4.70 | 0.1850 | 24 | 58 | **R5204.7** |
| **3/16** | 4.76 | 0.1874 | 26 | 62 | **R5203/16** |
| | 4.80 | 0.1890 | 26 | 62 | **R5204.8** |
| | 4.90 | 0.1929 | 26 | 62 | **R5204.9** |
| | 5.00 | 0.1969 | 26 | 62 | **R5205.0** |
| | 5.10 | 0.2008 | 26 | 62 | **R5205.1** |
| **13/64** | 5.16 | 0.2031 | 26 | 62 | **R52013/64** |
| | 5.20 | 0.2047 | 26 | 62 | **R5205.2** |
| | 5.30 | 0.2087 | 26 | 62 | **R5205.3** |
| | 5.40 | 0.2126 | 28 | 66 | **R5205.4** |
| | 5.50 | 0.2165 | 28 | 66 | **R5205.5** |
| **7/32** | 5.56 | 0.2189 | 28 | 66 | **R5207/32** |
| | 5.60 | 0.2205 | 28 | 66 | **R5205.6** |
| | 5.70 | 0.2244 | 28 | 66 | **R5205.7** |
| | 5.80 | 0.2283 | 28 | 66 | **R5205.8** |
| | 5.90 | 0.2323 | 28 | 66 | **R5205.9** |
| **15/64** | 5.95 | 0.2343 | 28 | 66 | **R52015/64** |
| | 6.00 | 0.2362 | 28 | 66 | **R5206.0** |
| | 6.10 | 0.2402 | 31 | 70 | **R5206.1** |
| | 6.20 | 0.2441 | 31 | 70 | **R5206.2** |
| | 6.30 | 0.2480 | 31 | 70 | **R5206.3** |
| **1/4** | 6.35 | 0.2500 | 31 | 70 | **R5201/4** |
| | 6.40 | 0.2520 | 31 | 70 | **R5206.4** |

| $d_1$ Øh7 Inch | $d_1$ Øh7 mm | $d_1$ decimal Inch | $l_2$ mm | $l_1$ mm | e-Code |
|---|---|---|---|---|---|
| | 6.50 | 0.2559 | 31 | 70 | **R5206.5** |
| | 6.60 | 0.2598 | 31 | 70 | **R5206.6** |
| | 6.70 | 0.2638 | 31 | 70 | **R5206.7** |
| **17/64** | 6.75 | 0.2657 | 34 | 74 | **R52017/64** |
| | 6.80 | 0.2677 | 34 | 74 | **R5206.8** |
| | 6.90 | 0.2717 | 34 | 74 | **R5206.9** |
| | 7.00 | 0.2756 | 34 | 74 | **R5207.0** |
| | 7.10 | 0.2795 | 34 | 74 | **R5207.1** |
| **9/32** | 7.14 | 0.2811 | 34 | 74 | **R5209/32** |
| | 7.20 | 0.2835 | 34 | 74 | **R5207.2** |
| | 7.30 | 0.2874 | 34 | 74 | **R5207.3** |
| | 7.40 | 0.2913 | 34 | 74 | **R5207.4** |
| | 7.50 | 0.2953 | 34 | 74 | **R5207.5** |
| **19/64** | 7.54 | 0.2969 | 37 | 79 | **R52019/64** |
| | 7.60 | 0.2992 | 37 | 79 | **R5207.6** |
| | 7.70 | 0.3031 | 37 | 79 | **R5207.7** |
| | 7.80 | 0.3071 | 37 | 79 | **R5207.8** |
| | 7.90 | 0.3110 | 37 | 79 | **R5207.9** |
| **5/16** | 7.94 | 0.3126 | 37 | 79 | **R5205/16** |
| | 8.00 | 0.3150 | 37 | 79 | **R5208.0** |
| | 8.10 | 0.3189 | 37 | 79 | **R5208.1** |
| | 8.20 | 0.3228 | 37 | 79 | **R5208.2** |
| | 8.30 | 0.3268 | 37 | 79 | **R5208.3** |
| **21/64** | 8.33 | 0.3280 | 37 | 79 | **R52021/64** |
| | 8.40 | 0.3307 | 37 | 79 | **R5208.4** |
| | 8.50 | 0.3346 | 37 | 79 | **R5208.5** |
| | 8.60 | 0.3386 | 40 | 84 | **R5208.6** |
| | 8.70 | 0.3425 | 40 | 84 | **R5208.7** |
| **11/32** | 8.73 | 0.3437 | 40 | 84 | **R52011/32** |
| | 8.80 | 0.3465 | 40 | 84 | **R5208.8** |
| | 8.90 | 0.3504 | 40 | 84 | **R5208.9** |
| | 9.00 | 0.3543 | 40 | 84 | **R5209.0** |
| | 9.10 | 0.3583 | 40 | 84 | **R5209.1** |
| **23/64** | 9.13 | 0.3594 | 40 | 84 | **R52023/64** |
| | 9.20 | 0.3622 | 40 | 84 | **R5209.2** |
| | 9.30 | 0.3661 | 40 | 84 | **R5209.3** |
| | 9.40 | 0.3701 | 40 | 84 | **R5209.4** |
| | 9.50 | 0.3740 | 40 | 84 | **R5209.5** |
| **3/8** | 9.53 | 0.3752 | 43 | 89 | **R5203/8** |
| | 9.60 | 0.3780 | 43 | 89 | **R5209.6** |
| | 9.70 | 0.3819 | 43 | 89 | **R5209.7** |
| | 9.80 | 0.3858 | 43 | 89 | **R5209.8** |
| | 9.90 | 0.3898 | 43 | 89 | **R5209.9** |
| **25/64** | 9.92 | 0.3906 | 43 | 89 | **R52025/64** |

# R520

| $d_1$ Øh$_7$ Inch | $d_1$ Øh$_7$ mm | $d_1$ decimal Inch | $l_2$ mm | $l_1$ mm | e-Code |
|---|---|---|---|---|---|
| | 10.00 | 0.3937 | 43 | 89 | **R52010.0** |
| | 10.10 | 0.3976 | 43 | 89 | **R52010.1** |
| | 10.20 | 0.4016 | 43 | 89 | **R52010.2** |
| | 10.30 | 0.4055 | 43 | 89 | **R52010.3** |
| **13/32** | 10.32 | 0.4063 | 43 | 89 | **R52013/32** |
| | 10.40 | 0.4094 | 43 | 89 | **R52010.4** |
| | 10.50 | 0.4134 | 43 | 89 | **R52010.5** |
| **27/64** | 10.72 | 0.4220 | 47 | 95 | **R52027/64** |
| | 11.00 | 0.4331 | 47 | 95 | **R52011.0** |
| **7/16** | 11.11 | 0.4374 | 47 | 95 | **R5207/16** |
| | 11.20 | 0.4409 | 47 | 95 | **R52011.2** |
| | 11.50 | 0.4528 | 47 | 95 | **R52011.5** |
| **29/64** | 11.51 | 0.4531 | 47 | 95 | **R52029/64** |
| **15/32** | 11.91 | 0.4689 | 51 | 102 | **R52015/32** |
| | 12.00 | 0.4724 | 51 | 102 | **R52012.0** |
| **31/64** | 12.30 | 0.4843 | 51 | 102 | **R52031/64** |

| $d_1$ Øh$_7$ Inch | $d_1$ Øh$_7$ mm | $d_1$ decimal Inch | $l_2$ mm | $l_1$ mm | e-Code |
|---|---|---|---|---|---|
| | 12.50 | 0.4921 | 51 | 102 | **R52012.5** |
| **1/2** | 12.70 | 0.5000 | 51 | 102 | **R5201/2** |
| | 13.00 | 0.5118 | 51 | 102 | **R52013.0** |
| | 13.50 | 0.5315 | 54 | 107 | **R52013.5** |
| | 14.00 | 0.5512 | 54 | 107 | **R52014.0** |
| | 14.20 | 0.5591 | 56 | 111 | **R52014.2** |
| | 14.25 | 0.5610 | 56 | 111 | **R52014.25** |
| **9/16** | 14.29 | 0.5626 | 56 | 111 | **R5209/16** |
| | 14.50 | 0.5709 | 56 | 111 | **R52014.5** |
| | 15.00 | 0.5906 | 56 | 111 | **R52015.0** |
| | 15.10 | 0.5945 | 58 | 115 | **R52015.1** |
| **5/8** | 15.88 | 0.6252 | 58 | 115 | **R5205/8** |
| | 16.00 | 0.6299 | 58 | 115 | **R52016.0** |
| | 16.50 | 0.6496 | 60 | 119 | **R52016.5** |

# R590

- CDX Stub Drill - Double Margin
- Foret CDX extra-court double listels
- CDX, Doppelfasen-Kurzbohrer
- Broca CDX de doble margen,serie extra corta
- CDX Spiraalboren met dubbele geleiderand
- Broca CDX Guias Quadruplas




CDX

## R590

■ 1.1 1.2 1.3 1.4 1.5 1.6 1.7 1.8 3.1 3.2 3.3 3.4 7.3 7.4

● 2.1 2.2 2.3 4.2 4.3 5.2 5.3

| $d_1$ Ø mm | $d_1$ decimal Inch | $l_2$ mm | $l_1$ mm | e-Code |
|---|---|---|---|---|
| **8.00** | 0.3150 | 37 | 79 | **R5908.0** |
| **9.00** | 0.3543 | 40 | 84 | **R5909.0** |
| **10.00** | 0.3937 | 43 | 89 | **R59010.0** |
| **11.00** | 0.4331 | 47 | 95 | **R59011.0** |

| $d_1$ Ø mm | $d_1$ decimal Inch | $l_2$ mm | $l_1$ mm | e-Code |
|---|---|---|---|---|
| **12.00** | 0.4724 | 51 | 102 | **R59012.0** |
| **13.00** | 0.5118 | 51 | 102 | **R59013.0** |
| **14.00** | 0.5512 | 54 | 107 | **R59014.0** |
| **16.00** | 0.6299 | 58 | 115 | **R59016.0** |

# R558

DORMER

- CDX Drill Short
- CDX Spiralbohrer, kurz
- CDX Spiraalboren
- Foret CDX
- Broca CDX, Short
- Broca CDX Curta

CDX

## R558

■ 1.1 1.2 1.3 1.4 1.5 1.6 1.7 1.8 3.1 3.2 3.3 3.4 7.1 7.2 7.3 7.4

● 2.1 2.2 2.3 4.1 4.2 4.3 5.1 5.2 5.3

| $d_1$ Ø "/Nr./letter | $d_1$ Ø mm | $d_1$ decimal Inch | $l_2$ mm | $l_1$ mm | $l_3$ mm | $d_2$ Ø mm | e-Code |
|---|---|---|---|---|---|---|---|
| | 3.00 | 0.1181 | 20 | 62 | 36 | 6 | **R5583.0** |
| | 3.10 | 0.1220 | 20 | 62 | 36 | 6 | **R5583.1** |
| **1/8** | 3.18 | 0.1252 | 20 | 62 | 36 | 6 | **R5581/8** |
| | 3.20 | 0.1260 | 20 | 62 | 36 | 6 | **R5583.2** |
| | 3.30 | 0.1299 | 20 | 62 | 36 | 6 | **R5583.3** |
| | 3.40 | 0.1339 | 20 | 62 | 36 | 6 | **R5583.4** |
| | 3.50 | 0.1378 | 20 | 62 | 36 | 6 | **R5583.5** |
| | 3.60 | 0.1417 | 20 | 62 | 36 | 6 | **R5583.6** |
| | 3.70 | 0.1457 | 20 | 62 | 36 | 6 | **R5583.7** |
| | 3.80 | 0.1496 | 24 | 66 | 36 | 6 | **R5583.8** |
| | 3.90 | 0.1535 | 24 | 66 | 36 | 6 | **R5583.9** |
| **5/32** | 3.97 | 0.1563 | 24 | 66 | 36 | 6 | **R5585/32** |
| | 4.00 | 0.1575 | 24 | 66 | 36 | 6 | **R5584.0** |
| | 4.10 | 0.1614 | 24 | 66 | 36 | 6 | **R5584.1** |
| | 4.20 | 0.1654 | 24 | 66 | 36 | 6 | **R5584.2** |
| | 4.30 | 0.1693 | 24 | 66 | 36 | 6 | **R5584.3** |
| | 4.40 | 0.1732 | 24 | 66 | 36 | 6 | **R5584.4** |
| | 4.50 | 0.1772 | 24 | 66 | 36 | 6 | **R5584.5** |
| | 4.60 | 0.1811 | 24 | 66 | 36 | 6 | **R5584.6** |
| | 4.70 | 0.1850 | 24 | 66 | 36 | 6 | **R5584.7** |
| **3/16** | 4.76 | 0.1874 | 28 | 66 | 36 | 6 | **R5583/16** |
| | 4.80 | 0.1890 | 28 | 66 | 36 | 6 | **R5584.8** |
| | 4.90 | 0.1929 | 28 | 66 | 36 | 6 | **R5584.9** |
| | 5.00 | 0.1969 | 28 | 66 | 36 | 6 | **R5585.0** |
| | 5.10 | 0.2008 | 28 | 66 | 36 | 6 | **R5585.1** |
| **N7** | 5.11 | 0.2012 | 28 | 66 | 36 | 6 | **R558N7** |
| | 5.20 | 0.2047 | 28 | 66 | 36 | 6 | **R5585.2** |
| | 5.30 | 0.2087 | 28 | 66 | 36 | 6 | **R5585.3** |
| | 5.40 | 0.2126 | 28 | 66 | 36 | 6 | **R5585.4** |
| | 5.50 | 0.2165 | 28 | 66 | 36 | 6 | **R5585.5** |
| | 5.60 | 0.2205 | 28 | 66 | 36 | 6 | **R5585.6** |
| | 5.70 | 0.2244 | 28 | 66 | 36 | 6 | **R5585.7** |
| | 5.80 | 0.2283 | 28 | 66 | 36 | 6 | **R5585.8** |
| | 5.90 | 0.2323 | 28 | 66 | 36 | 6 | **R5585.9** |
| | 6.00 | 0.2362 | 28 | 66 | 36 | 6 | **R5586.0** |
| | 6.10 | 0.2402 | 34 | 66 | 36 | 8 | **R5586.1** |
| | 6.20 | 0.2441 | 34 | 79 | 36 | 8 | **R5586.2** |
| | 6.30 | 0.2480 | 34 | 79 | 36 | 8 | **R5586.3** |
| **1/4** | 6.35 | 0.2500 | 34 | 79 | 36 | 8 | **R5581/4** |
| | 6.40 | 0.2520 | 34 | 79 | 36 | 8 | **R5586.4** |
| | 6.50 | 0.2559 | 34 | 79 | 36 | 8 | **R5586.5** |
| **F** | 6.53 | 0.2571 | 34 | 79 | 36 | 8 | **R558F** |
| | 6.60 | 0.2598 | 34 | 79 | 36 | 8 | **R5586.6** |
| | 6.70 | 0.2638 | 34 | 79 | 36 | 8 | **R5586.7** |

| $d_1$ Ø "/Nr./letter | $d_1$ Ø mm | $d_1$ decimal Inch | $l_2$ mm | $l_1$ mm | $l_3$ mm | $d_2$ Ø mm | e-Code |
|---|---|---|---|---|---|---|---|
| | 6.80 | 0.2677 | 34 | 79 | 36 | 8 | **R5586.8** |
| | 6.90 | 0.2717 | 34 | 79 | 36 | 8 | **R5586.9** |
| **I** | 6.91 | 0.2720 | 34 | 79 | 36 | 8 | **R558I** |
| | 7.00 | 0.2756 | 34 | 79 | 36 | 8 | **R5587.0** |
| | 7.10 | 0.2795 | 41 | 79 | 36 | 8 | **R5587.1** |
| | 7.20 | 0.2835 | 41 | 79 | 36 | 8 | **R5587.2** |
| | 7.30 | 0.2874 | 41 | 79 | 36 | 8 | **R5587.3** |
| | 7.40 | 0.2913 | 41 | 79 | 36 | 8 | **R5587.4** |
| | 7.50 | 0.2953 | 41 | 79 | 36 | 8 | **R5587.5** |
| | 7.60 | 0.2992 | 41 | 79 | 36 | 8 | **R5587.6** |
| | 7.70 | 0.3031 | 41 | 79 | 36 | 8 | **R5587.7** |
| | 7.80 | 0.3071 | 41 | 79 | 36 | 8 | **R5587.8** |
| | 7.90 | 0.3110 | 41 | 79 | 36 | 8 | **R5587.9** |
| **5/16** | 7.94 | 0.3126 | 41 | 79 | 36 | 8 | **R5585/16** |
| | 8.00 | 0.3150 | 41 | 79 | 36 | 8 | **R5588.0** |
| | 8.10 | 0.3189 | 47 | 89 | 40 | 10 | **R5588.1** |
| | 8.20 | 0.3228 | 47 | 89 | 40 | 10 | **R5588.2** |
| | 8.30 | 0.3268 | 47 | 89 | 40 | 10 | **R5588.3** |
| **21/64** | 8.33 | 0.3280 | 47 | 89 | 40 | 10 | **R55821/64** |
| | 8.40 | 0.3307 | 47 | 89 | 40 | 10 | **R5588.4** |
| **Q** | 8.43 | 0.3318 | 47 | 89 | 40 | 10 | **R558Q** |
| | 8.50 | 0.3346 | 47 | 89 | 40 | 10 | **R5588.5** |
| | 8.60 | 0.3386 | 47 | 89 | 40 | 10 | **R5588.6** |
| **R** | 8.61 | 0.3390 | 47 | 89 | 40 | 10 | **R558R** |
| | 8.70 | 0.3425 | 47 | 89 | 40 | 10 | **R5588.7** |
| | 8.80 | 0.3464 | 47 | 89 | 40 | 10 | **R5588.8** |
| | 8.90 | 0.3504 | 47 | 89 | 40 | 10 | **R5588.9** |
| | 9.00 | 0.3543 | 47 | 89 | 40 | 10 | **R5589.0** |
| | 9.10 | 0.3583 | 47 | 89 | 40 | 10 | **R5589.1** |
| | 9.20 | 0.3622 | 47 | 89 | 40 | 10 | **R5589.2** |
| | 9.30 | 0.3661 | 47 | 89 | 40 | 10 | **R5589.3** |
| | 9.40 | 0.3701 | 47 | 89 | 40 | 10 | **R5589.4** |
| | 9.50 | 0.3740 | 47 | 89 | 40 | 10 | **R5589.5** |
| **3/8** | 9.53 | 0.3752 | 47 | 89 | 40 | 10 | **R5583/8** |
| | 9.60 | 0.3780 | 47 | 89 | 40 | 10 | **R5589.6** |
| | 9.70 | 0.3819 | 47 | 89 | 40 | 10 | **R5589.7** |
| | 9.80 | 0.3858 | 47 | 89 | 40 | 10 | **R5589.8** |
| | 9.90 | 0.3898 | 47 | 89 | 40 | 10 | **R5589.9** |
| | 10.00 | 0.3937 | 47 | 89 | 40 | 10 | **R55810.0** |
| | 10.10 | 0.3976 | 55 | 102 | 45 | 12 | **R55810.1** |
| | 10.20 | 0.4016 | 55 | 102 | 45 | 12 | **R55810.2** |
| | 10.30 | 0.4055 | 55 | 102 | 45 | 12 | **R55810.3** |
| | 10.40 | 0.4094 | 55 | 102 | 45 | 12 | **R55810.4** |
| | 10.50 | 0.4134 | 55 | 102 | 45 | 12 | **R55810.5** |

# R558

| $d_1$ Ø "/Nr./letter | $d_1$ Ø mm | $d_1$ decimal Inch | $l_2$ mm | $l_1$ mm | $l_3$ mm | $d_2$ Ø mm | e-Code |
|---|---|---|---|---|---|---|---|
| | 10.60 | 0.4173 | 55 | 102 | 45 | 12 | **R55810.6** |
| | 10.70 | 0.4213 | 55 | 102 | 45 | 12 | **R55810.7** |
| **27/64** | 10.72 | 0.4220 | 55 | 102 | 45 | 12 | **R55827/64** |
| | 10.80 | 0.4252 | 55 | 102 | 45 | 12 | **R55810.8** |
| | 10.90 | 0.4291 | 55 | 102 | 45 | 12 | **R55810.9** |
| | 11.00 | 0.4331 | 55 | 102 | 45 | 12 | **R55811.0** |
| | 11.10 | 0.4370 | 55 | 102 | 45 | 12 | **R55811.1** |
| **7/16** | 11.11 | 0.4374 | 55 | 102 | 45 | 12 | **R5587/16** |
| | 11.20 | 0.4409 | 55 | 102 | 45 | 12 | **R55811.2** |
| | 11.30 | 0.4449 | 55 | 102 | 45 | 12 | **R55811.3** |
| | 11.40 | 0.4488 | 55 | 102 | 45 | 12 | **R55811.4** |
| | 11.50 | 0.4528 | 55 | 102 | 45 | 12 | **R55811.5** |
| **29/64** | 11.51 | 0.4531 | 55 | 102 | 45 | 12 | **R55829/64** |
| | 11.60 | 0.4567 | 55 | 102 | 45 | 12 | **R55811.6** |
| | 11.70 | 0.4606 | 55 | 102 | 45 | 12 | **R55811.7** |
| | 11.80 | 0.4646 | 55 | 102 | 45 | 12 | **R55811.8** |
| | 11.90 | 0.4685 | 55 | 102 | 45 | 12 | **R55811.9** |
| **15/32** | 11.91 | 0.4689 | 55 | 102 | 45 | 12 | **R55815/32** |
| | 12.00 | 0.4724 | 55 | 107 | 45 | 12 | **R55812.0** |
| | 12.10 | 0.4764 | 60 | 107 | 45 | 14 | **R55812.1** |
| | 12.20 | 0.4803 | 60 | 107 | 45 | 14 | **R55812.2** |
| | 12.30 | 0.4843 | 60 | 107 | 45 | 14 | **R55812.3** |
| **31/64** | 12.30 | 0.4843 | 60 | 107 | 45 | 14 | **R55831/64** |
| | 12.40 | 0.4882 | 60 | 107 | 45 | 14 | **R55812.4** |
| | 12.50 | 0.4921 | 60 | 107 | 45 | 14 | **R55812.5** |
| | 12.60 | 0.4961 | 60 | 107 | 45 | 14 | **R55812.6** |
| **1/2** | 12.70 | 0.5039 | 60 | 107 | 45 | 14 | **R5581/2** |
| | 12.70 | 0.5039 | 60 | 107 | 45 | 14 | **R55812.8** |
| | 13.00 | 0.5118 | 60 | 107 | 45 | 14 | **R55813.0** |
| | 13.20 | 0.5197 | 60 | 107 | 45 | 14 | **R55813.2** |
| | 13.30 | 0.5236 | 60 | 107 | 45 | 14 | **R55813.3** |
| | 13.50 | 0.5315 | 60 | 107 | 45 | 14 | **R55813.5** |
| | 13.75 | 0.5413 | 60 | 107 | 45 | 14 | **R55813.75** |
| | 13.90 | 0.5472 | 60 | 107 | 45 | 14 | **R55813.9** |

| $d_1$ Ø "/Nr./letter | $d_1$ Ø mm | $d_1$ decimal Inch | $l_2$ mm | $l_1$ mm | $l_3$ mm | $d_2$ Ø mm | e-Code |
|---|---|---|---|---|---|---|---|
| | 14.00 | 0.5512 | 60 | 115 | 45 | 14 | **R55814.0** |
| | 14.20 | 0.5591 | 65 | 115 | 48 | 16 | **R55814.2** |
| | 14.25 | 0.5610 | 65 | 115 | 48 | 16 | **R55814.25** |
| **9/16** | 14.28 | 0.5622 | 65 | 115 | 48 | 16 | **R5589/16** |
| | 14.50 | 0.5709 | 65 | 115 | 48 | 16 | **R55814.5** |
| | 14.60 | 0.5748 | 65 | 115 | 48 | 16 | **R55814.6** |
| | 14.80 | 0.5827 | 65 | 115 | 48 | 16 | **R55814.8** |
| | 15.00 | 0.5906 | 65 | 115 | 48 | 16 | **R55815.0** |
| | 15.10 | 0.5945 | 65 | 115 | 48 | 16 | **R55815.1** |
| | 15.30 | 0.6024 | 65 | 115 | 48 | 16 | **R55815.3** |
| | 15.50 | 0.6102 | 65 | 115 | 48 | 16 | **R55815.5** |
| | 15.60 | 0.6142 | 65 | 115 | 48 | 16 | **R55815.6** |
| | 15.75 | 0.6201 | 65 | 115 | 48 | 16 | **R55815.75** |
| | 16.00 | 0.6299 | 65 | 115 | 48 | 16 | **R55816.0** |
| | 16.10 | 0.6339 | 73 | 123 | 48 | 18 | **R55816.1** |
| | 16.50 | 0.6496 | 73 | 123 | 48 | 18 | **R55816.5** |
| | 16.60 | 0.6535 | 73 | 123 | 48 | 18 | **R55816.6** |
| | 16.80 | 0.6614 | 73 | 123 | 48 | 18 | **R55816.8** |
| | 17.00 | 0.6693 | 73 | 123 | 48 | 18 | **R55817.0** |
| | 17.10 | 0.6732 | 73 | 123 | 48 | 18 | **R55817.1** |
| | 17.50 | 0.6890 | 73 | 123 | 48 | 18 | **R55817.5** |
| | 17.60 | 0.6929 | 73 | 123 | 48 | 18 | **R55817.6** |
| | 17.75 | 0.6988 | 73 | 123 | 48 | 18 | **R55817.75** |
| | 18.00 | 0.7087 | 73 | 131 | 48 | 18 | **R55818.0** |
| | 18.10 | 0.7126 | 79 | 131 | 50 | 20 | **R55818.1** |
| | 18.50 | 0.7283 | 79 | 131 | 50 | 20 | **R55818.5** |
| | 18.60 | 0.7323 | 79 | 131 | 50 | 20 | **R55818.6** |
| | 19.00 | 0.7480 | 79 | 131 | 50 | 20 | **R55819.0** |
| | 19.10 | 0.7520 | 79 | 131 | 50 | 20 | **R55819.1** |
| | 19.30 | 0.7598 | 79 | 131 | 50 | 20 | **R55819.3** |
| | 19.50 | 0.7677 | 79 | 131 | 50 | 20 | **R55819.5** |
| | 19.60 | 0.7717 | 79 | 131 | 50 | 20 | **R55819.6** |
| | 20.00 | 0.7874 | 79 | 131 | 50 | 20 | **R55820.0** |

# R557

DORMER

- CDX Drill Short
- CDX Spiralbohrer, kurz
- CDX Spiraalboren
- Foret CDX
- Broca CDX, Short
- Broca CDX Curta

CDX

## R557

■ 1.1 1.2 1.3 1.4 1.5 1.6 2.1 2.2 2.3 2.4 3.1 3.2 3.3 3.4 4.1 4.2 4.3 5.1 5.2 5.3 7.1 7.2 7.3 7.4

● 1.7 1.8

| $d_1$ Ø mm | $d_1$ decimal Inch | $l_2$ mm | $l_1$ mm | $l_3$ mm | $d_2$ Ø mm | e-Code |
|---|---|---|---|---|---|---|
| 3.00 | 0.1181 | 20 | 62 | 36 | 6 | R5573.0 |
| 3.10 | 0.1220 | 20 | 62 | 36 | 6 | R5573.1 |
| 3.20 | 0.1260 | 20 | 62 | 36 | 6 | R5573.2 |
| 3.30 | 0.1299 | 20 | 62 | 36 | 6 | R5573.3 |
| 3.40 | 0.1339 | 20 | 62 | 36 | 6 | R5573.4 |
| 3.50 | 0.1378 | 20 | 62 | 36 | 6 | R5573.5 |
| 3.60 | 0.1417 | 20 | 62 | 36 | 6 | R5573.6 |
| 3.70 | 0.1457 | 20 | 62 | 36 | 6 | R5573.7 |
| 3.80 | 0.1496 | 24 | 66 | 36 | 6 | R5573.8 |
| 3.90 | 0.1535 | 24 | 66 | 36 | 6 | R5573.9 |
| 4.00 | 0.1575 | 24 | 66 | 36 | 6 | R5574.0 |
| 4.10 | 0.1614 | 24 | 66 | 36 | 6 | R5574.1 |
| 4.20 | 0.1654 | 24 | 66 | 36 | 6 | R5574.2 |
| 4.30 | 0.1693 | 24 | 66 | 36 | 6 | R5574.3 |
| 4.40 | 0.1732 | 24 | 66 | 36 | 6 | R5574.4 |
| 4.50 | 0.1772 | 24 | 66 | 36 | 6 | R5574.5 |
| 4.60 | 0.1811 | 24 | 66 | 36 | 6 | R5574.6 |
| 4.70 | 0.1850 | 24 | 66 | 36 | 6 | R5574.7 |
| 4.80 | 0.1890 | 28 | 66 | 36 | 6 | R5574.8 |
| 4.90 | 0.1929 | 28 | 66 | 36 | 6 | R5574.9 |
| 5.00 | 0.1969 | 28 | 66 | 36 | 6 | R5575.0 |
| 5.10 | 0.2008 | 28 | 66 | 36 | 6 | R5575.1 |
| 5.20 | 0.2047 | 28 | 66 | 36 | 6 | R5575.2 |
| 5.30 | 0.2087 | 28 | 66 | 36 | 6 | R5575.3 |
| 5.40 | 0.2126 | 28 | 66 | 36 | 6 | R5575.4 |
| 5.50 | 0.2165 | 28 | 66 | 36 | 6 | R5575.5 |
| 5.60 | 0.2205 | 28 | 66 | 36 | 6 | R5575.6 |
| 5.70 | 0.2244 | 28 | 66 | 36 | 6 | R5575.7 |
| 5.80 | 0.2283 | 28 | 66 | 36 | 6 | R5575.8 |
| 5.90 | 0.2323 | 28 | 66 | 36 | 6 | R5575.9 |
| 6.00 | 0.2362 | 28 | 66 | 36 | 6 | R5576.0 |
| 6.10 | 0.2402 | 34 | 79 | 36 | 8 | R5576.1 |
| 6.20 | 0.2441 | 34 | 79 | 36 | 8 | R5576.2 |
| 6.30 | 0.2480 | 34 | 79 | 36 | 8 | R5576.3 |
| 6.40 | 0.2520 | 34 | 79 | 36 | 8 | R5576.4 |
| 6.50 | 0.2559 | 34 | 79 | 36 | 8 | R5576.5 |
| 6.60 | 0.2598 | 34 | 79 | 36 | 8 | R5576.6 |
| 6.70 | 0.2638 | 34 | 79 | 36 | 8 | R5576.7 |
| 6.80 | 0.2677 | 34 | 79 | 36 | 8 | R5576.8 |
| 6.90 | 0.2717 | 34 | 79 | 36 | 8 | R5576.9 |
| 7.00 | 0.2756 | 34 | 79 | 36 | 8 | R5577.0 |
| 7.10 | 0.2795 | 41 | 79 | 36 | 8 | R5577.1 |
| 7.20 | 0.2835 | 41 | 79 | 36 | 8 | R5577.2 |
| 7.30 | 0.2874 | 41 | 79 | 36 | 8 | R5577.3 |

| $d_1$ Ø mm | $d_1$ decimal Inch | $l_2$ mm | $l_1$ mm | $l_3$ mm | $d_2$ Ø mm | e-Code |
|---|---|---|---|---|---|---|
| 7.40 | 0.2913 | 41 | 79 | 36 | 8 | R5577.4 |
| 7.50 | 0.2953 | 41 | 79 | 36 | 8 | R5577.5 |
| 7.60 | 0.2992 | 41 | 79 | 36 | 8 | R5577.6 |
| 7.70 | 0.3031 | 41 | 79 | 36 | 8 | R5577.7 |
| 7.80 | 0.3071 | 41 | 79 | 36 | 8 | R5577.8 |
| 7.90 | 0.3110 | 41 | 79 | 36 | 8 | R5577.9 |
| 8.00 | 0.3150 | 41 | 79 | 36 | 8 | R5578.0 |
| 8.10 | 0.3189 | 47 | 89 | 40 | 10 | R5578.1 |
| 8.20 | 0.3228 | 47 | 89 | 40 | 10 | R5578.2 |
| 8.30 | 0.3268 | 47 | 89 | 40 | 10 | R5578.3 |
| 8.40 | 0.3307 | 47 | 89 | 40 | 10 | R5578.4 |
| 8.50 | 0.3346 | 47 | 89 | 40 | 10 | R5578.5 |
| 8.60 | 0.3386 | 47 | 89 | 40 | 10 | R5578.6 |
| 8.70 | 0.3425 | 47 | 89 | 40 | 10 | R5578.7 |
| 8.80 | 0.3465 | 47 | 89 | 40 | 10 | R5578.8 |
| 8.90 | 0.3504 | 47 | 89 | 40 | 10 | R5578.9 |
| 9.00 | 0.3543 | 47 | 89 | 40 | 10 | R5579.0 |
| 9.10 | 0.3583 | 47 | 89 | 40 | 10 | R5579.1 |
| 9.20 | 0.3622 | 47 | 89 | 40 | 10 | R5579.2 |
| 9.30 | 0.3661 | 47 | 89 | 40 | 10 | R5579.3 |
| 9.40 | 0.3701 | 47 | 89 | 40 | 10 | R5579.4 |
| 9.50 | 0.3740 | 47 | 89 | 40 | 10 | R5579.5 |
| 9.60 | 0.3780 | 47 | 89 | 40 | 10 | R5579.6 |
| 9.70 | 0.3819 | 47 | 89 | 40 | 10 | R5579.7 |
| 9.80 | 0.3858 | 47 | 89 | 40 | 10 | R5579.8 |
| 9.90 | 0.3898 | 47 | 89 | 40 | 10 | R5579.9 |
| 10.00 | 0.3937 | 47 | 89 | 40 | 10 | R55710.0 |
| 10.10 | 0.3976 | 55 | 102 | 45 | 12 | R55710.1 |
| 10.20 | 0.4016 | 55 | 102 | 45 | 12 | R55710.2 |
| 10.30 | 0.4055 | 55 | 102 | 45 | 12 | R55710.3 |
| 10.40 | 0.4094 | 55 | 102 | 45 | 12 | R55710.4 |
| 10.50 | 0.4134 | 55 | 102 | 45 | 12 | R55710.5 |
| 10.60 | 0.4173 | 55 | 102 | 45 | 12 | R55710.6 |
| 10.70 | 0.4213 | 55 | 102 | 45 | 12 | R55710.7 |
| 10.80 | 0.4252 | 55 | 102 | 45 | 12 | R55710.8 |
| 10.90 | 0.4291 | 55 | 102 | 45 | 12 | R55710.9 |
| 11.00 | 0.4331 | 55 | 102 | 45 | 12 | R55711.0 |
| 11.10 | 0.4370 | 55 | 102 | 45 | 12 | R55711.1 |
| 11.20 | 0.4409 | 55 | 102 | 45 | 12 | R55711.2 |
| 11.30 | 0.4449 | 55 | 102 | 45 | 12 | R55711.3 |
| 11.40 | 0.4488 | 55 | 102 | 45 | 12 | R55711.4 |
| 11.50 | 0.4528 | 55 | 102 | 45 | 12 | R55711.5 |
| 11.60 | 0.4567 | 55 | 102 | 45 | 12 | R55711.6 |
| 11.70 | 0.4606 | 55 | 102 | 45 | 12 | R55711.7 |

# R557

| $d_1$ Ø mm | $d_1$ decimal Inch | $l_2$ mm | $l_1$ mm | $l_3$ mm | $d_2$ Ø mm | e-Code |
|---|---|---|---|---|---|---|
| **11.80** | 0.4646 | 55 | 102 | 45 | 12 | **R55711.8** |
| **11.90** | 0.4685 | 55 | 102 | 45 | 12 | **R55711.9** |
| **12.00** | 0.4724 | 55 | 102 | 45 | 12 | **R55712.0** |
| **12.10** | 0.4764 | 60 | 107 | 45 | 14 | **R55712.1** |
| **12.20** | 0.4803 | 60 | 107 | 45 | 14 | **R55712.2** |
| **12.50** | 0.4921 | 60 | 107 | 45 | 14 | **R55712.5** |
| **12.80** | 0.5039 | 60 | 107 | 45 | 14 | **R55712.8** |
| **13.00** | 0.5118 | 60 | 107 | 45 | 14 | **R55713.0** |
| **13.50** | 0.5315 | 60 | 107 | 45 | 14 | **R55713.5** |
| **14.00** | 0.5512 | 60 | 107 | 45 | 14 | **R55714.0** |
| **14.20** | 0.5591 | 65 | 115 | 48 | 16 | **R55714.2** |
| **14.25** | 0.5610 | 65 | 115 | 48 | 16 | **R55714.25** |
| **14.50** | 0.5709 | 65 | 115 | 48 | 16 | **R55714.5** |
| **15.00** | 0.5906 | 65 | 115 | 48 | 16 | **R55715.0** |

| $d_1$ Ø mm | $d_1$ decimal Inch | $l_2$ mm | $l_1$ mm | $l_3$ mm | $d_2$ Ø mm | e-Code |
|---|---|---|---|---|---|---|
| **15.10** | 0.5945 | 65 | 115 | 48 | 16 | **R55715.1** |
| **15.50** | 0.6102 | 65 | 115 | 48 | 16 | **R55715.5** |
| **16.00** | 0.6299 | 65 | 115 | 48 | 16 | **R55716.0** |
| **16.50** | 0.6496 | 73 | 123 | 48 | 18 | **R55716.5** |
| **17.00** | 0.6693 | 73 | 123 | 48 | 18 | **R55717.0** |
| **17.50** | 0.6890 | 73 | 123 | 48 | 18 | **R55717.5** |
| **18.00** | 0.7087 | 73 | 123 | 48 | 18 | **R55718.0** |
| **18.50** | 0.7283 | 79 | 131 | 50 | 20 | **R55718.5** |
| **19.00** | 0.7480 | 79 | 131 | 50 | 20 | **R55719.0** |
| **19.50** | 0.7677 | 79 | 131 | 50 | 20 | **R55719.5** |
| **20.00** | 0.7874 | 79 | 131 | 50 | 20 | **R55720.0** |

# R567

DORMER

- CDX-Inox Drill
- CDX-Inox Spiralbohrer
- CDX-Inox spiraalboren
- Foret CDX-Inox
- Broca CDX-Inox
- Broca CDX-Inox

NEW
2007.10

CDX-Inox



## R567

■ 2.1 2.2 2.3 2.4 4.1 4.2 4.3 5.1 5.2 5.3

| $d_1$ Ø Inch | $d_1$ Ø mm | $d_1$ decimal Inch | $l_2$ mm | $l_1$ mm | $l_3$ mm | $d_2$ Ø mm | e-Code |
|---|---|---|---|---|---|---|---|
| | 3.00 | 0.1181 | 20 | 62 | 36 | 6 | **R5673.0** |
| **1/8** | 3.17 | 0.1248 | 20 | 62 | 36 | 6 | **R5671/8** |
| | 3.20 | 0.1260 | 20 | 62 | 36 | 6 | **R5673.2** |
| | 3.30 | 0.1299 | 20 | 62 | 36 | 6 | **R5673.3** |
| | 3.40 | 0.1339 | 20 | 62 | 36 | 6 | **R5673.4** |
| | 3.50 | 0.1378 | 20 | 62 | 36 | 6 | **R5673.5** |
| **9/64** | 3.57 | 0.1406 | 20 | 62 | 36 | 6 | **R5679/64** |
| | 3.80 | 0.1496 | 24 | 66 | 36 | 6 | **R5673.8** |
| | 3.90 | 0.1535 | 24 | 66 | 36 | 6 | **R5673.9** |
| **5/32** | 3.97 | 0.1563 | 24 | 66 | 36 | 6 | **R5675/32** |
| | 4.00 | 0.1575 | 24 | 66 | 36 | 6 | **R5674.0** |
| | 4.10 | 0.1614 | 24 | 66 | 36 | 6 | **R5674.1** |
| | 4.20 | 0.1654 | 24 | 66 | 36 | 6 | **R5674.2** |
| | 4.30 | 0.1693 | 24 | 66 | 36 | 6 | **R5674.3** |
| **11/64** | 4.37 | 0.1720 | 24 | 66 | 36 | 6 | **R56711/64** |
| | 4.50 | 0.1772 | 24 | 66 | 36 | 6 | **R5674.5** |
| **3/16** | 4.76 | 0.1874 | 28 | 66 | 36 | 6 | **R5673/16** |
| | 5.00 | 0.1969 | 28 | 66 | 36 | 6 | **R5675.0** |
| | 5.10 | 0.2008 | 28 | 66 | 36 | 6 | **R5675.1** |
| **13/64** | 5.16 | 0.2031 | 28 | 66 | 36 | 6 | **R56713/64** |
| | 5.20 | 0.2047 | 28 | 66 | 36 | 6 | **R5675.2** |
| | 5.50 | 0.2165 | 28 | 66 | 36 | 6 | **R5675.5** |
| **7/32** | 5.56 | 0.2189 | 28 | 66 | 36 | 6 | **R5677/32** |
| | 5.80 | 0.2283 | 28 | 66 | 36 | 6 | **R5675.8** |
| | 6.00 | 0.2362 | 28 | 66 | 36 | 6 | **R5676.0** |
| | 6.30 | 0.2480 | 34 | 79 | 36 | 8 | **R5676.3** |
| **1/4** | 6.35 | 0.2500 | 34 | 79 | 36 | 8 | **R5671/4** |
| | 6.50 | 0.2559 | 34 | 79 | 36 | 8 | **R5676.5** |
| | 6.60 | 0.2598 | 34 | 79 | 36 | 8 | **R5676.6** |
| **17/64** | 6.75 | 0.2657 | 34 | 79 | 36 | 8 | **R56717/64** |
| | 6.80 | 0.2677 | 34 | 79 | 36 | 8 | **R5676.8** |
| | 6.90 | 0.2717 | 34 | 79 | 36 | 8 | **R5676.9** |
| | 7.00 | 0.2756 | 34 | 79 | 36 | 8 | **R5677.0** |
| **9/32** | 7.14 | 0.2811 | 41 | 79 | 36 | 8 | **R5679/32** |
| | 7.30 | 0.2874 | 41 | 79 | 36 | 8 | **R5677.3** |
| | 7.40 | 0.2913 | 41 | 79 | 36 | 8 | **R5677.4** |
| | 7.50 | 0.2953 | 41 | 79 | 36 | 8 | **R5677.5** |
| **19/64** | 7.54 | 0.2969 | 41 | 79 | 36 | 8 | **R56719/64** |
| **5/16** | 7.94 | 0.3126 | 41 | 79 | 36 | 8 | **R5675/16** |
| | 8.00 | 0.3150 | 41 | 79 | 36 | 8 | **R5678.0** |
| **21/64** | 8.33 | 0.3280 | 47 | 89 | 40 | 10 | **R56721/64** |
| | 8.50 | 0.3346 | 47 | 89 | 40 | 10 | **R5678.5** |
| | 8.60 | 0.3386 | 47 | 89 | 40 | 10 | **R5678.6** |
| | 8.70 | 0.3425 | 47 | 89 | 40 | 10 | **R5678.7** |
| **11/32** | 8.73 | 0.3437 | 47 | 89 | 40 | 10 | **R56711/32** |
| | 8.80 | 0.3465 | 47 | 89 | 40 | 10 | **R5678.8** |

| $d_1$ Ø Inch | $d_1$ Ø mm | $d_1$ decimal Inch | $l_2$ mm | $l_1$ mm | $l_3$ mm | $d_2$ Ø mm | e-Code |
|---|---|---|---|---|---|---|---|
| | 9.00 | 0.3543 | 47 | 89 | 40 | 10 | **R5679.0** |
| **23/64** | 9.13 | 0.3594 | 47 | 89 | 40 | 10 | **R56723/64** |
| | 9.30 | 0.3661 | 47 | 89 | 40 | 10 | **R5679.3** |
| | 9.40 | 0.3701 | 47 | 89 | 40 | 10 | **R5679.4** |
| | 9.50 | 0.3740 | 47 | 89 | 40 | 10 | **R5679.5** |
| **3/8** | 9.52 | 0.3748 | 47 | 89 | 40 | 10 | **R5673/8** |
| **25/64** | 9.92 | 0.3906 | 47 | 89 | 40 | 10 | **R56725/64** |
| | 10.00 | 0.3937 | 47 | 89 | 40 | 10 | **R56710.0** |
| | 10.20 | 0.4016 | 55 | 102 | 45 | 12 | **R56710.2** |
| | 10.30 | 0.4055 | 55 | 102 | 45 | 12 | **R56710.3** |
| **13/32** | 10.32 | 0.4063 | 55 | 102 | 45 | 12 | **R56713/32** |
| | 10.40 | 0.4094 | 55 | 102 | 45 | 12 | **R56710.4** |
| | 10.50 | 0.4134 | 55 | 102 | 45 | 12 | **R56710.5** |
| **27/64** | 10.72 | 0.4220 | 55 | 102 | 45 | 12 | **R56727/64** |
| | 10.80 | 0.4252 | 55 | 102 | 45 | 12 | **R56710.8** |
| | 11.00 | 0.4331 | 55 | 102 | 45 | 12 | **R56711.0** |
| | 11.10 | 0.4370 | 55 | 102 | 45 | 12 | **R56711.1** |
| **7/16** | 11.11 | 0.4374 | 55 | 102 | 45 | 12 | **R5677/16** |
| | 11.20 | 0.4409 | 55 | 102 | 45 | 12 | **R56711.2** |
| | 11.50 | 0.4528 | 55 | 102 | 45 | 12 | **R56711.5** |
| **29/64** | 11.51 | 0.4531 | 55 | 102 | 45 | 12 | **R56729/64** |
| | 11.80 | 0.4646 | 55 | 102 | 45 | 12 | **R56711.8** |
| **15/32** | 11.91 | 0.4689 | 55 | 102 | 45 | 12 | **R56715/32** |
| | 12.00 | 0.4724 | 55 | 102 | 45 | 12 | **R56712.0** |
| | 12.10 | 0.4764 | 60 | 107 | 45 | 14 | **R56712.1** |
| | 12.20 | 0.4803 | 60 | 107 | 45 | 14 | **R56712.2** |
| **31/64** | 12.30 | 0.4843 | 60 | 107 | 45 | 14 | **R56731/64** |
| | 12.50 | 0.4921 | 60 | 107 | 45 | 14 | **R56712.5** |
| **1/2** | 12.70 | 0.5000 | 60 | 107 | 45 | 14 | **R5671/2** |
| | 13.00 | 0.5118 | 60 | 107 | 45 | 14 | **R56713.0** |
| **33/64** | 13.10 | 0.5157 | 60 | 107 | 45 | 14 | **R56733/64** |
| **17/32** | 13.49 | 0.5311 | 60 | 107 | 45 | 14 | **R56717/32** |
| | 13.50 | 0.5315 | 60 | 107 | 45 | 14 | **R56713.5** |
| **35/64** | 13.89 | 0.5469 | 60 | 107 | 45 | 14 | **R56735/64** |
| | 14.00 | 0.5512 | 60 | 107 | 45 | 14 | **R56714.0** |
| | 14.20 | 0.5591 | 65 | 115 | 48 | 16 | **R56714.2** |
| | 14.25 | 0.5610 | 65 | 115 | 48 | 16 | **R56714.25** |
| **9/16** | 14.29 | 0.5626 | 65 | 115 | 48 | 16 | **R5679/16** |
| | 14.50 | 0.5709 | 65 | 115 | 48 | 16 | **R56714.5** |
| **37/64** | 14.68 | 0.5780 | 65 | 115 | 48 | 16 | **R56737/64** |
| | 14.75 | 0.5807 | 65 | 115 | 48 | 16 | **R56714.75** |
| | 15.00 | 0.5906 | 65 | 115 | 48 | 16 | **R56715.0** |
| **19/32** | 15.08 | 0.5937 | 65 | 115 | 48 | 16 | **R56719/32** |
| | 15.50 | 0.6102 | 65 | 115 | 48 | 16 | **R56715.5** |
| **5/8** | 15.88 | 0.6252 | 65 | 115 | 48 | 16 | **R5675/8** |
| | 16.00 | 0.6299 | 65 | 115 | 48 | 16 | **R56716.0** |

# R567

| $d_1$ Ø Inch | $d_1$ Ø mm | $d_1$ decimal Inch | $l_2$ mm | $l_1$ mm | $l_3$ mm | $d_2$ Ø mm | e-Code |
|---|---|---|---|---|---|---|---|
| | 16.08 | 0.6331 | 73 | 123 | 48 | 18 | **R56716.08** |
| | 16.50 | 0.6496 | 73 | 123 | 48 | 18 | **R56716.5** |
| **21/32** | 16.67 | 0.6563 | 73 | 123 | 48 | 18 | **R56721/32** |
| | 17.00 | 0.6693 | 73 | 123 | 48 | 18 | **R56717.0** |
| **11/16** | 17.46 | 0.6874 | 73 | 123 | 48 | 18 | **R56711/16** |
| | 17.50 | 0.6890 | 73 | 123 | 48 | 18 | **R56717.5** |
| | 17.90 | 0.7047 | 73 | 123 | 48 | 18 | **R56717.9** |
| | 18.00 | 0.7087 | 73 | 123 | 48 | 18 | **R56718.0** |

| $d_1$ Ø Inch | $d_1$ Ø mm | $d_1$ decimal Inch | $l_2$ mm | $l_1$ mm | $l_3$ mm | $d_2$ Ø mm | e-Code |
|---|---|---|---|---|---|---|---|
| | 18.50 | 0.7283 | 79 | 131 | 50 | 20 | **R56718.5** |
| | 19.00 | 0.7480 | 79 | 131 | 50 | 20 | **R56719.0** |
| **3/4** | 19.05 | 0.7500 | 79 | 131 | 50 | 20 | **R5673/4** |
| | 19.25 | 0.7579 | 79 | 131 | 50 | 20 | **R56719.25** |
| | 19.30 | 0.7598 | 79 | 131 | 50 | 20 | **R56719.3** |
| | 19.35 | 0.7618 | 79 | 131 | 50 | 20 | **R56719.35** |
| | 20.00 | 0.7874 | 79 | 131 | 50 | 20 | **R56720.0** |

# R587

DORMER

- CDX-Al Drill
- Foret CDX-Al
- CDX-Al Spiralbohrer
- Broca CDX-Al
- CDX-Al spiraalboren
- Broca CDX-Al

NEW
2009.02

CDX-Al

## R587

■ 2.1 2.2 2.3 2.4 4.1 4.2 4.3 5.1 5.2 5.3

| $d_1$ Ø Inch | $d_1$ Ø mm | $d_1$ decimal Inch | $l_2$ mm | $l_1$ mm | $l_3$ mm | $d_2$ Ø mm | e-Code |
|---|---|---|---|---|---|---|---|
| | 3.00 | 0.1181 | 19 | 62 | 36 | 6 | **R5873.0** |
| **1/8** | 3.17 | 0.1248 | 19 | 62 | 36 | 6 | **R5871/8** |
| | 3.20 | 0.1260 | 19 | 62 | 36 | 6 | **R5873.2** |
| | 3.30 | 0.1299 | 19 | 62 | 36 | 6 | **R5873.3** |
| | 3.50 | 0.1378 | 19 | 62 | 36 | 6 | **R5873.5** |
| **9/64** | 3.57 | 0.1406 | 19 | 62 | 36 | 6 | **R5879/64** |
| | 3.90 | 0.1535 | 25 | 66 | 36 | 6 | **R5873.9** |
| **5/32** | 3.97 | 0.1563 | 25 | 66 | 36 | 6 | **R5875/32** |
| | 4.00 | 0.1575 | 25 | 66 | 36 | 6 | **R5874.0** |
| | 4.1 | 0.1614 | 25 | 66 | 36 | 6 | **R5874.1** |
| | 4.20 | 0.1654 | 25 | 66 | 36 | 6 | **R5874.2** |
| **11/64** | 4.37 | 0.1720 | 25 | 66 | 36 | 6 | **R58711/64** |
| | 4.50 | 0.1772 | 25 | 66 | 36 | 6 | **R5874.5** |
| **3/16** | 4.76 | 0.1874 | 27 | 66 | 36 | 6 | **R5873/16** |
| | 5.00 | 0.1969 | 27 | 66 | 36 | 6 | **R5875.0** |
| | 5.10 | 0.2008 | 27 | 66 | 36 | 6 | **R5875.1** |
| **13/64** | 5.16 | 0.2031 | 27 | 66 | 36 | 6 | **R58713/64** |
| | 5.20 | 0.2047 | 27 | 66 | 36 | 6 | **R5875.2** |
| | 5.50 | 0.2165 | 27 | 66 | 36 | 6 | **R5875.5** |
| **7/32** | 5.56 | 0.2189 | 27 | 66 | 36 | 6 | **R5877/32** |
| | 5.80 | 0.2283 | 27 | 66 | 36 | 6 | **R5875.8** |
| | 6.00 | 0.2362 | 27 | 66 | 36 | 6 | **R5876.0** |
| | 6.30 | 0.2480 | 34 | 79 | 36 | 8 | **R5876.3** |
| **1/4** | 6.35 | 0.2500 | 34 | 79 | 36 | 8 | **R5871/4** |
| | 6.50 | 0.2559 | 34 | 79 | 36 | 8 | **R5876.5** |
| | 6.60 | 0.2598 | 34 | 79 | 36 | 8 | **R5876.6** |
| **17/64** | 6.75 | 0.2657 | 34 | 79 | 36 | 8 | **R58717/64** |
| | 6.80 | 0.2677 | 34 | 79 | 36 | 8 | **R5876.8** |
| | 6.90 | 0.2717 | 34 | 79 | 36 | 8 | **R5876.9** |
| | 7.00 | 0.2756 | 34 | 79 | 36 | 8 | **R5877.0** |
| **9/32** | 7.14 | 0.2811 | 40 | 79 | 36 | 8 | **R5879/32** |
| | 7.30 | 0.2874 | 40 | 79 | 36 | 8 | **R5877.3** |
| | 7.40 | 0.2913 | 40 | 79 | 36 | 8 | **R5877.4** |
| | 7.50 | 0.2953 | 40 | 79 | 36 | 8 | **R5877.5** |
| **19/64** | 7.54 | 0.2969 | 40 | 79 | 36 | 8 | **R58719/64** |
| **5/16** | 7.94 | 0.3126 | 40 | 79 | 36 | 8 | **R5875/16** |
| | 8.00 | 0.3150 | 40 | 79 | 36 | 8 | **R5878.0** |
| **21/64** | 8.33 | 0.3280 | 45 | 89 | 40 | 10 | **R58721/64** |
| | 8.50 | 0.3346 | 45 | 89 | 40 | 10 | **R5878.5** |
| | 8.60 | 0.3386 | 45 | 89 | 40 | 10 | **R5878.6** |
| | 8.70 | 0.3425 | 45 | 89 | 40 | 10 | **R5878.7** |
| **11/32** | 8.73 | 0.3437 | 45 | 89 | 40 | 10 | **R58711/32** |
| | 8.80 | 0.3465 | 45 | 89 | 40 | 10 | **R5878.8** |
| | 9.00 | 0.3543 | 45 | 89 | 40 | 10 | **R5879.0** |
| **23/64** | 9.13 | 0.3594 | 45 | 89 | 40 | 10 | **R58723/64** |
| | 9.30 | 0.3661 | 45 | 89 | 40 | 10 | **R5879.3** |
| | 9.40 | 0.3701 | 45 | 89 | 40 | 10 | **R5879.4** |
| | 9.50 | 0.3740 | 45 | 89 | 40 | 10 | **R5879.5** |
| **3/8** | 9.52 | 0.3748 | 45 | 89 | 40 | 10 | **R5873/8** |
| **25/64** | 9.92 | 0.3906 | 45 | 89 | 40 | 10 | **R58725/64** |

| $d_1$ Ø Inch | $d_1$ Ø mm | $d_1$ decimal Inch | $l_2$ mm | $l_1$ mm | $l_3$ mm | $d_2$ Ø mm | e-Code |
|---|---|---|---|---|---|---|---|
| | 10.00 | 0.3937 | 45 | 89 | 40 | 10 | **R58710.0** |
| | 10.20 | 0.4016 | 53 | 102 | 45 | 12 | **R58710.2** |
| | 10.30 | 0.4055 | 53 | 102 | 45 | 12 | **R58710.3** |
| **13/32** | 10.32 | 0.4063 | 53 | 102 | 45 | 12 | **R58713/32** |
| | 10.40 | 0.4094 | 53 | 102 | 45 | 12 | **R58710.4** |
| | 10.50 | 0.4134 | 53 | 102 | 45 | 12 | **R58710.5** |
| **27/64** | 10.72 | 0.4220 | 53 | 102 | 45 | 12 | **R58727/64** |
| | 10.80 | 0.4252 | 53 | 102 | 45 | 12 | **R58710.8** |
| | 11.00 | 0.4331 | 53 | 102 | 45 | 12 | **R58711.0** |
| | 11.10 | 0.4370 | 53 | 102 | 45 | 12 | **R58711.1** |
| **7/16** | 11.11 | 0.4374 | 53 | 102 | 45 | 12 | **R5877/16** |
| | 11.20 | 0.4409 | 53 | 102 | 45 | 12 | **R58711.2** |
| | 11.50 | 0.4528 | 53 | 102 | 45 | 12 | **R58711.5** |
| **29/64** | 11.51 | 0.4531 | 53 | 102 | 45 | 12 | **R58729/64** |
| | 11.80 | 0.4646 | 53 | 102 | 45 | 12 | **R58711.8** |
| **15/32** | 11.91 | 0.4689 | 55 | 102 | 45 | 12 | **R58715/32** |
| | 12.00 | 0.4724 | 55 | 102 | 45 | 12 | **R58712.0** |
| | 12.10 | 0.4764 | 57 | 107 | 45 | 14 | **R58712.1** |
| | 12.20 | 0.4803 | 57 | 107 | 45 | 14 | **R58712.2** |
| **31/64** | 12.30 | 0.4843 | 57 | 107 | 45 | 14 | **R58731/64** |
| | 12.50 | 0.4921 | 57 | 107 | 45 | 14 | **R58712.5** |
| **1/2** | 12.70 | 0.5000 | 57 | 107 | 45 | 14 | **R5871/2** |
| | 13.00 | 0.5118 | 57 | 107 | 45 | 14 | **R58713.0** |
| **33/64** | 13.10 | 0.5157 | 57 | 107 | 45 | 14 | **R58733/64** |
| **17/32** | 13.49 | 0.5311 | 57 | 107 | 45 | 14 | **R58717/32** |
| | 13.50 | 0.5315 | 57 | 107 | 45 | 14 | **R58713.5** |
| **35/64** | 13.89 | 0.5469 | 57 | 107 | 45 | 14 | **R58735/64** |
| | 14.00 | 0.5512 | 57 | 107 | 45 | 14 | **R58714.0** |
| | 14.20 | 0.5591 | 63 | 115 | 48 | 16 | **R58714.2** |
| | 14.25 | 0.5610 | 63 | 115 | 48 | 16 | **R58714.25** |
| **9/16** | 14.29 | 0.5626 | 63 | 115 | 48 | 16 | **R5879/16** |
| | 14.50 | 0.5709 | 63 | 115 | 48 | 16 | **R58714.5** |
| **37/64** | 14.68 | 0.5780 | 63 | 115 | 48 | 16 | **R58737/64** |
| | 14.75 | 0.5807 | 63 | 115 | 48 | 16 | **R58714.75** |
| | 15.00 | 0.5906 | 63 | 115 | 48 | 16 | **R58715.0** |
| **19/32** | 15.08 | 0.5937 | 63 | 115 | 48 | 16 | **R58719/32** |
| | 15.50 | 0.6102 | 63 | 115 | 48 | 16 | **R58715.5** |
| **5/8** | 15.88 | 0.6252 | 63 | 115 | 48 | 16 | **R5875/8** |
| | 16.00 | 0.6299 | 63 | 115 | 48 | 16 | **R58716.0** |
| | 16.50 | 0.6496 | 72 | 123 | 48 | 18 | **R58716.5** |
| **21/32** | 16.67 | 0.6563 | 72 | 123 | 48 | 18 | **R58721/32** |
| | 17.00 | 0.6693 | 72 | 123 | 48 | 18 | **R58717.0** |
| **11/16** | 17.46 | 0.6874 | 72 | 123 | 48 | 18 | **R58711/16** |
| | 17.50 | 0.6890 | 72 | 123 | 48 | 18 | **R58717.5** |
| | 17.90 | 0.7047 | 72 | 123 | 48 | 18 | **R58717.9** |
| | 18.00 | 0.7087 | 72 | 123 | 48 | 18 | **R58718.0** |
| | 19.00 | 0.7480 | 79 | 131 | 50 | 20 | **R58719.0** |
| **3/4** | 19.05 | 0.7500 | 79 | 131 | 50 | 20 | **R5873/4** |
| | 20.00 | 0.7874 | 79 | 131 | 50 | 20 | **R58720.0** |

# R100

- Jobber Drill
- Foret court
- Spiralbohrer
- Broca , serie corta
- Spiraalboren
- Broca Curta

## R100

■ 6.2 6.3 8.1 8.2

● 1.1 1.2 1.3 1.4 1.5 1.6 1.7 1.8 3.1 3.2 3.3 3.4 7.1 7.2 7.3 7.4

| $d_1$ Øh7 mm | $d_1$ decimal Inch | $l_2$ mm | $l_1$ mm | e-Code | $d_1$ Øh7 mm | $d_1$ decimal Inch | $l_2$ mm | $l_1$ mm | e-Code |
|---|---|---|---|---|---|---|---|---|---|
| **1.00** | 0.0394 | 12 | 34 | **R1001.0** | **5.40** | 0.2126 | 57 | 93 | **R1005.4** |
| **1.10** | 0.0433 | 14 | 36 | **R1001.1** | **5.50** | 0.2165 | 57 | 93 | **R1005.5** |
| **1.20** | 0.0472 | 16 | 38 | **R1001.2** | **5.60** | 0.2205 | 57 | 93 | **R1005.6** |
| **1.30** | 0.0512 | 16 | 38 | **R1001.3** | **5.70** | 0.2244 | 57 | 93 | **R1005.7** |
| **1.40** | 0.0551 | 18 | 40 | **R1001.4** | **5.80** | 0.2283 | 57 | 93 | **R1005.8** |
| **1.50** | 0.0591 | 18 | 40 | **R1001.5** | **5.90** | 0.2323 | 57 | 93 | **R1005.9** |
| **1.60** | 0.0630 | 20 | 43 | **R1001.6** | **6.00** | 0.2362 | 57 | 93 | **R1006.0** |
| **1.70** | 0.0669 | 20 | 43 | **R1001.7** | **6.10** | 0.2402 | 63 | 101 | **R1006.1** |
| **1.80** | 0.0709 | 22 | 46 | **R1001.8** | **6.20** | 0.2441 | 63 | 101 | **R1006.2** |
| **1.90** | 0.0748 | 22 | 46 | **R1001.9** | **6.30** | 0.2480 | 63 | 101 | **R1006.3** |
| **2.00** | 0.0787 | 24 | 49 | **R1002.0** | **6.40** | 0.2520 | 63 | 101 | **R1006.4** |
| **2.10** | 0.0827 | 24 | 49 | **R1002.1** | **6.50** | 0.2559 | 63 | 101 | **R1006.5** |
| **2.20** | 0.0866 | 27 | 53 | **R1002.2** | **6.60** | 0.2598 | 63 | 101 | **R1006.6** |
| **2.30** | 0.0906 | 27 | 53 | **R1002.3** | **6.70** | 0.2638 | 63 | 101 | **R1006.7** |
| **2.40** | 0.0945 | 30 | 57 | **R1002.4** | **6.80** | 0.2677 | 69 | 109 | **R1006.8** |
| **2.50** | 0.0984 | 30 | 57 | **R1002.5** | **6.90** | 0.2717 | 69 | 109 | **R1006.9** |
| **2.60** | 0.1024 | 30 | 57 | **R1002.6** | **7.00** | 0.2756 | 69 | 109 | **R1007.0** |
| **2.70** | 0.1063 | 33 | 61 | **R1002.7** | **7.10** | 0.2795 | 69 | 109 | **R1007.1** |
| **2.80** | 0.1102 | 33 | 61 | **R1002.8** | **7.20** | 0.2835 | 69 | 109 | **R1007.2** |
| **2.90** | 0.1142 | 33 | 61 | **R1002.9** | **7.30** | 0.2874 | 69 | 109 | **R1007.3** |
| **3.00** | 0.1181 | 33 | 61 | **R1003.0** | **7.40** | 0.2913 | 69 | 109 | **R1007.4** |
| **3.10** | 0.1220 | 36 | 65 | **R1003.1** | **7.50** | 0.2953 | 69 | 109 | **R1007.5** |
| **3.20** | 0.1260 | 36 | 65 | **R1003.2** | **7.60** | 0.2992 | 75 | 117 | **R1007.6** |
| **3.30** | 0.1299 | 36 | 65 | **R1003.3** | **7.70** | 0.3031 | 75 | 117 | **R1007.7** |
| **3.40** | 0.1339 | 39 | 70 | **R1003.4** | **7.80** | 0.3071 | 75 | 117 | **R1007.8** |
| **3.50** | 0.1378 | 39 | 70 | **R1003.5** | **7.90** | 0.3110 | 75 | 117 | **R1007.9** |
| **3.60** | 0.1417 | 39 | 70 | **R1003.6** | **8.00** | 0.3150 | 75 | 117 | **R1008.0** |
| **3.70** | 0.1457 | 39 | 70 | **R1003.7** | **8.10** | 0.3189 | 75 | 117 | **R1008.1** |
| **3.80** | 0.1496 | 43 | 75 | **R1003.8** | **8.20** | 0.3228 | 75 | 117 | **R1008.2** |
| **3.90** | 0.1535 | 43 | 75 | **R1003.9** | **8.30** | 0.3268 | 75 | 117 | **R1008.3** |
| **4.00** | 0.1575 | 43 | 75 | **R1004.0** | **8.40** | 0.3307 | 75 | 117 | **R1008.4** |
| **4.10** | 0.1614 | 43 | 75 | **R1004.1** | **8.50** | 0.3346 | 75 | 117 | **R1008.5** |
| **4.20** | 0.1654 | 43 | 75 | **R1004.2** | **8.60** | 0.3386 | 81 | 125 | **R1008.6** |
| **4.30** | 0.1693 | 47 | 80 | **R1004.3** | **8.70** | 0.3425 | 81 | 125 | **R1008.7** |
| **4.40** | 0.1732 | 47 | 80 | **R1004.4** | **8.80** | 0.3465 | 81 | 125 | **R1008.8** |
| **4.50** | 0.1772 | 47 | 80 | **R1004.5** | **8.90** | 0.3504 | 81 | 125 | **R1008.9** |
| **4.60** | 0.1811 | 47 | 80 | **R1004.6** | **9.00** | 0.3543 | 81 | 125 | **R1009.0** |
| **4.70** | 0.1850 | 47 | 80 | **R1004.7** | **9.10** | 0.3583 | 81 | 125 | **R1009.1** |
| **4.80** | 0.1890 | 52 | 86 | **R1004.8** | **9.20** | 0.3622 | 81 | 125 | **R1009.2** |
| **4.90** | 0.1929 | 52 | 86 | **R1004.9** | **9.30** | 0.3661 | 81 | 125 | **R1009.3** |
| **5.00** | 0.1969 | 52 | 86 | **R1005.0** | **9.40** | 0.3701 | 81 | 125 | **R1009.4** |
| **5.10** | 0.2008 | 52 | 86 | **R1005.1** | **9.50** | 0.3740 | 81 | 125 | **R1009.5** |
| **5.20** | 0.2047 | 52 | 86 | **R1005.2** | **9.60** | 0.3780 | 87 | 133 | **R1009.6** |
| **5.30** | 0.2087 | 52 | 86 | **R1005.3** | **9.70** | 0.3819 | 87 | 133 | **R1009.7** |

# R100

| $d_1$ Øh$_7$ mm | $d_1$ decimal Inch | $l_2$ mm | $l_1$ mm | e-Code |
|---|---|---|---|---|
| **9.80** | 0.3858 | 87 | 133 | **R1009.8** |
| **9.90** | 0.3898 | 87 | 133 | **R1009.9** |
| **10.00** | 0.3937 | 87 | 133 | **R10010.0** |
| **10.20** | 0.4016 | 87 | 133 | **R10010.2** |
| **10.50** | 0.4134 | 87 | 133 | **R10010.5** |
| **11.00** | 0.4331 | 94 | 142 | **R10011.0** |

| $d_1$ Øh$_7$ mm | $d_1$ decimal Inch | $l_2$ mm | $l_1$ mm | e-Code |
|---|---|---|---|---|
| **11.50** | 0.4528 | 94 | 142 | **R10011.5** |
| **12.00** | 0.4724 | 101 | 151 | **R10012.0** |
| **13.00** | 0.5118 | 101 | 151 | **R10013.0** |
| **14.00** | 0.5512 | 108 | 160 | **R10014.0** |

# R002

- Jobber Drill
- Foret court
- Spiralbohrer
- Broca , serie corta
- Spiraalboren
- Broca Curta

## R002

Flute Lengths to Dormer Standard / Nutlänge nach Werksnorm / Spiraallengte vlgs. Dormer standaard / Longueur de goujure selon la norme usine / Longitudes de estria según el standard Dormer / Comprimentos de Navalha Norma Dormer

HM TiN D 5XD 118°

■ 1.1 1.2 1.3 1.4 1.5 1.6 1.7 1.8 3.1 3.2 3.3 3.4

● 6.2 6.3 7.1 7.2 7.3 7.4 8.1 8.2

| $d_1$ Øh7 Inch | $d_1$ Øh7 mm | $d_1$ decimal Inch | $l_2$ mm | $l_1$ mm | e-Code |
|---|---|---|---|---|---|
| | 3.00 | 0.1181 | 21 | 61 | **R0023.0** |
| | 3.10 | 0.1220 | 23 | 65 | **R0023.1** |
| **1/8** | 3.18 | 0.1250 | 23 | 65 | **R0021/8** |
| | 3.20 | 0.1260 | 23 | 65 | **R0023.2** |
| | 3.30 | 0.1299 | 23 | 65 | **R0023.3** |
| | 3.40 | 0.1339 | 26 | 70 | **R0023.4** |
| | 3.50 | 0.1378 | 26 | 70 | **R0023.5** |
| | 3.60 | 0.1417 | 26 | 70 | **R0023.6** |
| | 3.70 | 0.1457 | 26 | 70 | **R0023.7** |
| | 3.80 | 0.1496 | 30 | 75 | **R0023.8** |
| | 3.90 | 0.1535 | 30 | 75 | **R0023.9** |
| **5/32** | 3.97 | 0.1563 | 30 | 75 | **R0025/32** |
| | 4.00 | 0.1575 | 30 | 75 | **R0024.0** |
| | 4.10 | 0.1614 | 30 | 75 | **R0024.1** |
| | 4.20 | 0.1654 | 30 | 75 | **R0024.2** |
| | 4.30 | 0.1693 | 33 | 80 | **R0024.3** |
| | 4.40 | 0.1732 | 33 | 80 | **R0024.4** |
| | 4.50 | 0.1772 | 33 | 80 | **R0024.5** |
| | 4.60 | 0.1811 | 33 | 80 | **R0024.6** |
| | 4.70 | 0.1850 | 33 | 80 | **R0024.7** |
| **3/16** | 4.76 | 0.1875 | 37 | 86 | **R0023/16** |
| | 4.80 | 0.1890 | 37 | 86 | **R0024.8** |
| | 4.90 | 0.1929 | 37 | 86 | **R0024.9** |
| | 5.00 | 0.1969 | 37 | 86 | **R0025.0** |
| | 5.10 | 0.2008 | 37 | 86 | **R0025.1** |
| | 5.20 | 0.2047 | 37 | 86 | **R0025.2** |
| | 5.30 | 0.2087 | 37 | 86 | **R0025.3** |
| | 5.40 | 0.2126 | 42 | 93 | **R0025.4** |
| | 5.50 | 0.2165 | 42 | 93 | **R0025.5** |
| **7/32** | 5.56 | 0.2187 | 42 | 93 | **R0027/32** |
| | 5.60 | 0.2205 | 42 | 93 | **R0025.6** |
| | 5.70 | 0.2244 | 42 | 93 | **R0025.7** |
| | 5.80 | 0.2283 | 42 | 93 | **R0025.8** |
| | 5.90 | 0.2323 | 42 | 93 | **R0025.9** |
| | 6.00 | 0.2362 | 42 | 93 | **R0026.0** |
| | 6.10 | 0.2402 | 47 | 101 | **R0026.1** |
| | 6.20 | 0.2441 | 47 | 101 | **R0026.2** |
| | 6.30 | 0.2480 | 47 | 101 | **R0026.3** |
| **1/4** | 6.35 | 0.2500 | 47 | 101 | **R0021/4** |
| | 6.40 | 0.2520 | 47 | 101 | **R0026.4** |
| | 6.50 | 0.2559 | 47 | 101 | **R0026.5** |
| | 6.60 | 0.2598 | 47 | 101 | **R0026.6** |
| | 6.70 | 0.2638 | 47 | 101 | **R0026.7** |
| | 6.80 | 0.2677 | 53 | 109 | **R0026.8** |

| $d_1$ Øh7 Inch | $d_1$ Øh7 mm | $d_1$ decimal Inch | $l_2$ mm | $l_1$ mm | e-Code |
|---|---|---|---|---|---|
| | 6.90 | 0.2717 | 53 | 109 | **R0026.9** |
| | 7.00 | 0.2756 | 53 | 109 | **R0027.0** |
| | 7.10 | 0.2795 | 53 | 109 | **R0027.1** |
| **9/32** | 7.15 | 0.2813 | 53 | 109 | **R0029/32** |
| | 7.20 | 0.2835 | 53 | 109 | **R0027.2** |
| | 7.30 | 0.2874 | 53 | 109 | **R0027.3** |
| | 7.40 | 0.2913 | 53 | 109 | **R0027.4** |
| | 7.50 | 0.2953 | 53 | 109 | **R0027.5** |
| | 7.60 | 0.2992 | 60 | 117 | **R0027.6** |
| | 7.70 | 0.3031 | 60 | 117 | **R0027.7** |
| | 7.80 | 0.3071 | 60 | 117 | **R0027.8** |
| | 7.90 | 0.3110 | 60 | 117 | **R0027.9** |
| **5/16** | 7.94 | 0.3125 | 60 | 117 | **R0025/16** |
| | 8.00 | 0.3150 | 60 | 117 | **R0028.0** |
| | 8.10 | 0.3189 | 60 | 117 | **R0028.1** |
| | 8.20 | 0.3228 | 60 | 117 | **R0028.2** |
| | 8.30 | 0.3268 | 60 | 117 | **R0028.3** |
| | 8.40 | 0.3307 | 60 | 117 | **R0028.4** |
| | 8.50 | 0.3346 | 60 | 117 | **R0028.5** |
| | 8.60 | 0.3386 | 67 | 125 | **R0028.6** |
| | 8.70 | 0.3425 | 67 | 125 | **R0028.7** |
| **11/32** | 8.73 | 0.3437 | 67 | 125 | **R00211/32** |
| | 8.80 | 0.3465 | 67 | 125 | **R0028.8** |
| | 8.90 | 0.3504 | 67 | 125 | **R0028.9** |
| | 9.00 | 0.3543 | 67 | 125 | **R0029.0** |
| | 9.10 | 0.3583 | 67 | 125 | **R0029.1** |
| | 9.20 | 0.3622 | 67 | 125 | **R0029.2** |
| | 9.30 | 0.3661 | 67 | 125 | **R0029.3** |
| | 9.40 | 0.3701 | 67 | 125 | **R0029.4** |
| | 9.50 | 0.3740 | 67 | 125 | **R0029.5** |
| **3/8** | 9.53 | 0.3750 | 70 | 133 | **R0023/8** |
| | 9.60 | 0.3780 | 70 | 133 | **R0029.6** |
| | 9.70 | 0.3819 | 70 | 133 | **R0029.7** |
| | 9.80 | 0.3858 | 70 | 133 | **R0029.8** |
| | 9.90 | 0.3898 | 70 | 133 | **R0029.9** |
| | 10.00 | 0.3937 | 70 | 133 | **R00210.0** |
| | 10.10 | 0.3976 | 74 | 133 | **R00210.1** |
| | 10.20 | 0.4016 | 74 | 133 | **R00210.2** |
| | 10.30 | 0.4055 | 74 | 133 | **R00210.3** |
| **13/32** | 10.32 | 0.4063 | 74 | 133 | **R00213/32** |
| | 10.40 | 0.4094 | 74 | 133 | **R00210.4** |
| | 10.50 | 0.4134 | 74 | 133 | **R00210.5** |
| | 10.60 | 0.4173 | 74 | 133 | **R00210.6** |
| | 10.70 | 0.4213 | 83 | 142 | **R00210.7** |

# R002

| $d_1$ Øh$_7$ Inch | $d_1$ Øh$_7$ mm | $d_1$ decimal Inch | $l_2$ mm | $l_1$ mm | e-Code |
|---|---|---|---|---|---|
| | 10.80 | 0.4252 | 83 | 142 | **R00210.8** |
| | 10.90 | 0.4291 | 83 | 142 | **R00210.9** |
| | 11.00 | 0.4331 | 83 | 142 | **R00211.0** |
| | 11.10 | 0.4370 | 83 | 142 | **R00211.1** |
| **7/16** | 11.11 | 0.4375 | 83 | 142 | **R0027/16** |
| | 11.20 | 0.4409 | 83 | 142 | **R00211.2** |
| | 11.30 | 0.4449 | 83 | 142 | **R00211.3** |
| | 11.40 | 0.4488 | 83 | 142 | **R00211.4** |
| | 11.50 | 0.4528 | 83 | 142 | **R00211.5** |
| | 11.60 | 0.4567 | 83 | 142 | **R00211.6** |
| | 11.70 | 0.4606 | 83 | 142 | **R00211.7** |
| | 11.80 | 0.4646 | 83 | 142 | **R00211.8** |
| | 11.90 | 0.4685 | 93 | 151 | **R00211.9** |
| **15/32** | 11.91 | 0.4687 | 93 | 151 | **R00215/32** |
| | 12.00 | 0.4724 | 93 | 151 | **R00212.0** |
| | 12.10 | 0.4764 | 93 | 151 | **R00212.1** |
| | 12.20 | 0.4803 | 93 | 151 | **R00212.2** |
| | 12.30 | 0.4843 | 93 | 151 | **R00212.3** |
| | 12.40 | 0.4882 | 93 | 151 | **R00212.4** |
| | 12.50 | 0.4921 | 93 | 151 | **R00212.5** |

| $d_1$ Øh$_7$ Inch | $d_1$ Øh$_7$ mm | $d_1$ decimal Inch | $l_2$ mm | $l_1$ mm | e-Code |
|---|---|---|---|---|---|
| | 12.60 | 0.4961 | 93 | 151 | **R00212.6** |
| **1/2** | 12.70 | 0.5000 | 93 | 151 | **R0021/2** |
| | 12.70 | 0.5000 | 93 | 151 | **R00212.7** |
| | 12.80 | 0.5039 | 93 | 151 | **R00212.8** |
| | 12.90 | 0.5079 | 93 | 151 | **R00212.9** |
| | 13.00 | 0.5118 | 93 | 151 | **R00213.0** |
| | 13.10 | 0.5157 | 93 | 151 | **R00213.1** |
| | 13.20 | 0.5197 | 93 | 151 | **R00213.2** |
| | 13.30 | 0.5236 | 98 | 160 | **R00213.3** |
| | 13.40 | 0.5276 | 98 | 160 | **R00213.4** |
| **17/32** | 13.49 | 0.5313 | 98 | 160 | **R00217/32** |
| | 13.50 | 0.5315 | 98 | 160 | **R00213.5** |
| | 13.60 | 0.5354 | 98 | 160 | **R00213.6** |
| | 13.70 | 0.5394 | 98 | 160 | **R00213.7** |
| | 13.80 | 0.5433 | 98 | 160 | **R00213.8** |
| | 13.90 | 0.5472 | 98 | 160 | **R00213.9** |
| | 14.00 | 0.5512 | 98 | 160 | **R00214.0** |

# R454

- MP-X Drill Long
- MP-X Spiralbohrer, lang
- MP-X Spiraalboren, lang
- Foret MP-X série longue
- Broca MP-X, serie larga
- Broca MP-X Longa

MP-X

## R454

■ 1.1 1.2 1.3 1.4 1.5 1.6 3.1 3.2 3.3 3.4 6.1 6.2 6.3 7.1 7.2 7.3 7.4

● 4.1 4.2 4.3 6.4

| $d_1$ Ø Inch | $d_1$ Ø mm | $d_1$ decimal Inch | $l_2$ mm | $l_1$ mm | $l_3$ mm | $d_2$ Ø mm | e-Code |
|---|---|---|---|---|---|---|---|
| | 3.00 | 0.1181 | 28 | 66 | 36 | 6 | R4543.0 |
| | 3.10 | 0.1220 | 28 | 66 | 36 | 6 | R4543.1 |
| 1/8 | 3.17 | 0.1250 | 28 | 66 | 36 | 6 | R4541/8 |
| | 3.20 | 0.1260 | 28 | 66 | 36 | 6 | R4543.2 |
| | 3.30 | 0.1299 | 28 | 66 | 36 | 6 | R4543.3 |
| | 3.40 | 0.1339 | 28 | 66 | 36 | 6 | R4543.4 |
| | 3.50 | 0.1378 | 28 | 66 | 36 | 6 | R4543.5 |
| 9/64 | 3.57 | 0.1406 | 28 | 66 | 36 | 6 | R4549/64 |
| | 3.60 | 0.1417 | 28 | 66 | 36 | 6 | R4543.6 |
| | 3.70 | 0.1457 | 28 | 66 | 36 | 6 | R4543.7 |
| | 3.80 | 0.1496 | 36 | 74 | 36 | 6 | R4543.8 |
| | 3.90 | 0.1535 | 36 | 74 | 36 | 6 | R4543.9 |
| 5/32 | 3.97 | 0.1563 | 36 | 74 | 36 | 6 | R4545/32 |
| | 4.00 | 0.1575 | 36 | 74 | 36 | 6 | R4544.0 |
| | 4.10 | 0.1614 | 36 | 74 | 36 | 6 | R4544.1 |
| | 4.20 | 0.1654 | 36 | 74 | 36 | 6 | R4544.2 |
| | 4.30 | 0.1693 | 36 | 74 | 36 | 6 | R4544.3 |
| 11/64 | 4.37 | 0.1720 | 36 | 74 | 36 | 6 | R45411/64 |
| | 4.40 | 0.1732 | 36 | 74 | 36 | 6 | R4544.4 |
| | 4.50 | 0.1772 | 36 | 74 | 36 | 6 | R4544.5 |
| | 4.60 | 0.1811 | 36 | 74 | 36 | 6 | R4544.6 |
| | 4.70 | 0.1850 | 36 | 74 | 36 | 6 | R4544.7 |
| 3/16 | 4.76 | 0.1874 | 44 | 82 | 36 | 6 | R4543/16 |
| | 4.80 | 0.1890 | 44 | 82 | 36 | 6 | R4544.8 |
| | 4.90 | 0.1929 | 44 | 82 | 36 | 6 | R4544.9 |
| | 5.00 | 0.1969 | 44 | 82 | 36 | 6 | R4545.0 |
| | 5.10 | 0.2008 | 44 | 82 | 36 | 6 | R4545.1 |
| 13/64 | 5.16 | 0.2031 | 44 | 82 | 36 | 6 | R45413/64 |
| | 5.20 | 0.2047 | 44 | 82 | 36 | 6 | R4545.2 |
| | 5.50 | 0.2165 | 44 | 82 | 36 | 6 | R4545.5 |
| 7/32 | 5.56 | 0.2189 | 44 | 82 | 36 | 6 | R4547/32 |
| | 5.60 | 0.2205 | 44 | 82 | 36 | 6 | R4545.6 |
| | 5.70 | 0.2244 | 44 | 82 | 36 | 6 | R4545.7 |
| | 5.80 | 0.2283 | 44 | 82 | 36 | 6 | R4545.8 |
| 15/64 | 5.95 | 0.2343 | 44 | 82 | 36 | 6 | R45415/64 |
| | 6.00 | 0.2362 | 44 | 82 | 36 | 6 | R4546.0 |
| | 6.10 | 0.2402 | 53 | 91 | 36 | 8 | R4546.1 |
| | 6.20 | 0.2441 | 53 | 91 | 36 | 8 | R4546.2 |
| | 6.30 | 0.2480 | 53 | 91 | 36 | 8 | R4546.3 |
| 1/4 | 6.35 | 0.2500 | 53 | 91 | 36 | 8 | R4541/4 |
| | 6.40 | 0.2520 | 53 | 91 | 36 | 8 | R4546.4 |
| | 6.50 | 0.2559 | 53 | 91 | 36 | 8 | R4546.5 |
| | 6.60 | 0.2598 | 53 | 91 | 36 | 8 | R4546.6 |
| | 6.70 | 0.2638 | 53 | 91 | 36 | 8 | R4546.7 |

| $d_1$ Ø Inch | $d_1$ Ø mm | $d_1$ decimal Inch | $l_2$ mm | $l_1$ mm | $l_3$ mm | $d_2$ Ø mm | e-Code |
|---|---|---|---|---|---|---|---|
| 17/64 | 6.75 | 0.2657 | 53 | 91 | 36 | 8 | R45417/64 |
| | 6.80 | 0.2677 | 53 | 91 | 36 | 8 | R4546.8 |
| | 6.90 | 0.2717 | 53 | 91 | 36 | 8 | R4546.9 |
| | 7.00 | 0.2756 | 53 | 91 | 36 | 8 | R4547.0 |
| | 7.10 | 0.2795 | 53 | 91 | 36 | 8 | R4547.1 |
| 9/32 | 7.14 | 0.2811 | 53 | 91 | 36 | 8 | R4549/32 |
| | 7.30 | 0.2874 | 53 | 91 | 36 | 8 | R4547.3 |
| | 7.40 | 0.2913 | 53 | 91 | 36 | 8 | R4547.4 |
| | 7.50 | 0.2953 | 53 | 91 | 36 | 8 | R4547.5 |
| 19/64 | 7.54 | 0.2969 | 53 | 91 | 36 | 8 | R45419/64 |
| | 7.60 | 0.2992 | 53 | 91 | 36 | 8 | R4547.6 |
| | 7.70 | 0.3031 | 53 | 91 | 36 | 8 | R4547.7 |
| | 7.80 | 0.3071 | 53 | 91 | 36 | 8 | R4547.8 |
| | 7.90 | 0.3110 | 53 | 91 | 36 | 8 | R4547.9 |
| 5/16 | 7.94 | 0.3126 | 53 | 91 | 36 | 8 | R4545/16 |
| | 8.00 | 0.3150 | 53 | 91 | 36 | 8 | R4548.0 |
| | 8.10 | 0.3189 | 61 | 103 | 40 | 10 | R4548.1 |
| | 8.20 | 0.3228 | 61 | 103 | 40 | 10 | R4548.2 |
| 21/64 | 8.33 | 0.3280 | 61 | 103 | 40 | 10 | R45421/64 |
| | 8.40 | 0.3307 | 61 | 103 | 40 | 10 | R4548.4 |
| | 8.50 | 0.3346 | 61 | 103 | 40 | 10 | R4548.5 |
| | 8.60 | 0.3386 | 61 | 103 | 40 | 10 | R4548.6 |
| | 8.70 | 0.3425 | 61 | 103 | 40 | 10 | R4548.7 |
| 11/32 | 8.73 | 0.3437 | 61 | 103 | 40 | 10 | R45411/32 |
| | 8.80 | 0.3465 | 61 | 103 | 40 | 10 | R4548.8 |
| | 8.90 | 0.3504 | 61 | 103 | 40 | 10 | R4548.9 |
| | 9.00 | 0.3543 | 61 | 103 | 40 | 10 | R4549.0 |
| | 9.10 | 0.3583 | 61 | 103 | 40 | 10 | R4549.1 |
| 23/64 | 9.13 | 0.3594 | 61 | 103 | 40 | 10 | R45423/64 |
| | 9.30 | 0.3661 | 61 | 103 | 40 | 10 | R4549.3 |
| | 9.40 | 0.3700 | 61 | 103 | 40 | 10 | R4549.4 |
| | 9.50 | 0.3740 | 61 | 103 | 40 | 10 | R4549.5 |
| 3/8 | 9.52 | 0.3748 | 61 | 103 | 40 | 10 | R4543/8 |
| | 9.60 | 0.3780 | 61 | 103 | 40 | 10 | R4549.6 |
| | 9.70 | 0.3819 | 61 | 103 | 40 | 10 | R4549.7 |
| | 9.80 | 0.3858 | 61 | 103 | 40 | 10 | R4549.8 |
| | 9.90 | 0.3898 | 61 | 103 | 40 | 10 | R4549.9 |
| 25/64 | 9.92 | 0.3906 | 61 | 103 | 40 | 10 | R45425/64 |
| | 10.00 | 0.3937 | 61 | 103 | 40 | 10 | R45410.0 |
| | 10.10 | 0.3976 | 70 | 118 | 45 | 12 | R45410.1 |
| | 10.20 | 0.4016 | 70 | 118 | 45 | 12 | R45410.2 |
| | 10.30 | 0.4055 | 70 | 118 | 45 | 12 | R45410.3 |
| 13/32 | 10.32 | 0.4063 | 70 | 118 | 45 | 12 | R45413/32 |
| | 10.40 | 0.4094 | 70 | 118 | 45 | 12 | R45410.4 |

# R454

DORMER

| $d_1$ Ø Inch | $d_1$ Ø mm | $d_1$ decimal Inch | $l_2$ mm | $l_1$ mm | $l_3$ mm | $d_2$ Ø mm | e-Code |
|---|---|---|---|---|---|---|---|
| | 10.50 | 0.4134 | 70 | 118 | 45 | 12 | **R45410.5** |
| | 10.60 | 0.4173 | 70 | 118 | 45 | 12 | **R45410.6** |
| **27/64** | 10.72 | 0.4220 | 70 | 118 | 45 | 12 | **R45427/64** |
| | 11.00 | 0.4331 | 70 | 118 | 45 | 12 | **R45411.0** |
| **7/16** | 11.11 | 0.4374 | 70 | 118 | 45 | 12 | **R4547/16** |
| | 11.20 | 0.4409 | 70 | 118 | 45 | 12 | **R45411.2** |
| | 11.40 | 0.4488 | 70 | 118 | 45 | 12 | **R45411.4** |
| | 11.50 | 0.4528 | 70 | 118 | 45 | 12 | **R45411.5** |
| **29/64** | 11.51 | 0.4531 | 70 | 118 | 45 | 12 | **R45429/64** |
| | 11.60 | 0.4567 | 70 | 118 | 45 | 12 | **R45411.6** |
| | 11.80 | 0.4646 | 70 | 118 | 45 | 12 | **R45411.8** |
| **15/32** | 11.91 | 0.4689 | 70 | 118 | 45 | 12 | **R45415/32** |
| | 12.00 | 0.4724 | 70 | 118 | 45 | 12 | **R45412.0** |
| | 12.10 | 0.4764 | 76 | 124 | 45 | 14 | **R45412.1** |
| | 12.20 | 0.4803 | 76 | 124 | 45 | 14 | **R45412.2** |
| **31/64** | 12.30 | 0.4843 | 76 | 124 | 45 | 14 | **R45431/64** |
| | 12.50 | 0.4921 | 76 | 124 | 45 | 14 | **R45412.5** |
| | 12.70 | 0.5000 | 76 | 124 | 45 | 14 | **R45412.7** |
| **1/2** | 12.70 | 0.5000 | 76 | 124 | 45 | 14 | **R4541/2** |
| | 12.80 | 0.5039 | 76 | 124 | 45 | 14 | **R45412.8** |
| | 13.00 | 0.5118 | 76 | 124 | 45 | 14 | **R45413.0** |
| **33/64** | 13.10 | 0.5157 | 76 | 124 | 45 | 14 | **R45433/64** |
| **17/32** | 13.49 | 0.5311 | 76 | 124 | 45 | 14 | **R45417/32** |
| | 13.50 | 0.5315 | 76 | 124 | 45 | 14 | **R45413.5** |
| | 13.80 | 0.5433 | 76 | 124 | 45 | 14 | **R45413.8** |
| **35/64** | 13.89 | 0.5469 | 76 | 124 | 45 | 14 | **R45435/64** |
| | 14.00 | 0.5512 | 76 | 124 | 45 | 14 | **R45414.0** |
| | 14.25 | 0.5610 | 82 | 133 | 48 | 16 | **R45414.25** |
| **9/16** | 14.29 | 0.5626 | 82 | 133 | 48 | 16 | **R4549/16** |
| | 14.50 | 0.5709 | 82 | 133 | 48 | 16 | **R45414.5** |
| **37/64** | 14.68 | 0.5780 | 82 | 133 | 48 | 16 | **R45437/64** |
| | 14.80 | 0.5827 | 82 | 133 | 48 | 16 | **R45414.8** |
| | 15.00 | 0.5906 | 82 | 133 | 48 | 16 | **R45415.0** |
| **19/32** | 15.08 | 0.5937 | 82 | 133 | 48 | 16 | **R45419/32** |
| | 15.10 | 0.5945 | 82 | 133 | 48 | 16 | **R45415.1** |
| **39/64** | 15.48 | 0.6094 | 82 | 133 | 48 | 16 | **R45439/64** |
| | 15.50 | 0.6102 | 82 | 133 | 48 | 16 | **R45415.5** |
| | 15.80 | 0.6220 | 82 | 133 | 48 | 16 | **R45415.8** |
| **5/8** | 15.88 | 0.6252 | 82 | 133 | 48 | 16 | **R4545/8** |
| | 16.00 | 0.6299 | 82 | 133 | 48 | 16 | **R45416.0** |
| **41/64** | 16.27 | 0.6406 | 91 | 143 | 48 | 18 | **R45441/64** |
| | 16.50 | 0.6496 | 91 | 143 | 48 | 18 | **R45416.5** |
| **21/32** | 16.67 | 0.6563 | 91 | 143 | 48 | 18 | **R45421/32** |
| | 17.00 | 0.6693 | 91 | 143 | 48 | 18 | **R45417.0** |
| **43/64** | 17.07 | 0.6720 | 91 | 143 | 48 | 18 | **R45443/64** |
| **11/16** | 17.46 | 0.6874 | 91 | 143 | 48 | 18 | **R45411/16** |
| | 17.50 | 0.6890 | 91 | 143 | 48 | 18 | **R45417.5** |
| | 17.80 | 0.7008 | 91 | 143 | 48 | 18 | **R45417.8** |
| **45/64** | 17.86 | 0.7031 | 91 | 143 | 48 | 18 | **R45445/64** |
| | 18.00 | 0.7087 | 91 | 143 | 48 | 18 | **R45418.0** |
| **23/32** | 18.26 | 0.7189 | 99 | 153 | 50 | 20 | **R45423/32** |
| | 18.50 | 0.7283 | 99 | 153 | 50 | 20 | **R45418.5** |
| **47/64** | 18.65 | 0.7343 | 99 | 153 | 50 | 20 | **R45447/64** |
| | 19.00 | 0.7480 | 99 | 153 | 50 | 20 | **R45419.0** |
| **3/4** | 19.05 | 0.7500 | 99 | 153 | 50 | 20 | **R4543/4** |
| | 19.50 | 0.7677 | 99 | 153 | 50 | 20 | **R45419.5** |
| | 19.80 | 0.7795 | 99 | 153 | 50 | 20 | **R45419.8** |
| | 20.00 | 0.7874 | 99 | 153 | 50 | 20 | **R45420.0** |

# R453

- MP-X Drill Long
- MP-X Spiralbohrer, lang
- MP-X Spiraalboren, lang
- Foret MP-X série longue
- Broca MP-X, serie larga
- Broca MP-X Longa

MP-X

## R453

HM | TiAlN | DIN 6537 L | <5XD | DIN 6535 HA | 140°

■ 1.1 1.2 1.3 1.4 1.5 1.6 2.1 2.2 3.1 3.2 3.3 3.4 4.1 4.2 4.3 6.1 6.2 6.3 6.4 7.1 7.2 7.3 7.4

● 2.3

| $d_1$ Ø Inch | $d_1$ Ø mm | $d_1$ decimal Inch | $l_2$ mm | $l_1$ mm | $l_3$ mm | $d_2$ Ø mm | e-Code |
|---|---|---|---|---|---|---|---|
| | 3.00 | 0.1181 | 28 | 66 | 36 | 6 | R4533.0 |
| | 3.10 | 0.1220 | 28 | 66 | 36 | 6 | R4533.1 |
| 1/8 | 3.17 | 0.1250 | 28 | 66 | 36 | 6 | R4531/8 |
| | 3.20 | 0.1260 | 28 | 66 | 36 | 6 | R4533.2 |
| | 3.30 | 0.1299 | 28 | 66 | 36 | 6 | R4533.3 |
| | 3.40 | 0.1339 | 28 | 66 | 36 | 6 | R4533.4 |
| | 3.50 | 0.1378 | 28 | 66 | 36 | 6 | R4533.5 |
| 9/64 | 3.57 | 0.1406 | 28 | 66 | 36 | 6 | R4539/64 |
| | 3.60 | 0.1417 | 28 | 66 | 36 | 6 | R4533.6 |
| | 3.70 | 0.1457 | 28 | 66 | 36 | 6 | R4533.7 |
| | 3.80 | 0.1496 | 36 | 74 | 36 | 6 | R4533.8 |
| | 3.90 | 0.1535 | 36 | 74 | 36 | 6 | R4533.9 |
| 5/32 | 3.97 | 0.1562 | 36 | 74 | 36 | 6 | R4535/32 |
| | 4.00 | 0.1575 | 36 | 74 | 36 | 6 | R4534.0 |
| | 4.05 | 0.1594 | 36 | 74 | 36 | 6 | R4534.05 |
| | 4.10 | 0.1614 | 36 | 74 | 36 | 6 | R4534.1 |
| | 4.20 | 0.1654 | 36 | 74 | 36 | 6 | R4534.2 |
| | 4.30 | 0.1693 | 36 | 74 | 36 | 6 | R4534.3 |
| 11/64 | 4.37 | 0.1718 | 36 | 74 | 36 | 6 | R45311/64 |
| | 4.40 | 0.1732 | 36 | 74 | 36 | 6 | R4534.4 |
| | 4.50 | 0.1772 | 36 | 74 | 36 | 6 | R4534.5 |
| | 4.60 | 0.1811 | 36 | 74 | 36 | 6 | R4534.6 |
| | 4.70 | 0.1850 | 36 | 74 | 36 | 6 | R4534.7 |
| 3/16 | 4.76 | 0.1874 | 44 | 82 | 36 | 6 | R4533/16 |
| | 4.80 | 0.1890 | 44 | 82 | 36 | 6 | R4534.8 |
| | 4.90 | 0.1929 | 44 | 82 | 36 | 6 | R4534.9 |
| | 5.00 | 0.1969 | 44 | 82 | 36 | 6 | R4535.0 |
| | 5.05 | 0.1988 | 44 | 82 | 36 | 6 | R4535.05 |
| | 5.10 | 0.2008 | 44 | 82 | 36 | 6 | R4535.1 |
| 13/64 | 5.16 | 0.2031 | 44 | 82 | 36 | 6 | R45313/64 |
| | 5.20 | 0.2047 | 44 | 82 | 36 | 6 | R4535.2 |
| | 5.50 | 0.2165 | 44 | 82 | 36 | 6 | R4535.5 |
| 7/32 | 5.56 | 0.2187 | 44 | 82 | 36 | 6 | R4537/32 |
| | 5.60 | 0.2204 | 44 | 82 | 36 | 6 | R4535.6 |
| | 5.70 | 0.2244 | 44 | 82 | 36 | 6 | R4535.7 |
| | 5.80 | 0.2283 | 44 | 82 | 36 | 6 | R4535.8 |
| 15/64 | 5.95 | 0.2343 | 44 | 82 | 36 | 6 | R45315/64 |
| | 6.00 | 0.2362 | 44 | 82 | 36 | 6 | R4536.0 |
| | 6.05 | 0.2382 | 53 | 91 | 36 | 8 | R4536.05 |
| | 6.10 | 0.2402 | 53 | 91 | 36 | 8 | R4536.1 |
| | 6.20 | 0.2441 | 53 | 91 | 36 | 8 | R4536.2 |
| | 6.30 | 0.2480 | 53 | 91 | 36 | 8 | R4536.3 |
| 1/4 | 6.35 | 0.2500 | 53 | 91 | 36 | 8 | R4531/4 |
| | 6.40 | 0.2520 | 53 | 91 | 36 | 8 | R4536.4 |

| $d_1$ Ø Inch | $d_1$ Ø mm | $d_1$ decimal Inch | $l_2$ mm | $l_1$ mm | $l_3$ mm | $d_2$ Ø mm | e-Code |
|---|---|---|---|---|---|---|---|
| | 6.50 | 0.2559 | 53 | 91 | 36 | 8 | R4536.5 |
| | 6.60 | 0.2598 | 53 | 91 | 36 | 8 | R4536.6 |
| | 6.70 | 0.2638 | 53 | 91 | 36 | 8 | R4536.7 |
| 17/64 | 6.75 | 0.2656 | 53 | 91 | 36 | 8 | R45317/64 |
| | 6.80 | 0.2677 | 53 | 91 | 36 | 8 | R4536.8 |
| | 6.90 | 0.2717 | 53 | 91 | 36 | 8 | R4536.9 |
| | 7.00 | 0.2756 | 53 | 91 | 36 | 8 | R4537.0 |
| | 7.10 | 0.2795 | 53 | 91 | 36 | 8 | R4537.1 |
| 9/32 | 7.14 | 0.2812 | 53 | 91 | 36 | 8 | R4539/32 |
| | 7.30 | 0.2874 | 53 | 91 | 36 | 8 | R4537.3 |
| | 7.40 | 0.2913 | 53 | 91 | 36 | 8 | R4537.4 |
| | 7.50 | 0.2953 | 53 | 91 | 36 | 8 | R4537.5 |
| 19/64 | 7.54 | 0.2968 | 53 | 91 | 36 | 8 | R45319/64 |
| | 7.60 | 0.2992 | 53 | 91 | 36 | 8 | R4537.6 |
| | 7.70 | 0.3031 | 53 | 91 | 36 | 8 | R4537.7 |
| | 7.80 | 0.3071 | 53 | 91 | 36 | 8 | R4537.8 |
| | 7.90 | 0.3110 | 53 | 91 | 36 | 8 | R4537.9 |
| 5/16 | 7.94 | 0.3125 | 53 | 91 | 36 | 8 | R4535/16 |
| | 8.00 | 0.3150 | 53 | 91 | 36 | 8 | R4538.0 |
| | 8.05 | 0.3169 | 61 | 103 | 40 | 10 | R4538.05 |
| | 8.10 | 0.3189 | 61 | 103 | 40 | 10 | R4538.1 |
| | 8.20 | 0.3228 | 61 | 103 | 40 | 10 | R4538.2 |
| 21/64 | 8.33 | 0.3281 | 61 | 103 | 40 | 10 | R45321/64 |
| | 8.40 | 0.3307 | 61 | 103 | 40 | 10 | R4538.4 |
| | 8.50 | 0.3346 | 61 | 103 | 40 | 10 | R4538.5 |
| | 8.60 | 0.3386 | 61 | 103 | 40 | 10 | R4538.6 |
| | 8.70 | 0.3425 | 61 | 103 | 40 | 10 | R4538.7 |
| 11/32 | 8.73 | 0.3437 | 61 | 103 | 40 | 10 | R45311/32 |
| | 8.80 | 0.3465 | 61 | 103 | 40 | 10 | R4538.8 |
| | 8.90 | 0.3504 | 61 | 103 | 40 | 10 | R4538.9 |
| | 9.00 | 0.3543 | 61 | 103 | 40 | 10 | R4539.0 |
| | 9.10 | 0.3583 | 61 | 103 | 40 | 10 | R4539.1 |
| 23/64 | 9.13 | 0.3593 | 61 | 103 | 40 | 10 | R45323/64 |
| | 9.30 | 0.3661 | 61 | 103 | 40 | 10 | R4539.3 |
| | 9.40 | 0.3701 | 61 | 103 | 40 | 10 | R4539.4 |
| | 9.50 | 0.3740 | 61 | 103 | 40 | 10 | R4539.5 |
| 3/8 | 9.52 | 0.3750 | 61 | 103 | 40 | 10 | R4533/8 |
| | 9.60 | 0.3780 | 61 | 103 | 40 | 10 | R4539.6 |
| | 9.70 | 0.3819 | 61 | 103 | 40 | 10 | R4539.7 |
| | 9.80 | 0.3858 | 61 | 103 | 40 | 10 | R4539.8 |
| | 9.90 | 0.3898 | 61 | 103 | 40 | 10 | R4539.9 |
| 25/64 | 9.92 | 0.3906 | 61 | 103 | 40 | 10 | R45325/64 |
| | 10.00 | 0.3937 | 61 | 103 | 40 | 10 | R45310.0 |
| | 10.05 | 0.3957 | 70 | 118 | 45 | 12 | R45310.05 |

# R453

DORMER

| $d_1$ Ø Inch | $d_1$ Ø mm | $d_1$ decimal Inch | $l_2$ mm | $l_1$ mm | $l_3$ mm | $d_2$ Ø mm | e-Code |
|---|---|---|---|---|---|---|---|
| | 10.10 | 0.3976 | 70 | 118 | 45 | 12 | **R45310.1** |
| | 10.20 | 0.4016 | 70 | 118 | 45 | 12 | **R45310.2** |
| | 10.30 | 0.4055 | 70 | 118 | 45 | 12 | **R45310.3** |
| **13/32** | 10.32 | 0.4062 | 70 | 118 | 45 | 12 | **R45313/32** |
| | 10.40 | 0.4094 | 70 | 118 | 45 | 12 | **R45310.4** |
| | 10.50 | 0.4134 | 70 | 118 | 45 | 12 | **R45310.5** |
| | 10.60 | 0.4173 | 70 | 118 | 45 | 12 | **R45310.6** |
| **27/64** | 10.72 | 0.4218 | 70 | 118 | 45 | 12 | **R45327/64** |
| | 11.00 | 0.4331 | 70 | 118 | 45 | 12 | **R45311.0** |
| **7/16** | 11.11 | 0.4374 | 70 | 118 | 45 | 12 | **R4537/16** |
| | 11.20 | 0.4409 | 70 | 118 | 45 | 12 | **R45311.2** |
| | 11.40 | 0.4488 | 70 | 118 | 45 | 12 | **R45311.4** |
| | 11.50 | 0.4528 | 70 | 118 | 45 | 12 | **R45311.5** |
| **29/64** | 11.51 | 0.4531 | 70 | 118 | 45 | 12 | **R45329/64** |
| | 11.60 | 0.4567 | 70 | 118 | 45 | 12 | **R45311.6** |
| | 11.80 | 0.4646 | 70 | 118 | 45 | 12 | **R45311.8** |
| **15/32** | 11.91 | 0.4687 | 70 | 118 | 45 | 12 | **R45315/32** |
| | 12.00 | 0.4724 | 70 | 118 | 45 | 12 | **R45312.0** |
| | 12.05 | 0.4744 | 76 | 124 | 45 | 14 | **R45312.05** |
| | 12.20 | 0.4803 | 76 | 124 | 45 | 14 | **R45312.2** |
| **31/64** | 12.30 | 0.4843 | 76 | 124 | 45 | 14 | **R45331/64** |
| | 12.50 | 0.4921 | 76 | 124 | 45 | 14 | **R45312.5** |
| | 12.70 | 0.5000 | 76 | 124 | 45 | 14 | **R45312.7** |
| **1/2** | 12.70 | 0.5000 | 76 | 124 | 45 | 14 | **R4531/2** |
| | 12.80 | 0.5039 | 76 | 124 | 45 | 14 | **R45312.8** |
| | 13.00 | 0.5118 | 76 | 124 | 45 | 14 | **R45313.0** |
| **33/64** | 13.10 | 0.5156 | 76 | 124 | 45 | 14 | **R45333/64** |
| **17/32** | 13.49 | 0.5312 | 76 | 124 | 45 | 14 | **R45317/32** |
| | 13.50 | 0.5315 | 76 | 124 | 45 | 14 | **R45313.5** |
| | 13.80 | 0.5433 | 76 | 124 | 45 | 14 | **R45313.8** |
| **35/64** | 13.89 | 0.5468 | 76 | 124 | 45 | 14 | **R45335/64** |
| | 14.00 | 0.5512 | 76 | 124 | 45 | 14 | **R45314.0** |

| $d_1$ Ø Inch | $d_1$ Ø mm | $d_1$ decimal Inch | $l_2$ mm | $l_1$ mm | $l_3$ mm | $d_2$ Ø mm | e-Code |
|---|---|---|---|---|---|---|---|
| | 14.25 | 0.5610 | 82 | 133 | 48 | 16 | **R45314.25** |
| **9/16** | 14.29 | 0.5625 | 82 | 133 | 48 | 16 | **R4539/16** |
| | 14.50 | 0.5709 | 82 | 133 | 48 | 16 | **R45314.5** |
| **37/64** | 14.68 | 0.5781 | 82 | 133 | 48 | 16 | **R45337/64** |
| | 14.80 | 0.5827 | 82 | 133 | 48 | 16 | **R45314.8** |
| | 15.00 | 0.5906 | 82 | 133 | 48 | 16 | **R45315.0** |
| **19/32** | 15.08 | 0.5937 | 82 | 133 | 48 | 16 | **R45319/32** |
| | 15.10 | 0.5945 | 82 | 133 | 48 | 16 | **R45315.1** |
| **39/64** | 15.48 | 0.6094 | 82 | 133 | 48 | 16 | **R45339/64** |
| | 15.50 | 0.6102 | 82 | 133 | 48 | 16 | **R45315.5** |
| | 15.80 | 0.6220 | 82 | 133 | 48 | 16 | **R45315.8** |
| **5/8** | 15.88 | 0.6250 | 82 | 133 | 48 | 16 | **R4535/8** |
| | 16.00 | 0.6299 | 82 | 133 | 48 | 16 | **R45316.0** |
| **41/64** | 16.27 | 0.6406 | 91 | 143 | 48 | 18 | **R45341/64** |
| | 16.50 | 0.6496 | 91 | 143 | 48 | 18 | **R45316.5** |
| **21/32** | 16.67 | 0.6562 | 91 | 143 | 48 | 18 | **R45321/32** |
| | 17.00 | 0.6693 | 91 | 143 | 48 | 18 | **R45317.0** |
| **43/64** | 17.07 | 0.6718 | 91 | 143 | 48 | 18 | **R45343/64** |
| **11/16** | 17.46 | 0.6874 | 91 | 143 | 48 | 18 | **R45311/16** |
| | 17.50 | 0.6890 | 91 | 143 | 48 | 18 | **R45317.5** |
| | 17.80 | 0.7008 | 91 | 143 | 48 | 18 | **R45317.8** |
| **45/64** | 17.86 | 0.7031 | 91 | 143 | 48 | 18 | **R45345/64** |
| | 18.00 | 0.7087 | 91 | 143 | 48 | 18 | **R45318.0** |
| **23/32** | 18.26 | 0.7187 | 99 | 143 | 48 | 20 | **R45323/32** |
| | 18.50 | 0.7283 | 99 | 153 | 50 | 20 | **R45318.5** |
| **47/64** | 18.65 | 0.7343 | 99 | 153 | 50 | 20 | **R45347/64** |
| | 19.00 | 0.7480 | 99 | 153 | 50 | 20 | **R45319.0** |
| **3/4** | 19.05 | 0.7500 | 99 | 153 | 50 | 20 | **R4533/4** |
| | 19.50 | 0.7677 | 99 | 153 | 50 | 20 | **R45319.5** |
| | 19.80 | 0.7795 | 99 | 153 | 50 | 20 | **R45319.8** |
| | 20.00 | 0.7874 | 99 | 153 | 50 | 20 | **R45320.0** |

# R510

- CDX Jobber Drill
- CDX Spiralbohrer, DIN 338
- CDX Spiraalboren
- Foret CDX court
- Broca CDX , serie corta
- Broca CDX Curta

CDX

## R510

■ 1.1 1.2 1.3 1.4 1.5 1.6 3.1 3.2 3.3 3.4 7.1 7.2 7.3 7.4 8.1 8.2

● 1.7 1.8 2.1 4.1 5.1

| $d_1$ Øh7 Inch | $d_1$ Øh7 mm | $d_1$ decimal Inch | $l_2$ mm | $l_1$ mm | e-Code |
|---|---|---|---|---|---|
| | 3.00 | 0.1181 | 33 | 61 | **R5103.0** |
| **1/8** | 3.18 | 0.1250 | 36 | 65 | **R5101/8** |
| | 3.20 | 0.1260 | 36 | 65 | **R5103.2** |
| | 3.30 | 0.1299 | 36 | 65 | **R5103.3** |
| | 3.40 | 0.1339 | 39 | 70 | **R5103.4** |
| | 3.50 | 0.1378 | 39 | 70 | **R5103.5** |
| **9/64** | 3.57 | 0.1406 | 39 | 70 | **R5109/64** |
| | 3.70 | 0.1457 | 39 | 70 | **R5103.7** |
| | 3.90 | 0.1535 | 43 | 75 | **R5103.9** |
| **5/32** | 3.97 | 0.1562 | 43 | 75 | **R5105/32** |
| | 4.00 | 0.1575 | 43 | 75 | **R5104.0** |
| | 4.10 | 0.1614 | 43 | 75 | **R5104.1** |
| | 4.20 | 0.1654 | 43 | 75 | **R5104.2** |
| | 4.30 | 0.1693 | 47 | 80 | **R5104.3** |
| **11/64** | 4.37 | 0.1718 | 47 | 80 | **R51011/64** |
| | 4.50 | 0.1772 | 47 | 80 | **R5104.5** |
| | 4.60 | 0.1811 | 47 | 80 | **R5104.6** |
| | 4.70 | 0.1850 | 47 | 80 | **R5104.7** |
| **3/16** | 4.76 | 0.1874 | 52 | 86 | **R5103/16** |
| | 4.90 | 0.1929 | 52 | 86 | **R5104.9** |
| | 5.00 | 0.1969 | 52 | 86 | **R5105.0** |
| | 5.10 | 0.2008 | 52 | 86 | **R5105.1** |
| **13/64** | 5.16 | 0.2031 | 52 | 86 | **R51013/64** |
| | 5.50 | 0.2165 | 57 | 93 | **R5105.5** |
| **7/32** | 5.56 | 0.2187 | 57 | 93 | **R5107/32** |
| | 5.60 | 0.2205 | 57 | 93 | **R5105.6** |
| | 5.70 | 0.2244 | 57 | 93 | **R5105.7** |
| **15/64** | 5.93 | 0.2343 | 57 | 93 | **R51015/64** |
| | 6.00 | 0.2362 | 57 | 93 | **R5106.0** |
| **1/4** | 6.35 | 0.2500 | 63 | 101 | **R5101/4** |
| | 6.50 | 0.2559 | 63 | 101 | **R5106.5** |
| | 6.60 | 0.2598 | 63 | 101 | **R5106.6** |
| **17/64** | 6.75 | 0.2656 | 69 | 109 | **R51017/64** |
| | 6.80 | 0.2677 | 69 | 109 | **R5106.8** |
| | 6.90 | 0.2717 | 69 | 109 | **R5106.9** |
| | 7.00 | 0.2756 | 69 | 109 | **R5107.0** |
| **9/32** | 7.14 | 0.2812 | 69 | 109 | **R5109/32** |
| | 7.30 | 0.2874 | 69 | 109 | **R5107.3** |
| | 7.40 | 0.2913 | 69 | 109 | **R5107.4** |
| | 7.50 | 0.2953 | 69 | 109 | **R5107.5** |

| $d_1$ Øh7 Inch | $d_1$ Øh7 mm | $d_1$ decimal Inch | $l_2$ mm | $l_1$ mm | e-Code |
|---|---|---|---|---|---|
| **19/64** | 7.54 | 0.2968 | 75 | 117 | **R51019/64** |
| | 7.80 | 0.3071 | 75 | 117 | **R5107.8** |
| | 7.90 | 0.3110 | 75 | 117 | **R5107.9** |
| **5/16** | 7.94 | 0.3125 | 75 | 117 | **R5105/16** |
| | 8.00 | 0.3150 | 75 | 117 | **R5108.0** |
| **21/64** | 8.33 | 0.3281 | 75 | 117 | **R51021/64** |
| | 8.50 | 0.3346 | 75 | 117 | **R5108.5** |
| | 8.70 | 0.3425 | 81 | 125 | **R5108.7** |
| **11/32** | 8.73 | 0.3437 | 81 | 125 | **R51011/32** |
| | 8.80 | 0.3465 | 81 | 125 | **R5108.8** |
| | 9.00 | 0.3543 | 81 | 125 | **R5109.0** |
| **23/64** | 9.13 | 0.3593 | 81 | 125 | **R51023/64** |
| | 9.20 | 0.3622 | 81 | 125 | **R5109.2** |
| | 9.30 | 0.3661 | 81 | 125 | **R5109.3** |
| | 9.40 | 0.3701 | 81 | 125 | **R5109.4** |
| | 9.50 | 0.3740 | 81 | 125 | **R5109.5** |
| **3/8** | 9.53 | 0.3750 | 87 | 133 | **R5103/8** |
| | 9.90 | 0.3898 | 87 | 133 | **R5109.9** |
| **25/64** | 9.92 | 0.3906 | 87 | 133 | **R51025/64** |
| | 10.00 | 0.3937 | 87 | 133 | **R51010.0** |
| | 10.20 | 0.4016 | 87 | 133 | **R51010.2** |
| | 10.30 | 0.4055 | 87 | 133 | **R51010.3** |
| **13/32** | 10.32 | 0.4062 | 87 | 133 | **R51013/32** |
| | 10.40 | 0.4094 | 87 | 133 | **R51010.4** |
| | 10.50 | 0.4134 | 87 | 133 | **R51010.5** |
| **27/64** | 10.72 | 0.4218 | 94 | 142 | **R51027/64** |
| | 10.80 | 0.4252 | 94 | 142 | **R51010.8** |
| | 11.00 | 0.4331 | 94 | 142 | **R51011.0** |
| **7/16** | 11.11 | 0.4374 | 94 | 142 | **R5107/16** |
| | 11.20 | 0.4409 | 94 | 142 | **R51011.2** |
| | 11.50 | 0.4528 | 94 | 142 | **R51011.5** |
| **29/64** | 11.51 | 0.4531 | 94 | 142 | **R51029/64** |
| **15/32** | 11.91 | 0.4687 | 101 | 151 | **R51015/32** |
| | 12.00 | 0.4724 | 101 | 151 | **R51012.0** |
| **31/64** | 12.30 | 0.4843 | 101 | 151 | **R51031/64** |
| **1/2** | 12.70 | 0.5000 | 101 | 151 | **R5101/2** |
| | 13.00 | 0.5118 | 101 | 151 | **R51013.0** |
| | 14.00 | 0.5512 | 108 | 160 | **R51014.0** |
| | 14.25 | 0.5610 | 114 | 169 | **R51014.25** |

# R554

DORMER

- CDX Drill Long
- CDX Spiralbohrer, lang
- CDX Spiraalboren, lang
- Foret CDX série longue
- Broca CDX, serie larga
- Broca CDX Longa




CDX

## R554

■ 1.1 1.2 1.3 1.4 1.5 1.6 1.7 1.8 3.1 3.2 3.3 3.4 4.1 5.1 7.1 7.2 7.3 7.4

● 2.1 2.2 2.3 4.2 4.3 5.2 5.3

| $d_1$ Ø "/Nr./letter | $d_1$ Ø mm | $d_1$ decimal Inch | $l_2$ mm | $l_1$ mm | $l_3$ mm | $d_2$ Ø mm | e-Code |
|---|---|---|---|---|---|---|---|
| | 3.00 | 0.1181 | 28 | 66 | 36 | 6 | **R5543.0** |
| | 3.10 | 0.1220 | 28 | 66 | 36 | 6 | **R5543.1** |
| **1/8** | 3.18 | 0.1252 | 28 | 66 | 36 | 6 | **R5541/8** |
| | 3.20 | 0.1260 | 28 | 66 | 36 | 6 | **R5543.2** |
| | 3.30 | 0.1299 | 28 | 66 | 36 | 6 | **R5543.3** |
| | 3.40 | 0.1339 | 28 | 66 | 36 | 6 | **R5543.4** |
| | 3.50 | 0.1378 | 28 | 66 | 36 | 6 | **R5543.5** |
| | 3.60 | 0.1417 | 28 | 66 | 36 | 6 | **R5543.6** |
| | 3.70 | 0.1457 | 28 | 66 | 36 | 6 | **R5543.7** |
| | 3.80 | 0.1496 | 36 | 74 | 36 | 6 | **R5543.8** |
| | 3.90 | 0.1535 | 36 | 74 | 36 | 6 | **R5543.9** |
| | 4.00 | 0.1575 | 36 | 74 | 36 | 6 | **R5544.0** |
| | 4.10 | 0.1614 | 36 | 74 | 36 | 6 | **R5544.1** |
| | 4.20 | 0.1654 | 36 | 74 | 36 | 6 | **R5544.2** |
| | 4.30 | 0.1693 | 36 | 74 | 36 | 6 | **R5544.3** |
| | 4.40 | 0.1732 | 36 | 74 | 36 | 6 | **R5544.4** |
| | 4.50 | 0.1772 | 36 | 74 | 36 | 6 | **R5544.5** |
| | 4.60 | 0.1811 | 36 | 74 | 36 | 6 | **R5544.6** |
| | 4.70 | 0.1850 | 36 | 74 | 36 | 6 | **R5544.7** |
| **3/16** | 4.76 | 0.1874 | 44 | 82 | 36 | 6 | **R5543/16** |
| | 4.80 | 0.1890 | 44 | 82 | 36 | 6 | **R5544.8** |
| | 4.90 | 0.1929 | 44 | 82 | 36 | 6 | **R5544.9** |
| | 5.00 | 0.1969 | 44 | 82 | 36 | 6 | **R5545.0** |
| | 5.10 | 0.2008 | 44 | 82 | 36 | 6 | **R5545.1** |
| **N7** | 5.11 | 0.2012 | 44 | 82 | 36 | 6 | **R554N7** |
| **13/64** | 5.16 | 0.2031 | 44 | 82 | 36 | 6 | **R55413/64** |
| | 5.20 | 0.2047 | 44 | 82 | 36 | 6 | **R5545.2** |
| | 5.30 | 0.2087 | 44 | 82 | 36 | 6 | **R5545.3** |
| | 5.40 | 0.2126 | 44 | 82 | 36 | 6 | **R5545.4** |
| | 5.50 | 0.2165 | 44 | 82 | 36 | 6 | **R5545.5** |
| | 5.60 | 0.2205 | 44 | 82 | 36 | 6 | **R5545.6** |
| | 5.70 | 0.2244 | 44 | 82 | 36 | 6 | **R5545.7** |
| | 5.80 | 0.2283 | 44 | 82 | 36 | 6 | **R5545.8** |
| | 5.90 | 0.2323 | 44 | 82 | 36 | 6 | **R5545.9** |
| **15/64** | 5.95 | 0.2343 | 44 | 82 | 36 | 6 | **R55415/64** |
| | 6.00 | 0.2362 | 44 | 82 | 36 | 6 | **R5546.0** |
| | 6.10 | 0.2402 | 53 | 91 | 36 | 8 | **R5546.1** |
| | 6.20 | 0.2441 | 53 | 91 | 36 | 8 | **R5546.2** |
| | 6.30 | 0.2480 | 53 | 91 | 36 | 8 | **R5546.3** |
| **1/4** | 6.35 | 0.2500 | 53 | 91 | 36 | 8 | **R5541/4** |
| | 6.40 | 0.2520 | 53 | 91 | 36 | 8 | **R5546.4** |
| | 6.50 | 0.2559 | 53 | 91 | 36 | 8 | **R5546.5** |
| **F** | 6.53 | 0.2571 | 53 | 91 | 36 | 8 | **R554F** |
| | 6.60 | 0.2598 | 53 | 91 | 36 | 8 | **R5546.6** |

| $d_1$ Ø "/Nr./letter | $d_1$ Ø mm | $d_1$ decimal Inch | $l_2$ mm | $l_1$ mm | $l_3$ mm | $d_2$ Ø mm | e-Code |
|---|---|---|---|---|---|---|---|
| | 6.70 | 0.2638 | 53 | 91 | 36 | 8 | **R5546.7** |
| | 6.80 | 0.2677 | 53 | 91 | 36 | 8 | **R5546.8** |
| | 6.90 | 0.2717 | 53 | 91 | 36 | 8 | **R5546.9** |
| **I** | 6.91 | 0.2720 | 53 | 91 | 36 | 8 | **R554I** |
| | 7.00 | 0.2756 | 53 | 91 | 36 | 8 | **R5547.0** |
| | 7.10 | 0.2795 | 53 | 91 | 36 | 8 | **R5547.1** |
| | 7.20 | 0.2835 | 53 | 91 | 36 | 8 | **R5547.2** |
| | 7.30 | 0.2874 | 53 | 91 | 36 | 8 | **R5547.3** |
| | 7.40 | 0.2913 | 53 | 91 | 36 | 8 | **R5547.4** |
| | 7.50 | 0.2953 | 53 | 91 | 36 | 8 | **R5547.5** |
| | 7.60 | 0.2992 | 53 | 91 | 36 | 8 | **R5547.6** |
| | 7.70 | 0.3031 | 53 | 91 | 36 | 8 | **R5547.7** |
| | 7.80 | 0.3071 | 53 | 91 | 36 | 8 | **R5547.8** |
| | 7.90 | 0.3110 | 53 | 91 | 36 | 8 | **R5547.9** |
| **5/16** | 7.94 | 0.3126 | 53 | 91 | 36 | 8 | **R5545/16** |
| | 8.00 | 0.3150 | 53 | 91 | 36 | 8 | **R5548.0** |
| | 8.10 | 0.3189 | 61 | 103 | 40 | 10 | **R5548.1** |
| | 8.20 | 0.3228 | 61 | 103 | 40 | 10 | **R5548.2** |
| | 8.30 | 0.3268 | 61 | 103 | 40 | 10 | **R5548.3** |
| | 8.40 | 0.3307 | 61 | 103 | 40 | 10 | **R5548.4** |
| **Q** | 8.43 | 0.3319 | 61 | 103 | 40 | 10 | **R554Q** |
| | 8.50 | 0.3346 | 61 | 103 | 40 | 10 | **R5548.5** |
| | 8.60 | 0.3386 | 61 | 103 | 40 | 10 | **R5548.6** |
| **R** | 8.61 | 0.3390 | 61 | 103 | 40 | 10 | **R554R** |
| | 8.70 | 0.3425 | 61 | 103 | 40 | 10 | **R5548.7** |
| | 8.80 | 0.3465 | 61 | 103 | 40 | 10 | **R5548.8** |
| | 8.90 | 0.3504 | 61 | 103 | 40 | 10 | **R5548.9** |
| | 9.00 | 0.3543 | 61 | 103 | 40 | 10 | **R5549.0** |
| | 9.10 | 0.3583 | 61 | 103 | 40 | 10 | **R5549.1** |
| | 9.20 | 0.3622 | 61 | 103 | 40 | 10 | **R5549.2** |
| | 9.30 | 0.3661 | 61 | 103 | 40 | 10 | **R5549.3** |
| | 9.40 | 0.3701 | 61 | 103 | 40 | 10 | **R5549.4** |
| | 9.50 | 0.3740 | 61 | 103 | 40 | 10 | **R5549.5** |
| **3/8** | 9.53 | 0.3752 | 61 | 103 | 40 | 10 | **R5543/8** |
| | 9.60 | 0.3780 | 61 | 103 | 40 | 10 | **R5549.6** |
| | 9.70 | 0.3819 | 61 | 103 | 40 | 10 | **R5549.7** |
| | 9.80 | 0.3858 | 61 | 103 | 40 | 10 | **R5549.8** |
| | 9.90 | 0.3898 | 61 | 103 | 40 | 10 | **R5549.9** |
| | 10.00 | 0.3937 | 61 | 103 | 40 | 10 | **R55410.0** |
| | 10.10 | 0.3976 | 70 | 118 | 45 | 12 | **R55410.1** |
| | 10.20 | 0.4016 | 70 | 118 | 45 | 12 | **R55410.2** |
| | 10.30 | 0.4055 | 70 | 118 | 45 | 12 | **R55410.3** |
| | 10.40 | 0.4094 | 70 | 118 | 45 | 12 | **R55410.4** |
| | 10.50 | 0.4134 | 70 | 118 | 45 | 12 | **R55410.5** |

# R554

| $d_1$ Ø "/Nr./letter | $d_1$ Ø mm | $d_1$ decimal Inch | $l_2$ mm | $l_1$ mm | $l_3$ mm | $d_2$ Ø mm | e-Code |
|---|---|---|---|---|---|---|---|
| | 10.60 | 0.4173 | 70 | 118 | 45 | 12 | **R55410.6** |
| | 10.70 | 0.4213 | 70 | 118 | 45 | 12 | **R55410.7** |
| **27/64** | 10.72 | 0.4220 | 70 | 118 | 45 | 12 | **R55427/64** |
| | 10.80 | 0.4252 | 70 | 118 | 45 | 12 | **R55410.8** |
| | 10.90 | 0.4291 | 70 | 118 | 45 | 12 | **R55410.9** |
| | 11.00 | 0.4331 | 70 | 118 | 45 | 12 | **R55411.0** |
| | 11.10 | 0.4370 | 70 | 118 | 45 | 12 | **R55411.1** |
| **7/16** | 11.11 | 0.4374 | 70 | 118 | 45 | 12 | **R5547/16** |
| | 11.20 | 0.4409 | 70 | 118 | 45 | 12 | **R55411.2** |
| | 11.30 | 0.4449 | 70 | 118 | 45 | 12 | **R55411.3** |
| | 11.40 | 0.4488 | 70 | 118 | 45 | 12 | **R55411.4** |
| | 11.50 | 0.4528 | 70 | 118 | 45 | 12 | **R55411.5** |
| **29/64** | 11.51 | 0.4531 | 70 | 118 | 45 | 12 | **R55429/64** |
| | 11.60 | 0.4567 | 70 | 118 | 45 | 12 | **R55411.6** |
| | 11.70 | 0.4606 | 70 | 118 | 45 | 12 | **R55411.7** |
| | 11.80 | 0.4646 | 70 | 118 | 45 | 12 | **R55411.8** |
| | 11.90 | 0.4685 | 70 | 118 | 45 | 12 | **R55411.9** |
| **15/32** | 11.91 | 0.4689 | 70 | 118 | 45 | 12 | **R55415/32** |
| | 12.00 | 0.4724 | 70 | 118 | 45 | 12 | **R55412.0** |
| | 12.10 | 0.4764 | 76 | 124 | 45 | 14 | **R55412.1** |
| | 12.20 | 0.4803 | 76 | 124 | 45 | 14 | **R55412.2** |
| | 12.30 | 0.4843 | 76 | 124 | 45 | 14 | **R55412.3** |
| | 12.40 | 0.4882 | 76 | 124 | 45 | 14 | **R55412.4** |
| | 12.50 | 0.4921 | 76 | 124 | 45 | 14 | **R55412.5** |
| | 12.60 | 0.4961 | 76 | 124 | 45 | 14 | **R55412.6** |
| **1/2** | 12.70 | 0.5000 | 76 | 124 | 45 | 14 | **R5541/2** |
| | 12.80 | 0.5039 | 76 | 124 | 45 | 14 | **R55412.8** |
| | 13.00 | 0.5118 | 76 | 124 | 45 | 14 | **R55413.0** |
| | 13.20 | 0.5197 | 76 | 124 | 45 | 14 | **R55413.2** |
| | 13.30 | 0.5236 | 76 | 124 | 45 | 14 | **R55413.3** |
| | 13.50 | 0.5315 | 76 | 124 | 45 | 14 | **R55413.5** |
| | 13.75 | 0.5413 | 76 | 124 | 45 | 14 | **R55413.75** |
| | 13.90 | 0.5472 | 76 | 124 | 45 | 14 | **R55413.9** |
| | 14.00 | 0.5512 | 76 | 124 | 45 | 14 | **R55414.0** |

| $d_1$ Ø "/Nr./letter | $d_1$ Ø mm | $d_1$ decimal Inch | $l_2$ mm | $l_1$ mm | $l_3$ mm | $d_2$ Ø mm | e-Code |
|---|---|---|---|---|---|---|---|
| | 14.20 | 0.5591 | 82 | 133 | 48 | 16 | **R55414.2** |
| | 14.25 | 0.5610 | 82 | 133 | 48 | 16 | **R55414.25** |
| | 14.50 | 0.5709 | 82 | 133 | 48 | 16 | **R55414.5** |
| | 14.60 | 0.5748 | 82 | 133 | 48 | 16 | **R55414.6** |
| | 14.80 | 0.5827 | 82 | 133 | 48 | 16 | **R55414.8** |
| | 15.00 | 0.5906 | 82 | 133 | 48 | 16 | **R55415.0** |
| | 15.10 | 0.5945 | 82 | 133 | 48 | 16 | **R55415.1** |
| | 15.30 | 0.6024 | 82 | 133 | 48 | 16 | **R55415.3** |
| | 15.50 | 0.6102 | 82 | 133 | 48 | 16 | **R55415.5** |
| | 15.60 | 0.6142 | 82 | 133 | 48 | 16 | **R55415.6** |
| | 15.75 | 0.6201 | 82 | 133 | 48 | 16 | **R55415.75** |
| | 16.00 | 0.6299 | 82 | 133 | 48 | 16 | **R55416.0** |
| | 16.10 | 0.6339 | 91 | 143 | 48 | 18 | **R55416.1** |
| | 16.50 | 0.6496 | 91 | 143 | 48 | 18 | **R55416.5** |
| | 16.60 | 0.6535 | 91 | 143 | 48 | 18 | **R55416.6** |
| | 16.80 | 0.6614 | 91 | 143 | 48 | 18 | **R55416.8** |
| | 17.00 | 0.6693 | 91 | 143 | 48 | 18 | **R55417.0** |
| | 17.10 | 0.6732 | 91 | 143 | 48 | 18 | **R55417.1** |
| | 17.50 | 0.6890 | 91 | 143 | 48 | 18 | **R55417.5** |
| | 17.60 | 0.6929 | 91 | 143 | 48 | 18 | **R55417.6** |
| | 17.75 | 0.6988 | 91 | 143 | 48 | 18 | **R55417.75** |
| | 18.00 | 0.7087 | 91 | 143 | 48 | 18 | **R55418.0** |
| | 18.10 | 0.7126 | 99 | 153 | 50 | 20 | **R55418.1** |
| | 18.50 | 0.7283 | 99 | 153 | 50 | 20 | **R55418.5** |
| | 18.60 | 0.7323 | 99 | 153 | 50 | 20 | **R55418.6** |
| | 19.00 | 0.7480 | 99 | 153 | 50 | 20 | **R55419.0** |
| | 19.10 | 0.7520 | 99 | 153 | 50 | 20 | **R55419.1** |
| | 19.30 | 0.7598 | 99 | 153 | 50 | 20 | **R55419.3** |
| | 19.50 | 0.7677 | 99 | 153 | 50 | 20 | **R55419.5** |
| | 19.60 | 0.7717 | 99 | 153 | 50 | 20 | **R55419.6** |
| | 20.00 | 0.7874 | 99 | 153 | 50 | 20 | **R55420.0** |

# R553

DORMER

- CDX Drill Long
- CDX Spiralbohrer, lang
- CDX Spiraalboren, lang
- Foret CDX série longue
- Broca CDX, serie larga
- Broca CDX Longa




CDX

## R553

■ 1.1 1.2 1.3 1.4 1.5 1.6 2.1 3.1 3.2 3.3 3.4 4.1 5.1 7.1 7.2 7.3 7.4

● 2.2 2.3 2.4 4.2 4.3 5.2 5.3

| $d_1$ Ø mm | $d_1$ decimal Inch | $l_2$ mm | $l_1$ mm | $l_3$ mm | $d_2$ Ø mm | e-Code |
|---|---|---|---|---|---|---|
| 3.00 | 0.1181 | 28 | 66 | 36 | 6 | R5533.0 |
| 3.10 | 0.1220 | 28 | 66 | 36 | 6 | R5533.1 |
| 3.20 | 0.1260 | 28 | 66 | 36 | 6 | R5533.2 |
| 3.30 | 0.1299 | 28 | 66 | 36 | 6 | R5533.3 |
| 3.40 | 0.1339 | 28 | 66 | 36 | 6 | R5533.4 |
| 3.50 | 0.1378 | 28 | 66 | 36 | 6 | R5533.5 |
| 3.60 | 0.1417 | 28 | 66 | 36 | 6 | R5533.6 |
| 3.70 | 0.1457 | 28 | 66 | 36 | 6 | R5533.7 |
| 3.80 | 0.1496 | 36 | 74 | 36 | 6 | R5533.8 |
| 3.90 | 0.1535 | 36 | 74 | 36 | 6 | R5533.9 |
| 4.00 | 0.1575 | 36 | 74 | 36 | 6 | R5534.0 |
| 4.10 | 0.1614 | 36 | 74 | 36 | 6 | R5534.1 |
| 4.20 | 0.1654 | 36 | 74 | 36 | 6 | R5534.2 |
| 4.30 | 0.1693 | 36 | 74 | 36 | 6 | R5534.3 |
| 4.40 | 0.1732 | 36 | 74 | 36 | 6 | R5534.4 |
| 4.50 | 0.1772 | 36 | 74 | 36 | 6 | R5534.5 |
| 4.60 | 0.1811 | 36 | 74 | 36 | 6 | R5534.6 |
| 4.70 | 0.1850 | 36 | 74 | 36 | 6 | R5534.7 |
| 4.80 | 0.1890 | 44 | 82 | 36 | 6 | R5534.8 |
| 4.90 | 0.1929 | 44 | 82 | 36 | 6 | R5534.9 |
| 5.00 | 0.1969 | 44 | 82 | 36 | 6 | R5535.0 |
| 5.10 | 0.2008 | 44 | 82 | 36 | 6 | R5535.1 |
| 5.20 | 0.2047 | 44 | 82 | 36 | 6 | R5535.2 |
| 5.30 | 0.2087 | 44 | 82 | 36 | 6 | R5535.3 |
| 5.40 | 0.2126 | 44 | 82 | 36 | 6 | R5535.4 |
| 5.50 | 0.2165 | 44 | 82 | 36 | 6 | R5535.5 |
| 5.60 | 0.2205 | 44 | 82 | 36 | 6 | R5535.6 |
| 5.70 | 0.2244 | 44 | 82 | 36 | 6 | R5535.7 |
| 5.80 | 0.2283 | 44 | 82 | 36 | 6 | R5535.8 |
| 5.90 | 0.2323 | 44 | 82 | 36 | 6 | R5535.9 |
| 6.00 | 0.2362 | 44 | 82 | 36 | 6 | R5536.0 |
| 6.10 | 0.2402 | 53 | 91 | 36 | 8 | R5536.1 |
| 6.20 | 0.2441 | 53 | 91 | 36 | 8 | R5536.2 |
| 6.30 | 0.2480 | 53 | 91 | 36 | 8 | R5536.3 |
| 6.40 | 0.2520 | 53 | 91 | 36 | 8 | R5536.4 |
| 6.50 | 0.2559 | 53 | 91 | 36 | 8 | R5536.5 |
| 6.60 | 0.2598 | 53 | 91 | 36 | 8 | R5536.6 |
| 6.70 | 0.2638 | 53 | 91 | 36 | 8 | R5536.7 |
| 6.80 | 0.2677 | 53 | 91 | 36 | 8 | R5536.8 |
| 6.90 | 0.2717 | 53 | 91 | 36 | 8 | R5536.9 |
| 7.00 | 0.2756 | 53 | 91 | 36 | 8 | R5537.0 |
| 7.10 | 0.2795 | 53 | 91 | 36 | 8 | R5537.1 |
| 7.20 | 0.2835 | 53 | 91 | 36 | 8 | R5537.2 |
| 7.30 | 0.2874 | 53 | 91 | 36 | 8 | R5537.3 |
| 7.40 | 0.2913 | 53 | 91 | 36 | 8 | R5537.4 |
| 7.50 | 0.2953 | 53 | 91 | 36 | 8 | R5537.5 |
| 7.60 | 0.2992 | 53 | 91 | 36 | 8 | R5537.6 |
| 7.70 | 0.3031 | 53 | 91 | 36 | 8 | R5537.7 |
| 7.80 | 0.3071 | 53 | 91 | 36 | 8 | R5537.8 |
| 7.90 | 0.3110 | 53 | 91 | 36 | 8 | R5537.9 |
| 8.00 | 0.3150 | 53 | 91 | 36 | 8 | R5538.0 |
| 8.10 | 0.3189 | 61 | 103 | 40 | 10 | R5538.1 |
| 8.20 | 0.3228 | 61 | 103 | 40 | 10 | R5538.2 |
| 8.30 | 0.3268 | 61 | 103 | 40 | 10 | R5538.3 |
| 8.40 | 0.3307 | 61 | 103 | 40 | 10 | R5538.4 |
| 8.50 | 0.3346 | 61 | 103 | 40 | 10 | R5538.5 |
| 8.60 | 0.3386 | 61 | 103 | 40 | 10 | R5538.6 |
| 8.70 | 0.3425 | 61 | 103 | 40 | 10 | R5538.7 |
| 8.80 | 0.3465 | 61 | 103 | 40 | 10 | R5538.8 |
| 8.90 | 0.3504 | 61 | 103 | 40 | 10 | R5538.9 |
| 9.00 | 0.3543 | 61 | 103 | 40 | 10 | R5539.0 |
| 9.10 | 0.3583 | 61 | 103 | 40 | 10 | R5539.1 |
| 9.20 | 0.3622 | 61 | 103 | 40 | 10 | R5539.2 |
| 9.30 | 0.3661 | 61 | 103 | 40 | 10 | R5539.3 |
| 9.40 | 0.3701 | 61 | 103 | 40 | 10 | R5539.4 |
| 9.50 | 0.3740 | 61 | 103 | 40 | 10 | R5539.5 |
| 9.60 | 0.3780 | 61 | 103 | 40 | 10 | R5539.6 |
| 9.70 | 0.3819 | 61 | 103 | 40 | 10 | R5539.7 |
| 9.80 | 0.3858 | 61 | 103 | 40 | 10 | R5539.8 |
| 9.90 | 0.3898 | 61 | 103 | 40 | 10 | R5539.9 |
| 10.00 | 0.3937 | 61 | 103 | 40 | 10 | R55310.0 |
| 10.10 | 0.3976 | 70 | 118 | 45 | 12 | R55310.1 |
| 10.20 | 0.4016 | 70 | 118 | 45 | 12 | R55310.2 |
| 10.30 | 0.4055 | 70 | 118 | 45 | 12 | R55310.3 |
| 10.40 | 0.4094 | 70 | 118 | 45 | 12 | R55310.4 |
| 10.50 | 0.4134 | 70 | 118 | 45 | 12 | R55310.5 |
| 10.60 | 0.4173 | 70 | 118 | 45 | 12 | R55310.6 |
| 10.70 | 0.4213 | 70 | 118 | 45 | 12 | R55310.7 |
| 10.80 | 0.4252 | 70 | 118 | 45 | 12 | R55310.8 |
| 10.90 | 0.4291 | 70 | 118 | 45 | 12 | R55310.9 |
| 11.00 | 0.4331 | 70 | 118 | 45 | 12 | R55311.0 |
| 11.10 | 0.4370 | 70 | 118 | 45 | 12 | R55311.1 |
| 11.20 | 0.4409 | 70 | 118 | 45 | 12 | R55311.2 |
| 11.30 | 0.4449 | 70 | 118 | 45 | 12 | R55311.3 |
| 11.40 | 0.4488 | 70 | 118 | 45 | 12 | R55311.4 |
| 11.50 | 0.4528 | 70 | 118 | 45 | 12 | R55311.5 |
| 11.60 | 0.4567 | 70 | 118 | 45 | 12 | R55311.6 |
| 11.70 | 0.4606 | 70 | 118 | 45 | 12 | R55311.7 |

# R553

| $d_1$ Ø mm | $d_1$ decimal Inch | $l_2$ mm | $l_1$ mm | $l_3$ mm | $d_2$ Ø mm | e-Code |
|---|---|---|---|---|---|---|
| **11.80** | 0.4646 | 70 | 118 | 45 | 12 | **R55311.8** |
| **11.90** | 0.4685 | 70 | 118 | 45 | 12 | **R55311.9** |
| **12.00** | 0.4724 | 70 | 118 | 45 | 12 | **R55312.0** |
| **12.10** | 0.4764 | 76 | 124 | 45 | 14 | **R55312.1** |
| **12.20** | 0.4803 | 76 | 124 | 45 | 14 | **R55312.2** |
| **12.50** | 0.4921 | 76 | 124 | 45 | 14 | **R55312.5** |
| **12.80** | 0.5039 | 76 | 124 | 45 | 14 | **R55312.8** |
| **13.00** | 0.5118 | 76 | 124 | 45 | 14 | **R55313.0** |
| **13.50** | 0.5315 | 76 | 124 | 45 | 14 | **R55313.5** |
| **14.00** | 0.5512 | 76 | 124 | 45 | 14 | **R55314.0** |
| **14.20** | 0.5591 | 76 | 124 | 48 | 16 | **R55314.2** |
| **14.25** | 0.5610 | 82 | 133 | 48 | 16 | **R55314.25** |
| **14.50** | 0.5709 | 82 | 133 | 48 | 16 | **R55314.5** |
| **15.00** | 0.5906 | 82 | 133 | 48 | 16 | **R55315.0** |

| $d_1$ Ø mm | $d_1$ decimal Inch | $l_2$ mm | $l_1$ mm | $l_3$ mm | $d_2$ Ø mm | e-Code |
|---|---|---|---|---|---|---|
| **15.10** | 0.5945 | 82 | 133 | 48 | 16 | **R55315.1** |
| **15.50** | 0.6102 | 82 | 133 | 48 | 16 | **R55315.5** |
| **16.00** | 0.6299 | 82 | 133 | 48 | 16 | **R55316.0** |
| **16.50** | 0.6496 | 91 | 143 | 48 | 18 | **R55316.5** |
| **17.00** | 0.6693 | 91 | 143 | 48 | 18 | **R55317.0** |
| **17.50** | 0.6890 | 91 | 143 | 48 | 18 | **R55317.5** |
| **18.00** | 0.7087 | 91 | 143 | 48 | 18 | **R55318.0** |
| **18.50** | 0.7283 | 99 | 153 | 50 | 20 | **R55318.5** |
| **19.00** | 0.7480 | 99 | 153 | 50 | 20 | **R55319.0** |
| **19.50** | 0.7677 | 99 | 153 | 50 | 20 | **R55319.5** |
| **20.00** | 0.7874 | 99 | 153 | 50 | 20 | **R55320.0** |

# R563

DORMER

- CDX-Inox Drill
- CDX-Inox Spiralbohrer
- CDX-Inox spiraalboren
- Foret CDX-Inox
- Broca CDX-Inox
- Broca CDX-Inox




CDX-Inox

## R563

■ 2.1 2.2 2.3 2.4 4.1 4.2 4.3 5.1 5.2 5.3

| $d_1$ Ø Inch | $d_1$ Ø mm | $d_1$ decimal Inch | $l_2$ mm | $l_1$ mm | $l_3$ mm | $d_2$ Ø mm | e-Code |
|---|---|---|---|---|---|---|---|
| | 3.00 | 0.1181 | 28 | 66 | 36 | 6 | R5633.0 |
| 1/8 | 3.17 | 0.1248 | 28 | 66 | 36 | 6 | R5631/8 |
| | 3.20 | 0.1260 | 28 | 66 | 36 | 6 | R5633.2 |
| | 3.30 | 0.1299 | 28 | 66 | 36 | 6 | R5633.3 |
| | 3.40 | 0.1339 | 28 | 66 | 36 | 6 | R5633.4 |
| | 3.50 | 0.1378 | 28 | 66 | 36 | 6 | R5633.5 |
| 9/64 | 3.57 | 0.1406 | 28 | 66 | 36 | 6 | R5639/64 |
| | 3.70 | 0.1457 | 28 | 66 | 36 | 6 | R5633.7 |
| | 3.80 | 0.1496 | 36 | 74 | 36 | 6 | R5633.8 |
| | 3.90 | 0.1535 | 36 | 74 | 36 | 6 | R5633.9 |
| 5/32 | 3.97 | 0.1563 | 36 | 74 | 36 | 6 | R5635/32 |
| | 4.00 | 0.1575 | 36 | 74 | 36 | 6 | R5634.0 |
| | 4.10 | 0.1614 | 36 | 74 | 36 | 6 | R5634.1 |
| | 4.20 | 0.1654 | 36 | 74 | 36 | 6 | R5634.2 |
| | 4.30 | 0.1693 | 36 | 74 | 36 | 6 | R5634.3 |
| 11/64 | 4.37 | 0.1720 | 36 | 74 | 36 | 6 | R56311/64 |
| | 4.50 | 0.1772 | 36 | 74 | 36 | 6 | R5634.5 |
| | 4.60 | 0.1811 | 36 | 74 | 36 | 6 | R5634.6 |
| 3/16 | 4.76 | 0.1874 | 44 | 82 | 36 | 6 | R5633/16 |
| | 5.00 | 0.1969 | 44 | 82 | 36 | 6 | R5635.0 |
| | 5.10 | 0.2008 | 44 | 82 | 36 | 6 | R5635.1 |
| 13/64 | 5.16 | 0.2031 | 44 | 82 | 36 | 6 | R56313/64 |
| | 5.20 | 0.2047 | 44 | 82 | 36 | 6 | R5635.2 |
| | 5.50 | 0.2165 | 44 | 82 | 36 | 6 | R5635.5 |
| 7/32 | 5.56 | 0.2188 | 44 | 82 | 36 | 6 | R5637/32 |
| | 5.80 | 0.2283 | 44 | 82 | 36 | 6 | R5635.8 |
| | 6.00 | 0.2362 | 44 | 82 | 36 | 6 | R5636.0 |
| | 6.30 | 0.2480 | 53 | 91 | 36 | 8 | R5636.3 |
| 1/4 | 6.35 | 0.2500 | 53 | 91 | 36 | 8 | R5631/4 |
| | 6.50 | 0.2559 | 53 | 91 | 36 | 8 | R5636.5 |
| | 6.60 | 0.2598 | 53 | 91 | 36 | 8 | R5636.6 |
| 17/64 | 6.75 | 0.2656 | 53 | 91 | 36 | 8 | R56317/64 |
| | 6.80 | 0.2677 | 53 | 91 | 36 | 8 | R5636.8 |
| | 6.90 | 0.2717 | 53 | 91 | 36 | 8 | R5636.9 |
| | 7.00 | 0.2756 | 53 | 91 | 36 | 8 | R5637.0 |
| 9/32 | 7.14 | 0.2813 | 53 | 91 | 36 | 8 | R5639/32 |
| | 7.30 | 0.2874 | 53 | 91 | 36 | 8 | R5637.3 |
| | 7.40 | 0.2913 | 53 | 91 | 36 | 8 | R5637.4 |
| | 7.50 | 0.2953 | 53 | 91 | 36 | 8 | R5637.5 |
| 19/64 | 7.54 | 0.2969 | 53 | 91 | 36 | 8 | R56319/64 |
| 5/16 | 7.94 | 0.3125 | 53 | 91 | 36 | 8 | R5635/16 |
| | 8.00 | 0.3150 | 53 | 91 | 36 | 8 | R5638.0 |
| 21/64 | 8.33 | 0.3281 | 61 | 103 | 40 | 10 | R56321/64 |
| | 8.50 | 0.3346 | 61 | 103 | 40 | 10 | R5638.5 |
| | 8.60 | 0.3386 | 61 | 103 | 40 | 10 | R5638.6 |
| | 8.70 | 0.3425 | 61 | 103 | 40 | 10 | R5638.7 |
| 11/32 | 8.73 | 0.3438 | 61 | 103 | 40 | 10 | R56311/32 |
| | 8.80 | 0.3465 | 61 | 103 | 40 | 10 | R5638.8 |
| | 9.00 | 0.3543 | 61 | 103 | 40 | 10 | R5639.0 |
| 23/64 | 9.13 | 0.3594 | 61 | 103 | 40 | 10 | R56323/64 |
| | 9.30 | 0.3661 | 61 | 103 | 40 | 10 | R5639.3 |
| | 9.40 | 0.3701 | 61 | 103 | 40 | 10 | R5639.4 |
| | 9.50 | 0.3740 | 61 | 103 | 40 | 10 | R5639.5 |
| 3/8 | 9.53 | 0.3750 | 61 | 103 | 40 | 10 | R5633/8 |
| 25/64 | 9.92 | 0.3906 | 61 | 103 | 40 | 10 | R56325/64 |
| | 10.00 | 0.3937 | 61 | 103 | 40 | 10 | R56310.0 |
| | 10.20 | 0.4016 | 70 | 118 | 45 | 12 | R56310.2 |
| | 10.30 | 0.4055 | 70 | 118 | 45 | 12 | R56310.3 |
| 13/32 | 10.32 | 0.4063 | 70 | 118 | 45 | 12 | R56313/32 |
| | 10.40 | 0.4094 | 70 | 118 | 45 | 12 | R56310.4 |
| | 10.50 | 0.4134 | 70 | 118 | 45 | 12 | R56310.5 |
| 27/64 | 10.72 | 0.4219 | 70 | 118 | 45 | 12 | R56327/64 |
| | 10.80 | 0.4252 | 70 | 118 | 45 | 12 | R56310.8 |
| | 11.00 | 0.4331 | 70 | 118 | 45 | 12 | R56311.0 |
| | 11.10 | 0.4370 | 70 | 118 | 45 | 12 | R56311.1 |
| 7/16 | 11.11 | 0.4375 | 70 | 118 | 45 | 12 | R5637/16 |
| | 11.20 | 0.4409 | 70 | 118 | 45 | 12 | R56311.2 |
| | 11.50 | 0.4528 | 70 | 118 | 45 | 12 | R56311.5 |
| 29/64 | 11.51 | 0.4531 | 70 | 118 | 45 | 12 | R56329/64 |
| | 11.80 | 0.4646 | 70 | 118 | 45 | 12 | R56311.8 |
| 15/32 | 11.91 | 0.4688 | 70 | 118 | 45 | 12 | R56315/32 |
| | 12.00 | 0.4724 | 70 | 118 | 45 | 12 | R56312.0 |
| | 12.10 | 0.4764 | 76 | 124 | 45 | 14 | R56312.1 |
| | 12.20 | 0.4803 | 76 | 124 | 45 | 14 | R56312.2 |
| 31/64 | 12.30 | 0.4844 | 76 | 124 | 45 | 14 | R56331/64 |
| | 12.50 | 0.4921 | 76 | 124 | 45 | 14 | R56312.5 |
| 1/2 | 12.70 | 0.5000 | 76 | 124 | 45 | 14 | R5631/2 |
| | 13.00 | 0.5118 | 76 | 124 | 45 | 14 | R56313.0 |
| 33/64 | 13.10 | 0.5156 | 76 | 124 | 45 | 14 | R56333/64 |
| 17/32 | 13.49 | 0.5313 | 76 | 124 | 45 | 14 | R56317/32 |
| | 13.50 | 0.5315 | 76 | 124 | 45 | 14 | R56313.5 |
| 35/64 | 13.89 | 0.5469 | 76 | 124 | 45 | 14 | R56335/64 |
| | 14.00 | 0.5512 | 76 | 124 | 45 | 14 | R56314.0 |
| | 14.20 | 0.5591 | 82 | 133 | 48 | 16 | R56314.2 |
| | 14.25 | 0.5610 | 82 | 133 | 48 | 16 | R56314.25 |
| 9/16 | 14.29 | 0.5625 | 82 | 133 | 48 | 16 | R5639/16 |
| | 14.50 | 0.5709 | 82 | 133 | 48 | 16 | R56314.5 |
| 37/64 | 14.68 | 0.5781 | 82 | 133 | 48 | 16 | R56337/64 |
| | 14.75 | 0.5807 | 82 | 133 | 48 | 16 | R56314.75 |
| | 15.00 | 0.5906 | 82 | 133 | 48 | 16 | R56315.0 |
| 19/32 | 15.08 | 0.5938 | 82 | 133 | 48 | 16 | R56319/32 |
| | 15.50 | 0.6102 | 82 | 133 | 48 | 16 | R56315.5 |
| 5/8 | 15.88 | 0.6250 | 82 | 133 | 48 | 16 | R5635/8 |
| | 16.00 | 0.6299 | 82 | 133 | 48 | 16 | R56316.0 |
| | 16.08 | 0.6331 | 91 | 143 | 48 | 18 | R56316.08 |
| | 16.50 | 0.6496 | 91 | 143 | 48 | 18 | R56316.5 |
| 21/32 | 16.67 | 0.6563 | 91 | 143 | 48 | 18 | R56321/32 |
| | 17.00 | 0.6693 | 91 | 143 | 48 | 18 | R56317.0 |
| 11/16 | 17.46 | 0.6875 | 91 | 143 | 48 | 18 | R56311/16 |
| | 17.50 | 0.6890 | 91 | 143 | 48 | 18 | R56317.5 |
| | 17.90 | 0.7047 | 91 | 143 | 48 | 18 | R56317.9 |
| | 18.00 | 0.7087 | 91 | 143 | 48 | 18 | R56318.0 |
| | 19.00 | 0.7480 | 99 | 153 | 50 | 20 | R56319.0 |
| 3/4 | 19.05 | 0.7500 | 99 | 153 | 50 | 20 | R5633/4 |
| | 19.25 | 0.7579 | 99 | 153 | 50 | 20 | R56319.25 |
| | 19.30 | 0.7598 | 99 | 153 | 50 | 20 | R56319.3 |
| | 19.35 | 0.7618 | 99 | 153 | 50 | 20 | R56319.35 |
| | 20.00 | 0.7874 | 99 | 153 | 50 | 20 | R56320.0 |

# R583

- CDX-Al Drill
- CDX-Al Spiralbohrer
- CDX-Al spiraalboren
- Foret CDX-Al
- Broca CDX-Al
- Broca CDX-Al

NEW
2009.02

CDX-Al

## R583

■ 7.1 7.2 7.3 7.4

| $d_1$ Ø Inch | $d_1$ Ø mm | $d_1$ decimal Inch | $l_2$ mm | $l_1$ mm | $l_3$ mm | $d_2$ Ø mm | e-Code |
|---|---|---|---|---|---|---|---|
| | 3.00 | 0.1181 | 23 | 66 | 36 | 6 | **R5833.0** |
| **1/8** | 3.17 | 0.1248 | 23 | 66 | 36 | 6 | **R5831/8** |
| | 3.20 | 0.1260 | 23 | 66 | 36 | 6 | **R5833.2** |
| | 3.30 | 0.1299 | 23 | 66 | 36 | 6 | **R5833.3** |
| | 3.50 | 0.1378 | 23 | 66 | 36 | 6 | **R5833.5** |
| **9/64** | 3.57 | 0.1406 | 23 | 66 | 36 | 6 | **R5839/64** |
| | 3.80 | 0.1496 | 32 | 74 | 36 | 6 | **R5833.8** |
| | 3.90 | 0.1535 | 32 | 74 | 36 | 6 | **R5833.9** |
| **5/32** | 3.97 | 0.1563 | 32 | 74 | 36 | 6 | **R5835/32** |
| | 4.00 | 0.1575 | 32 | 74 | 36 | 6 | **R5834.0** |
| | 4.10 | 0.1614 | 32 | 74 | 36 | 6 | **R5834.1** |
| | 4.20 | 0.1654 | 32 | 74 | 36 | 6 | **R5834.2** |
| **11/64** | 4.37 | 0.1720 | 32 | 74 | 36 | 6 | **R58311/64** |
| | 4.50 | 0.1772 | 32 | 74 | 36 | 6 | **R5834.5** |
| **3/16** | 4.76 | 0.1874 | 42 | 82 | 36 | 6 | **R5833/16** |
| | 5.00 | 0.1969 | 42 | 82 | 36 | 6 | **R5835.0** |
| | 5.10 | 0.2008 | 42 | 82 | 36 | 6 | **R5835.1** |
| **13/64** | 5.16 | 0.2031 | 42 | 82 | 36 | 6 | **R58313/64** |
| | 5.20 | 0.2047 | 42 | 82 | 36 | 6 | **R5835.2** |
| | 5.50 | 0.2165 | 42 | 82 | 36 | 6 | **R5835.5** |
| **7/32** | 5.56 | 0.2188 | 42 | 82 | 36 | 6 | **R5837/32** |
| | 5.80 | 0.2283 | 42 | 82 | 36 | 6 | **R5835.8** |
| | 6.00 | 0.2362 | 42 | 82 | 36 | 6 | **R5836.0** |
| | 6.30 | 0.2480 | 50 | 91 | 36 | 8 | **R5836.3** |
| **1/4** | 6.35 | 0.2500 | 50 | 91 | 36 | 8 | **R5831/4** |
| | 6.50 | 0.2559 | 50 | 91 | 36 | 8 | **R5836.5** |
| | 6.60 | 0.2598 | 50 | 91 | 36 | 8 | **R5836.6** |
| **17/64** | 6.75 | 0.2656 | 50 | 91 | 36 | 8 | **R58317/64** |
| | 6.80 | 0.2677 | 50 | 91 | 36 | 8 | **R5836.8** |
| | 6.90 | 0.2717 | 50 | 91 | 36 | 8 | **R5836.9** |
| | 7.00 | 0.2756 | 50 | 91 | 36 | 8 | **R5837.0** |
| **9/32** | 7.14 | 0.2813 | 50 | 91 | 36 | 8 | **R5839/32** |
| | 7.30 | 0.1693 | 50 | 91 | 36 | 8 | **R5837.3** |
| | 7.40 | 0.2913 | 50 | 91 | 36 | 8 | **R5837.4** |
| | 7.50 | 0.2953 | 50 | 91 | 36 | 8 | **R5837.5** |
| **19/64** | 7.54 | 0.2969 | 50 | 91 | 36 | 8 | **R58319/64** |
| **5/16** | 7.94 | 0.3125 | 50 | 91 | 36 | 8 | **R5835/16** |
| | 8.00 | 0.3150 | 50 | 91 | 36 | 8 | **R5838.0** |
| **21/64** | 8.33 | 0.3281 | 59 | 103 | 40 | 10 | **R58321/64** |
| | 8.50 | 0.3346 | 59 | 103 | 40 | 10 | **R5838.5** |
| | 8.60 | 0.3386 | 59 | 103 | 40 | 10 | **R5838.6** |
| | 8.70 | 0.3425 | 59 | 103 | 40 | 10 | **R5838.7** |
| **11/32** | 8.73 | 0.3438 | 59 | 103 | 40 | 10 | **R58311/32** |
| | 8.80 | 0.3465 | 59 | 103 | 40 | 10 | **R5838.8** |
| | 9.00 | 0.3543 | 59 | 103 | 40 | 10 | **R5839.0** |
| **23/64** | 9.13 | 0.3594 | 59 | 103 | 40 | 10 | **R58323/64** |
| | 9.30 | 0.3661 | 59 | 103 | 40 | 10 | **R5839.3** |
| | 9.40 | 0.3701 | 59 | 103 | 40 | 10 | **R5839.4** |
| | 9.50 | 0.3740 | 59 | 103 | 40 | 10 | **R5839.5** |
| **3/8** | 9.53 | 0.3750 | 59 | 103 | 40 | 10 | **R5833/8** |

| $d_1$ Ø Inch | $d_1$ Ø mm | $d_1$ decimal Inch | $l_2$ mm | $l_1$ mm | $l_3$ mm | $d_2$ Ø mm | e-Code |
|---|---|---|---|---|---|---|---|
| **25/64** | 9.92 | 0.3906 | 59 | 103 | 40 | 10 | **R58325/64** |
| | 10.00 | 0.3937 | 59 | 103 | 40 | 10 | **R58310.0** |
| | 10.20 | 0.4016 | 69 | 118 | 45 | 12 | **R58310.2** |
| | 10.30 | 0.4055 | 69 | 118 | 45 | 12 | **R58310.3** |
| **13/32** | 10.32 | 0.4063 | 69 | 118 | 45 | 12 | **R58313/32** |
| | 10.40 | 0.4094 | 69 | 118 | 45 | 12 | **R58310.4** |
| | 10.50 | 0.4134 | 69 | 118 | 45 | 12 | **R58310.5** |
| **27/64** | 10.72 | 0.4219 | 69 | 118 | 45 | 12 | **R58327/64** |
| | 10.80 | 0.4252 | 69 | 118 | 45 | 12 | **R58310.8** |
| | 11.00 | 0.4331 | 69 | 118 | 45 | 12 | **R58311.0** |
| | 11.10 | 0.4370 | 69 | 118 | 45 | 12 | **R58311.1** |
| **7/16** | 11.11 | 0.4375 | 69 | 118 | 45 | 12 | **R5837/16** |
| | 11.20 | 0.4409 | 69 | 118 | 45 | 12 | **R58311.2** |
| | 11.50 | 0.4528 | 69 | 118 | 45 | 12 | **R58311.5** |
| **29/64** | 11.51 | 0.4531 | 69 | 118 | 45 | 12 | **R58329/64** |
| | 11.80 | 0.4646 | 69 | 118 | 45 | 12 | **R58311.8** |
| **15/32** | 11.91 | 0.4688 | 69 | 118 | 45 | 12 | **R58315/32** |
| | 12.00 | 0.4724 | 69 | 118 | 45 | 12 | **R58312.0** |
| | 12.10 | 0.4764 | 75 | 124 | 45 | 14 | **R58312.1** |
| | 12.20 | 0.4803 | 75 | 124 | 45 | 14 | **R58312.2** |
| **31/64** | 12.30 | 0.4844 | 75 | 124 | 45 | 14 | **R58331/64** |
| | 12.50 | 0.4921 | 75 | 124 | 45 | 14 | **R58312.5** |
| **1/2** | 12.70 | 0.5000 | 75 | 124 | 45 | 14 | **R5831/2** |
| | 13.00 | 0.5118 | 75 | 124 | 45 | 14 | **R58313.0** |
| **33/64** | 13.10 | 0.5156 | 75 | 124 | 45 | 14 | **R58333/64** |
| **17/32** | 13.49 | 0.5313 | 75 | 124 | 45 | 14 | **R58317/32** |
| | 13.50 | 0.5315 | 75 | 124 | 45 | 14 | **R58313.5** |
| **35/64** | 13.89 | 0.5469 | 75 | 124 | 45 | 14 | **R58335/64** |
| | 14.00 | 0.5512 | 75 | 124 | 45 | 14 | **R58314.0** |
| | 14.20 | 0.5591 | 81 | 133 | 48 | 16 | **R58314.2** |
| | 14.25 | 0.5610 | 81 | 133 | 48 | 16 | **R58314.25** |
| **9/16** | 14.29 | 0.5625 | 81 | 133 | 48 | 16 | **R5839/16** |
| | 14.50 | 0.5709 | 81 | 133 | 48 | 16 | **R58314.5** |
| **37/64** | 14.68 | 0.5781 | 81 | 133 | 48 | 16 | **R58337/64** |
| | 14.75 | 0.5807 | 81 | 133 | 48 | 16 | **R58314.75** |
| | 15.00 | 0.5906 | 81 | 133 | 48 | 16 | **R58315.0** |
| **19/32** | 15.08 | 0.5938 | 81 | 133 | 48 | 16 | **R58319/32** |
| | 15.50 | 0.6102 | 81 | 133 | 48 | 16 | **R58315.5** |
| **5/8** | 15.88 | 0.625 | 81 | 133 | 48 | 16 | **R5835/8** |
| | 16.00 | 0.6299 | 81 | 133 | 48 | 16 | **R58316.0** |
| | 16.50 | 0.6496 | 93 | 143 | 48 | 18 | **R58316.5** |
| **21/32** | 16.67 | 0.6563 | 93 | 143 | 48 | 18 | **R58321/32** |
| | 17.00 | 0.6693 | 93 | 143 | 48 | 18 | **R58317.0** |
| **11/16** | 17.46 | 0.6875 | 93 | 143 | 48 | 18 | **R58311/16** |
| | 17.50 | 0.6890 | 93 | 143 | 48 | 18 | **R58317.5** |
| | 17.90 | 0.7047 | 93 | 143 | 48 | 18 | **R58317.9** |
| | 18.00 | 0.7087 | 93 | 143 | 48 | 18 | **R58318.0** |
| | 19.00 | 0.7480 | 100 | 153 | 50 | 20 | **R58319.0** |
| **3/4** | 19.05 | 0.7500 | 100 | 153 | 50 | 20 | **R5833/4** |
| | 20.00 | 0.7874 | 100 | 153 | 50 | 20 | **R58320.0** |

# R220 / R210

DORMER

- Straight Flute Drill
- Spiralbohrer, gerade genutet
- Boor met rechte spaangroef
- Foret goujure droite
- Broca de estrias rectas
- Broca de Canais Direitos

## R220

Double Margin / 4 Führungsfasen / Dubbele geleiderand / Double goujure / Doble margen / Lábio Duplo

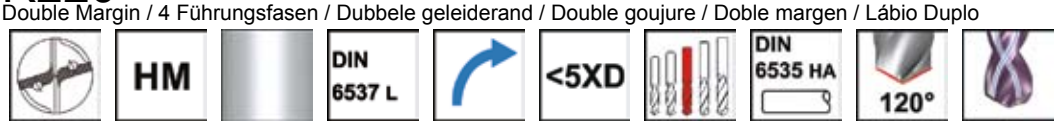


■ 3.1 3.2 3.3 3.4 6.2 7.2 7.3 7.4

| $d_1$ Ø mm | $l_2$ mm | $l_1$ mm | $l_3$ mm | $d_2$ Ø mm | e-Code |
|---|---|---|---|---|---|
| **4.00** | 36 | 74 | 36 | 6 | **R2204.0** |
| **4.20** | 36 | 74 | 36 | 6 | **R2204.2** |
| **5.00** | 44 | 82 | 36 | 6 | **R2205.0** |
| **6.00** | 44 | 82 | 36 | 6 | **R2206.0** |
| **6.80** | 53 | 91 | 36 | 8 | **R2206.8** |
| **7.00** | 53 | 91 | 36 | 8 | **R2207.0** |
| **8.00** | 53 | 91 | 36 | 8 | **R2208.0** |
| **8.50** | 61 | 103 | 40 | 10 | **R2208.5** |
| **9.00** | 61 | 103 | 40 | 10 | **R2209.0** |
| **10.00** | 61 | 103 | 40 | 10 | **R22010.0** |
| **10.20** | 71 | 118 | 45 | 12 | **R22010.2** |
| **11.00** | 71 | 118 | 45 | 12 | **R22011.0** |

| $d_1$ Ø mm | $l_2$ mm | $l_1$ mm | $l_3$ mm | $d_2$ Ø mm | e-Code |
|---|---|---|---|---|---|
| **12.00** | 71 | 118 | 45 | 12 | **R22012.0** |
| **13.00** | 77 | 124 | 45 | 14 | **R22013.0** |
| **14.00** | 77 | 124 | 45 | 14 | **R22014.0** |
| **15.00** | 83 | 133 | 48 | 16 | **R22015.0** |
| **15.50** | 83 | 133 | 48 | 16 | **R22015.5** |
| **16.00** | 83 | 133 | 48 | 16 | **R22016.0** |
| **17.00** | 93 | 143 | 48 | 18 | **R22017.0** |
| **17.50** | 93 | 143 | 48 | 18 | **R22017.5** |
| **18.00** | 93 | 143 | 48 | 18 | **R22018.0** |
| **19.50** | 101 | 153 | 50 | 20 | **R22019.5** |
| **20.00** | 101 | 153 | 50 | 20 | **R22020.0** |






## R210

Double Margin / 4 Führungsfasen / Dubbele geleiderand / Double goujure / Doble margen / Lábio Duplo

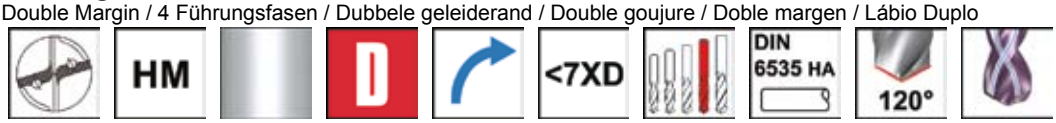


■ 3.1 3.2 3.3 3.4 6.2 7.2 7.3 7.4

| $d_1$ Ø mm | $l_2$ mm | $l_1$ mm | $l_3$ mm | $d_2$ Ø mm | e-Code |
|---|---|---|---|---|---|
| **5.00** | 63 | 101 | 36 | 6 | **R2105.0** |
| **6.00** | 63 | 101 | 36 | 6 | **R2106.0** |
| **7.00** | 79 | 117 | 36 | 8 | **R2107.0** |
| **8.00** | 79 | 117 | 36 | 8 | **R2108.0** |
| **9.00** | 91 | 133 | 40 | 10 | **R2109.0** |
| **10.00** | 91 | 133 | 40 | 10 | **R21010.0** |
| **11.00** | 104 | 151 | 45 | 12 | **R21011.0** |
| **12.00** | 104 | 151 | 45 | 12 | **R21012.0** |

| $d_1$ Ø mm | $l_2$ mm | $l_1$ mm | $l_3$ mm | $d_2$ Ø mm | e-Code |
|---|---|---|---|---|---|
| **14.00** | 113 | 160 | 45 | 14 | **R21014.0** |
| **15.00** | 128 | 178 | 48 | 16 | **R21015.0** |
| **16.00** | 128 | 178 | 48 | 16 | **R21016.0** |
| **17.00** | 141 | 191 | 48 | 18 | **R21017.0** |
| **17.50** | 141 | 191 | 48 | 18 | **R21017.5** |
| **18.00** | 141 | 191 | 48 | 18 | **R21018.0** |
| **20.00** | 153 | 205 | 50 | 20 | **R21020.0** |

# R570

- CDX-DH Drill
- CDX-DH Spiralbohrer
- CDX-DH spiraalboren
- Foret CDX-DH
- Broca CDX-DH
- Broca CDX-DH

2007.04

CDX-DH

## R570

■ 1.1 1.2 1.3 1.4 1.5 1.6 2.1 2.2 3.1 3.2 3.3 3.4 7.2 7.3 7.4

● 2.3 6.1 6.2 6.3 6.4 7.1

| $d_1$ Ø Inch | $d_1$ Ø mm | $d_1$ decimal Inch | $l_2$ mm | $l_1$ mm | $l_3$ mm | $d_2$ Ø mm | e-Code |
|---|---|---|---|---|---|---|---|
| | 3.00 | 0.1181 | 37 | 79 | 36 | 6 | **R5703.0** |
| | 3.10 | 0.1220 | 37 | 79 | 36 | 6 | **R5703.1** |
| | 3.20 | 0.1260 | 37 | 79 | 36 | 6 | **R5703.2** |
| | 3.30 | 0.1299 | 37 | 79 | 36 | 6 | **R5703.3** |
| | 3.40 | 0.1339 | 37 | 79 | 36 | 6 | **R5703.4** |
| | 3.50 | 0.1378 | 37 | 79 | 36 | 6 | **R5703.5** |
| | 3.70 | 0.1457 | 37 | 79 | 36 | 6 | **R5703.7** |
| | 3.80 | 0.1496 | 48 | 90 | 36 | 6 | **R5703.8** |
| | 4.00 | 0.1575 | 48 | 90 | 36 | 6 | **R5704.0** |
| | 4.10 | 0.1614 | 48 | 90 | 36 | 6 | **R5704.1** |
| | 4.20 | 0.1654 | 48 | 90 | 36 | 6 | **R5704.2** |
| | 4.30 | 0.1693 | 48 | 90 | 36 | 6 | **R5704.3** |
| | 4.50 | 0.1772 | 48 | 90 | 36 | 6 | **R5704.5** |
| | 4.60 | 0.1811 | 48 | 90 | 36 | 6 | **R5704.6** |
| | 4.70 | 0.1850 | 62 | 104 | 36 | 6 | **R5704.7** |
| | 4.80 | 0.1890 | 62 | 104 | 36 | 6 | **R5704.8** |
| | 5.00 | 0.1969 | 62 | 104 | 36 | 6 | **R5705.0** |
| | 5.10 | 0.2008 | 62 | 104 | 36 | 6 | **R5705.1** |
| | 5.20 | 0.2047 | 62 | 104 | 36 | 6 | **R5705.2** |
| | 5.50 | 0.2165 | 62 | 104 | 36 | 6 | **R5705.5** |
| | 5.70 | 0.2244 | 62 | 104 | 36 | 6 | **R5705.7** |
| | 5.80 | 0.2283 | 62 | 104 | 36 | 6 | **R5705.8** |
| | 6.00 | 0.2362 | 62 | 104 | 36 | 6 | **R5706.0** |
| | 6.10 | 0.2402 | 84 | 126 | 36 | 8 | **R5706.1** |
| | 6.20 | 0.2441 | 84 | 126 | 36 | 8 | **R5706.2** |
| **1/4** | 6.35 | 0.2500 | 84 | 126 | 36 | 8 | **R5701/4** |
| | 6.50 | 0.2559 | 84 | 126 | 36 | 8 | **R5706.5** |
| | 6.60 | 0.2598 | 84 | 126 | 36 | 8 | **R5706.6** |
| | 6.70 | 0.2638 | 84 | 126 | 36 | 8 | **R5706.7** |
| **17/64** | 6.75 | 0.2657 | 84 | 126 | 36 | 8 | **R57017/64** |
| | 6.80 | 0.2677 | 84 | 126 | 36 | 8 | **R5706.8** |
| | 6.90 | 0.2717 | 84 | 126 | 36 | 8 | **R5706.9** |
| | 7.00 | 0.2756 | 84 | 126 | 36 | 8 | **R5707.0** |
| **9/32** | 7.14 | 0.2811 | 84 | 126 | 36 | 8 | **R5709/32** |
| | 7.20 | 0.2834 | 84 | 126 | 36 | 8 | **R5707.2** |
| | 7.40 | 0.2913 | 84 | 126 | 36 | 8 | **R5707.4** |
| | 7.50 | 0.2953 | 84 | 126 | 36 | 8 | **R5707.5** |
| **19/64** | 7.54 | 0.2969 | 84 | 126 | 36 | 8 | **R57019/64** |
| | 7.60 | 0.2992 | 84 | 126 | 36 | 8 | **R5707.6** |
| | 7.70 | 0.3031 | 84 | 126 | 36 | 8 | **R5707.7** |
| | 7.80 | 0.3071 | 84 | 126 | 36 | 8 | **R5707.8** |
| **5/16** | 7.94 | 0.3126 | 84 | 126 | 36 | 8 | **R5705/16** |
| | 8.00 | 0.3150 | 84 | 126 | 36 | 8 | **R5708.0** |
| | 8.10 | 0.3189 | 106 | 152 | 40 | 10 | **R5708.1** |
| | 8.20 | 0.3228 | 106 | 152 | 40 | 10 | **R5708.2** |
| **21/64** | 8.33 | 0.3281 | 106 | 152 | 40 | 10 | **R57021/64** |
| | 8.40 | 0.3307 | 106 | 152 | 40 | 10 | **R5708.4** |
| | 8.50 | 0.3346 | 106 | 152 | 40 | 10 | **R5708.5** |
| | 8.60 | 0.3386 | 106 | 152 | 40 | 10 | **R5708.6** |
| | 8.70 | 0.3425 | 106 | 152 | 40 | 10 | **R5708.7** |
| **11/32** | 8.73 | 0.3437 | 106 | 152 | 40 | 10 | **R57011/32** |
| | 8.80 | 0.3465 | 106 | 152 | 40 | 10 | **R5708.8** |

| $d_1$ Ø Inch | $d_1$ Ø mm | $d_1$ decimal Inch | $l_2$ mm | $l_1$ mm | $l_3$ mm | $d_2$ Ø mm | e-Code |
|---|---|---|---|---|---|---|---|
| | 9.00 | 0.3543 | 106 | 152 | 40 | 10 | **R5709.0** |
| **23/64** | 9.13 | 0.3594 | 106 | 152 | 40 | 10 | **R57023/64** |
| | 9.30 | 0.3661 | 106 | 152 | 40 | 10 | **R5709.3** |
| | 9.50 | 0.3740 | 106 | 152 | 40 | 10 | **R5709.5** |
| **3/8** | 9.53 | 0.3752 | 106 | 152 | 40 | 10 | **R5703/8** |
| | 9.80 | 0.3858 | 106 | 152 | 40 | 10 | **R5709.8** |
| | 9.90 | 0.3898 | 106 | 152 | 40 | 10 | **R5709.9** |
| **25/64** | 9.92 | 0.3906 | 106 | 152 | 40 | 10 | **R57025/64** |
| | 10.00 | 0.3937 | 106 | 152 | 40 | 10 | **R57010.0** |
| | 10.20 | 0.4016 | 128 | 180 | 45 | 12 | **R57010.2** |
| | 10.30 | 0.4055 | 128 | 180 | 45 | 12 | **R57010.3** |
| **13/32** | 10.32 | 0.4063 | 128 | 180 | 45 | 12 | **R57013/32** |
| | 10.40 | 0.4094 | 128 | 180 | 45 | 12 | **R57010.4** |
| | 10.50 | 0.4134 | 128 | 180 | 45 | 12 | **R57010.5** |
| **27/64** | 10.72 | 0.4219 | 128 | 180 | 45 | 12 | **R57027/64** |
| | 11.00 | 0.4331 | 128 | 180 | 45 | 12 | **R57011.0** |
| **7/16** | 11.11 | 0.4374 | 128 | 180 | 45 | 12 | **R5707/16** |
| | 11.20 | 0.4409 | 128 | 180 | 45 | 12 | **R57011.2** |
| | 11.50 | 0.4528 | 128 | 180 | 45 | 12 | **R57011.5** |
| **29/64** | 11.51 | 0.4531 | 128 | 180 | 45 | 12 | **R57029/64** |
| | 11.80 | 0.4646 | 128 | 180 | 45 | 12 | **R57011.8** |
| | 12.00 | 0.4724 | 128 | 180 | 45 | 12 | **R57012.0** |
| | 12.20 | 0.4803 | 151 | 202 | 48 | 14 | **R57012.2** |
| **31/64** | 12.30 | 0.4844 | 151 | 202 | 48 | 14 | **R57031/64** |
| | 12.50 | 0.4921 | 151 | 202 | 48 | 14 | **R57012.5** |
| **1/2** | 12.70 | 0.5000 | 151 | 202 | 48 | 14 | **R5701/2** |
| | 12.80 | 0.5039 | 151 | 202 | 48 | 14 | **R57012.8** |
| | 13.00 | 0.5118 | 151 | 202 | 48 | 14 | **R57013.0** |
| **17/32** | 13.49 | 0.5311 | 151 | 202 | 48 | 14 | **R57017/32** |
| | 13.50 | 0.5315 | 151 | 202 | 48 | 14 | **R57013.5** |
| | 13.70 | 0.5393 | 151 | 202 | 48 | 14 | **R57013.7** |
| | 14.00 | 0.5512 | 151 | 202 | 48 | 14 | **R57014.0** |
| | 14.20 | 0.5591 | 172 | 227 | 48 | 16 | **R57014.2** |
| | 14.25 | 0.5610 | 172 | 227 | 48 | 16 | **R57014.25** |
| **9/16** | 14.29 | 0.5626 | 172 | 227 | 48 | 16 | **R5709/16** |
| | 14.50 | 0.5708 | 172 | 227 | 48 | 16 | **R57014.5** |
| | 14.70 | 0.5787 | 172 | 227 | 48 | 16 | **R57014.7** |
| | 15.00 | 0.5906 | 172 | 227 | 48 | 16 | **R57015.0** |
| | 15.10 | 0.5945 | 172 | 227 | 48 | 16 | **R57015.1** |
| | 15.50 | 0.6102 | 172 | 227 | 48 | 16 | **R57015.5** |
| | 15.70 | 0.6181 | 172 | 227 | 48 | 16 | **R57015.7** |
| **5/8** | 15.88 | 0.6244 | 172 | 227 | 48 | 16 | **R5705/8** |
| | 16.00 | 0.6299 | 172 | 227 | 48 | 16 | **R57016.0** |
| | 17.00 | 0.6693 | 194 | 246 | 48 | 18 | **R57017.0** |
| | 17.50 | 0.6890 | 194 | 246 | 48 | 18 | **R57017.5** |
| | 18.00 | 0.7087 | 194 | 246 | 48 | 18 | **R57018.0** |
| | 18.50 | 0.7283 | 215 | 269 | 50 | 20 | **R57018.5** |
| | 19.00 | 0.7480 | 215 | 269 | 50 | 20 | **R57019.0** |
| | 19.50 | 0.7677 | 215 | 269 | 50 | 20 | **R57019.5** |
| | 20.00 | 0.7874 | 215 | 269 | 50 | 20 | **R57020.0** |

# R571

DORMER

- CDX-DH Drill
- CDX-DH Spiralbohrer
- CDX-DH spiraalboren
- Foret CDX-DH
- Broca CDX-DH
- Broca CDX-DH

NEW
2009.02

CDX-DH



## R571

■ 1.1 1.2 1.3 1.4 1.5 1.6 2.1 2.2 3.1 3.2 3.3 3.4 7.2 7.3 7.4

● 2.3 6.1 6.2 6.3 6.4 7.1

| $d_1$ Ø mm | $d_1$ decimal Inch | $l_2$ mm | $l_1$ mm | $l_3$ mm | $d_2$ Ø mm | e-Code |
|---|---|---|---|---|---|---|
| 3.00 | 0.1181 | 52 | 94 | 36 | 6 | **R5713.0** |
| 3.10 | 0.1220 | 52 | 94 | 36 | 6 | **R5713.1** |
| 3.20 | 0.1260 | 52 | 94 | 36 | 6 | **R5713.2** |
| 3.30 | 0.1299 | 52 | 94 | 36 | 6 | **R5713.3** |
| 3.40 | 0.1339 | 52 | 94 | 36 | 6 | **R5713.4** |
| 3.50 | 0.1378 | 52 | 94 | 36 | 6 | **R5713.5** |
| 3.70 | 0.1457 | 52 | 94 | 36 | 6 | **R5713.7** |
| 3.80 | 0.1496 | 67 | 109 | 36 | 6 | **R5713.8** |
| 4.00 | 0.1575 | 67 | 109 | 36 | 6 | **R5714.0** |
| 4.10 | 0.1614 | 67 | 109 | 36 | 6 | **R5714.1** |
| 4.20 | 0.1654 | 67 | 109 | 36 | 6 | **R5714.2** |
| 4.30 | 0.1693 | 67 | 109 | 36 | 6 | **R5714.3** |
| 4.50 | 0.1772 | 67 | 109 | 36 | 6 | **R5714.5** |
| 4.60 | 0.1811 | 67 | 109 | 36 | 6 | **R5714.6** |
| 4.80 | 0.1890 | 86 | 128 | 36 | 6 | **R5714.8** |
| 5.00 | 0.1969 | 86 | 128 | 36 | 6 | **R5715.0** |
| 5.10 | 0.2008 | 86 | 128 | 36 | 6 | **R5715.1** |
| 5.20 | 0.2047 | 86 | 128 | 36 | 6 | **R5715.2** |
| 5.50 | 0.2165 | 86 | 128 | 36 | 6 | **R5715.5** |
| 5.80 | 0.2283 | 86 | 128 | 36 | 6 | **R5715.8** |
| 6.00 | 0.2362 | 86 | 128 | 36 | 6 | **R5716.0** |
| 6.10 | 0.2402 | 116 | 158 | 36 | 8 | **R5716.1** |
| 6.20 | 0.2441 | 116 | 158 | 36 | 8 | **R5716.2** |
| 6.50 | 0.2559 | 116 | 158 | 36 | 8 | **R5716.5** |
| 6.60 | 0.2598 | 116 | 158 | 36 | 8 | **R5716.6** |
| 6.70 | 0.2638 | 116 | 158 | 36 | 8 | **R5716.7** |
| 6.80 | 0.2677 | 116 | 158 | 36 | 8 | **R5716.8** |
| 6.90 | 0.2717 | 116 | 158 | 36 | 8 | **R5716.9** |
| 7.00 | 0.2756 | 116 | 158 | 36 | 8 | **R5717.0** |
| 7.40 | 0.2913 | 116 | 158 | 36 | 8 | **R5717.4** |
| 7.50 | 0.2953 | 116 | 158 | 36 | 8 | **R5717.5** |
| 7.60 | 0.2992 | 116 | 158 | 36 | 8 | **R5717.6** |
| 7.70 | 0.3031 | 116 | 158 | 36 | 8 | **R5717.7** |
| 7.80 | 0.3071 | 116 | 158 | 36 | 8 | **R5717.8** |

| $d_1$ Ø mm | $d_1$ decimal Inch | $l_2$ mm | $l_1$ mm | $l_3$ mm | $d_2$ Ø mm | e-Code |
|---|---|---|---|---|---|---|
| 8.00 | 0.3150 | 116 | 158 | 36 | 8 | **R5718.0** |
| 8.10 | 0.3189 | 146 | 192 | 40 | 10 | **R5718.1** |
| 8.20 | 0.3228 | 146 | 192 | 40 | 10 | **R5718.2** |
| 8.40 | 0.3307 | 146 | 192 | 40 | 10 | **R5718.4** |
| 8.50 | 0.3346 | 146 | 192 | 40 | 10 | **R5718.5** |
| 8.60 | 0.3386 | 146 | 192 | 40 | 10 | **R5718.6** |
| 8.70 | 0.3425 | 146 | 192 | 40 | 10 | **R5718.7** |
| 8.80 | 0.3465 | 146 | 192 | 40 | 10 | **R5718.8** |
| 9.00 | 0.3543 | 146 | 192 | 40 | 10 | **R5719.0** |
| 9.30 | 0.3661 | 146 | 192 | 40 | 10 | **R5719.3** |
| 9.50 | 0.3740 | 146 | 192 | 40 | 10 | **R5719.5** |
| 9.80 | 0.3858 | 146 | 192 | 40 | 10 | **R5719.8** |
| 10.00 | 0.3937 | 146 | 192 | 40 | 10 | **R57110.0** |
| 10.20 | 0.4016 | 176 | 228 | 45 | 12 | **R57110.2** |
| 10.30 | 0.4055 | 176 | 228 | 45 | 12 | **R57110.3** |
| 10.40 | 0.4094 | 176 | 228 | 45 | 12 | **R57110.4** |
| 10.50 | 0.4134 | 176 | 228 | 45 | 12 | **R57110.5** |
| 11.00 | 0.4331 | 176 | 228 | 45 | 12 | **R57111.0** |
| 11.20 | 0.4409 | 176 | 228 | 45 | 12 | **R57111.2** |
| 11.50 | 0.4528 | 176 | 228 | 45 | 12 | **R57111.5** |
| 11.80 | 0.4646 | 176 | 228 | 45 | 12 | **R57111.8** |
| 12.00 | 0.4724 | 176 | 228 | 45 | 12 | **R57112.0** |
| 12.50 | 0.4921 | 207 | 258 | 45 | 14 | **R57112.5** |
| 12.80 | 0.5039 | 207 | 258 | 45 | 14 | **R57112.8** |
| 13.00 | 0.5118 | 207 | 258 | 45 | 14 | **R57113.0** |
| 13.50 | 0.5315 | 207 | 258 | 45 | 14 | **R57113.5** |
| 14.00 | 0.5512 | 207 | 258 | 45 | 14 | **R57114.0** |
| 14.50 | 0.5708 | 236 | 291 | 48 | 16 | **R57114.5** |
| 15.00 | 0.5906 | 236 | 291 | 48 | 16 | **R57115.0** |
| 15.50 | 0.6102 | 236 | 291 | 48 | 16 | **R57115.5** |
| 16.00 | 0.6299 | 236 | 291 | 48 | 16 | **R57116.0** |

DORMER

| | A122 | A723 | A119 | A123 | A124 | A120 | A022 | A520 | A720 | A117 | A927 | A597 | A551 |
|---|---|---|---|---|---|---|---|---|---|---|---|---|---|
| | HSS | HSCo | HSS | HSS | HSS HM | HSS | HSS | HSS | HSCo | HSCo | HSCo | HSCo | HSCo |
| | | Bronze | ST | ST | ST | ST | TiN | TiN | | Bronze | | TiAlN | TiAlN Top |
| | DIN 1897 | D | DIN 1897 | DIN 1897 | DIN 8037 | DIN 1897 | DIN ANSI | DIN 1897 | DIN 1899 | DIN 1897 | DIN 1897 | DIN 1897 | D |
| | 1XD | 1XD | 1.25xD | 1.5xD | 2.5xD | 2.5xD | 2.5xD | 2.5xD | 2.5xD | 2.5xD | 3xD | 3xD | 3.5XD |
| | | | | | | | | | | | | | DIN 6535 HA |
| | N | N | N | N | H | N | N | | N | N | W | W | |
| | 90° / 118° | | 120° | 120° | 118° | 135° | 135° | 130° | 118° | 135° | 130° | 130° | 130° |
| | 6.00 - 20.00 | 6.00 - 8.00 | 3.30 - 4.90 | 3/32 - 6.50 | 3.00 - 16.00 | 0.50 - 25.0 | 0.50 - 16.00 | 3.00 - 13.00 | 0.15 - 1.40 | 1.00 - 13.00 | 1.00 - 20.00 | 2.50 - 16.00 | 5.00 - 20.00 |
| | | | | | | | A022 | ADX | | | PFX | PFX | ADX |
| | 80 | 81 | 82 | 83 | 84 | 85 | 87 | 89 | 91 | 92 | 94 | 96 | 98 |
| 1.1 | ■35E | •35D | ■35C | ■35E | | ■35J | ■35K | ■57M | ■35A | •38K | •37J | •56M | ■70M |
| 1.2 | ■30E | •30D | ■27C | ■30E | | ■30J | ■32K | ■47M | ■30A | •33H | •31J | •48M | ■60M |
| 1.3 | ■27C | | •23C | ■27C | | ■27G | ■25I | ■40K | ■27A | •30G | ■26I | ■40L | ■50M |
| 1.4 | •21C | | •20C | •21C | | ■21G | ■23H | ■32I | ■23A | •27G | ■25I | ■40L | ■40I |
| 1.5 | •14C | | •8C | •14C | •40C | •14F | ■16G | ■21G | •17A | ■18F | ■21E | ■35G | ■24G |
| 1.6 | •10B | | •7A | •10B | •37A | •10E | •10E | •11E | •10A | ■11E | ■19E | ■30G | ■13E |
| 1.7 | | | | | | | | | | | | | |
| 1.8 | | | | | | | | | | | | | |
| 2.1 | •16C | | •15A | •16C | | ■16F | ■15G | ■30I | •22A | ■22F | •15F | •17F | ■32H |
| 2.2 | •9D | | •7C | •9D | •35C | •9H | •8I | ■16I | •10A | ■11H | ■7F | ■9F | •17J |
| 2.3 | •10B | | •10A | •10B | •35C | •10D | •9E | ■20G | •15A | ■15D | •9D | •11D | •23H |
| 2.4 | | | | | | | | | | | | | |
| 3.1 | •32E | | •22C | •32E | ■55C | ■32J | ■32K | ■48M | ■30A | •34K | •34G | ■56I | ■55L |
| 3.2 | •27C | | •18E | •27C | ■43C | ■27G | ■25I | ■37K | ■24A | •30F | •30G | ■48I | ■40K |
| 3.3 | •20C | | •13A | •20C | ■40C | ■20F | ■20G | ■30J | •20A | •22F | •23E | ■35G | ■37K |
| 3.4 | •16B | | •11A | •16B | ■32A | •16F | •16G | ■26F | •14A | ■17F | •17F | ■27G | ■33G |
| 4.1 | •27C | | •27A | •27C | •40A | ■27G | ■25I | ■34I | •23A | ■30G | ■30G | •48I | ■40H |
| 4.2 | •12B | | •12A | •12B | •35A | •16E | •14F | ■20G | •17A | ■18F | ■18G | •29I | •25F |
| 4.3 | •7A | | •7A | •7A | •25A | •8C | •8C | •4B | •8A | ■10C | ■10C | •16E | •6D |
| 5.1 | •13D | | •9A | •13D | •30A | •13H | •13H | •17I | •10A | ■15H | ■15I | •24L | •21J |
| 5.2 | •8C | | •4C | •8C | •25A | •8F | •8F | •11G | •7A | ■9F | ■9G | •14I | •12F |
| 5.3 | •4A | | •3C | •4A | •20A | •4B | •4B | •7E | •4A | ■6C | ■6E | •10G | •7H |
| 6.1 | ■27D | | •27A | ■27D | | •36H | •36H | •40E | •35A | •38I | •65H | | •50H |
| 6.2 | ■33E | | •33C | ■33E | •70G | •38J | •38K | ■50I | •40A | •40K | •70H | | ■70J |
| 6.3 | ■27D | | •27C | ■27D | •60E | •27I | •27I | ■45K | •35A | •27J | •35G | •59I | ■60J |
| 6.4 | ■16D | | •18C | ■16D | •50C | •16H | •16I | •20F | •27A | •16I | •31G | •50I | •25H |
| 7.1 | ■33E | | •40C | ■33E | | •33K | ■40F | •55I | •35A | •35K | •70E | | •55I |
| 7.2 | ■30E | | •30C | ■30E | | •30J | ■32K | ■50M | •30A | •33J | ■45N | | ■70N |
| 7.3 | •30D | | •25C | •30D | | •30I | ■32J | ■37K | •27A | •31I | •40N | | ■45J |
| 7.4 | •25D | | •25C | •25D | | •25I | •25J | ■35I | •27A | •30G | •30G | ■48I | ■45K |
| 8.1 | •30F | | •30I | •30F | | •30K | •30K | •65G | •48A | •35M | •55J | | ■75G |
| 8.2 | •35E | | •35C | •35E | •60E | •35I | •35I | ■50G | •25A | •28K | •40H | | |
| 8.3 | •17D | | | •17D | | •17G | •17G | ■35F | | •17I | | | |
| 9.1 | •12A | | | •12A | •9C | •4C | •4C | | | ■6C | | | |
| 10.1 | | | | | | | | | | | | | |

| | A552 | A160 | A102 | A104 | A105 | A100 | A101 | A103 | A108 | A170 | A002 | A510 | A777 |
|---|---|---|---|---|---|---|---|---|---|---|---|---|---|
| | HSCo | HSS HM | HSS | HSS | HSS | HSS | HSS | HSS | HSS | HSS | HSS | HSS | HSCo |
| | TiAlN Top | ST | | | | ST | ST | ST | ST | ST | TiN | TiN | Bronze |
| | D | DIN 338 | DIN 338 | DIN 338 | DIN 338 | DIN 338 | DIN 338 | DIN 338 | DIN 338 | D | DIN 338 | DIN 338 | DIN 338 |
| | | | | | | | | | | | | | |
| | 3.5XD | 4xD | 4xD | 4xD | 4xD | 4xD | 4xD | 4xD | 4xD | 4xD | 4xD | 4xD | 4xD |
| | | | | | | | | | | | | | |
| | DIN 6535 HB | | | | | | | | | | | | |
| | | N | W | H | H | N | N | N | W | N | N | | N |
| | 130° | 118° | 130° | 118° | 60° | 118° | 118° | 118° | 135° | 118° | 118° | 130° | 135° |
| | | | | | | | | | | | PS | | NAS 907 |
| | | | | | | | | | | | | | |
| | 5.00 - 20.00 | 4.00 - 16.00 | 0.50 - 16.00 | 0.50 - 13.00 | 1.00 - 6.50 | 0.20 - 20.00 | 1.00 - 12.00 | 1.00 - 1/2 | 1.00 - 16.00 | 1/2 - 1.1/2 | 1.00 - 16.00 | 3.00 - 14.00 | 0.30 - 16.00 |
| | | | | | | | | | | | | | |
| | ADX | | | | | | | | | | 002 | ADX | |
| | **100** | **101** | **102** | **104** | **106** | **107** | **110** | **111** | **112** | **114** | **115** | **117** | **119** |
| 1.1 | ■70M | ●60E | ●33I | ●25F | ●25F | ■35H | ■35H | ■35H | ●35I | ●35H | ■47J | ■57M | ●35J |
| 1.2 | ■60M | ●60E | ●28I | ●20F | ●20F | ■30H | ■30H | ■30H | ●30I | ●30H | ■40J | ■47M | ●30H |
| 1.3 | ■50M | ●55D | | | | ■25F | ■25F | ■25F | ●25G | ●25F | ■35F | ■40K | ●27G |
| 1.4 | ■40I | ●50D | | | | ■20F | ■20F | ■20F | ●20F | ●20E | ■30F | ■30H | ●24F |
| 1.5 | ■24G | ●40C | | | | ●13E | ●13E | ●13E | ●13E | ●13D | ●18F | ■21F | ■17E |
| 1.6 | ■13E | ●37A | | | | ●9D | ●9D | ●9D | ●9D | ●9C | ●10E | ●11D | ■10D |
| 1.7 | | | | | | | | | | | | | |
| 1.8 | | | | | | | | | | | | | |
| 2.1 | ■32H | ●40B | | | | ●15E | ●15E | ●15E | ●15E | ●15D | ●20F | ■28G | ●22E |
| 2.2 | ●17J | ●35C | | | | ●8G | ●8G | ●8G | ■9G | ●7F | ●12G | ■14I | ●11G |
| 2.3 | ●23H | ●35A | | | | ●9C | ●9C | ●9C | ■10D | ●7B | ●16C | ●19G | ●15C |
| 2.4 | | | | | | | | | | | | | |
| 3.1 | ■55L | ■50C | ●25F | ●20E | ●20E | ■30H | ■30H | ■30H | ●30H | ●27H | ■40J | ■42K | ●35H |
| 3.2 | ■40K | ■40A | ●20D | ●15C | ●15C | ■24F | ■24F | ■24F | ●24F | ●22E | ■30E | ■32J | ●28D |
| 3.3 | ■37K | ■35A | ●16C | ●10B | ●10B | ●20E | ●20E | ●20E | ●20E | ●19D | ●28E | ■28J | ●22E |
| 3.4 | ■33G | ■30A | ●10C | ●6B | ●6B | ●14E | ●14E | ●14E | ●14E | ●12D | ●26E | ■25F | ■17E |
| 4.1 | ■40H | ●35A | ●15C | | | ●23E | ●23E | ●23E | ■25G | ●17E | ●23F | ●32G | ■28F |
| 4.2 | ●25F | ●35A | | | | ●12D | ●12D | ●12D | ■16E | ●9C | ●13D | ●20H | ■20D |
| 4.3 | ●6D | ●25A | | | | ●6B | ●6B | ●6B | ●7B | ●5A | ●7B | ●4B | ■11C |
| 5.1 | ●21J | ●30A | ●7E | | | ●10G | ●10G | ●10G | ●12G | ●8F | ●13G | ●17I | ●15G |
| 5.2 | ●12F | ●25A | | | | ●6E | ●6E | ●6E | ●7G | ●4D | ●7E | ●9E | ■7E |
| 5.3 | ●7H | ●20A | | | | ●3A | ●3A | ●3A | ●6E | ●3A | ●3A | ●6E | ●6B |
| 6.1 | ●50H | ●55D | ■35H | | | ●33G | ●33G | ●33G | ●33G | ●35F | ●50G | ●40D | ●38H |
| 6.2 | ■70J | ●70G | ●36G | ■40I | | ●35I | ●35I | ●35I | ●35I | ●33H | ●33I | ■50I | ●40F |
| 6.3 | ■60J | ●60C | | ■35G | | ●27H | ●27H | ●27H | ●31H | ●27G | ●39H | ■45I | ●27H |
| 6.4 | ●25H | ●50C | | ●15E | | ●16G | ●16G | ●16G | ●16G | ●16F | ●30G | ●20F | ●21F |
| 7.1 | ●55I | ●50I | ■45J | ●30I | ●24H | ●33J | ●33J | ●33J | ●33J | ●33I | ■41K | ●50G | ●33J |
| 7.2 | ■70N | ●45H | ■35J | ●27H | ●22G | ●30I | ●30I | ●30I | ●30I | ●30H | ■38J | ■50M | ●30I |
| 7.3 | ■45J | ●40G | ■30G | ●24G | ●22F | ●27H | ●27H | ●27H | ●27H | ●27G | ●33I | ■31I | ●30H |
| 7.4 | ■45K | ●35F | ■29G | ●20E | ●20D | ●24F | ●24F | ●24F | ●24F | ●22G | ●33I | ■33I | ●27F |
| 8.1 | ■75G | | ■42J | | | ●30J | ●30J | ●30J | ●30J | ●30I | ■30I | ■65G | |
| 8.2 | | ●60E | ●40I | ●35F | ■35G | ●28H | ●28H | ●28H | ●28H | ●28G | ■50H | ■50G | |
| 8.3 | | | ●20G | ●20D | ■17H | ●14F | ●14F | ●14F | ●14F | ●14E | ●35F | ■35F | |
| 9.1 | | ●9C | | | | ●3B | ●3B | ●3B | ●3B | ●3A | ●3B | | ●6C |
| 10.1 | | | | | | | | | | | | | |

DORMER

| | A509 | A553 | A554 | A907 | A577 | A166 | A134 | A130 | A530 | A730 | A765 | A110 | A623 |
|---|---|---|---|---|---|---|---|---|---|---|---|---|---|
| | HSCo | HSCo | HSCo | HSCo | HSCo | HSS HM | HSS | HSS | HSS | HSCo | HSCo | HSS | HSS |
| | Dialub | TiAlN Top | TiAlN Top | | TiAlN | ST | | ST | TiN | Bronze | ST | ST | ST |
| | DIN 338 | D | D | DIN 338 | DIN 338 | DIN 345 | DIN 345 | DIN 345 | DIN 345 | DIN 345 | D | DIN 340 | DIN 340 |
| | 4xD | 5XD | 5XD | 6xD | 6xD | 4xD | 4xD | 4xD | 4xD | 4xD | 4xD | 6xD | 6xD |
| | | DIN 6535 HA | DIN 6535 HE | | | | | | | | | | |
| | W | | | W | W | N | N | N | N | N | H | N | N |
| | 135° | 130° | 130° | 130° | 130° | 118° | 118° | 118° | 118° | 118° | 130° | 118° | 118° |
| | | S.P. | S.P. | | | | | | | | | | |
| | 3.00 - 16.00 | 5.00 - 20.00 | 5.00 - 30.00 | 1.00 - 20.00 | 1.50 - 16.00 | 10.00 - 33.00 | 10.00 - 32.00 | 2.00 - 100.00 | 8.50 - 40.00 | 10.00 - 32.00 | 5.00 - 50.00 | 0.50 - 1" | 2.50 - 6.00 |
| | | ADX | ADX | PFX | PFX | | | | | | | | |
| | 121 | 123 | 124 | 125 | 127 | 129 | 130 | 131 | 134 | 135 | 136 | 137 | 139 |
| 1.1 | | ■85L | ■85L | •35H | •56J | •60E | •32I | ■35I | ■47I | •35J | | •27G | •27G |
| 1.2 | | ■70L | ■70L | •30H | •48J | •60E | •27I | ■30I | ■40I | •30H | | •25G | •25G |
| 1.3 | | ■60L | ■60L | ■25G | ■40I | •55D | •20F | ■25F | ■30F | •27G | | •20E | •20E |
| 1.4 | | ■45H | ■45H | ■25G | ■40I | •50D | •18F | ■20F | ■27F | •23F | | •16E | •16E |
| 1.5 | | ■28F | ■28F | ■19E | ■30G | •40C | •10E | •12E | •20E | ■17E | ■16C | •9D | •9D |
| 1.6 | | ■15D | ■15D | ■16E | ■26G | •37A | •8D | •9D | •10D | ■10D | ■8C | •6B | •6B |
| 1.7 | | | | | | | | | | | | | |
| 1.8 | | | | | | | | | | | | | |
| 2.1 | •23G | ■40G | ■40G | •15E | •17E | •40B | •14E | •15E | •24E | •24E | | •10D | •10D |
| 2.2 | ■14I | ■19I | ■19I | ■7E | ■9E | •35C | •8G | •9G | •13G | ■11G | | •6F | •6F |
| 2.3 | ■16F | •27G | •27G | •9C | •11C | •35A | •9C | •10C | •20C | ■17C | | •4B | •4B |
| 2.4 | | | | | | | | | | | | | |
| 3.1 | | ■70K | ■70K | •33G | ■53I | ■50C | •30I | ■30I | •36I | •35J | | •28H | •28H |
| 3.2 | | ■50J | ■50J | •27G | ■43I | ■40C | •24F | ■24E | ■28E | •28G | | •21E | •21E |
| 3.3 | | ■45J | ■45J | •20E | ■32G | ■35C | •20E | •20E | ■27E | •22E | | •15D | •15D |
| 3.4 | | ■42F | ■42F | •15E | ■24G | ■30A | •14E | •14E | •22E | ■17E | | •13D | •13D |
| 4.1 | ■39I | ■45G | ■45G | ■22E | •35G | •35A | •23F | •23F | •32F | •28G | | •17E | •17E |
| 4.2 | ■25G | •30E | •30E | ■15E | •24G | •35A | •13D | •13D | •18D | •20D | | •9C | •9C |
| 4.3 | •11D | •8C | •8C | ■6C | •10E | •25A | •7B | •7B | •13B | •11C | •12A | •4A | •4A |
| 5.1 | | •25I | •25I | ■14G | •22I | •30A | •10G | •10G | •13G | •15G | | •8F | •8F |
| 5.2 | | •15E | •15E | ■7G | •11I | •25A | •7E | •7E | •6E | •7E | | •4D | •4D |
| 5.3 | | •10G | •10G | ■6C | •10E | •20A | •4A | •4A | •3A | •6B | •7A | •3A | •3A |
| 6.1 | | •70G | •70G | •65G | | •55D | ■35G | •33F | •60G | •38L | | •30E | •30E |
| 6.2 | | ■85I | ■85I | •70G | | •75G | ■40I | •35I | •55I | •40J | | •32H | •32H |
| 6.3 | | ■80I | ■80I | •34G | •54I | •60C | ■35G | •35H | ■40G | •27H | | •27G | •27G |
| 6.4 | | •35G | •35G | •30G | •48I | •50C | ■16F | •16F | •35E | •21F | | •16E | •16E |
| 7.1 | •51N | •70H | •70H | •70E | | •50I | ■40K | •26J | •55I | •33J | | •32I | •32I |
| 7.2 | •47L | ■100M | ■100M | ■45N | | •45H | ■30I | •30I | •45I | •30I | | •27H | •27H |
| 7.3 | •42J | ■55I | ■55I | •40N | | •40G | ■27G | •28H | •35G | •30H | | •27G | •27G |
| 7.4 | •37H | ■55J | ■55J | •29G | ■48I | •35F | ■23G | •23H | •28G | •27F | | •25E | •25E |
| 8.1 | | ■90G | ■90G | •55I | | | ■35K | •30K | •50J | •35K | | •35I | •35I |
| 8.2 | | | | •40G | | •60E | •35J | •28J | •50H | •28J | | •26G | •26G |
| 8.3 | | | | | | | •17H | •14H | •35F | •20H | | •12E | •12E |
| 9.1 | | | | | | •9C | •3B | •3B | •3B | •5C | ■6C | •3A | •3A |
| 10.1 | | | | | | | | | | | | | |

| | A111 | A916 | A578 | A350 | A243 | A244 | A125 | A976 | A977 | A978 | A979 | A345 | A951 |
|---|---|---|---|---|---|---|---|---|---|---|---|---|---|
| | HSS | HSCo | HSCo | HSS | HSS | HSS | HSS | HSCo | HSCo | HSCo | HSCo | HSS | HSS |
| | ST | | TiAlN | ST | | | ST | | | | | ST | ST |
| | DIN 340 | DIN 340 | DIN 340 | DIN 341 | ANSI | ANSI | BS 328 | DIN 1869/1 | DIN 1869/2 | DIN 1869/3 | D | DIN 1870/1 | DIN 1870/1 |
| | 6xD | 10XD | 10XD | 6xD | 4xD | 4xD | 10XD | 15XD | 15XD | 15XD | 15XD | 10XD | 15XD |
| | N | W | W | N | N | N | N | W | W | W | W | N | W |
| | 118° | 130° | 130° | 118° | 135° | 118° | 118° | 130° | 130° | 130° | 130° | 118° | 130° |
| | | | | | NAS 907 | NAS 907 | | | | | | | |
| | 3.00 - 12.00 | 1.00 - 20.00 | 1.00 - 16.00 | 5.00 - 50.00 | 3/32 - 1/4 | 1/8 - 1/4 | 1.40 - 14.00 | 1.50 - 14.00 | 1.50 - 14.00 | 3.00 - 10.00 | 5.00 - 6.00 | 8.00 - 50.00 | 10.00 - 30.00 |
| | | PFX | PFX | | | | | PFX | PFX | PFX | PFX | | |
| | 140 | 141 | 143 | 145 | 146 | 147 | 148 | 150 | 151 | 152 | 153 | 154 | 155 |
| 1.1 | •27H | •35F | •49G | ■27I | | | ■24E | •31C | •31B | •31A | | ■24G | ■27G |
| 1.2 | •25H | •30F | •42G | ■25I | | | ■22E | •26C | •26B | •26A | | ■22G | ■22G |
| 1.3 | •20E | ■25E | ■35F | •20G | •25F | •25F | •16C | ■22C | ■22B | ■22A | ■22A | •17E | ■19E |
| 1.4 | •16E | ■25E | ■35F | •16F | •20F | •20F | •15C | ■22C | ■22B | ■22A | ■22A | •15D | •15D |
| 1.5 | •9D | ■15C | ■21D | •10E | ■13E | ■13E | •6A | ■12A | ■12A | ■12A | ■12A | •6C | •8C |
| 1.6 | •6C | ■12C | ■17D | •6D | ■9D | ■9D | •5A | ■10A | ■10A | ■10A | ■10A | •5B | •6B |
| 1.7 | | | | | | | | | | | | | |
| 1.8 | | | | | | | | | | | | | |
| 2.1 | •10D | •15C | •17C | •13E | •15E | •15E | •9C | •12B | •12B | •12A | •12A | •12C | •12C |
| 2.2 | •6F | ■7E | ■9E | •4G | ■8G | ■8G | •4E | •7C | •7B | •7A | •7A | •4E | •6E |
| 2.3 | •4B | •9B | •11B | •8C | ■9C | ■9C | •8A | •8A | •8A | •8A | •8A | •8A | •12A |
| 2.4 | | | | | | | | | | | | | |
| 3.1 | •28H | | ■40G | •26I | •30I | •30I | •22G | | | | | •22G | •22G |
| 3.2 | •21E | •26E | ■36F | •20F | •24F | •24F | •18D | •23C | •23B | •23A | •23A | •18D | •16D |
| 3.3 | •15D | •18E | ■25F | •18E | •20E | •20E | •13C | •16C | •16B | •16A | •16A | •13C | •13C |
| 3.4 | •13D | •13C | ■18D | •11E | ■14E | ■14E | •9C | •11A | •11A | •11A | •11A | •9C | •9C |
| 4.1 | •17E | ■18E | •25F | •16F | ■23F | ■23F | •11D | •15C | •15B | •15A | •15A | •15D | •18D |
| 4.2 | •9C | ■13C | •18D | •9D | ■12D | ■12D | •9B | •11A | •11A | •11A | •11A | •9B | •10B |
| 4.3 | •4A | ■6C | •8D | •5B | ■6B | ■6B | •5A | •5A | •5A | •5A | •5A | •5A | •6A |
| 5.1 | •8F | | | •8G | ■10G | ■10G | •5E | | | | | •8E | •7E |
| 5.2 | •4D | | | •4E | •6E | •6E | •4C | | | | | •4C | •5C |
| 5.3 | •3A | | | •3A | •3A | •3A | •3A | | | | | •3A | •3A |
| 6.1 | •30E | •65F | | •33F | | | •24D | | | | | •27D | •22D |
| 6.2 | •28H | •70F | | •35I | | | •33G | | | | | •33G | •33G |
| 6.3 | •27G | •34G | •48H | •35H | •27H | •27H | •22F | •30D | •30C | •30B | •30B | •27F | •22F |
| 6.4 | •16E | •30G | •42H | •16F | ■16G | ■16G | •16D | •27D | •27C | •27B | •27B | •16D | •16D |
| 7.1 | •32I | •70E | | •33J | | | •24H | | | | | •33H | •30H |
| 7.2 | •27H | ■45N | | •25I | | | •22G | | | | | •27G | •27G |
| 7.3 | •27G | •40N | | •27H | | | •22F | | | | | •27F | •24F |
| 7.4 | •25E | •30G | ■42H | •25H | ■24F | ■24F | •20E | •27D | •27C | •27B | •27B | •24F | •22F |
| 8.1 | •35I | •55H | | •35L | | | •30H | | | | | •30J | •30J |
| 8.2 | •26G | •40F | | •26J | | | •26F | | | | | •30H | •30H |
| 8.3 | •12E | | | •12H | | | •10D | | | | | •10F | •10F |
| 9.1 | •3A | | | •3B | •3B | •3B | •3A | | | | | •3A | •3A |
| 10.1 | | | | | | | | | | | | | |

DORMER

| | A952 | A414 | A413 | A412 | A401 | A400 | A402 | A405 | A200 | A201 | A204 | A210 | A225 |
|---|---|---|---|---|---|---|---|---|---|---|---|---|---|
| | HSS | HSS | HSS | HSS | HSS | HSS | HSS | HSS | HSS | HSS | HSS | HSS | HSS |
| | ST | ST | ST | ST | ST | ST | ST | ST | | | | | |
| | DIN 1870/2 | D | D | D | DIN 8378 | DIN 8374 | DIN 8376 | DIN 8377 | DIN 333A | D | DIN 333B | DIN 333R | BS 328 |
| | 15XD | 2.5xD | 2.5xD | 2.5xD | 4xD | 4xD | 4xD | 4xD | 1XD | 1XD | 1XD | 1XD | 1XD |
| | W | | | | N | N | N | N | | | | | |
| | 130° | 118° | 118° | 118° | 118° | 118° | 118° | 118° | 118° | 122° | 118° | 118° | 120° |
| | | 90° | 180° | 90° | 90° | 90° | 90° | 90° | 90° | 90° | 90° | | 90° |
| | 8.00 - 40.00 | 3.00 - 12.00 | 3.00 - 10.00 | 3.00 - 10.00 | 3.00 - 12.00 | 3.00 - 10.00 | 3.00 - 10.00 | 5.00 - 20.00 | 0.50 - 12.50 | 0.63 - 6.00 | 1.00 - 10.00 | 0.50 - 12.50 | 3/64 - 5/16 |

| | 156 | 157 | 158 | 159 | 160 | 161 | 162 | 163 | 164 | 165 | 166 | 167 | 168 |
|---|---|---|---|---|---|---|---|---|---|---|---|---|---|
| 1.1 | ■27G | ■32I | ■32I | ■32I | ■32G | ■32G | ■32G | ■32G | ■35I | ■35I | ■35I | ■35I | ■35I |
| 1.2 | ■22G | ■27I | ■27I | ■27I | ■27G | ■27G | ■27G | ■27G | ■30I | ■30I | ■30I | ■30I | ■30I |
| 1.3 | ■19E | ■22G | ■22G | ■22G | ■22E | ■22E | ■22E | ■22E | ■25G | ■25G | ■25G | ■25G | ■25G |
| 1.4 | •15D | ■20G | ■20G | ■20G | ■20E | ■20E | ■20E | ■20E | ■20F | ■20F | ■20F | ■20F | ■20F |
| 1.5 | •8C | •10E | •10E | •10E | •10C | •10C | •10C | •10C | •13E | •13E | •13E | •13E | •13E |
| 1.6 | •6B | •6C | •6C | •6C | •6C | •6C | •6C | •6C | •9D | •9D | •9D | •9D | •9D |
| 1.7 | | | | | | | | | | | | | |
| 1.8 | | | | | | | | | | | | | |
| 2.1 | •12C | ■16G | ■16G | ■16G | •16E | •16E | •16E | •16E | •15E | •15E | •15E | •15E | •15E |
| 2.2 | •6E | •9I | •9I | •9I | •9G | •9G | •9G | •9G | •8G | •8G | •8G | •8G | •8G |
| 2.3 | •12A | •12E | •12E | •12E | •12C | •12C | •12C | •12C | •10C | •10C | •10C | •10C | •10C |
| 2.4 | | | | | | | | | | | | | |
| 3.1 | •22G | ■30G | ■30G | ■30G | ■30G | ■30G | ■30G | ■30G | ■30I | ■30I | ■30I | ■30I | ■30I |
| 3.2 | •16D | ■25E | ■25E | ■25E | ■25E | ■25E | ■25E | ■25E | ■24F | ■24F | ■24F | ■24F | ■24F |
| 3.3 | •13C | •19E | •19E | •19E | •19E | •19E | •19E | •19E | •20E | •20E | •20E | •20E | •20E |
| 3.4 | •9C | •18E | •18E | •18E | •18C | •18C | •18C | •18C | •14E | •14E | •14E | •14E | •14E |
| 4.1 | •18D | •27G | •27G | •27G | •23E | •23E | •23E | •23E | •24F | •24F | •24F | •24F | •24F |
| 4.2 | •10B | •16E | •16E | •16E | •14C | •14C | •14C | •14C | •13D | •13D | •13D | •13D | •13D |
| 4.3 | •6A | •8C | •8C | •8C | •8A | •8A | •8A | •8A | •7B | •7B | •7B | •7B | •7B |
| 5.1 | •7E | •13I | •13I | •13I | •10G | •10G | •10G | •10G | •10G | •10G | •10G | •10G | •10G |
| 5.2 | •5C | •8G | •8G | •8G | •6C | •6C | •6C | •6C | •5E | •5E | •5E | •5E | •5E |
| 5.3 | •3A | •4C | •4C | •4C | •4A | •4A | •4A | •4A | •4A | •4A | •4A | •4A | •4A |
| 6.1 | •22D | •35G | •35G | •35G | •35E | •35E | •35E | •35E | •35G | •35G | •35G | •35G | •35G |
| 6.2 | •33G | •40G | •40G | •40G | •40E | •40E | •40E | •40E | •33I | •33I | •33I | •33I | •33I |
| 6.3 | •22F | •32G | •32G | •32G | •32E | •32E | •32E | •32E | •27H | •27H | •27H | •27H | •27H |
| 6.4 | •16D | •20G | •20G | •20G | •20E | •20E | •20E | •20E | •16G | •16G | •16G | •16G | •16G |
| 7.1 | •30H | •45G | •45G | •45G | •45E | •45E | •45E | •45E | •33J | •33J | •33J | •33J | •33J |
| 7.2 | •27G | •32G | •32G | •32G | •32E | •32E | •32E | •32E | •30I | •30I | •30I | •30I | •30I |
| 7.3 | •24F | •27G | •27G | •27G | •32E | •32E | •32E | •32E | •27H | •27H | •27H | •27H | •27H |
| 7.4 | •22F | •25G | •25G | •25G | •25E | •25E | •25E | •25E | •22H | •22H | •22H | •22H | •22H |
| 8.1 | •30J | •30I | •30I | •30I | •30I | •30I | •30I | •30I | •30J | •30J | •30J | •30J | •30J |
| 8.2 | •30H | | | | | | | | •28H | •28H | •28H | •28H | •28H |
| 8.3 | •10F | | | | | | | | •14F | •14F | •14F | •14F | •14F |
| 9.1 | •3A | | | | | | | | •3B | •3B | •3B | •3B | •3B |
| 10.1 | | | | | | | | | | | | | |

| | A227 | A260 | A205 | A211 | A202 | A189 | A088 | A190 | A191 |
|---|---|---|---|---|---|---|---|---|---|
| | | | | | | | | | |
| | HSS | HSS-E | HSS | HSS | HSS-E | HSS | HSS | HSS | HSS |
| | | | TIN | TIN | | ST | TIN | ST | ST |
| | D | DIN 333A | DIN 333A | DIN 333R | D | DIN 1897 | DIN 1897 | DIN 338 | DIN 338 |
| | | | | | | | | | |
| | 1XD | 1XD | 1XD | 1XD | 1XD | 2.5xD | 2.5xD | 4xD | 4xD |
| | | | | | | | | | |
| | | | | | | | | | |
| | | | | | | N | N | N | N |
| | 118° | 118° | 118° | 118° | 118° | 135° | 135° | 118° | 118° |
| | | | | | | | | | |
| | 90° | 90° | 90° | | 90° | | | | |
| | 1/8 - 3/4 | 2.00 - 5.00 | 1.00 - 5.00 | 1.60 - 5.00 | 0.75 - 4.00 | Set 200S | Set 200S | Set 3 - Set 209 | Set 31M - Set 419 |
| | | | | | | | | | |
| | | | | | | | 122 | | |
| | **169** | **170** | **171** | **172** | **173** | **174** | **175** | **176** | **177** |
| 1.1 | ■35I | ■35I | ■42I | ■42I | ■35I | ■35J | ■35K | ■35H | ■35H |
| 1.2 | ■30I | ■30I | ■36I | ■36I | ■30I | ■30J | ■32K | ■30H | ■30H |
| 1.3 | ■25G | ■25G | ■30G | ■30G | ■25G | ■27G | ■25I | ■25F | ■25F |
| 1.4 | ■20F | ■20F | ■24F | ■24F | ■20F | ■21G | ■23H | ■20F | ■20F |
| 1.5 | •13E | •13E | •16E | •16E | •13E | •14F | ■16G | •13E | •13E |
| 1.6 | •9D | •9D | •11D | •11D | •9D | •10E | •10E | •9D | •9D |
| 1.7 | | | | | | | | | |
| 1.8 | | | | | | | | | |
| 2.1 | •15E | •15E | •18E | •18E | •15E | ■16F | ■15G | •15E | •15E |
| 2.2 | •8G | •8G | •10G | •10G | •8G | •9H | •8I | •8G | •8G |
| 2.3 | •10C | •10C | •12C | •12C | •10C | •10D | •9E | •9C | •9C |
| 2.4 | | | | | | | | | |
| 3.1 | ■30I | ■30I | ■36I | ■36I | ■30I | ■32J | ■32K | ■30H | ■30H |
| 3.2 | ■24F | ■24F | ■29F | ■29F | ■24F | ■27G | ■25I | ■24F | ■24F |
| 3.3 | •20E | •20E | •24E | •24E | •20E | ■20F | ■20G | •20E | •20E |
| 3.4 | •14E | •14E | •17E | •17E | •14E | •16F | •16G | •14E | •14E |
| 4.1 | •24F | •24F | •29F | •29F | •24F | ■27G | ■25I | •23E | •23E |
| 4.2 | •13D | •13D | •16D | •16D | •13D | •16E | •14F | •12D | •12D |
| 4.3 | •7B | •7B | •8B | •8B | •7B | •8C | •8C | •6B | •6B |
| 5.1 | •10G | •10G | •12G | •12G | •10G | •13H | •13H | •10G | •10G |
| 5.2 | •5E | •5E | •6E | •6E | •5E | •8F | •8F | •6E | •6E |
| 5.3 | •4A | •4A | •5A | •5A | •4A | •4B | •4B | •3A | •3A |
| 6.1 | •35G | •35G | •42G | •42G | •35G | •36H | •36H | •33G | •33G |
| 6.2 | •33I | •33I | •40I | •40I | •33I | •38J | •38K | •35I | •35I |
| 6.3 | •27H | •27H | •32H | •32H | •27H | •27I | •27I | •27H | •27H |
| 6.4 | •16G | •16G | •19G | •19G | •16G | •16H | •16I | •16G | •16G |
| 7.1 | •33J | •33J | •40J | •40J | •33J | •33K | ■40F | •33J | •33J |
| 7.2 | •30I | •30I | •36I | •36I | •30I | •30J | ■32K | •30I | •30I |
| 7.3 | •27H | •27H | •32H | •32H | •27H | •30I | ■32J | •27H | •27H |
| 7.4 | •22H | •22H | •26H | •26H | •22H | •25I | •25J | •24F | •24F |
| 8.1 | •30J | •30J | •36J | •36J | •30J | •30K | •30K | •30J | •30J |
| 8.2 | •28H | •28H | •34H | •34H | •28H | •35I | •35I | •28H | •28H |
| 8.3 | •14F | •14F | •17F | •17F | •14F | •17G | •17G | •14F | •14F |
| 9.1 | •3B | •3B | •4B | •4B | •3B | •4C | •4C | •3B | •3B |
| 10.1 | | | | | | | | | |

DORMER

| | A199 | A095 | A096 | A099 | A295 | A296 |
|---|---|---|---|---|---|---|
| | | | | | | |
| | HSS | HSS | HSS | HSS | HSCo | HSS |
| | ST | TiN | TiN | TiN | Bronze | |
| | DIN 338 | DIN 338 | DIN 338 | DIN 338 | DIN 338 | DIN 333A |
| | | | | | | |
| | 4xD | 4xD | 4xD | 4xD | 4xD | 1XD |
| | | | | | | |
| | | | | | | |
| | N | N | N | N | N | |
| | 118° | 118° | 118° | 118° | 135° | 120° |
| | | PS | PS | PS | | |
| | | | | | | 90° |
| | Set F1 - Set M1 | Set 18 - Set 209 | Set 419 - Set 413 | Set F1 - Set M1 | Set 219 - Set 225 | Set 200 - Set 225 |
| | | | | | | |
| | | 002 | 002 | 002 | | |
| | **178** | **179** | **180** | **181** | **182** | **183** |
| 1.1 | ■35H | ■47J | ■47J | ■47J | ●35J | ■35I |
| 1.2 | ■30H | ■40J | ■40J | ■40J | ●30H | ■30I |
| 1.3 | ■25F | ■35F | ■35F | ■35F | ●27G | ■25G |
| 1.4 | ■20F | ■30F | ■30F | ■30F | ●24F | ■20F |
| 1.5 | ●13E | ●18F | ●18F | ●18F | ■17E | ●13E |
| 1.6 | ●9D | ●10E | ●10E | ●10E | ■10D | ●9D |
| 1.7 | | | | | | |
| 1.8 | | | | | | |
| 2.1 | ●15E | ●20F | ●20F | ●20F | ●22E | ●15E |
| 2.2 | ●8G | ●12G | ●12G | ●12G | ●11G | ●8G |
| 2.3 | ●9C | ●16C | ●16C | ●16C | ●15C | ●10C |
| 2.4 | | | | | | |
| 3.1 | ■30H | ■40J | ■40J | ■40J | ●35H | ■30I |
| 3.2 | ■24F | ■30E | ■30E | ■30E | ●28D | ■24F |
| 3.3 | ●20E | ●28E | ●28E | ●28E | ●22E | ●20E |
| 3.4 | ●14E | ●26E | ●26E | ●26E | ■17E | ●14E |
| 4.1 | ●23E | ●23F | ●23F | ●23F | ■28F | ●24F |
| 4.2 | ●12D | ●13D | ●13D | ●13D | ■20D | ●13D |
| 4.3 | ●6B | ●7B | ●7B | ●7B | ■11C | ●7B |
| 5.1 | ●10G | ●13G | ●13G | ●13G | ●15G | ●10G |
| 5.2 | ●6E | ●7E | ●7E | ●7E | ■7E | ●5E |
| 5.3 | ●3A | ●3A | ●3A | ●3A | ●6B | ●4A |
| 6.1 | ●33G | ●50G | ●50G | ●50G | ●38H | ●35G |
| 6.2 | ●35I | ●33I | ●33I | ●33I | ●40F | ●33I |
| 6.3 | ●27H | ●39H | ●39H | ●39H | ●27H | ●27H |
| 6.4 | ●16G | ●30G | ●30G | ●30G | ●21F | ●16G |
| 7.1 | ●33J | ■41K | ■41K | ■41K | ●33J | ●33J |
| 7.2 | ●30I | ■38J | ■38J | ■38J | ●30I | ●30I |
| 7.3 | ●27H | ●33I | ●33I | ●33I | ●30H | ●27H |
| 7.4 | ●24F | ●33I | ●33I | ●33I | ●27F | ●22H |
| 8.1 | ●30J | ■30I | ■30I | ■30I | | ●30J |
| 8.2 | ●28H | ■50H | ■50H | ■50H | | ●28H |
| 8.3 | ●14F | ●35F | ●35F | ●35F | | ●14F |
| 9.1 | ●3B | ●3B | ●3B | ●3B | ●6C | ●3B |
| 10.1 | | | | | | |

| Fn | Ø | | | | | | | | | | | | | | | |
|---|---|---|---|---|---|---|---|---|---|---|---|---|---|---|---|---|
| | 1mm | 2mm | 3mm | 4mm | 5mm | 6mm | 8mm | 10mm | 12mm | 15mm | 16mm | 20mm | 25mm | 30mm | 40mm | 50mm |
| A | 0.012 | 0.023 | 0.029 | 0.032 | 0.036 | 0.042 | 0.054 | 0.062 | 0.069 | 0.082 | 0.086 | 0.110 | 0.125 | 0.135 | 0.155 | 0.175 |
| B | 0.014 | 0.028 | 0.037 | 0.041 | 0.046 | 0.053 | 0.067 | 0.080 | 0.090 | 0.103 | 0.108 | 0.135 | 0.153 | 0.165 | 0.188 | 0.208 |
| C | 0.015 | 0.032 | 0.044 | 0.050 | 0.056 | 0.064 | 0.080 | 0.098 | 0.110 | 0.125 | 0.130 | 0.160 | 0.180 | 0.195 | 0.22 | 0.24 |
| D | 0.016 | 0.038 | 0.053 | 0.060 | 0.068 | 0.078 | 0.098 | 0.119 | 0.130 | 0.149 | 0.155 | 0.188 | 0.210 | 0.228 | 0.253 | 0.275 |
| E | 0.017 | 0.043 | 0.062 | 0.071 | 0.080 | 0.092 | 0.115 | 0.140 | 0.150 | 0.173 | 0.180 | 0.215 | 0.240 | 0.260 | 0.285 | 0.31 |
| F | 0.018 | 0.050 | 0.073 | 0.084 | 0.095 | 0.109 | 0.138 | 0.165 | 0.178 | 0.202 | 0.210 | 0.248 | 0.275 | 0.295 | 0.32 | 0.343 |
| G | 0.019 | 0.056 | 0.084 | 0.096 | 0.109 | 0.126 | 0.160 | 0.190 | 0.205 | 0.231 | 0.240 | 0.280 | 0.310 | 0.330 | 0.355 | 0.375 |
| H | 0.020 | 0.066 | 0.102 | 0.116 | 0.130 | 0.150 | 0.190 | 0.228 | 0.243 | 0.271 | 0.280 | 0.320 | 0.355 | 0.375 | 0.398 | 0.418 |
| I | 0.021 | 0.076 | 0.119 | 0.134 | 0.150 | 0.173 | 0.220 | 0.265 | 0.280 | 0.310 | 0.320 | 0.360 | 0.400 | 0.420 | 0.44 | 0.46 |
| J | 0.024 | 0.084 | 0.135 | 0.152 | 0.170 | 0.197 | 0.250 | 0.298 | 0.315 | 0.349 | 0.360 | 0.405 | 0.445 | 0.465 | 0.485 | 0.503 |
| K | 0.026 | 0.092 | 0.150 | 0.170 | 0.190 | 0.220 | 0.280 | 0.330 | 0.350 | 0.388 | 0.400 | 0.450 | 0.490 | 0.510 | 0.53 | 0.545 |
| L | 0.028 | 0.101 | 0.165 | 0.186 | 0.208 | 0.240 | 0.305 | 0.360 | 0.385 | 0.419 | 0.430 | 0.485 | 0.525 | 0.545 | 0.568 | 0.588 |
| M | 0.030 | 0.110 | 0.180 | 0.202 | 0.225 | 0.260 | 0.330 | 0.390 | 0.420 | 0.450 | 0.460 | 0.520 | 0.560 | 0.580 | 0.605 | 0.63 |
| N | 0.032 | 0.119 | 0.195 | 0.218 | 0.242 | 0.280 | 0.355 | 0.420 | 0.455 | 0.481 | 0.490 | 0.555 | 0.595 | 0.615 | 0.642 | 0.672 |
| S | 0.008 | 0.014 | 0.020 | 0.025 | 0.030 | 0.037 | 0.050 | 0.080 | 0.100 | 0.123 | 0.130 | 0.150 | | | | |
| T | 0.015 | 0.028 | 0.040 | 0.050 | 0.060 | 0.070 | 0.090 | 0.110 | 0.130 | 0.160 | 0.170 | 0.190 | | | | |
| U | 0.026 | 0.048 | 0.070 | 0.080 | 0.090 | 0.107 | 0.140 | 0.170 | 0.200 | 0.223 | 0.230 | 0.240 | | | | |
| V | 0.038 | 0.069 | 0.100 | 0.115 | 0.130 | 0.153 | 0.200 | 0.250 | 0.280 | 0.310 | 0.320 | 0.340 | | | | |
| W | 0.049 | 0.089 | 0.130 | 0.150 | 0.170 | 0.200 | 0.260 | 0.330 | 0.380 | 0.418 | 0.430 | 0.450 | | | | |
| X | 0.056 | 0.103 | 0.150 | 0.180 | 0.210 | 0.250 | 0.330 | 0.420 | 0.480 | 0.533 | 0.550 | 0.580 | | | | |
| Y | 0.068 | 0.124 | 0.180 | 0.220 | 0.260 | 0.317 | 0.430 | 0.550 | 0.700 | 0.700 | 0.700 | 0.740 | | | | |
| Z | 0.094 | 0.172 | 0.250 | 0.325 | 0.400 | 0.533 | 0.800 | 1.000 | 1.100 | 1.175 | 1.200 | 1.200 | | | | |
| | **mm/N ± 25%** | | | | | | | | | | | | | | | |

# A122

- Spotting Drill
- NC-Anbohrer
- NC-centerboor
- Forets de dessoudage
- Broca para centrados
- Broca Extra Curta

## A122

Overall Length to DIN 1897 / Gesamtlänge nach DIN 1897 / Totale lengte vlgs. DIN 1897 / Longueur totale selon la DIN 1897 / Longitud total según DIN 1897 / Comprimento Total conforme DIN 1898

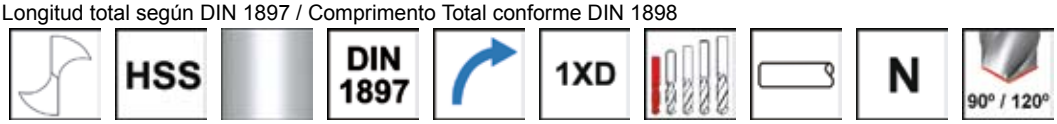


■ 1.1 1.2 1.3 6.1 6.2 6.3 6.4 7.1 7.2

● 1.4 1.5 1.6 2.1 2.2 2.3 3.1 3.2 3.3 3.4 4.1 4.2 4.3 5.1 5.2 5.3 7.3 7.4 8.1 8.2 8.3 9.1

| $d_1$ Ø$h_8$ mm | $d_1$ decimal Inch | $l_2$ mm | $l_1$ mm | e-Code |
|---|---|---|---|---|
| **6.00** | 0.2362 | 30 | 66 | **A1226.0X90** |
| **6.00** | 0.2362 | 30 | 66 | **A1226.0X120** |
| **8.00** | 0.3149 | 33 | 79 | **A1228.0X90** |
| **8.00** | 0.3149 | 33 | 79 | **A1228.0X120** |
| **10.00** | 0.3937 | 35 | 89 | **A12210.0X90** |
| **10.00** | 0.3937 | 35 | 89 | **A12210.0X120** |

| $d_1$ Ø$h_8$ mm | $d_1$ decimal Inch | $l_2$ mm | $l_1$ mm | e-Code |
|---|---|---|---|---|
| **12.00** | 0.4724 | 40 | 102 | **A12212.0X90** |
| **12.00** | 0.4724 | 40 | 102 | **A12212.0X120** |
| **16.00** | 0.6299 | 40 | 115 | **A12216.0X90** |
| **16.00** | 0.6299 | 40 | 115 | **A12216.0X120** |
| **20.00** | 0.7874 | 55 | 131 | **A12220.0X90** |
| **20.00** | 0.7874 | 55 | 131 | **A12220.0X120** |

# A723

- Spot Weld Drill
- Schweißpunktbohrer
- Puntlasboor
- Foret de dessoudage cylindrique
- Broca para deshacer soldaduras
- Broca p/ Pontos de Soldadura

## A723

- 1.1 1.2

| $d_1$ Ø$h_8$ mm | $d_1$ decimal Inch | $l_2$ mm | $l_1$ mm | e-Code |
|---|---|---|---|---|
| **6.00** | 0.2362 | 18 | 66 | **A7236.0X66** |
| **6.00** | 0.2362 | 18 | 93 | **A7236.0X93** |
| **6.50** | 0.2559 | 20 | 70 | **A7236.5X70** |
| **6.50** | 0.2559 | 20 | 101 | **A7236.5X101** |

| $d_1$ Ø$h_8$ mm | $d_1$ decimal Inch | $l_2$ mm | $l_1$ mm | e-Code |
|---|---|---|---|---|
| **8.00** | 0.3149 | 24 | 79 | **A7238.0X79** |
| **8.00** | 0.3149 | 24 | 117 | **A7238.0X117** |

# A119

- Stub Drill - Double Ended
- Spiralbohrer, kurz, 2-seitig
- Extra korte boor - dubbelzijdig
- Foret extra-court - Double
- Broca extra corta - Doble punta
- Broca Extra Curta - Dupla




## A119

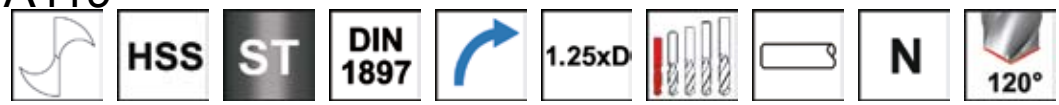


■ 1.1 1.2

● 1.3 1.4 1.5 1.6 2.1 2.2 2.3 3.1 3.2 3.3 3.4 4.1 4.2 4.3 5.1 5.2 5.3 6.1 6.2 6.3 6.4 7.1 7.2 7.3 7.4 8.1 8.2

| $d_1$ Ø$h_8$ mm | $d_1$ decimal Inch | $l_2$ mm | $l_1$ mm | e-Code |
|---|---|---|---|---|
| **3.30** | 0.1299 | 11.0 | 49.0 | **A1193.3** |
| **4.10** | 0.1614 | 14.0 | 55.0 | **A1194.1** |

| $d_1$ Ø$h_8$ mm | $d_1$ decimal Inch | $l_2$ mm | $l_1$ mm | e-Code |
|---|---|---|---|---|
| **4.90** | 0.1929 | 17.0 | 62.0 | **A1194.9** |

# A123

- Stub Drill
- Spiralbohrer, kurz
- Extra korte boor
- Foret extra-court
- Broca extra corta
- Broca Extra Curta



## A123

Overall Length to DIN 1897 / Gesamtlänge nach DIN 1897 / Totale lengte vlgs. DIN 1897 / Longueur totale selon la DIN 1897 / Longitud total según DIN 1897 / Comprimento Total conforme DIN 1897

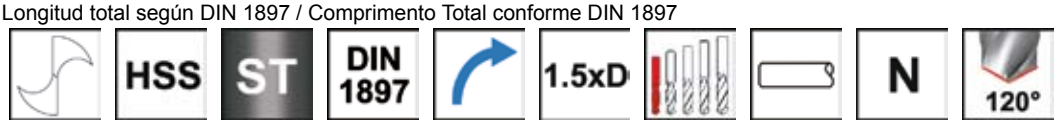


■ 1.1 1.2 1.3 6.1 6.2 6.3 6.4 7.1 7.2

● 1.4 1.5 1.6 2.1 2.2 2.3 3.1 3.2 3.3 3.4 4.1 4.2 4.3 5.1 5.2 5.3 7.3 7.4 8.1 8.2 8.3 9.1

| $d_1$ Ø$h_8$ Inch | $d_1$ Ø$h_8$ mm | $d_1$ decimal Inch | $l_2$ mm | $l_1$ mm | e-Code |
|---|---|---|---|---|---|
| **3/32** | 2.38 | 0.0937 | 14 | 43 | **A1233/32** |
| | 2.50 | 0.0984 | 14 | 43 | **A1232.5** |
| | 3.00 | 0.1181 | 16 | 46 | **A1233.0** |
| | 3.10 | 0.1220 | 18 | 49 | **A1233.1** |
| **1/8** | 3.18 | 0.1251 | 18 | 49 | **A1231/8** |
| | 3.20 | 0.1259 | 18 | 49 | **A1233.2** |
| **30** | 3.26 | 0.1283 | 18 | 49 | **A123N30** |
| | 3.30 | 0.1299 | 18 | 49 | **A1233.3** |
| | 3.50 | 0.1377 | 18 | 52 | **A1233.5** |
| | 3.70 | 0.1456 | 18 | 52 | **A1233.7** |
| **5/32** | 3.97 | 0.1562 | 18 | 55 | **A1235/32** |
| | 4.00 | 0.1574 | 18 | 55 | **A1234.0** |

| $d_1$ Ø$h_8$ Inch | $d_1$ Ø$h_8$ mm | $d_1$ decimal Inch | $l_2$ mm | $l_1$ mm | e-Code |
|---|---|---|---|---|---|
| | 4.10 | 0.1614 | 18 | 55 | **A1234.1** |
| | 4.20 | 0.1653 | 18 | 55 | **A1234.2** |
| | 4.50 | 0.1771 | 18 | 58 | **A1234.5** |
| **3/16** | 4.76 | 0.1874 | 18 | 62 | **A1233/16** |
| | 4.80 | 0.1889 | 18 | 62 | **A1234.8** |
| | 4.90 | 0.1929 | 18 | 62 | **A1234.9** |
| | 5.00 | 0.1968 | 18 | 62 | **A1235.0** |
| | 5.50 | 0.2165 | 18 | 66 | **A1235.5** |
| **7/32** | 5.56 | 0.2188 | 18 | 66 | **A1237/32** |
| | 6.00 | 0.2362 | 18 | 66 | **A1236.0** |
| **1/4** | 6.35 | 0.2500 | 19 | 70 | **A1231/4** |
| | 6.50 | 0.2559 | 19 | 70 | **A1236.5** |

# A124

- Stub Drill
- Spiralbohrer, kurz
- Extra korte boor
- Foret extra-court
- Broca extra corta
- Broca Extra Curta

## A124

Tang to DIN 1809 / mit Mitnehmer DIN 1809 / met lip DIN 1809 / Tenon selon la DIN 1809 / Lengüeta según DIN 1809 / Lingueta DIN 1809




■ 3.1 3.2 3.3 3.4

● 1.5 1.6 2.2 2.3 4.1 4.2 4.3 5.1 5.2 5.3 6.2 6.3 6.4 8.2 9.1

| $d_1$ Ø mm | $d_1$ decimal Inch | $l_2$ mm | $l_1$ mm | e-Code |
|---|---|---|---|---|
| **3.00** | 0.1181 | 20 | 50 | **A1243.0** |
| **3.20** | 0.1259 | 25 | 56 | **A1243.2** |
| **3.50** | 0.1377 | 25 | 56 | **A1243.5** |
| **4.00** | 0.1574 | 25 | 56 | **A1244.0** |
| **4.20** | 0.1653 | 28 | 63 | **A1244.2** |
| **4.50** | 0.1771 | 28 | 63 | **A1244.5** |
| **4.80** | 0.1889 | 28 | 63 | **A1244.8** |
| **5.00** | 0.1968 | 28 | 63 | **A1245.0** |
| **5.20** | 0.2047 | 32 | 71 | **A1245.2** |
| **5.50** | 0.2165 | 32 | 71 | **A1245.5** |
| **5.80** | 0.2283 | 32 | 71 | **A1245.8** |
| **6.00** | 0.2362 | 32 | 71 | **A1246.0** |
| **6.50** | 0.2559 | 32 | 71 | **A1246.5** |
| **6.80** | 0.2677 | 40 | 80 | **A1246.8** |
| **7.00** | 0.2755 | 40 | 80 | **A1247.0** |
| **7.50** | 0.2952 | 40 | 80 | **A1247.5** |

| $d_1$ Ø mm | $d_1$ decimal Inch | $l_2$ mm | $l_1$ mm | e-Code |
|---|---|---|---|---|
| **8.00** | 0.3149 | 40 | 80 | **A1248.0** |
| **8.50** | 0.3346 | 50 | 90 | **A1248.5** |
| **9.00** | 0.3543 | 50 | 90 | **A1249.0** |
| **9.50** | 0.3740 | 50 | 90 | **A1249.5** |
| **10.00** | 0.3937 | 56 | 100 | **A12410.0** |
| **10.50** | 0.4133 | 56 | 100 | **A12410.5** |
| **11.00** | 0.4330 | 56 | 100 | **A12411.0** |
| **11.50** | 0.4527 | 63 | 112 | **A12411.5** |
| **12.00** | 0.4724 | 63 | 112 | **A12412.0** |
| **13.00** | 0.5118 | 63 | 112 | **A12413.0** |
| **14.00** | 0.5511 | 71 | 125 | **A12414.0** |
| **15.00** | 0.5905 | 71 | 125 | **A12415.0** |
| **16.00** | 0.6299 | 80 | 140 | **A12416.0** |

# A120

DORMER

- Stub Drill
- Spiralbohrer, kurz
- Extra korte boor
- Foret extra-court
- Broca extra corta
- Broca Extra Curta

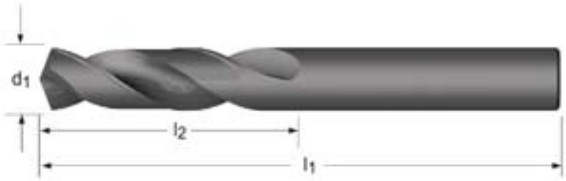

## A120

Bright below 1.0mm. 118º point up to 2.9mm and over 13.0mm / Blank bis 1mmØ, 118° Kegelmantelanschliff bis 2,9mmØ und über 13,0mmØ / Blank beneden 1,0mm. 118º punt tot 2,9mm en boven 13,0mm / Brillant au dessous de 1,0 mm. Pointe à 118° jusqu'au Ø 2,9 mm et au dessus du Ø 13,0 mm / Brillante por debajo de 1,0mm.punta 118º hasta 2,9 mm y por encima de 13,0 mm / Brilhante Abaixo de 1.0mm. Ângulo da Ponta 118ª até 2,9mm e acima de 13.0mm

■ 1.1 1.2 1.3 1.4 2.1 3.1 3.2 3.3 4.1

● 1.5 1.6 2.2 2.3 3.4 4.2 4.3 5.1 5.2 5.3 6.1 6.2 6.3 6.4 7.1 7.2 7.3 7.4 8.1 8.2 8.3 9.1

| $d_1$ Ø$h_8$ Inch | $d_1$ Ø$h_8$ mm | $d_1$ decimal Inch | $l_2$ mm | $l_1$ mm | e-Code |
|---|---|---|---|---|---|
| | 0.50 | 0.0196 | 3 | 20 | **A120.5** |
| | 0.60 | 0.0236 | 3.5 | 21 | **A120.6** |
| | 0.70 | 0.0275 | 4.5 | 23 | **A120.7** |
| **1/32** | 0.79 | 0.0312 | 5 | 24 | **A1201/32** |
| | 0.80 | 0.0314 | 5 | 24 | **A120.8** |
| | 0.90 | 0.0354 | 5.5 | 25 | **A120.9** |
| | 1.00 | 0.0393 | 6 | 26 | **A1201.0** |
| | 1.10 | 0.0433 | 7 | 28 | **A1201.1** |
| **3/64** | 1.19 | 0.0468 | 8 | 30 | **A1203/64** |
| | 1.20 | 0.0472 | 8 | 30 | **A1201.2** |
| | 1.30 | 0.0511 | 8 | 30 | **A1201.3** |
| | 1.40 | 0.0551 | 9 | 32 | **A1201.4** |
| | 1.50 | 0.0590 | 9 | 32 | **A1201.5** |
| **1/16** | 1.59 | 0.0625 | 10 | 34 | **A1201/16** |
| | 1.60 | 0.0629 | 10 | 34 | **A1201.6** |
| | 1.70 | 0.0669 | 10 | 34 | **A1201.7** |
| | 1.80 | 0.0708 | 11 | 36 | **A1201.8** |
| | 1.90 | 0.0748 | 11 | 36 | **A1201.9** |
| **5/64** | 1.98 | 0.0779 | 12 | 38 | **A1205/64** |
| | 2.00 | 0.0787 | 12 | 38 | **A1202.0** |
| | 2.10 | 0.0826 | 12 | 38 | **A1202.1** |
| | 2.20 | 0.0866 | 13 | 40 | **A1202.2** |
| | 2.25 | 0.0885 | 13 | 40 | **A1202.25** |
| | 2.30 | 0.0905 | 13 | 40 | **A1202.3** |
| **3/32** | 2.38 | 0.0937 | 14 | 43 | **A1203/32** |
| | 2.40 | 0.0944 | 14 | 43 | **A1202.4** |
| | 2.50 | 0.0984 | 14 | 43 | **A1202.5** |
| | 2.60 | 0.1023 | 14 | 43 | **A1202.6** |
| | 2.65 | 0.1043 | 14 | 43 | **A1202.65** |
| | 2.70 | 0.1062 | 16 | 46 | **A1202.7** |
| **7/64** | 2.78 | 0.1094 | 16 | 46 | **A1207/64** |
| | 2.80 | 0.1102 | 16 | 46 | **A1202.8** |
| | 2.90 | 0.1141 | 16 | 46 | **A1202.9** |
| | 3.00 | 0.1181 | 16 | 46 | **A1203.0** |
| | 3.10 | 0.1220 | 18 | 49 | **A1203.1** |
| **1/8** | 3.18 | 0.1251 | 18 | 49 | **A1201/8** |
| | 3.20 | 0.1259 | 18 | 49 | **A1203.2** |
| | 3.25 | 0.1279 | 18 | 49 | **A1203.25** |
| | 3.30 | 0.1299 | 18 | 49 | **A1203.3** |
| | 3.40 | 0.1338 | 20 | 52 | **A1203.4** |

| $d_1$ Ø$h_8$ Inch | $d_1$ Ø$h_8$ mm | $d_1$ decimal Inch | $l_2$ mm | $l_1$ mm | e-Code |
|---|---|---|---|---|---|
| | 3.50 | 0.1377 | 20 | 52 | **A1203.5** |
| **9/64** | 3.57 | 0.1405 | 20 | 52 | **A1209/64** |
| | 3.60 | 0.1417 | 20 | 52 | **A1203.6** |
| | 3.70 | 0.1456 | 20 | 52 | **A1203.7** |
| | 3.80 | 0.1496 | 22 | 55 | **A1203.8** |
| | 3.90 | 0.1535 | 22 | 55 | **A1203.9** |
| **5/32** | 3.97 | 0.1562 | 22 | 55 | **A1205/32** |
| | 4.00 | 0.1574 | 22 | 55 | **A1204.0** |
| | 4.10 | 0.1614 | 22 | 55 | **A1204.1** |
| | 4.20 | 0.1653 | 22 | 55 | **A1204.2** |
| | 4.30 | 0.1692 | 24 | 58 | **A1204.3** |
| **11/64** | 4.37 | 0.1720 | 24 | 58 | **A12011/64** |
| | 4.40 | 0.1732 | 24 | 58 | **A1204.4** |
| | 4.50 | 0.1771 | 24 | 58 | **A1204.5** |
| | 4.60 | 0.1811 | 24 | 58 | **A1204.6** |
| | 4.70 | 0.1850 | 24 | 58 | **A1204.7** |
| **3/16** | 4.76 | 0.1874 | 26 | 62 | **A1203/16** |
| | 4.80 | 0.1889 | 26 | 62 | **A1204.8** |
| | 4.90 | 0.1929 | 26 | 62 | **A1204.9** |
| | 5.00 | 0.1968 | 26 | 62 | **A1205.0** |
| | 5.10 | 0.2007 | 26 | 62 | **A1205.1** |
| **13/64** | 5.16 | 0.2031 | 26 | 62 | **A12013/64** |
| | 5.20 | 0.2047 | 26 | 62 | **A1205.2** |
| | 5.30 | 0.2086 | 26 | 62 | **A1205.3** |
| | 5.40 | 0.2125 | 28 | 66 | **A1205.4** |
| | 5.50 | 0.2165 | 28 | 66 | **A1205.5** |
| **7/32** | 5.56 | 0.2188 | 28 | 66 | **A1207/32** |
| | 5.60 | 0.2204 | 28 | 66 | **A1205.6** |
| | 5.70 | 0.2244 | 28 | 66 | **A1205.7** |
| | 5.80 | 0.2283 | 28 | 66 | **A1205.8** |
| | 5.90 | 0.2322 | 28 | 66 | **A1205.9** |
| **15/64** | 5.95 | 0.2342 | 28 | 66 | **A12015/64** |
| | 6.00 | 0.2362 | 28 | 66 | **A1206.0** |
| | 6.10 | 0.2401 | 31 | 70 | **A1206.1** |
| | 6.20 | 0.2440 | 31 | 70 | **A1206.2** |
| | 6.30 | 0.2480 | 31 | 70 | **A1206.3** |
| **1/4** | 6.35 | 0.2500 | 31 | 70 | **A1201/4** |
| | 6.40 | 0.2519 | 31 | 70 | **A1206.4** |
| | 6.50 | 0.2559 | 31 | 70 | **A1206.5** |
| | 6.60 | 0.2598 | 31 | 70 | **A1206.6** |

# A120

| $d_1$ Ø$h_8$ Inch | $d_1$ Ø$h_8$ mm | $d_1$ decimal Inch | $l_2$ mm | $l_1$ mm | e-Code |
|---|---|---|---|---|---|
| | 6.70 | 0.2637 | 31 | 70 | **A1206.7** |
| | 6.80 | 0.2677 | 34 | 74 | **A1206.8** |
| | 6.90 | 0.2716 | 34 | 74 | **A1206.9** |
| | 7.00 | 0.2755 | 34 | 74 | **A1207.0** |
| | 7.10 | 0.2795 | 34 | 74 | **A1207.1** |
| **9/32** | 7.14 | 0.2811 | 34 | 74 | **A1209/32** |
| | 7.20 | 0.2834 | 34 | 74 | **A1207.2** |
| | 7.30 | 0.2874 | 34 | 74 | **A1207.3** |
| | 7.40 | 0.2913 | 34 | 74 | **A1207.4** |
| | 7.50 | 0.2952 | 34 | 74 | **A1207.5** |
| | 7.60 | 0.2992 | 37 | 79 | **A1207.6** |
| | 7.70 | 0.3031 | 37 | 79 | **A1207.7** |
| | 7.80 | 0.3070 | 37 | 79 | **A1207.8** |
| | 7.90 | 0.3110 | 37 | 79 | **A1207.9** |
| **5/16** | 7.94 | 0.3125 | 37 | 79 | **A1205/16** |
| | 8.00 | 0.3149 | 37 | 79 | **A1208.0** |
| | 8.10 | 0.3188 | 37 | 79 | **A1208.1** |
| | 8.20 | 0.3228 | 37 | 79 | **A1208.2** |
| | 8.30 | 0.3267 | 37 | 79 | **A1208.3** |
| | 8.40 | 0.3307 | 37 | 79 | **A1208.4** |
| | 8.50 | 0.3346 | 37 | 79 | **A1208.5** |
| | 8.60 | 0.3385 | 40 | 84 | **A1208.6** |
| | 8.70 | 0.3425 | 40 | 84 | **A1208.7** |
| **11/32** | 8.73 | 0.3437 | 40 | 84 | **A12011/32** |
| | 8.80 | 0.3464 | 40 | 84 | **A1208.8** |
| | 8.90 | 0.3503 | 40 | 84 | **A1208.9** |
| | 9.00 | 0.3543 | 40 | 84 | **A1209.0** |
| | 9.10 | 0.3582 | 40 | 84 | **A1209.1** |
| | 9.20 | 0.3622 | 40 | 84 | **A1209.2** |
| | 9.30 | 0.3661 | 40 | 84 | **A1209.3** |
| | 9.40 | 0.3700 | 40 | 84 | **A1209.4** |
| | 9.50 | 0.3740 | 40 | 84 | **A1209.5** |
| **3/8** | 9.53 | 0.3751 | 43 | 89 | **A1203/8** |
| | 9.60 | 0.3779 | 43 | 89 | **A1209.6** |
| | 9.70 | 0.3818 | 43 | 89 | **A1209.7** |
| | 9.80 | 0.3858 | 43 | 89 | **A1209.8** |
| | 9.90 | 0.3897 | 43 | 89 | **A1209.9** |
| | 10.00 | 0.3937 | 43 | 89 | **A12010.0** |
| | 10.10 | 0.3976 | 43 | 89 | **A12010.1** |
| | 10.20 | 0.4015 | 43 | 89 | **A12010.2** |
| | 10.30 | 0.4055 | 43 | 89 | **A12010.3** |
| **13/32** | 10.32 | 0.4062 | 43 | 89 | **A12013/32** |
| | 10.40 | 0.4094 | 43 | 89 | **A12010.4** |
| | 10.50 | 0.4133 | 43 | 89 | **A12010.5** |
| | 10.60 | 0.4173 | 43 | 89 | **A12010.6** |
| | 10.70 | 0.4212 | 47 | 95 | **A12010.7** |

| $d_1$ Ø$h_8$ Inch | $d_1$ Ø$h_8$ mm | $d_1$ decimal Inch | $l_2$ mm | $l_1$ mm | e-Code |
|---|---|---|---|---|---|
| | 10.80 | 0.4251 | 47 | 95 | **A12010.8** |
| | 10.90 | 0.4291 | 47 | 95 | **A12010.9** |
| | 11.00 | 0.4330 | 47 | 95 | **A12011.0** |
| | 11.10 | 0.4370 | 47 | 95 | **A12011.1** |
| **7/16** | 11.11 | 0.4374 | 47 | 95 | **A1207/16** |
| | 11.20 | 0.4409 | 47 | 95 | **A12011.2** |
| | 11.30 | 0.4448 | 47 | 95 | **A12011.3** |
| | 11.50 | 0.4527 | 47 | 95 | **A12011.5** |
| | 11.60 | 0.4566 | 47 | 95 | **A12011.6** |
| | 11.70 | 0.4606 | 47 | 95 | **A12011.7** |
| | 11.80 | 0.4645 | 47 | 95 | **A12011.8** |
| | 11.90 | 0.4685 | 51 | 102 | **A12011.9** |
| | 12.00 | 0.4724 | 51 | 102 | **A12012.0** |
| | 12.10 | 0.4763 | 51 | 102 | **A12012.1** |
| | 12.20 | 0.4803 | 51 | 102 | **A12012.2** |
| | 12.50 | 0.4921 | 51 | 102 | **A12012.5** |
| **1/2** | 12.70 | 0.5000 | 51 | 102 | **A1201/2** |
| | 13.00 | 0.5118 | 51 | 102 | **A12013.0** |
| | 13.50 | 0.5314 | 54 | 107 | **A12013.5** |
| | 14.00 | 0.5511 | 54 | 107 | **A12014.0** |
| **9/16** | 14.29 | 0.5625 | 56 | 111 | **A1209/16** |
| | 14.50 | 0.5708 | 56 | 111 | **A12014.5** |
| | 15.00 | 0.5905 | 56 | 111 | **A12015.0** |
| | 15.50 | 0.6102 | 58 | 115 | **A12015.5** |
| **5/8** | 15.88 | 0.6251 | 58 | 115 | **A1205/8** |
| | 16.00 | 0.6299 | 58 | 115 | **A12016.0** |
| | 16.50 | 0.6496 | 60 | 119 | **A12016.5** |
| | 17.00 | 0.6692 | 60 | 119 | **A12017.0** |
| **11/16** | 17.46 | 0.6874 | 62 | 123 | **A12011/16** |
| | 17.50 | 0.6889 | 62 | 123 | **A12017.5** |
| | 18.00 | 0.7086 | 62 | 123 | **A12018.0** |
| | 18.50 | 0.7283 | 64 | 127 | **A12018.5** |
| | 19.00 | 0.7480 | 64 | 127 | **A12019.0** |
| **3/4** | 19.05 | 0.7500 | 66 | 131 | **A1203/4** |
| | 19.50 | 0.7677 | 66 | 131 | **A12019.5** |
| | 20.00 | 0.7874 | 66 | 131 | **A12020.0** |
| | 20.50 | 0.8070 | 68 | 136 | **A12020.5** |
| **13/16** | 20.64 | 0.8125 | 68 | 136 | **A12013/16** |
| | 21.00 | 0.8267 | 68 | 136 | **A12021.0** |
| | 22.00 | 0.8661 | 70 | 141 | **A12022.0** |
| **7/8** | 22.23 | 0.8751 | 70 | 141 | **A1207/8** |
| | 23.00 | 0.9055 | 72 | 146 | **A12023.0** |
| **15/16** | 23.81 | 0.9374 | 75 | 151 | **A12015/16** |
| | 24.00 | 0.9448 | 75 | 151 | **A12024.0** |
| | 25.00 | 0.9842 | 75 | 151 | **A12025.0** |

# A022

DORMER

- Stub Drill
- Spiralbohrer, kurz
- Extra korte boor
- Foret extra-court
- Broca extra corta
- Broca Extra Curta



## A022

Bright below 2.0mm, TiN Tipped and Split Point 2.0mm and above / Blank bis 2.0 mm, TiN-tip beschichtet mit Kreuzanschliff ab 2,0 mm / Blank tot 2.0 mm, TiN-Tip gecoat met Kruisslijping vanaf 2.0 mm / Brillant en dessous de 2,0mm, TIN en pointe et affutage en croix au dessus de 2,0 mm (y inclus) / Brillante por debajo de 2.0mm, Punta de TiN y rectificado de la punta a partir 2.0mm / Brilhante abaixo de 2.0mm, Cobertura TiN e Afiação em Cruz para 2.0mm e acima

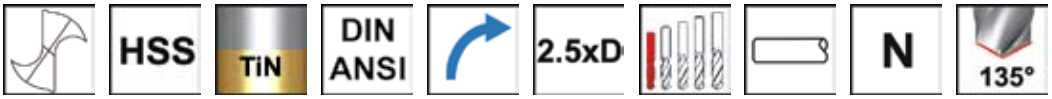


■ 1.1 1.2 1.3 1.4 1.5 2.1 3.1 3.2 3.3 4.1 7.1 7.2 7.3

● 1.6 2.2 2.3 3.4 4.2 4.3 5.1 5.2 5.3 6.1 6.2 6.3 6.4 7.4 8.1 8.2 8.3 9.1

| $d_1$ Ø$h_8$ Inch | $d_1$ Ø$h_8$ mm | $d_1$ decimal Inch | $l_2$ mm | $l_1$ mm | e-Code |
|---|---|---|---|---|---|
| | 0.50 | 0.0196 | 3 | 20 | **A022.5** |
| | 0.60 | 0.0236 | 3.5 | 21 | **A022.6** |
| | 0.70 | 0.0275 | 4.5 | 23 | **A022.7** |
| **1/32** | 0.79 | 0.0312 | 13 | 35 | **A0221/32** |
| | 0.80 | 0.0314 | 5 | 24 | **A022.8** |
| | 0.90 | 0.0354 | 5.5 | 25 | **A022.9** |
| | 1.00 | 0.0393 | 6 | 26 | **A0221.0** |
| | 1.10 | 0.0433 | 7 | 28 | **A0221.1** |
| **3/64** | 1.19 | 0.0468 | 13 | 35 | **A0223/64** |
| | 1.20 | 0.0472 | 8 | 30 | **A0221.2** |
| | 1.30 | 0.0511 | 8 | 30 | **A0221.3** |
| | 1.40 | 0.0551 | 9 | 32 | **A0221.4** |
| | 1.50 | 0.0590 | 9 | 32 | **A0221.5** |
| **1/16** | 1.59 | 0.0625 | 16 | 41 | **A0221/16** |
| | 1.60 | 0.0629 | 10 | 34 | **A0221.6** |
| | 1.70 | 0.0669 | 10 | 34 | **A0221.7** |
| | 1.80 | 0.0708 | 11 | 36 | **A0221.8** |
| | 1.90 | 0.0748 | 11 | 36 | **A0221.9** |
| **5/64** | 1.98 | 0.0779 | 17 | 43 | **A0225/64** |
| | 2.00 | 0.0787 | 12 | 38 | **A0222.0** |
| | 2.10 | 0.0826 | 12 | 38 | **A0222.1** |
| | 2.20 | 0.0866 | 13 | 40 | **A0222.2** |
| | 2.25 | 0.0885 | 13 | 40 | **A0222.25** |
| | 2.30 | 0.0905 | 13 | 40 | **A0222.3** |
| **3/32** | 2.38 | 0.0937 | 20 | 45 | **A0223/32** |
| | 2.40 | 0.0944 | 14 | 43 | **A0222.4** |
| | 2.50 | 0.0984 | 14 | 43 | **A0222.5** |
| | 2.60 | 0.1023 | 14 | 43 | **A0222.6** |
| | 2.65 | 0.1043 | 14 | 43 | **A0222.65** |
| | 2.70 | 0.1062 | 16 | 46 | **A0222.7** |
| **7/64** | 2.78 | 0.1094 | 22 | 47 | **A0227/64** |
| | 2.80 | 0.1102 | 16 | 46 | **A0222.8** |
| | 2.90 | 0.1141 | 16 | 46 | **A0222.9** |
| | 3.00 | 0.1181 | 16 | 46 | **A0223.0** |
| | 3.10 | 0.1220 | 18 | 49 | **A0223.1** |
| **1/8** | 3.18 | 0.1251 | 23 | 49 | **A0221/8** |
| | 3.20 | 0.1259 | 18 | 49 | **A0223.2** |
| | 3.25 | 0.1279 | 18 | 49 | **A0223.25** |
| | 3.30 | 0.1299 | 18 | 49 | **A0223.3** |
| | 3.40 | 0.1338 | 20 | 52 | **A0223.4** |
| | 3.50 | 0.1377 | 20 | 52 | **A0223.5** |
| **9/64** | 3.57 | 0.1405 | 25 | 50 | **A0229/64** |

| $d_1$ Ø$h_8$ Inch | $d_1$ Ø$h_8$ mm | $d_1$ decimal Inch | $l_2$ mm | $l_1$ mm | e-Code |
|---|---|---|---|---|---|
| | 3.60 | 0.1417 | 20 | 52 | **A0223.6** |
| | 3.70 | 0.1456 | 20 | 52 | **A0223.7** |
| | 3.80 | 0.1496 | 22 | 55 | **A0223.8** |
| | 3.90 | 0.1535 | 22 | 55 | **A0223.9** |
| **5/32** | 3.97 | 0.1562 | 26 | 53 | **A0225/32** |
| | 4.00 | 0.1574 | 22 | 55 | **A0224.0** |
| | 4.10 | 0.1614 | 22 | 55 | **A0224.1** |
| | 4.20 | 0.1653 | 22 | 55 | **A0224.2** |
| | 4.30 | 0.1692 | 24 | 58 | **A0224.3** |
| **11/64** | 4.37 | 0.1720 | 28 | 55 | **A02211/64** |
| | 4.40 | 0.1732 | 24 | 58 | **A0224.4** |
| | 4.50 | 0.1771 | 24 | 58 | **A0224.5** |
| | 4.60 | 0.1811 | 24 | 58 | **A0224.6** |
| | 4.70 | 0.1850 | 24 | 58 | **A0224.7** |
| **3/16** | 4.76 | 0.1874 | 30 | 57 | **A0223/16** |
| | 4.80 | 0.1889 | 26 | 62 | **A0224.8** |
| | 4.90 | 0.1929 | 26 | 62 | **A0224.9** |
| | 5.00 | 0.1968 | 26 | 62 | **A0225.0** |
| | 5.10 | 0.2007 | 26 | 62 | **A0225.1** |
| **13/64** | 5.16 | 0.2031 | 31 | 58 | **A02213/64** |
| | 5.20 | 0.2047 | 26 | 62 | **A0225.2** |
| | 5.30 | 0.2086 | 26 | 62 | **A0225.3** |
| | 5.40 | 0.2125 | 28 | 66 | **A0225.4** |
| | 5.50 | 0.2165 | 28 | 66 | **A0225.5** |
| **7/32** | 5.56 | 0.2188 | 33 | 61 | **A0227/32** |
| | 5.60 | 0.2204 | 28 | 66 | **A0225.6** |
| | 5.70 | 0.2244 | 28 | 66 | **A0225.7** |
| | 5.80 | 0.2283 | 28 | 66 | **A0225.8** |
| | 5.90 | 0.2322 | 28 | 66 | **A0225.9** |
| **15/64** | 5.95 | 0.2342 | 34 | 63 | **A02215/64** |
| | 6.00 | 0.2362 | 28 | 66 | **A0226.0** |
| | 6.10 | 0.2401 | 31 | 70 | **A0226.1** |
| | 6.20 | 0.2440 | 31 | 70 | **A0226.2** |
| | 6.30 | 0.2480 | 31 | 70 | **A0226.3** |
| **1/4** | 6.35 | 0.2500 | 36 | 65 | **A0221/4** |
| | 6.40 | 0.2519 | 31 | 70 | **A0226.4** |
| | 6.50 | 0.2559 | 31 | 70 | **A0226.5** |
| | 6.60 | 0.2598 | 31 | 70 | **A0226.6** |
| | 6.70 | 0.2637 | 31 | 70 | **A0226.7** |
| | 6.80 | 0.2677 | 34 | 74 | **A0226.8** |
| | 6.90 | 0.2716 | 34 | 74 | **A0226.9** |
| | 7.00 | 0.2755 | 34 | 74 | **A0227.0** |

# A022

| $d_1$ Ø$h_8$ Inch | $d_1$ Ø$h_8$ mm | $d_1$ decimal Inch | $l_2$ mm | $l_1$ mm | e-Code |
|---|---|---|---|---|---|
| | 7.10 | 0.2795 | 34 | 74 | **A0227.1** |
| **9/32** | 7.14 | 0.2811 | 40 | 70 | **A0229/32** |
| | 7.20 | 0.2834 | 34 | 74 | **A0227.2** |
| | 7.30 | 0.2874 | 34 | 74 | **A0227.3** |
| | 7.40 | 0.2913 | 34 | 74 | **A0227.4** |
| | 7.50 | 0.2952 | 34 | 74 | **A0227.5** |
| | 7.60 | 0.2992 | 37 | 79 | **A0227.6** |
| | 7.70 | 0.3031 | 37 | 79 | **A0227.7** |
| | 7.80 | 0.3070 | 37 | 79 | **A0227.8** |
| | 7.90 | 0.3110 | 37 | 79 | **A0227.9** |
| **5/16** | 7.94 | 0.3125 | 43 | 73 | **A0225/16** |
| | 8.00 | 0.3149 | 37 | 79 | **A0228.0** |
| | 8.10 | 0.3188 | 37 | 79 | **A0228.1** |
| | 8.20 | 0.3228 | 37 | 79 | **A0228.2** |
| | 8.30 | 0.3267 | 37 | 79 | **A0228.3** |
| | 8.40 | 0.3307 | 37 | 79 | **A0228.4** |
| | 8.50 | 0.3346 | 37 | 79 | **A0228.5** |
| | 8.60 | 0.3385 | 40 | 84 | **A0228.6** |
| | 8.70 | 0.3425 | 40 | 84 | **A0228.7** |
| **11/32** | 8.73 | 0.3437 | 45 | 78 | **A02211/32** |
| | 8.80 | 0.3464 | 40 | 84 | **A0228.8** |
| | 8.90 | 0.3503 | 40 | 84 | **A0228.9** |
| | 9.00 | 0.3543 | 40 | 84 | **A0229.0** |
| | 9.10 | 0.3582 | 40 | 84 | **A0229.1** |
| | 9.20 | 0.3622 | 40 | 84 | **A0229.2** |
| | 9.30 | 0.3661 | 40 | 84 | **A0229.3** |
| | 9.40 | 0.3700 | 40 | 84 | **A0229.4** |
| | 9.50 | 0.3740 | 40 | 84 | **A0229.5** |
| **3/8** | 9.53 | 0.3751 | 48 | 81 | **A0223/8** |
| | 9.60 | 0.3779 | 43 | 89 | **A0229.6** |
| | 9.70 | 0.3818 | 43 | 89 | **A0229.7** |
| | 9.80 | 0.3858 | 43 | 89 | **A0229.8** |
| | 9.90 | 0.3897 | 43 | 89 | **A0229.9** |
| | 10.00 | 0.3937 | 43 | 89 | **A02210.0** |

| $d_1$ Ø$h_8$ Inch | $d_1$ Ø$h_8$ mm | $d_1$ decimal Inch | $l_2$ mm | $l_1$ mm | e-Code |
|---|---|---|---|---|---|
| | 10.10 | 0.3976 | 43 | 89 | **A02210.1** |
| | 10.20 | 0.4015 | 43 | 89 | **A02210.2** |
| | 10.30 | 0.4055 | 43 | 89 | **A02210.3** |
| **13/32** | 10.32 | 0.4062 | 51 | 86 | **A02213/32** |
| | 10.40 | 0.4094 | 43 | 89 | **A02210.4** |
| | 10.50 | 0.4133 | 43 | 89 | **A02210.5** |
| | 10.60 | 0.4173 | 43 | 89 | **A02210.6** |
| | 10.70 | 0.4212 | 47 | 95 | **A02210.7** |
| | 10.80 | 0.4251 | 47 | 95 | **A02210.8** |
| | 10.90 | 0.4291 | 47 | 95 | **A02210.9** |
| | 11.00 | 0.4330 | 47 | 95 | **A02211.0** |
| | 11.10 | 0.4370 | 47 | 95 | **A02211.1** |
| **7/16** | 11.11 | 0.4374 | 54 | 89 | **A0227/16** |
| | 11.20 | 0.4409 | 47 | 95 | **A02211.2** |
| | 11.30 | 0.4448 | 47 | 95 | **A02211.3** |
| | 11.50 | 0.4527 | 47 | 95 | **A02211.5** |
| | 11.60 | 0.4566 | 47 | 95 | **A02211.6** |
| | 11.70 | 0.4606 | 47 | 95 | **A02211.7** |
| | 11.80 | 0.4645 | 47 | 95 | **A02211.8** |
| | 11.90 | 0.4685 | 51 | 102 | **A02211.9** |
| | 12.00 | 0.4724 | 51 | 102 | **A02212.0** |
| | 12.10 | 0.4763 | 51 | 102 | **A02212.1** |
| | 12.20 | 0.4803 | 51 | 102 | **A02212.2** |
| | 12.50 | 0.4921 | 51 | 102 | **A02212.5** |
| **1/2** | 12.70 | 0.5000 | 60 | 98 | **A0221/2** |
| | 13.00 | 0.5118 | 51 | 102 | **A02213.0** |
| | 13.50 | 0.5314 | 54 | 107 | **A02213.5** |
| | 14.00 | 0.5511 | 54 | 107 | **A02214.0** |
| **9/16** | 14.29 | 0.5625 | 67 | 105 | **A0229/16** |
| | 14.50 | 0.5708 | 56 | 111 | **A02214.5** |
| | 15.00 | 0.5905 | 56 | 111 | **A02215.0** |
| | 15.50 | 0.6102 | 58 | 115 | **A02215.5** |
| **5/8** | 15.88 | 0.6251 | 73 | 111 | **A0225/8** |
| | 16.00 | 0.6299 | 58 | 115 | **A02216.0** |

# A520

DORMER

- ADX Stub Drill
- ADX Spiralbohrer, kurz
- ADX spiraalboren, extra kort
- Foret extra-court ADX
- Broca ADX , serie extra corta
- Broca ADX Extra Curta

ADX

## A520

■ 1.1 1.2 1.3 1.4 1.5 2.1 2.2 2.3 3.1 3.2 3.3 3.4 4.1 4.2 6.2 6.3 7.2 7.3 7.4 8.2 8.3

● 1.6 4.3 5.1 5.2 5.3 6.1 6.4 7.1 8.1

| $d_1$ Ø$h_8$ Inch | $d_1$ Ø$h_8$ mm | $d_1$ decimal Inch | $l_2$ mm | $l_1$ mm | e-Code |
|---|---|---|---|---|---|
| | 3.00 | 0.1181 | 16 | 46 | **A5203.0** |
| | 3.10 | 0.1220 | 18 | 49 | **A5203.1** |
| **1/8** | 3.18 | 0.1250 | 18 | 49 | **A5201/8** |
| | 3.20 | 0.1259 | 18 | 49 | **A5203.2** |
| | 3.30 | 0.1299 | 18 | 49 | **A5203.3** |
| | 3.40 | 0.1338 | 20 | 52 | **A5203.4** |
| | 3.50 | 0.1377 | 20 | 52 | **A5203.5** |
| **9/64** | 3.57 | 0.1405 | 20 | 52 | **A5209/64** |
| | 3.60 | 0.1417 | 20 | 52 | **A5203.6** |
| | 3.70 | 0.1456 | 20 | 52 | **A5203.7** |
| | 3.80 | 0.1496 | 22 | 55 | **A5203.8** |
| | 3.90 | 0.1535 | 22 | 55 | **A5203.9** |
| **5/32** | 3.97 | 0.1562 | 22 | 55 | **A5205/32** |
| | 4.00 | 0.1574 | 22 | 55 | **A5204.0** |
| | 4.10 | 0.1614 | 22 | 55 | **A5204.1** |
| | 4.20 | 0.1653 | 22 | 55 | **A5204.2** |
| | 4.30 | 0.1692 | 24 | 58 | **A5204.3** |
| **11/64** | 4.37 | 0.1720 | 24 | 58 | **A52011/64** |
| | 4.40 | 0.1732 | 24 | 58 | **A5204.4** |
| | 4.50 | 0.1771 | 24 | 58 | **A5204.5** |
| | 4.60 | 0.1811 | 24 | 58 | **A5204.6** |
| | 4.70 | 0.1850 | 24 | 58 | **A5204.7** |
| **3/16** | 4.76 | 0.1874 | 26 | 62 | **A5203/16** |
| | 4.80 | 0.1889 | 26 | 62 | **A5204.8** |
| | 4.90 | 0.1929 | 26 | 62 | **A5204.9** |
| | 5.00 | 0.1968 | 26 | 62 | **A5205.0** |
| | 5.10 | 0.2007 | 26 | 62 | **A5205.1** |
| **13/64** | 5.16 | 0.2031 | 26 | 62 | **A52013/64** |
| | 5.20 | 0.2047 | 26 | 62 | **A5205.2** |
| | 5.30 | 0.2086 | 26 | 62 | **A5205.3** |
| | 5.40 | 0.2125 | 28 | 66 | **A5205.4** |
| | 5.50 | 0.2165 | 28 | 66 | **A5205.5** |
| **7/32** | 5.56 | 0.2188 | 28 | 66 | **A5207/32** |
| | 5.60 | 0.2204 | 28 | 66 | **A5205.6** |
| | 5.70 | 0.2244 | 28 | 66 | **A5205.7** |
| | 5.80 | 0.2283 | 28 | 66 | **A5205.8** |
| | 5.90 | 0.2322 | 28 | 66 | **A5205.9** |
| **15/64** | 5.95 | 0.2342 | 28 | 66 | **A52015/64** |
| | 6.00 | 0.2362 | 28 | 66 | **A5206.0** |
| | 6.10 | 0.2401 | 31 | 70 | **A5206.1** |
| | 6.20 | 0.2440 | 31 | 70 | **A5206.2** |
| | 6.30 | 0.2480 | 31 | 70 | **A5206.3** |
| **1/4** | 6.35 | 0.2500 | 31 | 70 | **A5201/4** |
| | 6.40 | 0.2519 | 31 | 70 | **A5206.4** |

| $d_1$ Ø$h_8$ Inch | $d_1$ Ø$h_8$ mm | $d_1$ decimal Inch | $l_2$ mm | $l_1$ mm | e-Code |
|---|---|---|---|---|---|
| | 6.50 | 0.2559 | 31 | 70 | **A5206.5** |
| | 6.60 | 0.2598 | 31 | 70 | **A5206.6** |
| | 6.70 | 0.2637 | 31 | 70 | **A5206.7** |
| **17/64** | 6.75 | 0.2657 | 34 | 74 | **A52017/64** |
| | 6.80 | 0.2677 | 34 | 74 | **A5206.8** |
| | 6.90 | 0.2716 | 34 | 74 | **A5206.9** |
| | 7.00 | 0.2755 | 34 | 74 | **A5207.0** |
| | 7.10 | 0.2795 | 34 | 74 | **A5207.1** |
| **9/32** | 7.14 | 0.2811 | 34 | 74 | **A5209/32** |
| | 7.20 | 0.2834 | 34 | 74 | **A5207.2** |
| | 7.30 | 0.2874 | 34 | 74 | **A5207.3** |
| | 7.40 | 0.2913 | 34 | 74 | **A5207.4** |
| | 7.50 | 0.2952 | 34 | 74 | **A5207.5** |
| **19/64** | 7.54 | 0.2968 | 37 | 79 | **A52019/64** |
| | 7.60 | 0.2992 | 37 | 79 | **A5207.6** |
| | 7.70 | 0.3031 | 37 | 79 | **A5207.7** |
| | 7.80 | 0.3070 | 37 | 79 | **A5207.8** |
| | 7.90 | 0.3110 | 37 | 79 | **A5207.9** |
| **5/16** | 7.94 | 0.3125 | 37 | 79 | **A5205/16** |
| | 8.00 | 0.3149 | 37 | 79 | **A5208.0** |
| | 8.10 | 0.3188 | 37 | 79 | **A5208.1** |
| | 8.20 | 0.3228 | 37 | 79 | **A5208.2** |
| | 8.30 | 0.3267 | 37 | 79 | **A5208.3** |
| **21/64** | 8.33 | 0.3279 | 37 | 79 | **A52021/64** |
| | 8.40 | 0.3307 | 37 | 79 | **A5208.4** |
| | 8.50 | 0.3346 | 37 | 79 | **A5208.5** |
| | 8.60 | 0.3385 | 40 | 84 | **A5208.6** |
| | 8.70 | 0.3425 | 40 | 84 | **A5208.7** |
| **11/32** | 8.73 | 0.3437 | 40 | 84 | **A52011/32** |
| | 8.80 | 0.3464 | 40 | 84 | **A5208.8** |
| | 8.90 | 0.3503 | 40 | 84 | **A5208.9** |
| | 9.00 | 0.3543 | 40 | 84 | **A5209.0** |
| | 9.10 | 0.3582 | 40 | 84 | **A5209.1** |
| **23/64** | 9.13 | 0.3594 | 40 | 84 | **A52023/64** |
| | 9.20 | 0.3622 | 40 | 84 | **A5209.2** |
| | 9.30 | 0.3661 | 40 | 84 | **A5209.3** |
| | 9.40 | 0.3700 | 40 | 84 | **A5209.4** |
| | 9.50 | 0.3740 | 40 | 84 | **A5209.5** |
| **3/8** | 9.53 | 0.3750 | 43 | 89 | **A5203/8** |
| | 9.60 | 0.3779 | 43 | 89 | **A5209.6** |
| | 9.70 | 0.3818 | 43 | 89 | **A5209.7** |
| | 9.80 | 0.3858 | 43 | 89 | **A5209.8** |
| | 9.90 | 0.3897 | 43 | 89 | **A5209.9** |
| **25/64** | 9.92 | 0.3905 | 43 | 89 | **A52025/64** |

# A520

| $d_1$ Ø$h_8$ Inch | $d_1$ Ø$h_8$ mm | $d_1$ decimal Inch | $l_2$ mm | $l_1$ mm | e-Code |
|---|---|---|---|---|---|
| | 10.00 | 0.3937 | 43 | 89 | **A52010.0** |
| | 10.10 | 0.3976 | 43 | 89 | **A52010.1** |
| | 10.20 | 0.4015 | 43 | 89 | **A52010.2** |
| | 10.30 | 0.4055 | 43 | 89 | **A52010.3** |
| **13/32** | 10.32 | 0.4062 | 43 | 89 | **A52013/32** |
| | 10.40 | 0.4094 | 43 | 89 | **A52010.4** |
| | 10.50 | 0.4133 | 43 | 89 | **A52010.5** |
| | 10.60 | 0.4173 | 43 | 89 | **A52010.6** |
| | 10.70 | 0.4212 | 47 | 95 | **A52010.7** |
| **27/64** | 10.72 | 0.4220 | 47 | 95 | **A52027/64** |
| | 10.80 | 0.4251 | 47 | 95 | **A52010.8** |
| | 10.90 | 0.4291 | 47 | 95 | **A52010.9** |
| | 11.00 | 0.4330 | 47 | 95 | **A52011.0** |
| | 11.10 | 0.4370 | 47 | 95 | **A52011.1** |
| **7/16** | 11.11 | 0.4374 | 47 | 95 | **A5207/16** |
| | 11.20 | 0.4409 | 47 | 95 | **A52011.2** |
| | 11.30 | 0.4448 | 47 | 95 | **A52011.3** |
| | 11.40 | 0.4488 | 47 | 95 | **A52011.4** |
| | 11.50 | 0.4527 | 47 | 95 | **A52011.5** |
| **29/64** | 11.51 | 0.4531 | 47 | 95 | **A52029/64** |

| $d_1$ Ø$h_8$ Inch | $d_1$ Ø$h_8$ mm | $d_1$ decimal Inch | $l_2$ mm | $l_1$ mm | e-Code |
|---|---|---|---|---|---|
| | 11.60 | 0.4566 | 47 | 95 | **A52011.6** |
| | 11.70 | 0.4606 | 47 | 95 | **A52011.7** |
| | 11.80 | 0.4645 | 47 | 95 | **A52011.8** |
| | 11.90 | 0.4685 | 51 | 102 | **A52011.9** |
| **15/32** | 11.91 | 0.4688 | 51 | 102 | **A52015/32** |
| | 12.00 | 0.4724 | 51 | 102 | **A52012.0** |
| | 12.10 | 0.4763 | 51 | 102 | **A52012.1** |
| | 12.20 | 0.4803 | 51 | 102 | **A52012.2** |
| | 12.30 | 0.4842 | 51 | 102 | **A52012.3** |
| **31/64** | 12.30 | 0.4842 | 51 | 102 | **A52031/64** |
| | 12.40 | 0.4881 | 51 | 102 | **A52012.4** |
| | 12.50 | 0.4921 | 51 | 102 | **A52012.5** |
| | 12.60 | 0.4960 | 51 | 102 | **A52012.6** |
| | 12.70 | 0.5000 | 51 | 102 | **A52012.7** |
| **1/2** | 12.70 | 0.5000 | 51 | 102 | **A5201/2** |
| | 12.80 | 0.5039 | 51 | 102 | **A52012.8** |
| | 12.90 | 0.5078 | 51 | 102 | **A52012.9** |
| | 13.00 | 0.5118 | 51 | 102 | **A52013.0** |

# A720

- Micro Drill
- Kleinstbohrer
- Microboor
- Micro foret
- Micro Broca
- Micro Brocas

## A720




■ 1.1 1.2 1.3 1.4 3.1 3.2

● 1.5 1.6 2.1 2.2 2.3 3.3 3.4 4.1 4.2 4.3 5.1 5.2 5.3 6.1 6.2 6.3 6.4 7.1 7.2 7.3 7.4 8.1 8.2

| $d_1$ Ø mm | $d_1$ decimal Inch | $l_2$ mm | $l_1$ mm | $d_2$ Ø$h_8$ mm | e-Code |
|---|---|---|---|---|---|
| **0.15** | 0.0059 | 1.0 | 25 | 1 | **A720.15** |
| **0.16** | 0.0063 | 1.4 | 25 | 1 | **A720.16** |
| **0.17** | 0.0067 | 1.4 | 25 | 1 | **A720.17** |
| **0.18** | 0.0070 | 1.4 | 25 | 1 | **A720.18** |
| **0.20** | 0.0078 | 1.8 | 25 | 1 | **A720.2** |
| **0.22** | 0.0086 | 1.8 | 25 | 1 | **A720.22** |
| **0.25** | 0.0098 | 2.2 | 25 | 1 | **A720.25** |
| **0.27** | 0.0106 | 2.2 | 25 | 1 | **A720.27** |
| **0.28** | 0.0110 | 2.2 | 25 | 1 | **A720.28** |
| **0.30** | 0.0118 | 2.2 | 25 | 1 | **A720.3** |
| **0.35** | 0.0137 | 2.8 | 25 | 1 | **A720.35** |
| **0.38** | 0.0149 | 2.8 | 25 | 1 | **A720.38** |
| **0.39** | 0.0154 | 3.6 | 25 | 1 | **A720.39** |
| **0.40** | 0.0157 | 3.6 | 25 | 1 | **A720.4** |
| **0.45** | 0.0177 | 3.6 | 25 | 1 | **A720.45** |
| **0.50** | 0.0196 | 4.0 | 25 | 1 | **A720.5** |

| $d_1$ Ø mm | $d_1$ decimal Inch | $l_2$ mm | $l_1$ mm | $d_2$ Ø$h_8$ mm | e-Code |
|---|---|---|---|---|---|
| **0.55** | 0.0217 | 4.5 | 25 | 1 | **A720.55** |
| **0.60** | 0.0236 | 4.5 | 25 | 1 | **A720.6** |
| **0.62** | 0.0244 | 5.0 | 25 | 1 | **A720.62** |
| **0.65** | 0.0256 | 5.0 | 25 | 1 | **A720.65** |
| **0.70** | 0.0276 | 5.6 | 25 | 1 | **A720.7** |
| **0.75** | 0.0295 | 5.6 | 25 | 1 | **A720.75** |
| **0.80** | 0.0315 | 6.3 | 25 | 1.5 | **A720.8** |
| **0.85** | 0.0335 | 6.3 | 25 | 1.5 | **A720.85** |
| **0.90** | 0.0354 | 7.1 | 25 | 1.5 | **A720.9** |
| **0.95** | 0.0374 | 7.1 | 25 | 1.5 | **A720.95** |
| **1.00** | 0.0394 | 8.0 | 25 | 1.5 | **A7201.0** |
| **1.05** | 0.0413 | 8.0 | 25 | 1.5 | **A7201.05** |
| **1.10** | 0.0433 | 9.0 | 25 | 1.5 | **A7201.1** |
| **1.20** | 0.0472 | 10.0 | 25 | 1.5 | **A7201.2** |
| **1.30** | 0.0512 | 10.0 | 25 | 1.5 | **A7201.3** |
| **1.40** | 0.0551 | 11.2 | 25 | 1.5 | **A7201.4** |

# A117

- Stub Drill
- Spiralbohrer, kurz
- Extra korte boor
- Foret extra-court
- Broca extra corta
- Broca Extra Curta

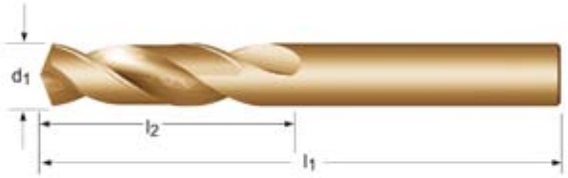


## A117

118º point up to 1,5mm / Kegelmantelanschliff 118° bis 1,5mmØ / 118º punt tot 1,5mm / Pointe à 118° jusqu'au Ø 1,5 mm / punta de 118º hasta 1,5mm / Ângulo da Ponta 118º até 1.5mm




■ 1.5 1.6 2.1 2.2 2.3 3.4 4.1 4.2 4.3 5.1 5.2 5.3 9.1

● 1.1 1.2 1.3 1.4 3.1 3.2 3.3 6.1 6.2 6.3 6.4 7.1 7.2 7.3 7.4 8.1 8.2 8.3

| $d_1$ Ø$h_8$ Inch | $d_1$ Ø$h_8$ mm | $d_1$ decimal Inch | $l_2$ mm | $l_1$ mm | e-Code |
|---|---|---|---|---|---|
| | 1.00 | 0.0393 | 6 | 26 | **A1171.0** |
| | 1.10 | 0.0433 | 7 | 28 | **A1171.1** |
| | 1.20 | 0.0472 | 8 | 30 | **A1171.2** |
| | 1.30 | 0.0511 | 8 | 30 | **A1171.3** |
| | 1.40 | 0.0551 | 9 | 32 | **A1171.4** |
| | 1.50 | 0.0590 | 9 | 32 | **A1171.5** |
| | 1.60 | 0.0629 | 10 | 34 | **A1171.6** |
| | 1.70 | 0.0669 | 10 | 34 | **A1171.7** |
| | 1.80 | 0.0708 | 11 | 36 | **A1171.8** |
| | 1.90 | 0.0748 | 11 | 36 | **A1171.9** |
| | 2.00 | 0.0787 | 12 | 38 | **A1172.0** |
| | 2.10 | 0.0826 | 12 | 38 | **A1172.1** |
| | 2.20 | 0.0866 | 13 | 40 | **A1172.2** |
| | 2.30 | 0.0905 | 13 | 40 | **A1172.3** |
| | 2.40 | 0.0944 | 14 | 43 | **A1172.4** |
| | 2.50 | 0.0984 | 14 | 43 | **A1172.5** |
| | 2.60 | 0.1023 | 14 | 43 | **A1172.6** |
| | 2.70 | 0.1062 | 16 | 46 | **A1172.7** |
| | 2.80 | 0.1102 | 16 | 46 | **A1172.8** |
| | 2.90 | 0.1141 | 16 | 46 | **A1172.9** |
| | 3.00 | 0.1181 | 16 | 46 | **A1173.0** |
| | 3.10 | 0.1220 | 18 | 49 | **A1173.1** |
| **1/8** | 3.18 | 0.1251 | 18 | 49 | **A1171/8** |
| | 3.20 | 0.1259 | 18 | 49 | **A1173.2** |
| | 3.30 | 0.1299 | 18 | 49 | **A1173.3** |
| | 3.40 | 0.1338 | 20 | 52 | **A1173.4** |
| | 3.50 | 0.1377 | 20 | 52 | **A1173.5** |
| | 3.60 | 0.1417 | 20 | 52 | **A1173.6** |
| | 3.70 | 0.1456 | 20 | 52 | **A1173.7** |
| | 3.80 | 0.1496 | 22 | 55 | **A1173.8** |
| | 3.90 | 0.1535 | 22 | 55 | **A1173.9** |
| **5/32** | 3.97 | 0.1562 | 22 | 55 | **A1175/32** |
| | 4.00 | 0.1574 | 22 | 55 | **A1174.0** |
| | 4.10 | 0.1614 | 22 | 55 | **A1174.1** |
| | 4.20 | 0.1653 | 22 | 55 | **A1174.2** |
| | 4.30 | 0.1692 | 24 | 58 | **A1174.3** |
| | 4.40 | 0.1732 | 24 | 58 | **A1174.4** |
| | 4.50 | 0.1771 | 24 | 58 | **A1174.5** |
| | 4.60 | 0.1811 | 24 | 58 | **A1174.6** |
| | 4.70 | 0.1850 | 24 | 58 | **A1174.7** |
| **3/16** | 4.76 | 0.1874 | 26 | 62 | **A1173/16** |
| | 4.80 | 0.1889 | 26 | 62 | **A1174.8** |
| | 4.90 | 0.1929 | 26 | 62 | **A1174.9** |
| | 5.00 | 0.1968 | 26 | 62 | **A1175.0** |

| $d_1$ Ø$h_8$ Inch | $d_1$ Ø$h_8$ mm | $d_1$ decimal Inch | $l_2$ mm | $l_1$ mm | e-Code |
|---|---|---|---|---|---|
| | 5.10 | 0.2007 | 26 | 62 | **A1175.1** |
| | 5.20 | 0.2047 | 26 | 62 | **A1175.2** |
| | 5.30 | 0.2086 | 26 | 62 | **A1175.3** |
| | 5.40 | 0.2125 | 28 | 66 | **A1175.4** |
| | 5.50 | 0.2165 | 28 | 66 | **A1175.5** |
| | 5.60 | 0.2204 | 28 | 66 | **A1175.6** |
| | 5.70 | 0.2244 | 28 | 66 | **A1175.7** |
| | 5.80 | 0.2283 | 28 | 66 | **A1175.8** |
| | 5.90 | 0.2322 | 28 | 66 | **A1175.9** |
| | 6.00 | 0.2362 | 28 | 66 | **A1176.0** |
| | 6.10 | 0.2401 | 31 | 70 | **A1176.1** |
| | 6.20 | 0.2440 | 31 | 70 | **A1176.2** |
| | 6.30 | 0.2480 | 31 | 70 | **A1176.3** |
| **1/4** | 6.35 | 0.2500 | 31 | 70 | **A1171/4** |
| | 6.40 | 0.2519 | 31 | 70 | **A1176.4** |
| | 6.50 | 0.2559 | 31 | 70 | **A1176.5** |
| | 6.60 | 0.2598 | 31 | 70 | **A1176.6** |
| | 6.70 | 0.2637 | 31 | 70 | **A1176.7** |
| | 6.80 | 0.2677 | 34 | 74 | **A1176.8** |
| | 6.90 | 0.2716 | 34 | 74 | **A1176.9** |
| | 7.00 | 0.2755 | 34 | 74 | **A1177.0** |
| | 7.10 | 0.2795 | 34 | 74 | **A1177.1** |
| | 7.20 | 0.2834 | 34 | 74 | **A1177.2** |
| | 7.30 | 0.2874 | 34 | 74 | **A1177.3** |
| | 7.40 | 0.2913 | 34 | 74 | **A1177.4** |
| | 7.50 | 0.2952 | 34 | 74 | **A1177.5** |
| | 7.60 | 0.2992 | 37 | 79 | **A1177.6** |
| | 7.70 | 0.3031 | 37 | 79 | **A1177.7** |
| | 7.80 | 0.3070 | 37 | 79 | **A1177.8** |
| | 7.90 | 0.3110 | 37 | 79 | **A1177.9** |
| **5/16** | 7.94 | 0.3125 | 37 | 79 | **A1175/16** |
| | 8.00 | 0.3149 | 37 | 79 | **A1178.0** |
| | 8.10 | 0.3188 | 37 | 79 | **A1178.1** |
| | 8.20 | 0.3228 | 37 | 79 | **A1178.2** |
| | 8.30 | 0.3267 | 37 | 79 | **A1178.3** |
| | 8.40 | 0.3307 | 37 | 79 | **A1178.4** |
| | 8.50 | 0.3346 | 37 | 79 | **A1178.5** |
| | 8.60 | 0.3385 | 40 | 84 | **A1178.6** |
| | 8.70 | 0.3425 | 40 | 84 | **A1178.7** |
| | 8.80 | 0.3464 | 40 | 84 | **A1178.8** |
| | 8.90 | 0.3503 | 40 | 84 | **A1178.9** |
| | 9.00 | 0.3543 | 40 | 84 | **A1179.0** |
| | 9.10 | 0.3582 | 40 | 84 | **A1179.1** |
| | 9.20 | 0.3622 | 40 | 84 | **A1179.2** |

# A117

| $d_1$ Øh8 Inch | $d_1$ Øh8 mm | $d_1$ decimal Inch | $l_2$ mm | $l_1$ mm | e-Code |
|---|---|---|---|---|---|
| | 9.30 | 0.3661 | 40 | 84 | **A1179.3** |
| | 9.40 | 0.3700 | 40 | 84 | **A1179.4** |
| | 9.50 | 0.3740 | 40 | 84 | **A1179.5** |
| **3/8** | 9.53 | 0.3751 | 43 | 89 | **A1173/8** |
| | 9.60 | 0.3779 | 43 | 89 | **A1179.6** |
| | 9.70 | 0.3818 | 43 | 89 | **A1179.7** |
| | 9.80 | 0.3858 | 43 | 89 | **A1179.8** |
| | 9.90 | 0.3897 | 43 | 89 | **A1179.9** |

| $d_1$ Øh8 Inch | $d_1$ Øh8 mm | $d_1$ decimal Inch | $l_2$ mm | $l_1$ mm | e-Code |
|---|---|---|---|---|---|
| | 10.00 | 0.3937 | 43 | 89 | **A11710.0** |
| | 10.20 | 0.4015 | 43 | 89 | **A11710.2** |
| | 10.50 | 0.4133 | 43 | 89 | **A11710.5** |
| | 11.00 | 0.4330 | 47 | 95 | **A11711.0** |
| | 11.50 | 0.4527 | 47 | 95 | **A11711.5** |
| | 12.00 | 0.4724 | 51 | 102 | **A11712.0** |
| **1/2** | 12.70 | 0.5000 | 51 | 102 | **A1171/2** |
| | 13.00 | 0.5118 | 51 | 102 | **A11713.0** |

# A927

- PFX Stub Drill
- PFX - Spiralbohrer, kurz
- Extra korte PFX boren
- Foret PFX extra-court
- Broca PFX Extra Corta
- Broca Extra Curta PFX

**PFX**

## A927

■ 1.3 1.4 1.5 1.6 2.2 4.1 4.2 4.3 5.1 5.2 5.3 7.2

● 1.1 1.2 2.1 2.3 3.1 3.2 3.3 3.4 6.1 6.2 6.3 6.4 7.1 7.3 7.4 8.1 8.2

| $d_1$ Ø$h_8$ Inch | $d_1$ Ø$h_8$ mm | $d_1$ decimal Inch | $l_2$ mm | $l_1$ mm | e-Code |
|---|---|---|---|---|---|
| | 1.00 | 0.0393 | 6 | 26 | **A9271.0** |
| | 1.10 | 0.0433 | 7 | 28 | **A9271.1** |
| | 1.20 | 0.0472 | 8 | 30 | **A9271.2** |
| | 1.30 | 0.0511 | 8 | 30 | **A9271.3** |
| | 1.40 | 0.0551 | 9 | 32 | **A9271.4** |
| | 1.50 | 0.0590 | 9 | 32 | **A9271.5** |
| **1/16** | 1.59 | 0.0625 | 10 | 34 | **A9271/16** |
| | 1.60 | 0.0629 | 10 | 34 | **A9271.6** |
| | 1.70 | 0.0669 | 10 | 34 | **A9271.7** |
| | 1.80 | 0.0708 | 11 | 36 | **A9271.8** |
| | 1.90 | 0.0748 | 11 | 36 | **A9271.9** |
| **5/64** | 1.98 | 0.0779 | 12 | 38 | **A9275/64** |
| | 2.00 | 0.0787 | 12 | 38 | **A9272.0** |
| | 2.10 | 0.0826 | 12 | 38 | **A9272.1** |
| | 2.20 | 0.0866 | 13 | 40 | **A9272.2** |
| | 2.30 | 0.0905 | 13 | 40 | **A9272.3** |
| **3/32** | 2.38 | 0.0937 | 14 | 43 | **A9273/32** |
| | 2.40 | 0.0944 | 14 | 43 | **A9272.4** |
| | 2.50 | 0.0984 | 14 | 43 | **A9272.5** |
| | 2.60 | 0.1023 | 14 | 43 | **A9272.6** |
| | 2.70 | 0.1062 | 16 | 46 | **A9272.7** |
| **7/64** | 2.78 | 0.1094 | 16 | 46 | **A9277/64** |
| | 2.80 | 0.1102 | 16 | 46 | **A9272.8** |
| | 2.90 | 0.1141 | 16 | 46 | **A9272.9** |
| | 3.00 | 0.1181 | 16 | 46 | **A9273.0** |
| | 3.10 | 0.1220 | 18 | 49 | **A9273.1** |
| **1/8** | 3.18 | 0.1251 | 18 | 49 | **A9271/8** |
| | 3.20 | 0.1259 | 18 | 49 | **A9273.2** |
| | 3.30 | 0.1299 | 18 | 49 | **A9273.3** |
| | 3.40 | 0.1338 | 20 | 52 | **A9273.4** |
| | 3.50 | 0.1377 | 20 | 52 | **A9273.5** |
| **9/64** | 3.57 | 0.1405 | 20 | 52 | **A9279/64** |
| | 3.60 | 0.1417 | 20 | 52 | **A9273.6** |
| | 3.70 | 0.1456 | 20 | 52 | **A9273.7** |
| | 3.80 | 0.1496 | 22 | 55 | **A9273.8** |
| | 3.90 | 0.1535 | 22 | 55 | **A9273.9** |
| **5/32** | 3.97 | 0.1562 | 22 | 55 | **A9275/32** |
| | 4.00 | 0.1574 | 22 | 55 | **A9274.0** |
| | 4.10 | 0.1614 | 22 | 55 | **A9274.1** |
| | 4.20 | 0.1653 | 22 | 55 | **A9274.2** |
| | 4.30 | 0.1692 | 24 | 58 | **A9274.3** |
| **11/64** | 4.37 | 0.1720 | 24 | 58 | **A92711/64** |
| | 4.40 | 0.1732 | 24 | 58 | **A9274.4** |
| | 4.50 | 0.1771 | 24 | 58 | **A9274.5** |

| $d_1$ Ø$h_8$ Inch | $d_1$ Ø$h_8$ mm | $d_1$ decimal Inch | $l_2$ mm | $l_1$ mm | e-Code |
|---|---|---|---|---|---|
| | 4.60 | 0.1811 | 24 | 58 | **A9274.6** |
| | 4.70 | 0.1850 | 24 | 58 | **A9274.7** |
| **3/16** | 4.76 | 0.1874 | 26 | 62 | **A9273/16** |
| | 4.80 | 0.1889 | 26 | 62 | **A9274.8** |
| | 4.90 | 0.1929 | 26 | 62 | **A9274.9** |
| | 5.00 | 0.1968 | 26 | 62 | **A9275.0** |
| | 5.10 | 0.2007 | 26 | 62 | **A9275.1** |
| **13/64** | 5.16 | 0.2031 | 26 | 62 | **A92713/64** |
| | 5.20 | 0.2047 | 26 | 62 | **A9275.2** |
| | 5.30 | 0.2086 | 26 | 62 | **A9275.3** |
| | 5.40 | 0.2125 | 28 | 66 | **A9275.4** |
| | 5.50 | 0.2165 | 28 | 66 | **A9275.5** |
| **7/32** | 5.56 | 0.2188 | 28 | 66 | **A9277/32** |
| | 5.60 | 0.2204 | 28 | 66 | **A9275.6** |
| | 5.70 | 0.2244 | 28 | 66 | **A9275.7** |
| | 5.80 | 0.2283 | 28 | 66 | **A9275.8** |
| | 5.90 | 0.2322 | 28 | 66 | **A9275.9** |
| **15/64** | 5.95 | 0.2342 | 28 | 66 | **A92715/64** |
| | 6.00 | 0.2362 | 28 | 66 | **A9276.0** |
| | 6.10 | 0.2401 | 31 | 70 | **A9276.1** |
| | 6.20 | 0.2440 | 31 | 70 | **A9276.2** |
| | 6.30 | 0.2480 | 31 | 70 | **A9276.3** |
| **1/4** | 6.35 | 0.2500 | 31 | 70 | **A9271/4** |
| | 6.40 | 0.2519 | 31 | 70 | **A9276.4** |
| | 6.50 | 0.2559 | 31 | 70 | **A9276.5** |
| | 6.60 | 0.2598 | 31 | 70 | **A9276.6** |
| | 6.70 | 0.2637 | 31 | 70 | **A9276.7** |
| **17/64** | 6.75 | 0.2657 | 34 | 74 | **A92717/64** |
| | 6.80 | 0.2677 | 34 | 74 | **A9276.8** |
| | 6.90 | 0.2716 | 34 | 74 | **A9276.9** |
| | 7.00 | 0.2755 | 34 | 74 | **A9277.0** |
| | 7.10 | 0.2795 | 34 | 74 | **A9277.1** |
| **9/32** | 7.14 | 0.2811 | 34 | 74 | **A9279/32** |
| | 7.20 | 0.2834 | 34 | 74 | **A9277.2** |
| | 7.30 | 0.2874 | 34 | 74 | **A9277.3** |
| | 7.40 | 0.2913 | 34 | 74 | **A9277.4** |
| | 7.50 | 0.2952 | 34 | 74 | **A9277.5** |
| **19/64** | 7.54 | 0.2968 | 37 | 79 | **A92719/64** |
| | 7.60 | 0.2992 | 37 | 79 | **A9277.6** |
| | 7.70 | 0.3031 | 37 | 79 | **A9277.7** |
| | 7.80 | 0.3070 | 37 | 79 | **A9277.8** |
| | 7.90 | 0.3110 | 37 | 79 | **A9277.9** |
| **5/16** | 7.94 | 0.3125 | 37 | 79 | **A9275/16** |
| | 8.00 | 0.3149 | 37 | 79 | **A9278.0** |

# A927

DORMER

| $d_1$ Øh8 Inch | $d_1$ Øh8 mm | $d_1$ decimal Inch | $l_2$ mm | $l_1$ mm | e-Code |
|---|---|---|---|---|---|
| | 8.10 | 0.3188 | 37 | 79 | **A9278.1** |
| | 8.20 | 0.3228 | 37 | 79 | **A9278.2** |
| | 8.30 | 0.3267 | 37 | 79 | **A9278.3** |
| **21/64** | 8.33 | 0.3279 | 37 | 79 | **A92721/64** |
| | 8.40 | 0.3307 | 37 | 79 | **A9278.4** |
| | 8.50 | 0.3346 | 37 | 79 | **A9278.5** |
| | 8.60 | 0.3385 | 40 | 84 | **A9278.6** |
| | 8.70 | 0.3425 | 40 | 84 | **A9278.7** |
| **11/32** | 8.73 | 0.3437 | 40 | 84 | **A92711/32** |
| | 8.80 | 0.3464 | 40 | 84 | **A9278.8** |
| | 8.90 | 0.3503 | 40 | 84 | **A9278.9** |
| | 9.00 | 0.3543 | 40 | 84 | **A9279.0** |
| | 9.10 | 0.3582 | 40 | 84 | **A9279.1** |
| **23/64** | 9.13 | 0.3594 | 40 | 84 | **A92723/64** |
| | 9.20 | 0.3622 | 40 | 84 | **A9279.2** |
| | 9.30 | 0.3661 | 40 | 84 | **A9279.3** |
| | 9.40 | 0.3700 | 40 | 84 | **A9279.4** |
| | 9.50 | 0.3740 | 40 | 84 | **A9279.5** |
| **3/8** | 9.53 | 0.3751 | 43 | 89 | **A9273/8** |
| | 9.60 | 0.3779 | 43 | 89 | **A9279.6** |
| | 9.70 | 0.3818 | 43 | 89 | **A9279.7** |
| | 9.80 | 0.3858 | 43 | 89 | **A9279.8** |
| | 9.90 | 0.3897 | 43 | 89 | **A9279.9** |
| **25/64** | 9.92 | 0.3905 | 43 | 89 | **A92725/64** |
| | 10.00 | 0.3937 | 43 | 89 | **A92710.0** |
| | 10.20 | 0.4015 | 43 | 89 | **A92710.2** |
| | 10.30 | 0.4055 | 43 | 89 | **A92710.3** |
| **13/32** | 10.32 | 0.4062 | 43 | 89 | **A92713/32** |
| | 10.40 | 0.4094 | 43 | 89 | **A92710.4** |
| | 10.50 | 0.4133 | 43 | 89 | **A92710.5** |

| $d_1$ Øh8 Inch | $d_1$ Øh8 mm | $d_1$ decimal Inch | $l_2$ mm | $l_1$ mm | e-Code |
|---|---|---|---|---|---|
| **27/64** | 10.72 | 0.4220 | 50 | 95 | **A92727/64** [1] |
| | 10.80 | 0.4251 | 50 | 95 | **A92710.8** [1] |
| | 11.00 | 0.4330 | 50 | 95 | **A92711.0** [1] |
| **7/16** | 11.11 | 0.4374 | 50 | 95 | **A9277/16** [1] |
| | 11.20 | 0.4409 | 50 | 95 | **A92711.2** [1] |
| | 11.50 | 0.4527 | 50 | 95 | **A92711.5** [1] |
| **29/64** | 11.51 | 0.4531 | 50 | 95 | **A92729/64** [1] |
| | 11.80 | 0.4645 | 50 | 95 | **A92711.8** [1] |
| **15/32** | 11.91 | 0.4688 | 57 | 102 | **A92715/32** [1] |
| | 12.00 | 0.4724 | 57 | 102 | **A92712.0** [1] |
| | 12.20 | 0.4803 | 57 | 102 | **A92712.2** [1] |
| **31/64** | 12.30 | 0.4842 | 57 | 102 | **A92731/64** [1] |
| | 12.50 | 0.4921 | 57 | 102 | **A92712.5** [1] |
| **1/2** | 12.70 | 0.5000 | 57 | 102 | **A9271/2** [1] |
| | 12.80 | 0.5039 | 57 | 102 | **A92712.8** [1] |
| | 13.00 | 0.5118 | 57 | 102 | **A92713.0** [1] |
| | 13.50 | 0.5314 | 62 | 107 | **A92713.5** [1] |
| | 14.00 | 0.5511 | 62 | 107 | **A92714.0** [1] |
| | 14.50 | 0.5708 | 62 | 107 | **A92714.5** [1] |
| | 15.00 | 0.5905 | 63 | 111 | **A92715.0** [1] |
| | 15.50 | 0.6102 | 63 | 111 | **A92715.5** [1] |
| | 16.00 | 0.6299 | 67 | 115 | **A92716.0** [1] |
| | 17.00 | 0.6692 | 71 | 119 | **A92717.0** [1] |
| | 17.50 | 0.6889 | 75 | 123 | **A92717.5** [1] |
| | 18.00 | 0.7086 | 75 | 123 | **A92718.0** [1] |
| | 19.00 | 0.7480 | 79 | 127 | **A92719.0** [1] |
| | 20.00 | 0.7874 | 81 | 131 | **A92720.0** [1] |

[1] Flute Lengths Longer than Standard / Nutlänge länger als Standard / Spiraalgroef langer dan standaard / Goujures plus longues que le standard / Longitudes de la Estria superiores a la standard / Navalha mais comprida que o Standard

# A597

- PFX Stub Drill
- PFX - Spiralbohrer, kurz
- Extra korte PFX boren
- Foret PFX extra-court
- Broca PFX Extra Corta
- Broca Extra Curta PFX

**PFX**

## A597

■ 1.3 1.4 1.5 1.6 2.2 3.1 3.2 3.3 3.4 7.4

● 1.1 1.2 2.1 2.3 4.1 4.2 4.3 5.1 5.2 5.3 6.3 6.4

| $d_1$ Ø$h_8$ mm | $d_1$ decimal Inch | $l_2$ mm | $l_1$ mm | e-Code |
|---|---|---|---|---|
| **2.50** | 0.0984 | 14 | 43 | **A5972.5** |
| **2.60** | 0.1023 | 14 | 43 | **A5972.6** |
| **3.00** | 0.1181 | 16 | 46 | **A5973.0** |
| **3.10** | 0.1220 | 18 | 49 | **A5973.1** |
| **3.20** | 0.1259 | 18 | 49 | **A5973.2** |
| **3.30** | 0.1299 | 18 | 49 | **A5973.3** |
| **3.40** | 0.1338 | 20 | 52 | **A5973.4** |
| **3.50** | 0.1377 | 20 | 52 | **A5973.5** |
| **3.60** | 0.1417 | 20 | 52 | **A5973.6** |
| **3.70** | 0.1456 | 20 | 52 | **A5973.7** |
| **3.80** | 0.1496 | 22 | 55 | **A5973.8** |
| **3.90** | 0.1535 | 22 | 55 | **A5973.9** |
| **4.00** | 0.1574 | 22 | 55 | **A5974.0** |
| **4.10** | 0.1614 | 22 | 55 | **A5974.1** |
| **4.20** | 0.1653 | 22 | 55 | **A5974.2** |
| **4.30** | 0.1692 | 24 | 58 | **A5974.3** |
| **4.40** | 0.1732 | 24 | 58 | **A5974.4** |
| **4.50** | 0.1771 | 24 | 58 | **A5974.5** |
| **4.60** | 0.1811 | 24 | 58 | **A5974.6** |
| **4.70** | 0.1850 | 24 | 58 | **A5974.7** |
| **4.80** | 0.1889 | 26 | 62 | **A5974.8** |
| **4.90** | 0.1929 | 26 | 62 | **A5974.9** |
| **5.00** | 0.1968 | 26 | 62 | **A5975.0** |
| **5.10** | 0.2007 | 26 | 62 | **A5975.1** |
| **5.20** | 0.2047 | 26 | 62 | **A5975.2** |
| **5.30** | 0.2086 | 26 | 62 | **A5975.3** |
| **5.40** | 0.2125 | 28 | 66 | **A5975.4** |
| **5.50** | 0.2165 | 28 | 66 | **A5975.5** |
| **5.60** | 0.2204 | 28 | 66 | **A5975.6** |
| **5.70** | 0.2244 | 28 | 66 | **A5975.7** |
| **5.80** | 0.2283 | 28 | 66 | **A5975.8** |
| **5.90** | 0.2322 | 28 | 66 | **A5975.9** |
| **6.00** | 0.2362 | 28 | 66 | **A5976.0** |
| **6.10** | 0.2401 | 31 | 70 | **A5976.1** |
| **6.20** | 0.2440 | 31 | 70 | **A5976.2** |
| **6.30** | 0.2480 | 31 | 70 | **A5976.3** |
| **6.40** | 0.2519 | 31 | 70 | **A5976.4** |
| **6.50** | 0.2559 | 31 | 70 | **A5976.5** |
| **6.60** | 0.2598 | 31 | 70 | **A5976.6** |
| **6.70** | 0.2637 | 31 | 70 | **A5976.7** |
| **6.80** | 0.2677 | 34 | 74 | **A5976.8** |
| **6.90** | 0.2716 | 34 | 74 | **A5976.9** |

| $d_1$ Ø$h_8$ mm | $d_1$ decimal Inch | $l_2$ mm | $l_1$ mm | e-Code |
|---|---|---|---|---|
| **7.00** | 0.2755 | 34 | 74 | **A5977.0** |
| **7.10** | 0.2795 | 34 | 74 | **A5977.1** |
| **7.20** | 0.2834 | 34 | 74 | **A5977.2** |
| **7.30** | 0.2874 | 34 | 74 | **A5977.3** |
| **7.40** | 0.2913 | 34 | 74 | **A5977.4** |
| **7.50** | 0.2952 | 34 | 74 | **A5977.5** |
| **7.60** | 0.2992 | 37 | 79 | **A5977.6** |
| **7.70** | 0.3031 | 37 | 79 | **A5977.7** |
| **7.80** | 0.3070 | 37 | 79 | **A5977.8** |
| **7.90** | 0.3110 | 37 | 79 | **A5977.9** |
| **8.00** | 0.3149 | 37 | 79 | **A5978.0** |
| **8.10** | 0.3188 | 37 | 79 | **A5978.1** |
| **8.20** | 0.3228 | 37 | 79 | **A5978.2** |
| **8.30** | 0.3267 | 37 | 79 | **A5978.3** |
| **8.40** | 0.3307 | 37 | 79 | **A5978.4** |
| **8.50** | 0.3346 | 37 | 79 | **A5978.5** |
| **8.60** | 0.3385 | 40 | 84 | **A5978.6** |
| **8.70** | 0.3425 | 40 | 84 | **A5978.7** |
| **8.80** | 0.3464 | 40 | 84 | **A5978.8** |
| **8.90** | 0.3503 | 40 | 84 | **A5978.9** |
| **9.00** | 0.3543 | 40 | 84 | **A5979.0** |
| **9.10** | 0.3582 | 40 | 84 | **A5979.1** |
| **9.20** | 0.3622 | 40 | 84 | **A5979.2** |
| **9.30** | 0.3661 | 40 | 84 | **A5979.3** |
| **9.40** | 0.3700 | 40 | 84 | **A5979.4** |
| **9.50** | 0.3740 | 40 | 84 | **A5979.5** |
| **9.60** | 0.3779 | 43 | 89 | **A5979.6** |
| **9.70** | 0.3818 | 43 | 89 | **A5979.7** |
| **9.80** | 0.3858 | 43 | 89 | **A5979.8** |
| **9.90** | 0.3897 | 43 | 89 | **A5979.9** |
| **10.00** | 0.3937 | 43 | 89 | **A59710.0** |
| **10.20** | 0.4015 | 43 | 89 | **A59710.2** |
| **10.30** | 0.4055 | 43 | 89 | **A59710.3** |
| **10.40** | 0.4094 | 43 | 89 | **A59710.4** |
| **10.50** | 0.4133 | 43 | 89 | **A59710.5** |
| **10.80** | 0.4251 | 47 | 95 | **A59710.8** |
| **11.00** | 0.4330 | 50 | 95 | **A59711.0** [1)] |
| **11.20** | 0.4409 | 50 | 95 | **A59711.2** [1)] |
| **11.50** | 0.4527 | 50 | 95 | **A59711.5** [1)] |
| **11.80** | 0.4645 | 50 | 95 | **A59711.8** [1)] |
| **12.00** | 0.4724 | 57 | 102 | **A59712.0** [1)] |
| **12.20** | 0.4803 | 57 | 102 | **A59712.2** [1)] |

[1)] Flute Lengths Longer than Standard / Nutlänge länger als Standard / Spiraalgroef langer dan standaard / Goujures plus longues que le standard / Longitudes de la Estria superiores a la standard / Navalha mais comprida que o Standard

# A597

| $d_1$ Ø$h_8$ mm | $d_1$ decimal Inch | $l_2$ mm | $l_1$ mm | e-Code |
|---|---|---|---|---|
| **12.20** | 0.4803 | 57 | 102 | **A59712.2** [1] |
| **12.50** | 0.4921 | 57 | 102 | **A59712.5** [1] |
| **12.80** | 0.5039 | 57 | 102 | **A59712.8** [1] |
| **13.00** | 0.5118 | 57 | 102 | **A59713.0** [1] |
| **13.50** | 0.5314 | 62 | 107 | **A59713.5** [1] |
| **14.00** | 0.5511 | 62 | 107 | **A59714.0** [1] |

| $d_1$ Ø$h_8$ mm | $d_1$ decimal Inch | $l_2$ mm | $l_1$ mm | e-Code |
|---|---|---|---|---|
| **14.50** | 0.5708 | 62 | 107 | **A59714.5** [1] |
| **15.00** | 0.5905 | 63 | 111 | **A59715.0** [1] |
| **15.50** | 0.6102 | 63 | 111 | **A59715.5** [1] |
| **16.00** | 0.6299 | 67 | 115 | **A59716.0** [1] |

[1] Flute Lengths Longer than Standard / Nutlänge länger als Standard / Spiraalgroef langer dan standaard / Goujures plus longues que le standard / Longitudes de la Estria superiores a la standard / Navalha mais comprida que o Standard

# A551

- ADX Drill
- Foret ADX
- ADX Spiralbohrer
- Broca ADX
- ADX spiraalboren
- Broca ADX

**ADX**

## A551

■ 1.1 1.2 1.3 1.4 1.5 1.6 2.1 3.1 3.2 3.3 3.4 4.1 6.2 6.3 7.2 7.3 7.4 8.1

● 2.2 2.3 4.2 4.3 5.1 5.2 5.3 6.1 6.4 7.1

| $d_1$ Øh8 Inch | $d_1$ Øh8 mm | $d_1$ decimal Inch | $l_2$ mm | $l_1$ mm | $l_3$ mm | $d_2$ Øh6 mm | e-Code |
|---|---|---|---|---|---|---|---|
| | 5.00 | 0.1968 | 33.5 | 75.5 | 36 | 6 | **A5515.0** |
| | 5.10 | 0.2007 | 33.5 | 75.5 | 36 | 6 | **A5515.1** |
| | 5.20 | 0.2047 | 33.5 | 75.5 | 36 | 6 | **A5515.2** |
| | 5.30 | 0.2086 | 33.5 | 75.5 | 36 | 6 | **A5515.3** |
| | 5.50 | 0.2165 | 33.5 | 75.5 | 36 | 6 | **A5515.5** |
| | 5.60 | 0.2204 | 33.5 | 75.5 | 36 | 6 | **A5515.6** |
| | 5.80 | 0.2283 | 33.5 | 75.5 | 36 | 6 | **A5515.8** |
| | 5.90 | 0.2322 | 33.5 | 75.5 | 36 | 6 | **A5515.9** |
| | 6.00 | 0.2362 | 33.5 | 75.5 | 36 | 6 | **A5516.0** |
| | 6.30 | 0.2480 | 38.5 | 85.5 | 36 | 8 | **A5516.3** |
| | 6.50 | 0.2559 | 38.5 | 85.5 | 36 | 8 | **A5516.5** |
| | 6.60 | 0.2598 | 38.5 | 85.5 | 36 | 8 | **A5516.6** |
| | 6.80 | 0.2677 | 38.5 | 85.5 | 36 | 8 | **A5516.8** |
| | 6.90 | 0.2716 | 38.5 | 85.5 | 36 | 8 | **A5516.9** |
| | 7.00 | 0.2755 | 38.5 | 85.5 | 36 | 8 | **A5517.0** |
| | 7.30 | 0.2874 | 43.5 | 85.5 | 36 | 8 | **A5517.3** |
| | 7.40 | 0.2913 | 43.5 | 85.5 | 36 | 8 | **A5517.4** |
| | 7.50 | 0.2952 | 43.5 | 85.5 | 36 | 8 | **A5517.5** |
| | 7.80 | 0.3070 | 43.5 | 85.5 | 36 | 8 | **A5517.8** |
| | 7.90 | 0.3110 | 43.5 | 85.5 | 36 | 8 | **A5517.9** |
| | 8.00 | 0.3149 | 43.5 | 85.5 | 36 | 8 | **A5518.0** |
| | 8.10 | 0.3188 | 49.0 | 100.5 | 40 | 10 | **A5518.1** |
| | 8.20 | 0.3228 | 49.0 | 100.5 | 40 | 10 | **A5518.2** |
| | 8.30 | 0.3267 | 49.0 | 100.5 | 40 | 10 | **A5518.3** |
| | 8.40 | 0.3307 | 49.0 | 100.5 | 40 | 10 | **A5518.4** |
| | 8.50 | 0.3346 | 49.0 | 100.5 | 40 | 10 | **A5518.5** |
| | 8.60 | 0.3385 | 49.0 | 100.5 | 40 | 10 | **A5518.6** |
| | 8.70 | 0.3425 | 49.0 | 100.5 | 40 | 10 | **A5518.7** |
| | 8.80 | 0.3464 | 49.0 | 100.5 | 40 | 10 | **A5518.8** |
| | 8.90 | 0.3503 | 49.0 | 100.5 | 40 | 10 | **A5518.9** |
| | 9.00 | 0.3543 | 49.0 | 100.5 | 40 | 10 | **A5519.0** |
| | 9.10 | 0.3582 | 54.5 | 100.5 | 40 | 10 | **A5519.1** |
| | 9.20 | 0.3622 | 54.5 | 100.5 | 40 | 10 | **A5519.2** |
| | 9.30 | 0.3661 | 54.5 | 100.5 | 40 | 10 | **A5519.3** |
| | 9.40 | 0.3700 | 54.5 | 100.5 | 40 | 10 | **A5519.4** |
| | 9.50 | 0.3740 | 54.5 | 100.5 | 40 | 10 | **A5519.5** |
| | 9.60 | 0.3779 | 54.5 | 100.5 | 40 | 10 | **A5519.6** |
| | 9.70 | 0.3818 | 54.5 | 100.5 | 40 | 10 | **A5519.7** |
| | 9.80 | 0.3858 | 54.5 | 100.5 | 40 | 10 | **A5519.8** |
| | 9.90 | 0.3897 | 54.5 | 100.5 | 40 | 10 | **A5519.9** |
| | 10.00 | 0.3937 | 54.5 | 100.5 | 40 | 10 | **A55110.0** |
| | 10.10 | 0.3976 | 59.5 | 115.5 | 45 | 12 | **A55110.1** |
| | 10.20 | 0.4015 | 59.5 | 115.5 | 45 | 12 | **A55110.2** |
| | 10.30 | 0.4055 | 59.5 | 115.5 | 45 | 12 | **A55110.3** |

| $d_1$ Øh8 Inch | $d_1$ Øh8 mm | $d_1$ decimal Inch | $l_2$ mm | $l_1$ mm | $l_3$ mm | $d_2$ Øh6 mm | e-Code |
|---|---|---|---|---|---|---|---|
| | 10.40 | 0.4094 | 59.5 | 115.5 | 45 | 12 | **A55110.4** |
| | 10.50 | 0.4133 | 59.5 | 115.5 | 45 | 12 | **A55110.5** |
| | 10.60 | 0.4173 | 59.5 | 115.5 | 45 | 12 | **A55110.6** |
| | 10.70 | 0.4212 | 59.5 | 115.5 | 45 | 12 | **A55110.7** |
| | 10.80 | 0.4251 | 59.5 | 115.5 | 45 | 12 | **A55110.8** |
| | 10.90 | 0.4291 | 59.5 | 115.5 | 45 | 12 | **A55110.9** |
| | 11.00 | 0.4330 | 59.5 | 115.5 | 45 | 12 | **A55111.0** |
| | 11.10 | 0.4370 | 64.5 | 115.5 | 45 | 12 | **A55111.1** |
| | 11.20 | 0.4409 | 64.5 | 115.5 | 45 | 12 | **A55111.2** |
| | 11.30 | 0.4448 | 64.5 | 115.5 | 45 | 12 | **A55111.3** |
| | 11.40 | 0.4488 | 64.5 | 115.5 | 45 | 12 | **A55111.4** |
| | 11.50 | 0.4527 | 64.5 | 115.5 | 45 | 12 | **A55111.5** |
| | 11.60 | 0.4566 | 64.5 | 115.5 | 45 | 12 | **A55111.6** |
| | 11.70 | 0.4606 | 64.5 | 115.5 | 45 | 12 | **A55111.7** |
| | 11.80 | 0.4645 | 64.5 | 115.5 | 45 | 12 | **A55111.8** |
| | 11.90 | 0.4685 | 64.5 | 115.5 | 45 | 12 | **A55111.9** |
| | 12.00 | 0.4724 | 64.5 | 115.5 | 45 | 12 | **A55112.0** |
| | 12.50 | 0.4921 | 70.0 | 127 | 45 | 14 | **A55112.5** |
| | 13.00 | 0.5118 | 70.0 | 127 | 45 | 14 | **A55113.0** |
| **33/64** | 13.10 | 0.5156 | 75.5 | 127 | 45 | 14 | **A55133/64** |
| | 13.10 | 0.5157 | 75.5 | 127 | 45 | 14 | **A55113.1** |
| | 13.25 | 0.5216 | 75.5 | 127 | 45 | 14 | **A55113.25** |
| **17/32** | 13.49 | 0.2500 | 75.5 | 127 | 45 | 14 | **A55117/32** |
| | 13.50 | 0.5314 | 75.5 | 127 | 45 | 14 | **A55113.5** |
| | 13.75 | 0.5413 | 75.5 | 127 | 45 | 14 | **A55113.75** |
| **35/64** | 13.90 | 0.5469 | 75.5 | 127 | 45 | 14 | **A55135/64** |
| | 14.00 | 0.5511 | 75.5 | 127 | 45 | 14 | **A55114.0** |
| | 14.25 | 0.5610 | 80.0 | 140 | 48 | 16 | **A55114.25** |
| **9/16** | 14.29 | 0.1000 | 80 | 140 | 48 | 16 | **A5519/16** |
| | 14.50 | 0.5708 | 80.0 | 140 | 48 | 16 | **A55114.5** |
| **37/64** | 14.68 | 0.5469 | 80 | 140 | 48 | 16 | **A55137/64** |
| | 14.75 | 0.5807 | 80.0 | 140 | 48 | 16 | **A55114.75** |
| | 15.00 | 0.5905 | 80.0 | 140 | 48 | 16 | **A55115.0** |
| **19/32** | 15.08 | 0.2656 | 85.5 | 140 | 48 | 16 | **A55119/32** |
| | 15.10 | 0.5944 | 85.5 | 140 | 48 | 16 | **A55115.1** |
| | 15.25 | 0.6003 | 85.5 | 140 | 48 | 16 | **A55115.25** |
| | 15.50 | 0.6102 | 85.5 | 140 | 48 | 16 | **A55115.5** |
| | 15.75 | 0.6200 | 85.5 | 140 | 48 | 16 | **A55115.75** |
| **5/8** | 15.88 | 0.9688 | 85.5 | 140 | 48 | 16 | **A5515/8** |
| | 16.00 | 0.6299 | 85.5 | 140 | 48 | 16 | **A55116.0** |
| | 16.25 | 0.6397 | 90.5 | 151 | 48 | 18 | **A55116.25** |
| | 16.50 | 0.6496 | 90.5 | 151 | 48 | 18 | **A55116.5** |
| **21/32** | 16.67 | 0.2968 | 90.5 | 151 | 48 | 18 | **A55121/32** |
| | 16.75 | 0.6594 | 90.5 | 151 | 48 | 18 | **A55116.75** |

# A551

| $d_1$ Øh$_8$ Inch | $d_1$ Øh$_8$ mm | $d_1$ decimal Inch | $l_2$ mm | $l_1$ mm | $l_3$ mm | $d_2$ Øh$_6$ mm | e-Code |
|---|---|---|---|---|---|---|---|
| | 17.00 | 0.6692 | 90.5 | 151 | 48 | 18 | **A55117.0** |
| | 17.25 | 0.6791 | 96.5 | 151 | 48 | 18 | **A55117.25** |
| **11/16** | 17.46 | 0.2500 | 96.5 | 151 | 48 | 18 | **A55111/16** |
| | 17.50 | 0.6889 | 96.5 | 151 | 48 | 18 | **A55117.5** |
| | 17.75 | 0.6988 | 96.5 | 151 | 48 | 18 | **A55117.75** |
| | 18.00 | 0.7086 | 96.5 | 151 | 48 | 18 | **A55118.0** |
| | 18.25 | 0.7185 | 101.0 | 163 | 50 | 20 | **A55118.25** |
| | 18.50 | 0.7283 | 101.0 | 163 | 50 | 20 | **A55118.5** |

| $d_1$ Øh$_8$ Inch | $d_1$ Øh$_8$ mm | $d_1$ decimal Inch | $l_2$ mm | $l_1$ mm | $l_3$ mm | $d_2$ Øh$_6$ mm | e-Code |
|---|---|---|---|---|---|---|---|
| | 18.75 | 0.7381 | 101.0 | 163 | 50 | 20 | **A55118.75** |
| | 19.00 | 0.7480 | 101.0 | 163 | 50 | 20 | **A55119.0** |
| **3/4** | 19.05 | 0.7500 | 106.5 | 163 | 50 | 20 | **A5513/4** |
| | 19.25 | 0.7578 | 106.5 | 163 | 50 | 20 | **A55119.25** |
| | 19.50 | 0.7677 | 106.5 | 163 | 50 | 20 | **A55119.5** |
| | 19.75 | 0.7775 | 106.5 | 163 | 50 | 20 | **A55119.75** |
| | 20.00 | 0.7874 | 106.5 | 163 | 50 | 20 | **A55120.0** |

# A552

- ADX Drill
- ADX Spiralbohrer
- ADX spiraalboren
- Foret ADX
- Broca ADX
- Broca ADX

**ADX**

## A552

■ 1.1 1.2 1.3 1.4 1.5 1.6 2.1 3.1 3.2 3.3 3.4 4.1 6.2 6.3 7.2 7.3 7.4 8.1

● 2.2 2.3 4.2 4.3 5.1 5.2 5.3 6.1 6.4 7.1

| $d_1$ $Øh_8$ mm | $d_1$ decimal Inch | $l_2$ mm | $l_1$ mm | $l_3$ mm | $d_2$ $Øh_6$ mm | e-Code |
|---|---|---|---|---|---|---|
| **5.00** | 0.1968 | 33.5 | 75.5 | 36 | 6 | **A5525.0** |
| **5.10** | 0.2007 | 33.5 | 75.5 | 36 | 6 | **A5525.1** |
| **5.20** | 0.2047 | 33.5 | 75.5 | 36 | 6 | **A5525.2** |
| **5.30** | 0.2086 | 33.5 | 75.5 | 36 | 6 | **A5525.3** |
| **5.50** | 0.2165 | 33.5 | 75.5 | 36 | 6 | **A5525.5** |
| **5.60** | 0.2204 | 33.5 | 75.5 | 36 | 6 | **A5525.6** |
| **5.80** | 0.2283 | 33.5 | 75.5 | 36 | 6 | **A5525.8** |
| **5.90** | 0.2322 | 33.5 | 75.5 | 36 | 6 | **A5525.9** |
| **6.00** | 0.2362 | 33.5 | 75.5 | 36 | 6 | **A5526.0** |
| **6.30** | 0.2480 | 38.5 | 85.5 | 36 | 8 | **A5526.3** |
| **6.50** | 0.2559 | 38.5 | 85.5 | 36 | 8 | **A5526.5** |
| **6.60** | 0.2598 | 38.5 | 85.5 | 36 | 8 | **A5526.6** |
| **6.80** | 0.2677 | 38.5 | 85.5 | 36 | 8 | **A5526.8** |
| **6.90** | 0.2716 | 38.5 | 85.5 | 36 | 8 | **A5526.9** |
| **7.00** | 0.2755 | 38.5 | 85.5 | 36 | 8 | **A5527.0** |
| **7.30** | 0.2874 | 43.5 | 85.5 | 36 | 8 | **A5527.3** |
| **7.40** | 0.2913 | 43.5 | 85.5 | 36 | 8 | **A5527.4** |
| **7.50** | 0.2952 | 43.5 | 85.5 | 36 | 8 | **A5527.5** |
| **7.80** | 0.3070 | 43.5 | 85.5 | 36 | 8 | **A5527.8** |
| **7.90** | 0.3110 | 43.5 | 85.5 | 36 | 8 | **A5527.9** |
| **8.00** | 0.3149 | 43.5 | 85.5 | 36 | 8 | **A5528.0** |
| **8.10** | 0.3188 | 49.0 | 100.5 | 40 | 10 | **A5528.1** |
| **8.20** | 0.3228 | 49.0 | 100.5 | 40 | 10 | **A5528.2** |
| **8.30** | 0.3267 | 49.0 | 100.5 | 40 | 10 | **A5528.3** |
| **8.40** | 0.3307 | 49.0 | 100.5 | 40 | 10 | **A5528.4** |
| **8.50** | 0.3346 | 49.0 | 100.5 | 40 | 10 | **A5528.5** |
| **8.60** | 0.3385 | 49.0 | 100.5 | 40 | 10 | **A5528.6** |
| **8.70** | 0.3425 | 49.0 | 100.5 | 40 | 10 | **A5528.7** |
| **8.80** | 0.3464 | 49.0 | 100.5 | 40 | 10 | **A5528.8** |
| **8.90** | 0.3503 | 49.0 | 100.5 | 40 | 10 | **A5528.9** |
| **9.00** | 0.3543 | 49.0 | 100.5 | 40 | 10 | **A5529.0** |
| **9.10** | 0.3582 | 54.5 | 100.5 | 40 | 10 | **A5529.1** |
| **9.20** | 0.3622 | 54.5 | 100.5 | 40 | 10 | **A5529.2** |
| **9.30** | 0.3661 | 54.5 | 100.5 | 40 | 10 | **A5529.3** |
| **9.40** | 0.3700 | 54.5 | 100.5 | 40 | 10 | **A5529.4** |
| **9.50** | 0.3740 | 54.5 | 100.5 | 40 | 10 | **A5529.5** |
| **9.60** | 0.3779 | 54.5 | 100.5 | 40 | 10 | **A5529.6** |
| **9.70** | 0.3818 | 54.5 | 100.5 | 40 | 10 | **A5529.7** |
| **9.80** | 0.3858 | 54.5 | 100.5 | 40 | 10 | **A5529.8** |
| **9.90** | 0.3897 | 54.5 | 100.5 | 40 | 10 | **A5529.9** |
| **10.00** | 0.3937 | 54.5 | 100.5 | 40 | 10 | **A55210.0** |
| **10.10** | 0.3976 | 59.5 | 115.5 | 45 | 12 | **A55210.1** |
| **10.20** | 0.4015 | 59.5 | 115.5 | 45 | 12 | **A55210.2** |
| **10.30** | 0.4055 | 59.5 | 115.5 | 45 | 12 | **A55210.3** |
| **10.40** | 0.4094 | 59.5 | 115.5 | 45 | 12 | **A55210.4** |
| **10.50** | 0.4133 | 59.5 | 115.5 | 45 | 12 | **A55210.5** |
| **10.60** | 0.4173 | 59.5 | 115.5 | 45 | 12 | **A55210.6** |
| **10.70** | 0.4212 | 59.5 | 115.5 | 45 | 12 | **A55210.7** |

| $d_1$ $Øh_8$ mm | $d_1$ decimal Inch | $l_2$ mm | $l_1$ mm | $l_3$ mm | $d_2$ $Øh_6$ mm | e-Code |
|---|---|---|---|---|---|---|
| **10.80** | 0.4251 | 59.5 | 115.5 | 45 | 12 | **A55210.8** |
| **10.90** | 0.4291 | 59.5 | 115.5 | 45 | 12 | **A55210.9** |
| **11.00** | 0.4330 | 59.5 | 115.5 | 45 | 12 | **A55211.0** |
| **11.10** | 0.4370 | 64.5 | 115.5 | 45 | 12 | **A55211.1** |
| **11.20** | 0.4409 | 64.5 | 115.5 | 45 | 12 | **A55211.2** |
| **11.30** | 0.4448 | 64.5 | 115.5 | 45 | 12 | **A55211.3** |
| **11.40** | 0.4488 | 64.5 | 115.5 | 45 | 12 | **A55211.4** |
| **11.50** | 0.4527 | 64.5 | 115.5 | 45 | 12 | **A55211.5** |
| **11.60** | 0.4566 | 64.5 | 115.5 | 45 | 12 | **A55211.6** |
| **11.70** | 0.4606 | 64.5 | 115.5 | 45 | 12 | **A55211.7** |
| **11.80** | 0.4645 | 64.5 | 115.5 | 45 | 12 | **A55211.8** |
| **11.90** | 0.4685 | 64.5 | 115.5 | 45 | 12 | **A55211.9** |
| **12.00** | 0.4724 | 64.5 | 115.5 | 45 | 12 | **A55212.0** |
| **12.50** | 0.4921 | 70.0 | 127 | 45 | 14 | **A55212.5** |
| **13.00** | 0.5118 | 70.0 | 127 | 45 | 14 | **A55213.0** |
| **13.10** | 0.5157 | 75.5 | 127 | 45 | 14 | **A55213.1** |
| **13.25** | 0.5216 | 75.5 | 127 | 45 | 14 | **A55213.25** |
| **13.50** | 0.5314 | 75.5 | 127 | 45 | 14 | **A55213.5** |
| **13.75** | 0.5413 | 75.5 | 127 | 45 | 14 | **A55213.75** |
| **14.00** | 0.5511 | 75.5 | 127 | 45 | 14 | **A55214.0** |
| **14.25** | 0.5610 | 80.0 | 140 | 48 | 16 | **A55214.25** |
| **14.50** | 0.5708 | 80.0 | 140 | 48 | 16 | **A55214.5** |
| **14.75** | 0.5807 | 80.0 | 140 | 48 | 16 | **A55214.75** |
| **15.00** | 0.5905 | 80.0 | 140 | 48 | 16 | **A55215.0** |
| **15.10** | 0.5944 | 85.5 | 140 | 48 | 16 | **A55215.1** |
| **15.25** | 0.6003 | 85.5 | 140 | 48 | 16 | **A55215.25** |
| **15.50** | 0.6102 | 85.5 | 140 | 48 | 16 | **A55215.5** |
| **15.75** | 0.6200 | 85.5 | 140 | 48 | 16 | **A55215.75** |
| **16.00** | 0.6299 | 85.5 | 140 | 48 | 16 | **A55216.0** |
| **16.25** | 0.6397 | 90.5 | 151 | 48 | 18 | **A55216.25** |
| **16.50** | 0.6496 | 90.5 | 151 | 48 | 18 | **A55216.5** |
| **16.75** | 0.6594 | 90.5 | 151 | 48 | 18 | **A55216.75** |
| **17.00** | 0.6692 | 90.5 | 151 | 48 | 18 | **A55217.0** |
| **17.25** | 0.6791 | 96.5 | 151 | 48 | 18 | **A55217.25** |
| **17.50** | 0.6889 | 96.5 | 151 | 48 | 18 | **A55217.5** |
| **17.75** | 0.6988 | 96.5 | 151 | 48 | 18 | **A55217.75** |
| **18.00** | 0.7086 | 96.5 | 151 | 48 | 18 | **A55218.0** |
| **18.25** | 0.7185 | 101.0 | 163 | 50 | 20 | **A55218.25** |
| **18.50** | 0.7283 | 101.0 | 163 | 50 | 20 | **A55218.5** |
| **18.75** | 0.7381 | 101.0 | 163 | 50 | 20 | **A55218.75** |
| **19.00** | 0.7480 | 101.0 | 163 | 50 | 20 | **A55219.0** |
| **19.25** | 0.7578 | 106.5 | 163 | 50 | 20 | **A55219.25** |
| **19.50** | 0.7677 | 106.5 | 163 | 50 | 20 | **A55219.5** |
| **19.75** | 0.7775 | 106.5 | 163 | 50 | 20 | **A55219.75** |
| **20.00** | 0.7874 | 106.5 | 163 | 50 | 20 | **A55220.0** |

# A160

- Jobber Drill
- Foret court
- Spiralbohrer
- Broca , serie corta
- Spiraalboren
- Broca Curta

## A160

■ 3.1 3.2 3.3 3.4

● 1.1 1.2 1.3 1.4 1.5 1.6 2.1 2.2 2.3 4.1 4.2 4.3 5.1 5.2 5.3 6.1 6.2 6.3 6.4 7.1 7.2 7.3 7.4 8.2 9.1

| $d_1$ Ø$h_8$ mm | $d_1$ decimal Inch | $l_2$ mm | $l_1$ mm | e-Code |
|---|---|---|---|---|
| **4.00** | 0.1574 | 43 | 75 | **A1604.0** |
| **4.50** | 0.1771 | 47 | 80 | **A1604.5** |
| **5.00** | 0.1968 | 52 | 86 | **A1605.0** |
| **5.50** | 0.2165 | 57 | 93 | **A1605.5** |
| **6.00** | 0.2362 | 57 | 93 | **A1606.0** |
| **6.50** | 0.2559 | 63 | 101 | **A1606.5** |
| **6.80** | 0.2677 | 69 | 109 | **A1606.8** |
| **7.00** | 0.2755 | 69 | 109 | **A1607.0** |
| **7.50** | 0.2952 | 69 | 109 | **A1607.5** |
| **8.00** | 0.3149 | 75 | 117 | **A1608.0** |
| **8.50** | 0.3346 | 75 | 117 | **A1608.5** |
| **9.00** | 0.3543 | 81 | 125 | **A1609.0** |

| $d_1$ Ø$h_8$ mm | $d_1$ decimal Inch | $l_2$ mm | $l_1$ mm | e-Code |
|---|---|---|---|---|
| **9.50** | 0.3740 | 81 | 125 | **A1609.5** |
| **10.00** | 0.3937 | 87 | 133 | **A16010.0** |
| **10.20** | 0.4015 | 87 | 133 | **A16010.2** |
| **10.50** | 0.4133 | 87 | 133 | **A16010.5** |
| **11.00** | 0.4330 | 94 | 142 | **A16011.0** |
| **11.50** | 0.4527 | 94 | 142 | **A16011.5** |
| **12.00** | 0.4724 | 101 | 151 | **A16012.0** |
| **13.00** | 0.5118 | 101 | 151 | **A16013.0** |
| **14.00** | 0.5511 | 108 | 160 | **A16014.0** |
| **15.00** | 0.5905 | 114 | 169 | **A16015.0** |
| **16.00** | 0.6299 | 120 | 178 | **A16016.0** |

# A102

- Jobber Drill
- Foret court
- Spiralbohrer
- Broca , serie corta
- Spiraalboren
- Broca Curta

## A102

■ 6.1 7.1 7.2 7.3 7.4 8.1

● 1.1 1.2 3.1 3.2 3.3 3.4 4.1 5.1 6.2 8.2 8.3

| $d_1$ Ø$h_8$ Inch | $d_1$ Ø$h_8$ mm | $d_1$ decimal Inch | $l_2$ mm | $l_1$ mm | e-Code |
|---|---|---|---|---|---|
| | 0.50 | 0.0196 | 6 | 22 | **A102.5** |
| | 0.60 | 0.0236 | 7 | 24 | **A102.6** |
| | 0.70 | 0.0275 | 9 | 28 | **A102.7** |
| | 0.80 | 0.0314 | 10 | 30 | **A102.8** |
| | 0.90 | 0.0354 | 11 | 32 | **A102.9** |
| | 1.00 | 0.0393 | 12 | 34 | **A1021.0** |
| | 1.10 | 0.0433 | 14 | 36 | **A1021.1** |
| | 1.20 | 0.0472 | 16 | 38 | **A1021.2** |
| | 1.25 | 0.0492 | 16 | 38 | **A1021.25** |
| | 1.30 | 0.0511 | 16 | 38 | **A1021.3** |
| | 1.40 | 0.0551 | 18 | 40 | **A1021.4** |
| | 1.50 | 0.059 | 18 | 40 | **A1021.5** |
| **1/16** | 1.59 | 0.0625 | 20 | 43 | **A1021/16** |
| | 1.60 | 0.0629 | 20 | 43 | **A1021.6** |
| | 1.70 | 0.0669 | 20 | 43 | **A1021.7** |
| | 1.75 | 0.0688 | 22 | 46 | **A1021.75** |
| | 1.80 | 0.0708 | 22 | 46 | **A1021.8** |
| | 1.90 | 0.0748 | 22 | 46 | **A1021.9** |
| | 2.00 | 0.0787 | 24 | 49 | **A1022.0** |
| | 2.10 | 0.0826 | 24 | 49 | **A1022.1** |
| | 2.20 | 0.0866 | 27 | 53 | **A1022.2** |
| | 2.25 | 0.0885 | 27 | 53 | **A1022.25** |
| | 2.30 | 0.0905 | 27 | 53 | **A1022.3** |
| **3/32** | 2.38 | 0.0937 | 30 | 57 | **A1023/32** |
| | 2.40 | 0.0944 | 30 | 57 | **A1022.4** |
| | 2.50 | 0.0984 | 30 | 57 | **A1022.5** |
| | 2.60 | 0.1023 | 30 | 57 | **A1022.6** |
| | 2.70 | 0.1062 | 33 | 61 | **A1022.7** |
| | 2.75 | 0.1082 | 33 | 61 | **A1022.75** |
| | 2.80 | 0.1102 | 33 | 61 | **A1022.8** |
| | 2.90 | 0.1141 | 33 | 61 | **A1022.9** |
| | 3.00 | 0.1181 | 33 | 61 | **A1023.0** |
| | 3.10 | 0.122 | 36 | 65 | **A1023.1** |
| **1/8** | 3.17 | 0.1248 | 36 | 65 | **A1021/8** |
| | 3.20 | 0.1259 | 36 | 65 | **A1023.2** |
| | 3.25 | 0.1279 | 36 | 65 | **A1023.25** |
| | 3.30 | 0.1299 | 36 | 65 | **A1023.3** |
| | 3.40 | 0.1338 | 39 | 70 | **A1023.4** |
| | 3.50 | 0.1377 | 39 | 70 | **A1023.5** |
| | 3.60 | 0.1417 | 39 | 70 | **A1023.6** |
| | 3.70 | 0.1456 | 39 | 70 | **A1023.7** |
| | 3.75 | 0.1476 | 39 | 70 | **A1023.75** |
| | 3.80 | 0.1496 | 43 | 75 | **A1023.8** |
| | 3.90 | 0.1535 | 43 | 75 | **A1023.9** |

| $d_1$ Ø$h_8$ Inch | $d_1$ Ø$h_8$ mm | $d_1$ decimal Inch | $l_2$ mm | $l_1$ mm | e-Code |
|---|---|---|---|---|---|
| **5/32** | 3.97 | 0.1562 | 43 | 75 | **A1025/32** |
| | 4.00 | 0.1574 | 43 | 75 | **A1024.0** |
| | 4.10 | 0.1614 | 43 | 75 | **A1024.1** |
| | 4.20 | 0.1653 | 43 | 75 | **A1024.2** |
| | 4.25 | 0.1673 | 43 | 75 | **A1024.25** |
| | 4.30 | 0.1692 | 47 | 80 | **A1024.3** |
| | 4.40 | 0.1732 | 47 | 80 | **A1024.4** |
| | 4.50 | 0.1771 | 47 | 80 | **A1024.5** |
| | 4.60 | 0.1811 | 47 | 80 | **A1024.6** |
| | 4.70 | 0.185 | 47 | 80 | **A1024.7** |
| | 4.75 | 0.187 | 47 | 80 | **A1024.75** |
| **3/16** | 4.76 | 0.1874 | 52 | 86 | **A1023/16** |
| | 4.80 | 0.1889 | 52 | 86 | **A1024.8** |
| | 4.90 | 0.1929 | 52 | 86 | **A1024.9** |
| | 5.00 | 0.1968 | 52 | 86 | **A1025.0** |
| | 5.10 | 0.2007 | 52 | 86 | **A1025.1** |
| | 5.20 | 0.2047 | 52 | 86 | **A1025.2** |
| | 5.25 | 0.2066 | 52 | 86 | **A1025.25** |
| | 5.30 | 0.2086 | 52 | 86 | **A1025.3** |
| | 5.40 | 0.2125 | 57 | 93 | **A1025.4** |
| | 5.50 | 0.2165 | 57 | 93 | **A1025.5** |
| **7/32** | 5.56 | 0.2188 | 57 | 93 | **A1027/32** |
| | 5.60 | 0.2204 | 57 | 93 | **A1025.6** |
| | 5.70 | 0.2244 | 57 | 93 | **A1025.7** |
| | 5.75 | 0.2263 | 57 | 93 | **A1025.75** |
| | 5.80 | 0.2283 | 57 | 93 | **A1025.8** |
| | 5.90 | 0.2322 | 57 | 93 | **A1025.9** |
| | 6.00 | 0.2362 | 57 | 93 | **A1026.0** |
| | 6.10 | 0.2401 | 63 | 101 | **A1026.1** |
| | 6.20 | 0.244 | 63 | 101 | **A1026.2** |
| | 6.25 | 0.246 | 63 | 101 | **A1026.25** |
| | 6.30 | 0.248 | 63 | 101 | **A1026.3** |
| **1/4** | 6.35 | 0.25 | 63 | 101 | **A1021/4** |
| | 6.40 | 0.2519 | 63 | 101 | **A1026.4** |
| | 6.50 | 0.2559 | 63 | 101 | **A1026.5** |
| | 6.60 | 0.2598 | 63 | 101 | **A1026.6** |
| | 6.70 | 0.2637 | 63 | 101 | **A1026.7** |
| | 6.75 | 0.2657 | 69 | 109 | **A1026.75** |
| | 6.80 | 0.2677 | 69 | 109 | **A1026.8** |
| | 6.90 | 0.2716 | 69 | 109 | **A1026.9** |
| | 7.00 | 0.2755 | 69 | 109 | **A1027.0** |
| | 7.10 | 0.2795 | 69 | 109 | **A1027.1** |
| **9/32** | 7.14 | 0.2811 | 69 | 109 | **A1029/32** |
| | 7.20 | 0.2834 | 69 | 109 | **A1027.2** |

# A102

| $d_1$ Øh8 Inch | $d_1$ Øh8 mm | $d_1$ decimal Inch | $l_2$ mm | $l_1$ mm | e-Code |
|---|---|---|---|---|---|
| | 7.30 | 0.2874 | 69 | 109 | **A1027.3** |
| | 7.40 | 0.2913 | 69 | 109 | **A1027.4** |
| | 7.50 | 0.2952 | 69 | 109 | **A1027.5** |
| | 7.60 | 0.2992 | 75 | 117 | **A1027.6** |
| | 7.70 | 0.3031 | 75 | 117 | **A1027.7** |
| | 7.80 | 0.307 | 75 | 117 | **A1027.8** |
| | 7.90 | 0.311 | 75 | 117 | **A1027.9** |
| **5/16** | 7.94 | 0.3125 | 75 | 117 | **A1025/16** |
| | 8.00 | 0.3149 | 75 | 117 | **A1028.0** |
| | 8.10 | 0.3188 | 75 | 117 | **A1028.1** |
| | 8.20 | 0.3228 | 75 | 117 | **A1028.2** |
| | 8.30 | 0.3267 | 75 | 117 | **A1028.3** |
| | 8.40 | 0.3307 | 75 | 117 | **A1028.4** |
| | 8.50 | 0.3346 | 75 | 117 | **A1028.5** |
| | 8.60 | 0.3385 | 81 | 125 | **A1028.6** |
| | 8.70 | 0.3425 | 81 | 125 | **A1028.7** |
| **11/32** | 8.73 | 0.3437 | 81 | 125 | **A10211/32** |
| | 8.80 | 0.3464 | 81 | 125 | **A1028.8** |
| | 8.90 | 0.3503 | 81 | 125 | **A1028.9** |
| | 9.00 | 0.3543 | 81 | 125 | **A1029.0** |
| | 9.10 | 0.3582 | 81 | 125 | **A1029.1** |
| | 9.20 | 0.3622 | 81 | 125 | **A1029.2** |
| | 9.30 | 0.3661 | 81 | 125 | **A1029.3** |
| | 9.40 | 0.37 | 81 | 125 | **A1029.4** |

| $d_1$ Øh8 Inch | $d_1$ Øh8 mm | $d_1$ decimal Inch | $l_2$ mm | $l_1$ mm | e-Code |
|---|---|---|---|---|---|
| | 9.50 | 0.374 | 81 | 125 | **A1029.5** |
| **3/8** | 9.52 | 0.3748 | 87 | 133 | **A1023/8** |
| | 9.60 | 0.3779 | 87 | 133 | **A1029.6** |
| | 9.70 | 0.3818 | 87 | 133 | **A1029.7** |
| | 9.80 | 0.3858 | 87 | 133 | **A1029.8** |
| | 9.90 | 0.3897 | 87 | 133 | **A1029.9** |
| | 10.00 | 0.3937 | 87 | 133 | **A10210.0** |
| | 10.20 | 0.4015 | 87 | 133 | **A10210.2** |
| **13/32** | 10.32 | 0.4062 | 87 | 133 | **A10213/32** |
| | 10.50 | 0.4133 | 87 | 133 | **A10210.5** |
| | 11.00 | 0.433 | 94 | 142 | **A10211.0** |
| **7/16** | 11.11 | 0.4374 | 94 | 142 | **A1027/16** |
| | 11.50 | 0.4527 | 94 | 142 | **A10211.5** |
| | 12.00 | 0.4724 | 101 | 151 | **A10212.0** |
| | 12.50 | 0.4921 | 101 | 151 | **A10212.5** |
| **1/2** | 12.70 | 0.5 | 101 | 151 | **A1021/2** |
| | 13.00 | 0.5118 | 101 | 151 | **A10213.0** |
| | 13.50 | 0.5314 | 108 | 160 | **A10213.5** |
| | 14.00 | 0.5511 | 108 | 160 | **A10214.0** |
| | 14.50 | 0.5708 | 114 | 169 | **A10214.5** |
| | 15.00 | 0.5905 | 114 | 169 | **A10215.0** |
| | 15.50 | 0.6102 | 120 | 178 | **A10215.5** |
| | 16.00 | 0.6299 | 120 | 178 | **A10216.0** |

# A104

- Jobber Drill
- Foret court
- Spiralbohrer
- Broca , serie corta
- Spiraalboren
- Broca Curta

## A104

■ 6.2 6.3

● 1.1 1.2 3.1 3.2 3.3 3.4 6.4 7.1 7.2 7.3 7.4 8.2 8.3

| $d_1$ Øh8 Inch | $d_1$ Øh8 mm | $d_1$ decimal Inch | $l_2$ mm | $l_1$ mm | e-Code |
|---|---|---|---|---|---|
| | 0.50 | 0.0196 | 6 | 22 | **A104.5** |
| | 0.80 | 0.0314 | 10 | 30 | **A104.8** |
| | 1.00 | 0.0393 | 12 | 34 | **A1041.0** |
| | 1.10 | 0.0433 | 14 | 36 | **A1041.1** |
| | 1.20 | 0.0472 | 16 | 38 | **A1041.2** |
| | 1.30 | 0.0511 | 16 | 38 | **A1041.3** |
| | 1.40 | 0.0551 | 18 | 40 | **A1041.4** |
| | 1.50 | 0.0590 | 18 | 40 | **A1041.5** |
| **1/16** | 1.59 | 0.0625 | 20 | 43 | **A1041/16** |
| | 1.60 | 0.0629 | 20 | 43 | **A1041.6** |
| | 1.70 | 0.0669 | 20 | 43 | **A1041.7** |
| | 1.80 | 0.0708 | 22 | 46 | **A1041.8** |
| | 1.90 | 0.0748 | 22 | 46 | **A1041.9** |
| | 2.00 | 0.0787 | 24 | 49 | **A1042.0** |
| | 2.10 | 0.0826 | 24 | 49 | **A1042.1** |
| | 2.20 | 0.0866 | 27 | 53 | **A1042.2** |
| | 2.30 | 0.0905 | 27 | 53 | **A1042.3** |
| **3/32** | 2.38 | 0.0937 | 30 | 57 | **A1043/32** |
| | 2.40 | 0.0944 | 30 | 57 | **A1042.4** |
| | 2.50 | 0.0984 | 30 | 57 | **A1042.5** |
| | 2.60 | 0.1023 | 30 | 57 | **A1042.6** |
| | 2.70 | 0.1062 | 33 | 61 | **A1042.7** |
| | 2.80 | 0.1102 | 33 | 61 | **A1042.8** |
| | 2.90 | 0.1141 | 33 | 61 | **A1042.9** |
| | 3.00 | 0.1181 | 33 | 61 | **A1043.0** |
| | 3.10 | 0.1220 | 36 | 65 | **A1043.1** |
| **1/8** | 3.17 | 0.1248 | 36 | 65 | **A1041/8** |
| | 3.20 | 0.1259 | 36 | 65 | **A1043.2** |
| | 3.30 | 0.1299 | 36 | 65 | **A1043.3** |
| | 3.40 | 0.1338 | 39 | 70 | **A1043.4** |
| | 3.50 | 0.1377 | 39 | 70 | **A1043.5** |
| | 3.60 | 0.1417 | 39 | 70 | **A1043.6** |
| | 3.70 | 0.1456 | 39 | 70 | **A1043.7** |
| | 3.80 | 0.1496 | 43 | 75 | **A1043.8** |
| | 3.90 | 0.1535 | 43 | 75 | **A1043.9** |
| **5/32** | 3.97 | 0.1562 | 43 | 75 | **A1045/32** |
| | 4.00 | 0.1574 | 43 | 75 | **A1044.0** |
| | 4.10 | 0.1614 | 43 | 75 | **A1044.1** |
| | 4.20 | 0.1653 | 43 | 75 | **A1044.2** |
| | 4.30 | 0.1692 | 47 | 80 | **A1044.3** |
| | 4.40 | 0.1732 | 47 | 80 | **A1044.4** |
| | 4.50 | 0.1771 | 47 | 80 | **A1044.5** |
| | 4.60 | 0.1811 | 47 | 80 | **A1044.6** |
| | 4.70 | 0.1850 | 47 | 80 | **A1044.7** |

| $d_1$ Øh8 Inch | $d_1$ Øh8 mm | $d_1$ decimal Inch | $l_2$ mm | $l_1$ mm | e-Code |
|---|---|---|---|---|---|
| **3/16** | 4.76 | 0.1874 | 52 | 86 | **A1043/16** |
| | 4.80 | 0.1889 | 52 | 86 | **A1044.8** |
| | 4.90 | 0.1929 | 52 | 86 | **A1044.9** |
| | 5.00 | 0.1968 | 52 | 86 | **A1045.0** |
| | 5.10 | 0.2007 | 52 | 86 | **A1045.1** |
| | 5.20 | 0.2047 | 52 | 86 | **A1045.2** |
| | 5.30 | 0.2086 | 52 | 86 | **A1045.3** |
| | 5.40 | 0.2125 | 57 | 93 | **A1045.4** |
| | 5.50 | 0.2165 | 57 | 93 | **A1045.5** |
| **7/32** | 5.56 | 0.2188 | 57 | 93 | **A1047/32** |
| | 5.60 | 0.2204 | 57 | 93 | **A1045.6** |
| | 5.70 | 0.2244 | 57 | 93 | **A1045.7** |
| | 5.80 | 0.2283 | 57 | 93 | **A1045.8** |
| | 5.90 | 0.2322 | 57 | 93 | **A1045.9** |
| | 6.00 | 0.2362 | 57 | 93 | **A1046.0** |
| | 6.10 | 0.2401 | 63 | 101 | **A1046.1** |
| | 6.20 | 0.2440 | 63 | 101 | **A1046.2** |
| | 6.30 | 0.2480 | 63 | 101 | **A1046.3** |
| **1/4** | 6.35 | 0.2500 | 63 | 101 | **A1041/4** |
| | 6.40 | 0.2519 | 63 | 101 | **A1046.4** |
| | 6.50 | 0.2559 | 63 | 101 | **A1046.5** |
| | 6.60 | 0.2598 | 63 | 101 | **A1046.6** |
| | 6.70 | 0.2637 | 63 | 101 | **A1046.7** |
| | 6.80 | 0.2677 | 69 | 109 | **A1046.8** |
| | 6.90 | 0.2716 | 69 | 109 | **A1046.9** |
| | 7.00 | 0.2755 | 69 | 109 | **A1047.0** |
| | 7.10 | 0.2795 | 69 | 109 | **A1047.1** |
| **9/32** | 7.14 | 0.2811 | 69 | 109 | **A1049/32** |
| | 7.20 | 0.2834 | 69 | 109 | **A1047.2** |
| | 7.30 | 0.2874 | 69 | 109 | **A1047.3** |
| | 7.40 | 0.2913 | 69 | 109 | **A1047.4** |
| | 7.50 | 0.2952 | 69 | 109 | **A1047.5** |
| | 7.60 | 0.2992 | 75 | 117 | **A1047.6** |
| | 7.70 | 0.3031 | 75 | 117 | **A1047.7** |
| | 7.80 | 0.3070 | 75 | 117 | **A1047.8** |
| | 7.90 | 0.3110 | 75 | 117 | **A1047.9** |
| **5/16** | 7.94 | 0.3125 | 75 | 117 | **A1045/16** |
| | 8.00 | 0.3149 | 75 | 117 | **A1048.0** |
| | 8.10 | 0.3188 | 75 | 117 | **A1048.1** |
| | 8.20 | 0.3228 | 75 | 117 | **A1048.2** |
| | 8.30 | 0.3267 | 75 | 117 | **A1048.3** |
| | 8.40 | 0.3307 | 75 | 117 | **A1048.4** |
| | 8.50 | 0.3346 | 75 | 117 | **A1048.5** |
| **11/32** | 8.73 | 0.3437 | 81 | 125 | **A10411/32** |

# A104

| $d_1$ Øh8 Inch | $d_1$ Øh8 mm | $d_1$ decimal Inch | $l_2$ mm | $l_1$ mm | e-Code |
|---|---|---|---|---|---|
| | 8.80 | 0.3464 | 81 | 125 | **A1048.8** |
| | 9.00 | 0.3543 | 81 | 125 | **A1049.0** |
| | 9.50 | 0.3740 | 81 | 125 | **A1049.5** |
| **3/8** | 9.52 | 0.3748 | 87 | 133 | **A1043/8** |
| | 10.00 | 0.3937 | 87 | 133 | **A10410.0** |
| **13/32** | 10.32 | 0.4062 | 87 | 133 | **A10413/32** |
| | 10.50 | 0.4133 | 87 | 133 | **A10410.5** |
| | 11.00 | 0.4330 | 94 | 142 | **A10411.0** |

| $d_1$ Øh8 Inch | $d_1$ Øh8 mm | $d_1$ decimal Inch | $l_2$ mm | $l_1$ mm | e-Code |
|---|---|---|---|---|---|
| **7/16** | 11.11 | 0.4374 | 94 | 142 | **A1047/16** |
| | 11.50 | 0.4527 | 94 | 142 | **A10411.5** |
| | 12.00 | 0.4724 | 101 | 151 | **A10412.0** |
| | 12.50 | 0.4921 | 101 | 151 | **A10412.5** |
| **1/2** | 12.70 | 0.5000 | 101 | 151 | **A1041/2** |
| | 13.00 | 0.5118 | 101 | 151 | **A10413.0** |

# A105

- Jobber Drill
- Foret court
- Spiralbohrer
- Broca , serie corta
- Spiraalboren
- Broca Curta

## A105

■ 8.2 8.3

● 1.1 1.2 3.1 3.2 3.3 3.4 7.1 7.2 7.3 7.4

| $d_1$ Ø$h_8$ mm | $d_1$ decimal Inch | $l_2$ mm | $l_1$ mm | e-Code |
|---|---|---|---|---|
| **1.00** | 0.0393 | 12 | 34 | **A1051.0** |
| **1.50** | 0.0590 | 18 | 40 | **A1051.5** |
| **2.00** | 0.0787 | 24 | 49 | **A1052.0** |
| **2.50** | 0.0984 | 30 | 57 | **A1052.5** |
| **3.00** | 0.1181 | 33 | 61 | **A1053.0** |
| **3.30** | 0.1299 | 36 | 65 | **A1053.3** |
| **3.50** | 0.1377 | 39 | 70 | **A1053.5** |
| **4.00** | 0.1574 | 43 | 75 | **A1054.0** |

| $d_1$ Ø$h_8$ mm | $d_1$ decimal Inch | $l_2$ mm | $l_1$ mm | e-Code |
|---|---|---|---|---|
| **4.20** | 0.1653 | 43 | 75 | **A1054.2** |
| **4.50** | 0.1771 | 47 | 80 | **A1054.5** |
| **5.00** | 0.1968 | 52 | 86 | **A1055.0** |
| **5.50** | 0.2165 | 57 | 93 | **A1055.5** |
| **6.00** | 0.2362 | 57 | 93 | **A1056.0** |
| **6.50** | 0.2559 | 63 | 101 | **A1056.5** |

# A100

DORMER

- Jobber Drill
- Foret court
- Spiralbohrer
- Broca , serie corta
- Spiraalboren
- Broca Curta

## A100

Bright below 1.0mm, 3/64", N60 / Blank bis 1mmØ, N60 / Blank beneden 1,0mm, 3/16", N60 / Brillant au dessous de 1,0, 3/64, N60 / Brillante por debajo de 1,0 mm, 3/64".N60 / Brilhante Abaixo de 1.0mm, 3/64", Nr.60

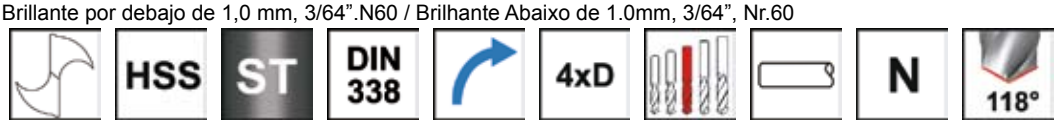


■ 1.1 1.2 1.3 1.4 3.1 3.2

● 1.5 1.6 2.1 2.2 2.3 3.3 3.4 4.1 4.2 4.3 5.1 5.2 5.3 6.1 6.2 6.3 6.4 7.1 7.2 7.3 7.4 8.1 8.2 8.3 9.1

| $d_1$ Ø$h_8$ "/Nr./letter | $d_1$ Ø$h_8$ mm | $d_1$ decimal Inch | $l_2$ mm | $l_1$ mm | e-Code |
|---|---|---|---|---|---|
| | 0.20 | 0.0078 | 2.5 | 19 | **A100.2** |
| | 0.25 | 0.0098 | 3 | 19 | **A100.25** |
| | 0.30 | 0.0118 | 3 | 19 | **A100.3** |
| | 0.32 | 0.0125 | 4 | 19 | **A100.32** |
| **80** | 0.34 | 0.0133 | 4 | 19 | **A100N80** |
| | 0.35 | 0.0137 | 4 | 19 | **A100.35** |
| **79** | 0.37 | 0.0145 | 4 | 19 | **A100N79** |
| | 0.38 | 0.0149 | 4 | 19 | **A100.38** |
| **1/64** | 0.40 | 0.0157 | 5 | 20 | **A1001/64** |
| | 0.40 | 0.0157 | 5 | 20 | **A100.4** |
| **78** | 0.41 | 0.0161 | 5 | 20 | **A100N78** |
| | 0.42 | 0.0165 | 5 | 20 | **A100.42** |
| | 0.45 | 0.0177 | 5 | 20 | **A100.45** |
| **77** | 0.46 | 0.0181 | 5 | 20 | **A100N77** |
| | 0.48 | 0.0188 | 5 | 20 | **A100.48** |
| | 0.50 | 0.0196 | 6 | 22 | **A100.5** |
| **76** | 0.51 | 0.0200 | 6 | 22 | **A100N76** |
| | 0.52 | 0.0204 | 6 | 22 | **A100.52** |
| **75** | 0.53 | 0.0208 | 6 | 22 | **A100N75** |
| | 0.55 | 0.0216 | 7 | 24 | **A100.55** |
| **74** | 0.57 | 0.0224 | 7 | 24 | **A100N74** |
| | 0.58 | 0.0228 | 7 | 24 | **A100.58** |
| | 0.60 | 0.0236 | 7 | 24 | **A100.6** |
| **73** | 0.61 | 0.0240 | 8 | 26 | **A100N73** |
| | 0.62 | 0.0244 | 8 | 26 | **A100.62** |
| **72** | 0.64 | 0.0251 | 8 | 26 | **A100N72** |
| | 0.65 | 0.0255 | 8 | 26 | **A100.65** |
| **71** | 0.66 | 0.0259 | 8 | 26 | **A100N71** |
| | 0.68 | 0.0267 | 9 | 28 | **A100.68** |
| | 0.70 | 0.0275 | 9 | 28 | **A100.7** |
| **70** | 0.71 | 0.0279 | 9 | 28 | **A100N70** |
| | 0.72 | 0.0283 | 9 | 28 | **A100.72** |
| **69** | 0.74 | 0.0291 | 9 | 28 | **A100N69** |
| | 0.75 | 0.0295 | 9 | 28 | **A100.75** |
| | 0.78 | 0.0307 | 10 | 30 | **A100.78** |
| **1/32** | 0.79 | 0.0311 | 10 | 30 | **A1001/32** |
| **68** | 0.79 | 0.0311 | 10 | 30 | **A100N68** |
| | 0.80 | 0.0314 | 10 | 30 | **A100.8** |
| **67** | 0.81 | 0.0318 | 10 | 30 | **A100N67** |
| | 0.82 | 0.0322 | 10 | 30 | **A100.82** |
| **66** | 0.84 | 0.0330 | 10 | 30 | **A100N66** |
| | 0.85 | 0.0334 | 10 | 30 | **A100.85** |

| $d_1$ Ø$h_8$ "/Nr./letter | $d_1$ Ø$h_8$ mm | $d_1$ decimal Inch | $l_2$ mm | $l_1$ mm | e-Code |
|---|---|---|---|---|---|
| | 0.88 | 0.0346 | 11 | 32 | **A100.88** |
| **65** | 0.89 | 0.0350 | 11 | 32 | **A100N65** |
| | 0.90 | 0.0354 | 11 | 32 | **A100.9** |
| **64** | 0.91 | 0.0358 | 11 | 32 | **A100N64** |
| | 0.92 | 0.0362 | 11 | 32 | **A100.92** |
| **63** | 0.94 | 0.0370 | 11 | 32 | **A100N63** |
| | 0.95 | 0.0374 | 11 | 32 | **A100.95** |
| **62** | 0.97 | 0.0381 | 12 | 34 | **A100N62** |
| | 0.98 | 0.0385 | 12 | 34 | **A100.98** |
| **61** | 0.99 | 0.0389 | 12 | 34 | **A100N61** |
| | 1.00 | 0.0393 | 12 | 34 | **A1001.0** |
| **60** | 1.02 | 0.0401 | 12 | 34 | **A100N60** |
| **59** | 1.04 | 0.0409 | 12 | 34 | **A100N59** |
| | 1.05 | 0.0413 | 12 | 34 | **A1001.05** |
| **58** | 1.07 | 0.0421 | 14 | 36 | **A100N58** |
| **57** | 1.09 | 0.0429 | 14 | 36 | **A100N57** |
| | 1.10 | 0.0433 | 14 | 36 | **A1001.1** |
| | 1.15 | 0.0452 | 14 | 36 | **A1001.15** |
| **56** | 1.18 | 0.0464 | 14 | 36 | **A100N56** |
| **3/64** | 1.19 | 0.0468 | 16 | 38 | **A1003/64** |
| | 1.20 | 0.0472 | 16 | 38 | **A1001.2** |
| | 1.25 | 0.0492 | 16 | 38 | **A1001.25** |
| | 1.30 | 0.0511 | 16 | 38 | **A1001.3** |
| **55** | 1.32 | 0.0519 | 16 | 38 | **A100N55** |
| | 1.35 | 0.0531 | 18 | 40 | **A1001.35** |
| | 1.40 | 0.0551 | 18 | 40 | **A1001.4** |
| **54** | 1.40 | 0.0551 | 18 | 40 | **A100N54** |
| | 1.45 | 0.0570 | 18 | 40 | **A1001.45** |
| | 1.50 | 0.0590 | 18 | 40 | **A1001.5** |
| **53** | 1.51 | 0.0594 | 20 | 43 | **A100N53** |
| | 1.55 | 0.0610 | 20 | 43 | **A1001.55** |
| **1/16** | 1.59 | 0.0625 | 20 | 43 | **A1001/16** |
| | 1.60 | 0.0629 | 20 | 43 | **A1001.6** |
| **52** | 1.61 | 0.0633 | 20 | 43 | **A100N52** |
| | 1.65 | 0.0649 | 20 | 43 | **A1001.65** |
| | 1.70 | 0.0669 | 20 | 43 | **A1001.7** |
| **51** | 1.70 | 0.0669 | 22 | 46 | **A100N51** |
| | 1.75 | 0.0688 | 22 | 46 | **A1001.75** |
| **50** | 1.78 | 0.0700 | 22 | 46 | **A100N50** |
| | 1.80 | 0.0708 | 22 | 46 | **A1001.8** |
| | 1.85 | 0.0728 | 22 | 46 | **A1001.85** |
| **49** | 1.85 | 0.0728 | 22 | 46 | **A100N49** |

# A100

| $d_1$ Ø$h_8$ "/Nr./letter | $d_1$ Ø$h_8$ mm | $d_1$ decimal Inch | $l_2$ mm | $l_1$ mm | e-Code |
|---|---|---|---|---|---|
| | 1.90 | 0.0748 | 22 | 46 | **A1001.9** |
| **48** | 1.93 | 0.0759 | 24 | 49 | **A100N48** |
| | 1.95 | 0.0767 | 24 | 49 | **A1001.95** |
| **5/64** | 1.98 | 0.0779 | 24 | 49 | **A1005/64** |
| **47** | 1.99 | 0.0783 | 24 | 49 | **A100N47** |
| | 2.00 | 0.0787 | 24 | 49 | **A1002.0** |
| | 2.05 | 0.0807 | 24 | 49 | **A1002.05** |
| **46** | 2.06 | 0.0811 | 24 | 49 | **A100N46** |
| **45** | 2.08 | 0.0818 | 24 | 49 | **A100N45** |
| | 2.10 | 0.0826 | 24 | 49 | **A1002.1** |
| | 2.15 | 0.0846 | 27 | 53 | **A1002.15** |
| **44** | 2.18 | 0.0858 | 27 | 53 | **A100N44** |
| | 2.20 | 0.0866 | 27 | 53 | **A1002.2** |
| | 2.25 | 0.0885 | 27 | 53 | **A1002.25** |
| **43** | 2.26 | 0.0889 | 27 | 53 | **A100N43** |
| | 2.30 | 0.0905 | 27 | 53 | **A1002.3** |
| | 2.35 | 0.0925 | 27 | 53 | **A1002.35** |
| **3/32** | 2.38 | 0.0937 | 30 | 57 | **A1003/32** |
| **42** | 2.38 | 0.0937 | 30 | 57 | **A100N42** |
| | 2.40 | 0.0944 | 30 | 57 | **A1002.4** |
| **41** | 2.44 | 0.0960 | 30 | 57 | **A100N41** |
| | 2.45 | 0.0964 | 30 | 57 | **A1002.45** |
| **40** | 2.49 | 0.0980 | 30 | 57 | **A100N40** |
| | 2.50 | 0.0984 | 30 | 57 | **A1002.5** |
| **39** | 2.53 | 0.0996 | 30 | 57 | **A100N39** |
| | 2.55 | 0.1003 | 30 | 57 | **A1002.55** |
| **38** | 2.58 | 0.1015 | 30 | 57 | **A100N38** |
| | 2.60 | 0.1023 | 30 | 57 | **A1002.6** |
| **37** | 2.64 | 0.1039 | 30 | 57 | **A100N37** |
| | 2.65 | 0.1043 | 30 | 57 | **A1002.65** |
| | 2.70 | 0.1062 | 33 | 61 | **A1002.7** |
| **36** | 2.71 | 0.1066 | 33 | 61 | **A100N36** |
| | 2.75 | 0.1082 | 33 | 61 | **A1002.75** |
| **7/64** | 2.78 | 0.1094 | 33 | 61 | **A1007/64** |
| **35** | 2.79 | 0.1098 | 33 | 61 | **A100N35** |
| | 2.80 | 0.1102 | 33 | 61 | **A1002.8** |
| **34** | 2.82 | 0.1110 | 33 | 61 | **A100N34** |
| | 2.85 | 0.1122 | 33 | 61 | **A1002.85** |
| **33** | 2.87 | 0.1129 | 33 | 61 | **A100N33** |
| | 2.90 | 0.1141 | 33 | 61 | **A1002.9** |
| | 2.95 | 0.1161 | 33 | 61 | **A1002.95** |
| **32** | 2.95 | 0.1161 | 33 | 61 | **A100N32** |
| | 3.00 | 0.1181 | 33 | 61 | **A1003.0** |
| **31** | 3.05 | 0.1200 | 36 | 65 | **A100N31** |
| | 3.10 | 0.1220 | 36 | 65 | **A1003.1** |
| | 3.15 | 0.1240 | 36 | 65 | **A1003.15** |
| **1/8** | 3.18 | 0.1251 | 36 | 65 | **A1001/8** |
| | 3.20 | 0.1259 | 36 | 65 | **A1003.2** |
| | 3.25 | 0.1279 | 36 | 65 | **A1003.25** |
| **30** | 3.26 | 0.1283 | 36 | 65 | **A100N30** |
| | 3.30 | 0.1299 | 36 | 65 | **A1003.3** |
| | 3.40 | 0.1338 | 39 | 70 | **A1003.4** |
| **29** | 3.45 | 0.1358 | 39 | 70 | **A100N29** |
| | 3.50 | 0.1377 | 39 | 70 | **A1003.5** |
| **9/64** | 3.57 | 0.1405 | 39 | 70 | **A1009/64** |
| **28** | 3.57 | 0.1405 | 39 | 70 | **A100N28** |
| | 3.60 | 0.1417 | 39 | 70 | **A1003.6** |
| **27** | 3.66 | 0.1440 | 39 | 70 | **A100N27** |
| | 3.70 | 0.1456 | 39 | 70 | **A1003.7** |
| **26** | 3.73 | 0.1468 | 39 | 70 | **A100N26** |
| | 3.75 | 0.1476 | 39 | 70 | **A1003.75** |
| | 3.80 | 0.1496 | 43 | 75 | **A1003.8** |
| **25** | 3.80 | 0.1496 | 43 | 75 | **A100N25** |
| **24** | 3.86 | 0.1519 | 43 | 75 | **A100N24** |
| | 3.90 | 0.1535 | 43 | 75 | **A1003.9** |
| **23** | 3.91 | 0.1539 | 43 | 75 | **A100N23** |
| **5/32** | 3.97 | 0.1562 | 43 | 75 | **A1005/32** |
| **22** | 3.99 | 0.1570 | 43 | 75 | **A100N22** |
| | 4.00 | 0.1574 | 43 | 75 | **A1004.0** |
| **21** | 4.04 | 0.1590 | 43 | 75 | **A100N21** |

| $d_1$ Ø$h_8$ "/Nr./letter | $d_1$ Ø$h_8$ mm | $d_1$ decimal Inch | $l_2$ mm | $l_1$ mm | e-Code |
|---|---|---|---|---|---|
| **20** | 4.09 | 0.1610 | 43 | 75 | **A100N20** |
| | 4.10 | 0.1614 | 43 | 75 | **A1004.1** |
| | 4.20 | 0.1653 | 43 | 75 | **A1004.2** |
| **19** | 4.22 | 0.1661 | 43 | 75 | **A100N19** |
| | 4.25 | 0.1673 | 43 | 75 | **A1004.25** |
| | 4.30 | 0.1692 | 47 | 80 | **A1004.3** |
| **18** | 4.31 | 0.1696 | 47 | 80 | **A100N18** |
| **11/64** | 4.37 | 0.1720 | 47 | 80 | **A10011/64** |
| **17** | 4.39 | 0.1728 | 47 | 80 | **A100N17** |
| | 4.40 | 0.1732 | 47 | 80 | **A1004.4** |
| | 4.50 | 0.1771 | 47 | 80 | **A1004.5** |
| **16** | 4.50 | 0.1771 | 47 | 80 | **A100N16** |
| **15** | 4.57 | 0.1799 | 47 | 80 | **A100N15** |
| | 4.60 | 0.1811 | 47 | 80 | **A1004.6** |
| **14** | 4.62 | 0.1818 | 47 | 80 | **A100N14** |
| | 4.70 | 0.1850 | 47 | 80 | **A1004.7** |
| **13** | 4.70 | 0.1850 | 47 | 80 | **A100N13** |
| | 4.75 | 0.1870 | 47 | 80 | **A1004.75** |
| **3/16** | 4.76 | 0.1874 | 52 | 86 | **A1003/16** |
| | 4.80 | 0.1889 | 52 | 86 | **A1004.8** |
| **12** | 4.80 | 0.1889 | 52 | 86 | **A100N12** |
| **11** | 4.85 | 0.1909 | 52 | 86 | **A100N11** |
| | 4.90 | 0.1929 | 52 | 86 | **A1004.9** |
| **10** | 4.92 | 0.1937 | 52 | 86 | **A100N10** |
| **9** | 4.98 | 0.1960 | 52 | 86 | **A100N9** |
| | 5.00 | 0.1968 | 52 | 86 | **A1005.0** |
| **8** | 5.06 | 0.1992 | 52 | 86 | **A100N8** |
| | 5.10 | 0.2007 | 52 | 86 | **A1005.1** |
| **7** | 5.11 | 0.2011 | 52 | 86 | **A100N7** |
| **13/64** | 5.16 | 0.2031 | 52 | 86 | **A10013/64** |
| **6** | 5.18 | 0.2039 | 52 | 86 | **A100N6** |
| | 5.20 | 0.2047 | 52 | 86 | **A1005.2** |
| **5** | 5.22 | 0.2055 | 52 | 86 | **A100N5** |
| | 5.25 | 0.2066 | 52 | 86 | **A1005.25** |
| | 5.30 | 0.2086 | 52 | 86 | **A1005.3** |
| **4** | 5.31 | 0.2090 | 57 | 93 | **A100N4** |
| | 5.40 | 0.2125 | 57 | 93 | **A1005.4** |
| **3** | 5.41 | 0.2129 | 57 | 93 | **A100N3** |
| | 5.50 | 0.2165 | 57 | 93 | **A1005.5** |
| **7/32** | 5.56 | 0.2188 | 57 | 93 | **A1007/32** |
| | 5.60 | 0.2204 | 57 | 93 | **A1005.6** |
| **2** | 5.61 | 0.2208 | 57 | 93 | **A100N2** |
| | 5.70 | 0.2244 | 57 | 93 | **A1005.7** |
| | 5.75 | 0.2263 | 57 | 93 | **A1005.75** |
| **1** | 5.79 | 0.2279 | 57 | 93 | **A100N1** |
| | 5.80 | 0.2283 | 57 | 93 | **A1005.8** |
| | 5.90 | 0.2322 | 57 | 93 | **A1005.9** |
| **A** | 5.94 | 0.2338 | 57 | 93 | **A100A** |
| **15/64** | 5.95 | 0.2342 | 57 | 93 | **A10015/64** |
| | 6.00 | 0.2362 | 57 | 93 | **A1006.0** |
| **B** | 6.03 | 0.2374 | 63 | 101 | **A100B** |
| | 6.10 | 0.2401 | 63 | 101 | **A1006.1** |
| **C** | 6.15 | 0.2421 | 63 | 101 | **A100C** |
| | 6.20 | 0.2440 | 63 | 101 | **A1006.2** |
| | 6.25 | 0.2460 | 63 | 101 | **A1006.25** |
| **D** | 6.25 | 0.2460 | 63 | 101 | **A100D** |
| | 6.30 | 0.2480 | 63 | 101 | **A1006.3** |
| **1/4** | 6.35 | 0.2500 | 63 | 101 | **A1001/4** |
| **E** | 6.35 | 0.2500 | 63 | 101 | **A100E** |
| | 6.40 | 0.2519 | 63 | 101 | **A1006.4** |
| | 6.50 | 0.2559 | 63 | 101 | **A1006.5** |
| **F** | 6.53 | 0.2570 | 63 | 101 | **A100F** |
| | 6.60 | 0.2598 | 63 | 101 | **A1006.6** |
| **G** | 6.63 | 0.2610 | 63 | 101 | **A100G** |
| | 6.70 | 0.2637 | 63 | 101 | **A1006.7** |
| **17/64** | 6.75 | 0.2657 | 69 | 109 | **A10017/64** |
| | 6.75 | 0.2657 | 69 | 109 | **A1006.75** |
| **H** | 6.76 | 0.2661 | 69 | 109 | **A100H** |
| | 6.80 | 0.2677 | 69 | 109 | **A1006.8** |
| | 6.90 | 0.2716 | 69 | 109 | **A1006.9** |

# A100

DORMER

| $d_1$ Ø$h_8$ "/Nr./letter | $d_1$ Ø$h_8$ mm | $d_1$ decimal Inch | $l_2$ mm | $l_1$ mm | e-Code |
|---|---|---|---|---|---|
| I | 6.91 | 0.2720 | 69 | 109 | A100I |
| | 7.00 | 0.2755 | 69 | 109 | A1007.0 |
| J | 7.04 | 0.2771 | 69 | 109 | A100J |
| | 7.10 | 0.2795 | 69 | 109 | A1007.1 |
| 9/32 | 7.14 | 0.2811 | 69 | 109 | A1009/32 |
| K | 7.14 | 0.2811 | 69 | 109 | A100K |
| | 7.20 | 0.2834 | 69 | 109 | A1007.2 |
| | 7.25 | 0.2854 | 69 | 109 | A1007.25 |
| | 7.30 | 0.2874 | 69 | 109 | A1007.3 |
| L | 7.37 | 0.2901 | 69 | 109 | A100L |
| | 7.40 | 0.2913 | 69 | 109 | A1007.4 |
| M | 7.49 | 0.2948 | 69 | 109 | A100M |
| | 7.50 | 0.2952 | 69 | 109 | A1007.5 |
| 19/64 | 7.54 | 0.2968 | 75 | 117 | A10019/64 |
| | 7.60 | 0.2992 | 75 | 117 | A1007.6 |
| N | 7.67 | 0.3019 | 75 | 117 | A100N |
| | 7.70 | 0.3031 | 75 | 117 | A1007.7 |
| | 7.75 | 0.3051 | 75 | 117 | A1007.75 |
| | 7.80 | 0.3070 | 75 | 117 | A1007.8 |
| | 7.90 | 0.3110 | 75 | 117 | A1007.9 |
| 5/16 | 7.94 | 0.3125 | 75 | 117 | A1005/16 |
| | 8.00 | 0.3149 | 75 | 117 | A1008.0 |
| O | 8.03 | 0.3161 | 75 | 117 | A100O |
| | 8.10 | 0.3188 | 75 | 117 | A1008.1 |
| | 8.20 | 0.3228 | 75 | 117 | A1008.2 |
| P | 8.20 | 0.3228 | 75 | 117 | A100P |
| | 8.25 | 0.3248 | 75 | 117 | A1008.25 |
| | 8.30 | 0.3267 | 75 | 117 | A1008.3 |
| 21/64 | 8.33 | 0.3279 | 75 | 117 | A10021/64 |
| | 8.40 | 0.3307 | 75 | 117 | A1008.4 |
| Q | 8.43 | 0.3318 | 75 | 117 | A100Q |
| | 8.50 | 0.3346 | 75 | 117 | A1008.5 |
| | 8.60 | 0.3385 | 81 | 125 | A1008.6 |
| R | 8.61 | 0.3389 | 81 | 125 | A100R |
| | 8.70 | 0.3425 | 81 | 125 | A1008.7 |
| 11/32 | 8.73 | 0.3437 | 81 | 125 | A10011/32 |
| | 8.75 | 0.3444 | 81 | 125 | A1008.75 |
| | 8.80 | 0.3464 | 81 | 125 | A1008.8 |
| S | 8.84 | 0.3480 | 81 | 125 | A100S |
| | 8.90 | 0.3503 | 81 | 125 | A1008.9 |
| | 9.00 | 0.3543 | 81 | 125 | A1009.0 |
| T | 9.09 | 0.3578 | 81 | 125 | A100T |
| | 9.10 | 0.3582 | 81 | 125 | A1009.1 |
| 23/64 | 9.13 | 0.3594 | 81 | 125 | A10023/64 |
| | 9.20 | 0.3622 | 81 | 125 | A1009.2 |
| | 9.25 | 0.3641 | 81 | 125 | A1009.25 |
| | 9.30 | 0.3661 | 81 | 125 | A1009.3 |
| U | 9.35 | 0.3681 | 81 | 125 | A100U |
| | 9.40 | 0.3700 | 81 | 125 | A1009.4 |
| | 9.50 | 0.3740 | 81 | 125 | A1009.5 |
| 3/8 | 9.53 | 0.3751 | 87 | 133 | A1003/8 |
| V | 9.58 | 0.3771 | 87 | 133 | A100V |
| | 9.60 | 0.3779 | 87 | 133 | A1009.6 |
| | 9.70 | 0.3818 | 87 | 133 | A1009.7 |
| | 9.75 | 0.3838 | 87 | 133 | A1009.75 |
| | 9.80 | 0.3858 | 87 | 133 | A1009.8 |
| W | 9.80 | 0.3858 | 87 | 133 | A100W |
| | 9.90 | 0.3897 | 87 | 133 | A1009.9 |
| 25/64 | 9.92 | 0.3905 | 87 | 133 | A10025/64 |
| | 10.00 | 0.3937 | 87 | 133 | A10010.0 |
| X | 10.08 | 0.3968 | 87 | 133 | A100X |
| | 10.10 | 0.3976 | 87 | 133 | A10010.1 |
| | 10.20 | 0.4015 | 87 | 133 | A10010.2 |
| | 10.25 | 0.4035 | 87 | 133 | A10010.25 |
| Y | 10.26 | 0.4039 | 87 | 133 | A100Y |
| | 10.30 | 0.4055 | 87 | 133 | A10010.3 |
| 13/32 | 10.32 | 0.4062 | 87 | 133 | A10013/32 |
| | 10.40 | 0.4094 | 87 | 133 | A10010.4 |
| Z | 10.49 | 0.4129 | 87 | 133 | A100Z |
| | 10.50 | 0.4133 | 87 | 133 | A10010.5 |
| | 10.60 | 0.4173 | 87 | 133 | A10010.6 |
| | 10.70 | 0.4212 | 94 | 142 | A10010.7 |
| 27/64 | 10.72 | 0.4220 | 94 | 142 | A10027/64 |
| | 10.75 | 0.4232 | 94 | 142 | A10010.75 |

| $d_1$ Ø$h_8$ "/Nr./letter | $d_1$ Ø$h_8$ mm | $d_1$ decimal Inch | $l_2$ mm | $l_1$ mm | e-Code |
|---|---|---|---|---|---|
| | 10.80 | 0.4251 | 94 | 142 | A10010.8 |
| | 10.90 | 0.4291 | 94 | 142 | A10010.9 |
| | 11.00 | 0.4330 | 94 | 142 | A10011.0 |
| | 11.10 | 0.4370 | 94 | 142 | A10011.1 |
| 7/16 | 11.11 | 0.4374 | 94 | 142 | A1007/16 |
| | 11.20 | 0.4409 | 94 | 142 | A10011.2 |
| | 11.25 | 0.4429 | 94 | 142 | A10011.25 |
| | 11.30 | 0.4448 | 94 | 142 | A10011.3 |
| | 11.40 | 0.4488 | 94 | 142 | A10011.4 |
| | 11.50 | 0.4527 | 94 | 142 | A10011.5 |
| 29/64 | 11.51 | 0.4531 | 94 | 142 | A10029/64 |
| | 11.60 | 0.4566 | 94 | 142 | A10011.6 |
| | 11.70 | 0.4606 | 94 | 142 | A10011.7 |
| | 11.75 | 0.4625 | 94 | 142 | A10011.75 |
| | 11.80 | 0.4645 | 94 | 142 | A10011.8 |
| | 11.90 | 0.4685 | 101 | 151 | A10011.9 |
| 15/32 | 11.91 | 0.4688 | 101 | 151 | A10015/32 |
| | 12.00 | 0.4724 | 101 | 151 | A10012.0 |
| | 12.10 | 0.4763 | 101 | 151 | A10012.1 |
| | 12.20 | 0.4803 | 101 | 151 | A10012.2 |
| | 12.25 | 0.4822 | 101 | 151 | A10012.25 |
| | 12.30 | 0.4842 | 101 | 151 | A10012.3 |
| 31/64 | 12.30 | 0.4842 | 101 | 151 | A10031/64 |
| | 12.40 | 0.4881 | 101 | 151 | A10012.4 |
| | 12.50 | 0.4921 | 101 | 151 | A10012.5 |
| | 12.60 | 0.4960 | 101 | 151 | A10012.6 |
| | 12.70 | 0.5000 | 101 | 151 | A10012.7 |
| 1/2 | 12.70 | 0.5000 | 101 | 151 | A1001/2 |
| | 12.75 | 0.5019 | 101 | 151 | A10012.75 |
| | 12.80 | 0.5039 | 101 | 151 | A10012.8 |
| | 12.90 | 0.5078 | 101 | 151 | A10012.9 |
| | 13.00 | 0.5118 | 101 | 151 | A10013.0 |
| 33/64 | 13.10 | 0.5157 | 101 | 151 | A10033/64 |
| | 13.10 | 0.5157 | 101 | 151 | A10013.1 |
| | 13.20 | 0.5196 | 101 | 151 | A10013.2 |
| | 13.25 | 0.5216 | 108 | 160 | A10013.25 |
| | 13.30 | 0.5236 | 108 | 160 | A10013.3 |
| | 13.40 | 0.5275 | 108 | 160 | A10013.4 |
| 17/32 | 13.49 | 0.5311 | 108 | 160 | A10017/32 |
| | 13.50 | 0.5314 | 108 | 160 | A10013.5 |
| | 13.60 | 0.5354 | 108 | 160 | A10013.6 |
| | 13.70 | 0.5393 | 108 | 160 | A10013.7 |
| | 13.75 | 0.5413 | 108 | 160 | A10013.75 |
| | 13.80 | 0.5433 | 108 | 160 | A10013.8 |
| 35/64 | 13.89 | 0.5468 | 108 | 160 | A10035/64 |
| | 13.90 | 0.5472 | 108 | 160 | A10013.9 |
| | 14.00 | 0.5511 | 108 | 160 | A10014.0 |
| | 14.25 | 0.5610 | 114 | 169 | A10014.25 |
| 9/16 | 14.29 | 0.5625 | 114 | 169 | A1009/16 |
| | 14.50 | 0.5708 | 114 | 169 | A10014.5 |
| 37/64 | 14.68 | 0.5779 | 114 | 169 | A10037/64 |
| | 14.75 | 0.5807 | 114 | 169 | A10014.75 |
| | 15.00 | 0.5905 | 114 | 169 | A10015.0 |
| 19/32 | 15.08 | 0.5937 | 120 | 178 | A10019/32 |
| | 15.25 | 0.6003 | 120 | 178 | A10015.25 |
| 39/64 | 15.48 | 0.6094 | 120 | 178 | A10039/64 |
| | 15.50 | 0.6102 | 120 | 178 | A10015.5 |
| | 15.75 | 0.6200 | 120 | 178 | A10015.75 |
| 5/8 | 15.88 | 0.6251 | 120 | 178 | A1005/8 |
| | 16.00 | 0.6299 | 120 | 178 | A10016.0 |
| 41/64 | 16.27 | 0.6405 | 125 | 184 | A10041/64 |
| | 16.50 | 0.6496 | 125 | 184 | A10016.5 |
| 21/32 | 16.67 | 0.6562 | 125 | 184 | A10021/32 |
| | 17.00 | 0.6692 | 125 | 184 | A10017.0 |
| 43/64 | 17.07 | 0.6720 | 130 | 191 | A10043/64 |
| 11/16 | 17.46 | 0.6874 | 130 | 191 | A10011/16 |
| | 17.50 | 0.6889 | 130 | 191 | A10017.5 |
| | 18.00 | 0.7086 | 130 | 191 | A10018.0 |
| | 18.50 | 0.7283 | 135 | 198 | A10018.5 |
| | 19.00 | 0.7480 | 135 | 198 | A10019.0 |
| | 19.50 | 0.7677 | 140 | 205 | A10019.5 |
| | 20.00 | 0.7874 | 140 | 205 | A10020.0 |

# A101

- Jobber Drill
- Spiralbohrer
- Spiraalboren
- Foret court
- Broca , serie corta
- Broca Curta

## A101

Bright below 3.0mm / Blank bis 3mmØ / Blank beneden 3,0mm / Brillant au dessous de 3,0 mm / Brillante por debajo de 3,0 mm / Brilhante Abaixo de 3.0mm

■ 1.1 1.2 1.3 1.4 3.1 3.2

● 1.5 1.6 2.1 2.2 2.3 3.3 3.4 4.1 4.2 4.3 5.1 5.2 5.3 6.1 6.2 6.3 6.4 7.1 7.2 7.3 7.4 8.1 8.2 8.3 9.1

| $d_1$ Ø$h_8$ mm | $d_1$ decimal Inch | $l_2$ mm | $l_1$ mm | e-Code |
|---|---|---|---|---|
| **1.00** | 0.0393 | 12 | 34 | **A1011.0** |
| **1.10** | 0.0433 | 14 | 36 | **A1011.1** |
| **1.20** | 0.0472 | 16 | 38 | **A1011.2** |
| **1.25** | 0.0492 | 16 | 38 | **A1011.25** |
| **1.30** | 0.0511 | 16 | 38 | **A1011.3** |
| **1.40** | 0.0551 | 18 | 40 | **A1011.4** |
| **1.50** | 0.0590 | 18 | 40 | **A1011.5** |
| **1.60** | 0.0629 | 20 | 43 | **A1011.6** |
| **1.70** | 0.0669 | 20 | 43 | **A1011.7** |
| **1.75** | 0.0688 | 22 | 46 | **A1011.75** |
| **1.80** | 0.0708 | 22 | 46 | **A1011.8** |
| **1.90** | 0.0748 | 22 | 46 | **A1011.9** |
| **2.00** | 0.0787 | 24 | 49 | **A1012.0** |
| **2.10** | 0.0826 | 24 | 49 | **A1012.1** |
| **2.20** | 0.0866 | 27 | 53 | **A1012.2** |
| **2.30** | 0.0905 | 27 | 53 | **A1012.3** |
| **2.40** | 0.0944 | 30 | 57 | **A1012.4** |
| **2.50** | 0.0984 | 30 | 57 | **A1012.5** |
| **2.60** | 0.1023 | 30 | 57 | **A1012.6** |
| **2.70** | 0.1062 | 33 | 61 | **A1012.7** |
| **2.80** | 0.1102 | 33 | 61 | **A1012.8** |
| **2.90** | 0.1141 | 33 | 61 | **A1012.9** |
| **3.00** | 0.1181 | 33 | 61 | **A1013.0** |
| **3.20** | 0.1259 | 36 | 65 | **A1013.2** |

| $d_1$ Ø$h_8$ mm | $d_1$ decimal Inch | $l_2$ mm | $l_1$ mm | e-Code |
|---|---|---|---|---|
| **3.30** | 0.1299 | 36 | 65 | **A1013.3** |
| **3.50** | 0.1377 | 39 | 70 | **A1013.5** |
| **3.80** | 0.1496 | 43 | 75 | **A1013.8** |
| **4.00** | 0.1574 | 43 | 75 | **A1014.0** |
| **4.20** | 0.1653 | 43 | 75 | **A1014.2** |
| **4.50** | 0.1771 | 47 | 80 | **A1014.5** |
| **4.80** | 0.1889 | 52 | 86 | **A1014.8** |
| **5.00** | 0.1968 | 52 | 86 | **A1015.0** |
| **5.10** | 0.2007 | 52 | 86 | **A1015.1** |
| **5.20** | 0.2047 | 52 | 86 | **A1015.2** |
| **5.50** | 0.2165 | 57 | 93 | **A1015.5** |
| **6.00** | 0.2362 | 57 | 93 | **A1016.0** |
| **6.50** | 0.2559 | 63 | 101 | **A1016.5** |
| **7.00** | 0.2755 | 69 | 109 | **A1017.0** |
| **7.50** | 0.2952 | 69 | 109 | **A1017.5** |
| **8.00** | 0.3149 | 75 | 117 | **A1018.0** |
| **8.50** | 0.3346 | 75 | 117 | **A1018.5** |
| **9.00** | 0.3543 | 81 | 125 | **A1019.0** |
| **10.00** | 0.3937 | 87 | 133 | **A10110.0** |
| **11.00** | 0.4330 | 94 | 142 | **A10111.0** |
| **12.00** | 0.4724 | 101 | 151 | **A10112.0** |

# A103

- Jobber Drill
- Foret court
- Spiralbohrer
- Broca , serie corta
- Spiraalboren
- Broca Curta

## A103

■ 1.1 1.2 1.3 1.4 3.1 3.2

● 1.5 1.6 2.1 2.2 2.3 3.3 3.4 4.1 4.2 4.3 5.1 5.2 5.3 6.1 6.2 6.3 6.4 7.1 7.2 7.3 7.4 8.1 8.2 8.3 9.1

| $d_1$ Øh8 Inch | $d_1$ Øh8 mm | $d_1$ decimal Inch | $l_2$ mm | $l_1$ mm | e-Code |
|---|---|---|---|---|---|
| | 1.00 | 0.0393 | 12 | 34 | **A1031.0** |
| | 1.50 | 0.0590 | 18 | 40 | **A1031.5** |
| **1/16** | 1.59 | 0.0625 | 20 | 43 | **A1031/16** |
| **5/64** | 1.98 | 0.0779 | 24 | 49 | **A1035/64** |
| | 2.00 | 0.0787 | 24 | 49 | **A1032.0** |
| **3/32** | 2.38 | 0.0937 | 30 | 57 | **A1033/32** |
| | 2.50 | 0.0984 | 30 | 57 | **A1032.5** |
| **7/64** | 2.78 | 0.1094 | 33 | 61 | **A1037/64** |
| | 3.00 | 0.1181 | 33 | 61 | **A1033.0** |
| **1/8** | 3.18 | 0.1251 | 36 | 65 | **A1031/8** |
| | 3.50 | 0.1377 | 39 | 70 | **A1033.5** |
| **9/64** | 3.57 | 0.1405 | 39 | 70 | **A1039/64** |
| **5/32** | 3.97 | 0.1562 | 43 | 75 | **A1035/32** |
| | 4.00 | 0.1574 | 43 | 75 | **A1034.0** |
| **11/64** | 4.37 | 0.1720 | 47 | 80 | **A10311/64** |
| | 4.50 | 0.1771 | 47 | 80 | **A1034.5** |

| $d_1$ Øh8 Inch | $d_1$ Øh8 mm | $d_1$ decimal Inch | $l_2$ mm | $l_1$ mm | e-Code |
|---|---|---|---|---|---|
| **3/16** | 4.76 | 0.1874 | 52 | 86 | **A1033/16** |
| | 5.00 | 0.1968 | 52 | 86 | **A1035.0** |
| | 5.50 | 0.2165 | 57 | 93 | **A1035.5** |
| **7/32** | 5.56 | 0.2188 | 57 | 93 | **A1037/32** |
| | 6.00 | 0.2362 | 57 | 93 | **A1036.0** |
| **1/4** | 6.35 | 0.2500 | 63 | 101 | **A1031/4** |
| | 6.50 | 0.2559 | 63 | 101 | **A1036.5** |
| | 7.00 | 0.2755 | 69 | 109 | **A1037.0** |
| **5/16** | 7.94 | 0.3125 | 75 | 117 | **A1035/16** |
| | 8.00 | 0.3149 | 75 | 117 | **A1038.0** |
| **3/8** | 9.53 | 0.3751 | 87 | 133 | **A1033/8** |
| | 10.00 | 0.3937 | 87 | 133 | **A10310.0** |
| **1/2** | 12.70 | 0.5000 | 101 | 151 | **A1031/2** |

# A108

- Jobber Drill
- Foret court
- Spiralbohrer
- Broca , serie corta
- Spiraalboren
- Broca Curta

## A108

Split Point 1.6mm, 1/16” and above / Kreuzanschliff ab 1,6mmØ / Split Point boven 1,6mm, 1/16” / Affûtage en croix au dessus de 1,6 mm, 1/16 / Afilado en cruz desde1,6mm,1/16” / Afiamento em Cruz a partir de 1,6mm, 1/16” (inclusivé)

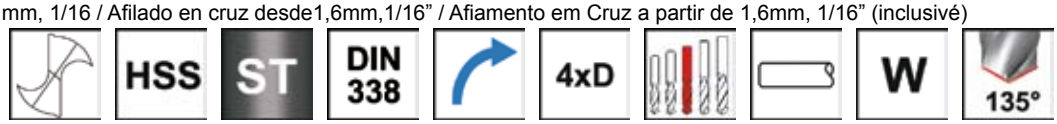


■ 2.2 2.3 4.1 4.2

● 1.1 1.2 1.3 1.4 1.5 1.6 2.1 3.1 3.2 3.3 3.4 4.3 5.1 5.2 5.3 6.1 6.2 6.3 6.4 7.1 7.2 7.3 7.4 8.1 8.2 8.3 9.1

| $d_1$ Ø$h_8$ Inch | $d_1$ Ø$h_8$ mm | $d_1$ decimal Inch | $l_2$ mm | $l_1$ mm | e-Code |
|---|---|---|---|---|---|
| | 1.00 | 0.0393 | 12 | 34 | **A1081.0** |
| | 1.10 | 0.0433 | 14 | 36 | **A1081.1** |
| | 1.20 | 0.0472 | 16 | 38 | **A1081.2** |
| | 1.30 | 0.0511 | 16 | 38 | **A1081.3** |
| | 1.40 | 0.0551 | 18 | 40 | **A1081.4** |
| | 1.50 | 0.0590 | 18 | 40 | **A1081.5** |
| **1/16** | 1.59 | 0.0625 | 20 | 43 | **A1081/16** |
| | 1.60 | 0.0629 | 20 | 43 | **A1081.6** |
| | 1.70 | 0.0669 | 20 | 43 | **A1081.7** |
| | 1.80 | 0.0708 | 22 | 46 | **A1081.8** |
| | 1.90 | 0.0748 | 22 | 46 | **A1081.9** |
| **5/64** | 1.98 | 0.0779 | 24 | 49 | **A1085/64** |
| | 2.00 | 0.0787 | 24 | 49 | **A1082.0** |
| | 2.10 | 0.0826 | 24 | 49 | **A1082.1** |
| | 2.20 | 0.0866 | 27 | 53 | **A1082.2** |
| | 2.30 | 0.0905 | 27 | 53 | **A1082.3** |
| **3/32** | 2.38 | 0.0937 | 30 | 57 | **A1083/32** |
| | 2.40 | 0.0944 | 30 | 57 | **A1082.4** |
| | 2.50 | 0.0984 | 30 | 57 | **A1082.5** |
| | 2.60 | 0.1023 | 30 | 57 | **A1082.6** |
| | 2.70 | 0.1062 | 33 | 61 | **A1082.7** |
| **7/64** | 2.78 | 0.1094 | 33 | 61 | **A1087/64** |
| | 2.80 | 0.1102 | 33 | 61 | **A1082.8** |
| | 2.90 | 0.1141 | 33 | 61 | **A1082.9** |
| | 3.00 | 0.1181 | 33 | 61 | **A1083.0** |
| | 3.10 | 0.1220 | 36 | 65 | **A1083.1** |
| **1/8** | 3.18 | 0.1251 | 36 | 65 | **A1081/8** |
| | 3.20 | 0.1259 | 36 | 65 | **A1083.2** |
| | 3.30 | 0.1299 | 36 | 65 | **A1083.3** |
| | 3.40 | 0.1338 | 39 | 70 | **A1083.4** |
| | 3.50 | 0.1377 | 39 | 70 | **A1083.5** |
| **9/64** | 3.57 | 0.1405 | 39 | 70 | **A1089/64** |
| | 3.60 | 0.1417 | 39 | 70 | **A1083.6** |
| | 3.70 | 0.1456 | 39 | 70 | **A1083.7** |
| | 3.80 | 0.1496 | 43 | 75 | **A1083.8** |
| | 3.90 | 0.1535 | 43 | 75 | **A1083.9** |
| **5/32** | 3.97 | 0.1562 | 43 | 75 | **A1085/32** |
| | 4.00 | 0.1574 | 43 | 75 | **A1084.0** |
| | 4.10 | 0.1604 | 43 | 75 | **A1084.1** |
| | 4.20 | 0.1653 | 43 | 75 | **A1084.2** |
| | 4.30 | 0.1692 | 47 | 80 | **A1084.3** |
| **11/64** | 4.37 | 0.1720 | 47 | 80 | **A10811/64** |

| $d_1$ Ø$h_8$ Inch | $d_1$ Ø$h_8$ mm | $d_1$ decimal Inch | $l_2$ mm | $l_1$ mm | e-Code |
|---|---|---|---|---|---|
| | 4.40 | 0.1732 | 47 | 80 | **A1084.4** |
| | 4.50 | 0.1771 | 47 | 80 | **A1084.5** |
| | 4.60 | 0.1811 | 47 | 80 | **A1084.6** |
| | 4.70 | 0.1850 | 47 | 80 | **A1084.7** |
| **3/16** | 4.76 | 0.1874 | 52 | 86 | **A1083/16** |
| | 4.80 | 0.1889 | 52 | 86 | **A1084.8** |
| | 4.90 | 0.1929 | 52 | 86 | **A1084.9** |
| | 5.00 | 0.1968 | 52 | 86 | **A1085.0** |
| | 5.10 | 0.2007 | 52 | 86 | **A1085.1** |
| **13/64** | 5.16 | 0.2031 | 52 | 86 | **A10813/64** |
| | 5.20 | 0.2047 | 52 | 86 | **A1085.2** |
| | 5.30 | 0.2086 | 52 | 86 | **A1085.3** |
| | 5.40 | 0.2125 | 57 | 93 | **A1085.4** |
| | 5.50 | 0.2165 | 57 | 93 | **A1085.5** |
| **7/32** | 5.56 | 0.2188 | 57 | 93 | **A1087/32** |
| | 5.60 | 0.2204 | 57 | 93 | **A1085.6** |
| | 5.70 | 0.2244 | 57 | 93 | **A1085.7** |
| | 5.80 | 0.2283 | 57 | 93 | **A1085.8** |
| | 5.90 | 0.2322 | 57 | 93 | **A1085.9** |
| | 6.00 | 0.2362 | 57 | 93 | **A1086.0** |
| | 6.10 | 0.2401 | 63 | 101 | **A1086.1** |
| | 6.20 | 0.2440 | 63 | 101 | **A1086.2** |
| | 6.30 | 0.2480 | 63 | 101 | **A1086.3** |
| **1/4** | 6.35 | 0.2500 | 63 | 101 | **A1081/4** |
| | 6.40 | 0.2519 | 63 | 101 | **A1086.4** |
| | 6.50 | 0.2559 | 63 | 101 | **A1086.5** |
| | 6.60 | 0.2598 | 63 | 101 | **A1086.6** |
| | 6.70 | 0.2637 | 63 | 101 | **A1086.7** |
| | 6.80 | 0.2677 | 69 | 109 | **A1086.8** |
| | 6.90 | 0.2716 | 69 | 109 | **A1086.9** |
| | 7.00 | 0.2755 | 69 | 109 | **A1087.0** |
| | 7.10 | 0.2795 | 69 | 109 | **A1087.1** |
| **9/32** | 7.14 | 0.2811 | 69 | 109 | **A1089/32** |
| | 7.20 | 0.2834 | 69 | 109 | **A1087.2** |
| | 7.30 | 0.2874 | 69 | 109 | **A1087.3** |
| | 7.40 | 0.2913 | 69 | 109 | **A1087.4** |
| | 7.50 | 0.2952 | 69 | 109 | **A1087.5** |
| | 7.60 | 0.2992 | 75 | 117 | **A1087.6** |
| | 7.70 | 0.3031 | 75 | 117 | **A1087.7** |
| | 7.80 | 0.3070 | 75 | 117 | **A1087.8** |
| | 7.90 | 0.3110 | 75 | 117 | **A1087.9** |
| **5/16** | 7.94 | 0.3125 | 75 | 117 | **A1085/16** |

# A108

| $d_1$ Ø$h_8$ Inch | $d_1$ Ø$h_8$ mm | $d_1$ decimal Inch | $l_2$ mm | $l_1$ mm | e-Code |
|---|---|---|---|---|---|
| | 8.00 | 0.3149 | 75 | 117 | **A1088.0** |
| | 8.10 | 0.3188 | 75 | 117 | **A1088.1** |
| | 8.20 | 0.3228 | 75 | 117 | **A1088.2** |
| | 8.30 | 0.3267 | 75 | 117 | **A1088.3** |
| | 8.40 | 0.3307 | 75 | 117 | **A1088.4** |
| | 8.50 | 0.3346 | 75 | 117 | **A1088.5** |
| | 8.60 | 0.3385 | 81 | 125 | **A1088.6** |
| | 8.70 | 0.3425 | 81 | 125 | **A1088.7** |
| **11/32** | 8.73 | 0.3437 | 81 | 125 | **A10811/32** |
| | 8.80 | 0.3464 | 81 | 125 | **A1088.8** |
| | 8.90 | 0.3503 | 81 | 125 | **A1088.9** |
| | 9.00 | 0.3543 | 81 | 125 | **A1089.0** |
| | 9.10 | 0.3582 | 81 | 125 | **A1089.1** |
| | 9.20 | 0.3622 | 81 | 125 | **A1089.2** |
| | 9.30 | 0.3661 | 81 | 125 | **A1089.3** |
| | 9.40 | 0.3700 | 81 | 125 | **A1089.4** |
| | 9.50 | 0.3740 | 81 | 125 | **A1089.5** |
| **3/8** | 9.53 | 0.3751 | 87 | 133 | **A1083/8** |
| | 9.60 | 0.3779 | 87 | 133 | **A1089.6** |
| | 9.70 | 0.3818 | 87 | 133 | **A1089.7** |
| | 9.80 | 0.3858 | 87 | 133 | **A1089.8** |
| | 9.90 | 0.3897 | 87 | 133 | **A1089.9** |
| | 10.00 | 0.3937 | 87 | 133 | **A10810.0** |
| | 10.20 | 0.4015 | 87 | 133 | **A10810.2** |

| $d_1$ Ø$h_8$ Inch | $d_1$ Ø$h_8$ mm | $d_1$ decimal Inch | $l_2$ mm | $l_1$ mm | e-Code |
|---|---|---|---|---|---|
| **13/32** | 10.32 | 0.4062 | 87 | 133 | **A10813/32** |
| | 10.50 | 0.4133 | 87 | 133 | **A10810.5** |
| | 10.80 | 0.4251 | 94 | 142 | **A10810.8** |
| | 11.00 | 0.4330 | 94 | 142 | **A10811.0** |
| **7/16** | 11.11 | 0.4374 | 94 | 142 | **A1087/16** |
| | 11.50 | 0.4527 | 94 | 142 | **A10811.5** |
| | 11.80 | 0.4645 | 94 | 142 | **A10811.8** |
| **15/32** | 11.91 | 0.4688 | 101 | 151 | **A10815/32** |
| | 12.00 | 0.4724 | 101 | 151 | **A10812.0** |
| | 12.20 | 0.4803 | 101 | 151 | **A10812.2** |
| | 12.50 | 0.4921 | 101 | 151 | **A10812.5** |
| **1/2** | 12.70 | 0.5000 | 101 | 151 | **A1081/2** |
| | 12.80 | 0.5039 | 101 | 151 | **A10812.8** |
| | 12.90 | 0.5078 | 101 | 151 | **A10812.9** |
| | 13.00 | 0.5118 | 101 | 151 | **A10813.0** |
| | 13.50 | 0.5314 | 108 | 160 | **A10813.5** |
| | 14.00 | 0.5511 | 108 | 160 | **A10814.0** |
| | 14.50 | 0.5708 | 114 | 169 | **A10814.5** |
| | 15.00 | 0.5905 | 114 | 169 | **A10815.0** |
| | 15.25 | 0.6003 | 120 | 178 | **A10815.25** |
| | 15.50 | 0.6102 | 120 | 178 | **A10815.5** |
| | 16.00 | 0.6299 | 120 | 178 | **A10816.0** |

# A170

- 1/2” Reduced Parallel Shank Drill
- Foret queue dégagée de 12,7 mm
- Spiralbohrer zylindrisch, Schaft 12,7 Ø
- Brocas de mango cilindrico, Mango rebajado 1/2”
- Spiraalboor met 1/2” cilindrische schacht
- Broca Cilíndrica c/ Haste de 12,7mm

## A170

- 1.1 1.2 1.3 1.4 1.5 1.6 2.1 2.2 2.3 3.1 3.2 3.3 3.4 4.1 4.2 4.3 5.1 5.2 5.3 6.1 6.2 6.3 6.4 7.1 7.2 7.3 7.4 8.1 8.2 8.3 9.1

| $d_1$ Ø$h_8$ Inch | $d_1$ Ø$h_8$ mm | $d_1$ decimal Inch | $l_2$ Inch | $l_1$ Inch | $l_2$ mm | $l_1$ mm | e-Code |
|---|---|---|---|---|---|---|---|
| | 13.00 | 0.5118 | | | 83 | 156 | **A17013.0** |
| **17/32** | 13.494 | 0.5312 | 3.1/8 | 6“ | | | **A17017/32** |
| | 13.50 | 0.5315 | | | 83 | 156 | **A17013.5** |
| | 14.00 | 0.5512 | | | 83 | 156 | **A17014.0** |
| **9/16** | 14.288 | 0.5625 | 3.1/8 | 6“ | | | **A1709/16** |
| | 14.50 | 0.5709 | | | 83 | 156 | **A17014.5** |
| | 15.00 | 0.5905 | | | 83 | 156 | **A17015.0** |
| **19/32** | 15.081 | 0.5938 | 3.1/8 | 6“ | | | **A17019/32** |
| | 15.50 | 0.6102 | | | 83 | 156 | **A17015.5** |
| **5/8** | 15.875 | 0.6250 | 3.1/8 | 6“ | | | **A1705/8** |
| | 16.00 | 0.6299 | | | 84 | 157 | **A17016.0** |
| | 16.50 | 0.6496 | | | 84 | 157 | **A17016.5** |
| **21/32** | 16.669 | 0.6562 | 3.1/8 | 6“ | | | **A17021/32** |
| | 17.00 | 0.6693 | | | 84 | 157 | **A17017.0** |
| **11/16** | 17.463 | 0.6875 | 3.1/8 | 6“ | | | **A17011/16** |
| | 17.50 | 0.6890 | | | 84 | 157 | **A17017.5** |
| | 18.00 | 0.7087 | | | 84 | 157 | **A17018.0** |
| **23/32** | 18.256 | 0.7188 | 3.1/8 | 6“ | | | **A17023/32** |
| | 18.50 | 0.7283 | | | 84 | 157 | **A17018.5** |
| | 19.00 | 0.7480 | | | 84 | 157 | **A17019.0** |

| $d_1$ Ø$h_8$ Inch | $d_1$ Ø$h_8$ mm | $d_1$ decimal Inch | $l_2$ Inch | $l_1$ Inch | $l_2$ mm | $l_1$ mm | e-Code |
|---|---|---|---|---|---|---|---|
| **3/4** | 19.05 | 0.7500 | 3.1/8 | 6“ | | | **A1703/4** |
| | 19.50 | 0.7677 | | | 81 | 158 | **A17019.5** |
| **25/32** | 19.844 | 0.7812 | 3“ | 6“ | | | **A17025/32** |
| | 20.00 | 0.7874 | | | 81 | 158 | **A17020.0** |
| **13/16** | 20.638 | 0.8125 | 3“ | 6“ | | | **A17013/16** |
| | 21.00 | 0.8268 | | | 82 | 158 | **A17021.0** |
| | 22.00 | 0.8661 | | | 82 | 158 | **A17022.0** |
| **7/8** | 22.225 | 0.8750 | 3“ | 6“ | | | **A1707/8** |
| | 23.00 | 0.9055 | | | 82 | 158 | **A17023.0** |
| **15/16** | 23.813 | 0.9375 | 3“ | 6“ | | | **A17015/16** |
| | 24.00 | 0.9449 | | | 83 | 159 | **A17024.0** |
| | 25.00 | 0.9842 | | | 83 | 159 | **A17025.0** |
| **1“** | 25.400 | 1.0000 | 3“ | 6“ | | | **A1701** |
| **1.1/16** | 26.988 | 1.0625 | 3“ | 6“ | | | **A1701.1/16** |
| **1.1/8** | 28.575 | 1.1250 | 3“ | 6“ | | | **A1701.1/8** |
| **1.3/16** | 30.163 | 1.1875 | 3“ | 6“ | | | **A1701.3/16** |
| **1.1/4** | 31.750 | 1.2500 | 3“ | 6“ | | | **A1701.1/4** |
| **1.5/16** | 33.338 | 1.3125 | 3“ | 6“ | | | **A1701.5/16** |
| **1.3/8** | 34.925 | 1.3750 | 3“ | 6“ | | | **A1701.3/8** |
| **1.1/2** | 38.10 | 1.5000 | 3“ | 6“ | | | **A1701.1/2** |

# A002

DORMER

- Jobber Drill
- Foret court
- Spiralbohrer
- Broca , serie corta
- Spiraalboren
- Broca Curta

## A002

Bright below 2.0mm, TiN Tipped and Split Point 2.0mm and above / Blank bis 2.0 mm, TiN-tip beschichtet mit Kreuzanschliff ab 2,0 mm / Blank tot 2.0 mm, TiN-Tip gecoat met Kruisslijping vanaf 2.0 mm / Brillant en dessous de 2,0mm, TIN en pointe et affutage en croix au dessus de 2,0 mm (y inclus) / Brillante por debajo de 2.0mm, Punta de TiN y rectificado de la punta a partir 2.0mm / Brilhante abaixo de 2.0mm, Cobertura TiN e Afiação em Cruz para 2.0mm e acima

■ 1.1 1.2 1.3 1.4 3.1 3.2 7.1 7.2 8.1 8.2

● 1.5 1.6 2.1 2.2 2.3 3.3 3.4 4.1 4.2 4.3 5.1 5.2 5.3 6.1 6.2 6.3 6.4 7.3 7.4 8.3 9.1

| $d_1$ Øh8 Inch | $d_1$ Øh8 mm | $d_1$ decimal Inch | $l_2$ mm | $l_1$ mm | e-Code |
|---|---|---|---|---|---|
| | 1.00 | 0.0393 | 12 | 34 | **A0021.0** |
| | 1.10 | 0.0433 | 14 | 36 | **A0021.1** |
| **3/64** | 1.19 | 0.0468 | 16 | 38 | **A0023/64** |
| | 1.20 | 0.0472 | 16 | 38 | **A0021.2** |
| | 1.30 | 0.0511 | 16 | 38 | **A0021.3** |
| | 1.40 | 0.0551 | 18 | 40 | **A0021.4** |
| | 1.50 | 0.0590 | 18 | 40 | **A0021.5** |
| **1/16** | 1.59 | 0.0625 | 20 | 43 | **A0021/16** |
| | 1.60 | 0.0629 | 20 | 43 | **A0021.6** |
| | 1.70 | 0.0669 | 20 | 43 | **A0021.7** |
| | 1.80 | 0.0708 | 22 | 46 | **A0021.8** |
| | 1.90 | 0.0748 | 22 | 46 | **A0021.9** |
| **5/64** | 1.98 | 0.0779 | 24 | 49 | **A0025/64** |
| | 2.00 | 0.0787 | 24 | 49 | **A0022.0** |
| | 2.10 | 0.0826 | 24 | 49 | **A0022.1** |
| | 2.20 | 0.0866 | 27 | 53 | **A0022.2** |
| | 2.30 | 0.0905 | 27 | 53 | **A0022.3** |
| **3/32** | 2.38 | 0.0937 | 30 | 57 | **A0023/32** |
| | 2.40 | 0.0944 | 30 | 57 | **A0022.4** |
| | 2.50 | 0.0984 | 30 | 57 | **A0022.5** |
| | 2.60 | 0.1023 | 30 | 57 | **A0022.6** |
| | 2.70 | 0.1062 | 33 | 61 | **A0022.7** |
| **7/64** | 2.78 | 0.1094 | 33 | 61 | **A0027/64** |
| | 2.80 | 0.1102 | 33 | 61 | **A0022.8** |
| | 2.90 | 0.1141 | 33 | 61 | **A0022.9** |
| | 3.00 | 0.1181 | 33 | 61 | **A0023.0** |
| | 3.10 | 0.1220 | 36 | 65 | **A0023.1** |
| **1/8** | 3.18 | 0.1251 | 36 | 65 | **A0021/8** |
| | 3.20 | 0.1259 | 36 | 65 | **A0023.2** |
| | 3.25 | 0.1280 | 36 | 65 | **A0023.25** |
| | 3.30 | 0.1299 | 36 | 65 | **A0023.3** |
| | 3.40 | 0.1338 | 39 | 70 | **A0023.4** |
| | 3.50 | 0.1377 | 39 | 70 | **A0023.5** |
| **9/64** | 3.57 | 0.1405 | 39 | 70 | **A0029/64** |
| | 3.60 | 0.1417 | 39 | 70 | **A0023.6** |
| | 3.70 | 0.1456 | 39 | 70 | **A0023.7** |
| | 3.80 | 0.1496 | 43 | 75 | **A0023.8** |
| | 3.90 | 0.1535 | 43 | 75 | **A0023.9** |
| **5/32** | 3.97 | 0.1562 | 43 | 75 | **A0025/32** |
| | 4.00 | 0.1574 | 43 | 75 | **A0024.0** |

| $d_1$ Øh8 Inch | $d_1$ Øh8 mm | $d_1$ decimal Inch | $l_2$ mm | $l_1$ mm | e-Code |
|---|---|---|---|---|---|
| | 4.10 | 0.1614 | 43 | 75 | **A0024.1** |
| | 4.20 | 0.1653 | 43 | 75 | **A0024.2** |
| | 4.30 | 0.1692 | 47 | 80 | **A0024.3** |
| **11/64** | 4.37 | 0.1725 | 47 | 80 | **A00211/64** |
| | 4.40 | 0.1732 | 47 | 80 | **A0024.4** |
| | 4.50 | 0.1771 | 47 | 80 | **A0024.5** |
| | 4.60 | 0.1811 | 47 | 80 | **A0024.6** |
| | 4.70 | 0.1850 | 47 | 80 | **A0024.7** |
| **3/16** | 4.76 | 0.1874 | 52 | 86 | **A0023/16** |
| | 4.80 | 0.1889 | 52 | 86 | **A0024.8** |
| | 4.90 | 0.1929 | 52 | 86 | **A0024.9** |
| | 5.00 | 0.1968 | 52 | 86 | **A0025.0** |
| | 5.10 | 0.2007 | 52 | 86 | **A0025.1** |
| **13/64** | 5.16 | 0.2031 | 52 | 86 | **A00213/64** |
| | 5.20 | 0.2047 | 52 | 86 | **A0025.2** |
| | 5.30 | 0.2086 | 52 | 86 | **A0025.3** |
| | 5.40 | 0.2125 | 57 | 93 | **A0025.4** |
| | 5.50 | 0.2165 | 57 | 93 | **A0025.5** |
| **7/32** | 5.56 | 0.2188 | 57 | 93 | **A0027/32** |
| | 5.60 | 0.2204 | 57 | 93 | **A0025.6** |
| | 5.70 | 0.2244 | 57 | 93 | **A0025.7** |
| | 5.80 | 0.2283 | 57 | 93 | **A0025.8** |
| | 5.90 | 0.2322 | 57 | 93 | **A0025.9** |
| **15/64** | 5.95 | 0.2342 | 57 | 93 | **A00215/64** |
| | 6.00 | 0.2362 | 57 | 93 | **A0026.0** |
| | 6.10 | 0.2401 | 63 | 101 | **A0026.1** |
| | 6.20 | 0.2440 | 63 | 101 | **A0026.2** |
| | 6.30 | 0.2480 | 63 | 101 | **A0026.3** |
| **1/4** | 6.35 | 0.2500 | 63 | 101 | **A0021/4** |
| | 6.40 | 0.2519 | 63 | 101 | **A0026.4** |
| | 6.50 | 0.2559 | 63 | 101 | **A0026.5** |
| | 6.60 | 0.2598 | 63 | 101 | **A0026.6** |
| | 6.70 | 0.2637 | 63 | 101 | **A0026.7** |
| **17/64** | 6.75 | 0.2657 | 69 | 109 | **A00217/64** |
| | 6.80 | 0.2677 | 69 | 109 | **A0026.8** |
| | 6.90 | 0.2716 | 69 | 109 | **A0026.9** |
| | 7.00 | 0.2755 | 69 | 109 | **A0027.0** |
| | 7.10 | 0.2795 | 69 | 109 | **A0027.1** |
| **9/32** | 7.14 | 0.2811 | 69 | 109 | **A0029/32** |
| | 7.20 | 0.2834 | 69 | 109 | **A0027.2** |

# A002

| $d_1$ Øh$_8$ Inch | $d_1$ Øh$_8$ mm | $d_1$ decimal Inch | $l_2$ mm | $l_1$ mm | e-Code |
|---|---|---|---|---|---|
| | 7.30 | 0.2874 | 69 | 109 | **A0027.3** |
| | 7.40 | 0.2913 | 69 | 109 | **A0027.4** |
| | 7.50 | 0.2952 | 69 | 109 | **A0027.5** |
| **19/64** | 7.54 | 0.2968 | 75 | 117 | **A00219/64** |
| | 7.60 | 0.2992 | 75 | 117 | **A0027.6** |
| | 7.70 | 0.3031 | 75 | 117 | **A0027.7** |
| | 7.80 | 0.3070 | 75 | 117 | **A0027.8** |
| | 7.90 | 0.3110 | 75 | 117 | **A0027.9** |
| **5/16** | 7.94 | 0.3125 | 75 | 117 | **A0025/16** |
| | 8.00 | 0.3149 | 75 | 117 | **A0028.0** |
| | 8.10 | 0.3188 | 75 | 117 | **A0028.1** |
| | 8.20 | 0.3228 | 75 | 117 | **A0028.2** |
| | 8.30 | 0.3267 | 75 | 117 | **A0028.3** |
| **21/64** | 8.33 | 0.3279 | 75 | 117 | **A00221/64** |
| | 8.40 | 0.3307 | 75 | 117 | **A0028.4** |
| | 8.50 | 0.3346 | 75 | 117 | **A0028.5** |
| | 8.60 | 0.3385 | 81 | 125 | **A0028.6** |
| | 8.70 | 0.3425 | 81 | 125 | **A0028.7** |
| **11/32** | 8.73 | 0.3437 | 81 | 125 | **A00211/32** |
| | 8.80 | 0.3464 | 81 | 125 | **A0028.8** |
| | 8.90 | 0.3503 | 81 | 125 | **A0028.9** |
| | 9.00 | 0.3543 | 81 | 125 | **A0029.0** |
| | 9.10 | 0.3582 | 81 | 125 | **A0029.1** |
| **23/64** | 9.13 | 0.3594 | 81 | 125 | **A00223/64** |
| | 9.20 | 0.3622 | 81 | 125 | **A0029.2** |
| | 9.30 | 0.3661 | 81 | 125 | **A0029.3** |
| | 9.40 | 0.3700 | 81 | 125 | **A0029.4** |
| | 9.50 | 0.3740 | 81 | 125 | **A0029.5** |
| **3/8** | 9.53 | 0.3751 | 87 | 133 | **A0023/8** |
| | 9.60 | 0.3779 | 87 | 133 | **A0029.6** |
| | 9.70 | 0.3818 | 87 | 133 | **A0029.7** |
| | 9.80 | 0.3858 | 87 | 133 | **A0029.8** |
| | 9.90 | 0.3897 | 87 | 133 | **A0029.9** |
| **25/64** | 9.92 | 0.3905 | 87 | 133 | **A00225/64** |
| | 10.00 | 0.3937 | 87 | 133 | **A00210.0** |
| | 10.10 | 0.3976 | 87 | 133 | **A00210.1** |
| | 10.20 | 0.4015 | 87 | 133 | **A00210.2** |
| | 10.30 | 0.4055 | 87 | 133 | **A00210.3** |
| **13/32** | 10.32 | 0.4062 | 87 | 133 | **A00213/32** |
| | 10.40 | 0.4094 | 87 | 133 | **A00210.4** |
| | 10.50 | 0.4133 | 87 | 133 | **A00210.5** |
| | 10.60 | 0.4173 | 87 | 133 | **A00210.6** |
| | 10.70 | 0.4212 | 94 | 142 | **A00210.7** |
| **27/64** | 10.72 | 0.4220 | 94 | 142 | **A00227/64** |
| | 10.80 | 0.4251 | 94 | 142 | **A00210.8** |
| | 10.90 | 0.4291 | 94 | 142 | **A00210.9** |
| | 11.00 | 0.4330 | 94 | 142 | **A00211.0** |
| | 11.10 | 0.4370 | 94 | 142 | **A00211.1** |
| **7/16** | 11.11 | 0.4374 | 94 | 142 | **A0027/16** |
| | 11.20 | 0.4409 | 94 | 142 | **A00211.2** |

| $d_1$ Øh$_8$ Inch | $d_1$ Øh$_8$ mm | $d_1$ decimal Inch | $l_2$ mm | $l_1$ mm | e-Code |
|---|---|---|---|---|---|
| | 11.30 | 0.4448 | 94 | 142 | **A00211.3** |
| | 11.40 | 0.4488 | 94 | 142 | **A00211.4** |
| | 11.50 | 0.4527 | 94 | 142 | **A00211.5** |
| **29/64** | 11.51 | 0.4531 | 94 | 142 | **A00229/64** |
| | 11.60 | 0.4566 | 94 | 142 | **A00211.6** |
| | 11.70 | 0.4606 | 94 | 142 | **A00211.7** |
| | 11.80 | 0.4645 | 94 | 142 | **A00211.8** |
| | 11.90 | 0.4685 | 101 | 151 | **A00211.9** |
| **15/32** | 11.91 | 0.4688 | 101 | 151 | **A00215/32** |
| | 12.00 | 0.4724 | 101 | 151 | **A00212.0** |
| | 12.10 | 0.4763 | 101 | 151 | **A00212.1** |
| | 12.20 | 0.4803 | 101 | 151 | **A00212.2** |
| | 12.30 | 0.4842 | 101 | 151 | **A00212.3** |
| **31/64** | 12.30 | 0.4842 | 101 | 151 | **A00231/64** |
| | 12.40 | 0.4881 | 101 | 151 | **A00212.4** |
| | 12.50 | 0.4920 | 101 | 151 | **A00212.5** |
| | 12.60 | 0.4960 | 101 | 151 | **A00212.6** |
| | 12.70 | 0.5000 | 101 | 151 | **A00212.7** |
| **1/2** | 12.70 | 0.5000 | 101 | 151 | **A0021/2** |
| | 12.80 | 0.5039 | 101 | 151 | **A00212.8** |
| | 12.90 | 0.5078 | 101 | 151 | **A00212.9** |
| | 13.00 | 0.5118 | 101 | 151 | **A00213.0** |
| **33/64** | 13.10 | 0.5157 | 101 | 151 | **A00233/64** |
| | 13.10 | 0.5157 | 101 | 151 | **A00213.1** |
| | 13.20 | 0.5196 | 101 | 151 | **A00213.2** |
| | 13.25 | 0.5216 | 108 | 160 | **A00213.25** |
| | 13.30 | 0.5236 | 108 | 160 | **A00213.3** |
| | 13.40 | 0.5275 | 108 | 160 | **A00213.4** |
| **17/32** | 13.49 | 0.5295 | 108 | 160 | **A00217/32** |
| | 13.50 | 0.5314 | 108 | 160 | **A00213.5** |
| | 13.60 | 0.5354 | 108 | 160 | **A00213.6** |
| | 13.70 | 0.5393 | 108 | 160 | **A00213.7** |
| | 13.75 | 0.5413 | 108 | 160 | **A00213.75** |
| | 13.80 | 0.5433 | 108 | 160 | **A00213.8** |
| **35/64** | 13.89 | 0.5468 | 108 | 160 | **A00235/64** |
| | 13.90 | 0.5472 | 108 | 160 | **A00213.9** |
| | 14.00 | 0.5511 | 108 | 160 | **A00214.0** |
| | 14.25 | 0.5610 | 114 | 169 | **A00214.25** |
| **9/16** | 14.29 | 0.5625 | 114 | 169 | **A0029/16** |
| | 14.50 | 0.5708 | 114 | 169 | **A00214.5** |
| **37/64** | 14.68 | 0.5779 | 114 | 169 | **A00237/64** |
| | 14.75 | 0.5807 | 114 | 169 | **A00214.75** |
| | 15.00 | 0.5905 | 114 | 169 | **A00215.0** |
| **19/32** | 15.08 | 0.5937 | 120 | 178 | **A00219/32** |
| | 15.25 | 0.6003 | 120 | 178 | **A00215.25** |
| **39/64** | 15.48 | 0.6094 | 120 | 178 | **A00239/64** |
| | 15.50 | 0.6102 | 120 | 178 | **A00215.5** |
| | 15.75 | 0.6200 | 120 | 178 | **A00215.75** |
| **5/8** | 15.88 | 0.6251 | 120 | 178 | **A0025/8** |
| | 16.00 | 0.6299 | 120 | 178 | **A00216.0** |

# A510

DORMER

- ADX Jobber Drill
- ADX Spiralbohrer
- ADX spiraalboren
- Foret court ADX
- Broca ADX , serie corta
- Broca ADX Curta

ADX

## A510

■ 1.1 1.2 1.3 1.4 1.5 2.1 2.2 3.1 3.2 3.3 3.4 6.2 6.3 7.2 7.3 7.4 8.1 8.2 8.3

● 1.6 2.3 4.1 4.2 4.3 5.1 5.2 5.3 6.1 6.4 7.1

| $d_1$ Øh8 Inch | $d_1$ Øh8 mm | $d_1$ decimal Inch | $l_2$ mm | $l_1$ mm | e-Code |
|---|---|---|---|---|---|
| | 3.00 | 0.1181 | 33 | 61 | **A5103.0** |
| | 3.10 | 0.1220 | 36 | 65 | **A5103.1** |
| **1/8** | 3.18 | 0.1250 | 36 | 65 | **A5101/8** |
| | 3.20 | 0.1259 | 36 | 65 | **A5103.2** |
| | 3.30 | 0.1299 | 36 | 65 | **A5103.3** |
| | 3.40 | 0.1338 | 39 | 70 | **A5103.4** |
| | 3.50 | 0.1377 | 39 | 70 | **A5103.5** |
| **9/64** | 3.57 | 0.1405 | 39 | 70 | **A5109/64** |
| | 3.60 | 0.1417 | 39 | 70 | **A5103.6** |
| | 3.70 | 0.1456 | 39 | 70 | **A5103.7** |
| | 3.80 | 0.1496 | 43 | 75 | **A5103.8** |
| | 3.90 | 0.1535 | 43 | 75 | **A5103.9** |
| **5/32** | 3.97 | 0.1562 | 43 | 75 | **A5105/32** |
| | 4.00 | 0.1574 | 43 | 75 | **A5104.0** |
| | 4.10 | 0.1614 | 43 | 75 | **A5104.1** |
| | 4.20 | 0.1653 | 43 | 75 | **A5104.2** |
| | 4.30 | 0.1692 | 47 | 80 | **A5104.3** |
| **11/64** | 4.37 | 0.1720 | 47 | 80 | **A51011/64** |
| | 4.40 | 0.1732 | 47 | 80 | **A5104.4** |
| | 4.50 | 0.1771 | 47 | 80 | **A5104.5** |
| | 4.60 | 0.1811 | 47 | 80 | **A5104.6** |
| | 4.70 | 0.1850 | 47 | 80 | **A5104.7** |
| **3/16** | 4.76 | 0.1874 | 52 | 86 | **A5103/16** |
| | 4.80 | 0.1889 | 52 | 86 | **A5104.8** |
| | 4.90 | 0.1929 | 52 | 86 | **A5104.9** |
| | 5.00 | 0.1968 | 52 | 86 | **A5105.0** |
| | 5.10 | 0.2007 | 52 | 86 | **A5105.1** |
| **13/64** | 5.16 | 0.2031 | 52 | 86 | **A51013/64** |
| | 5.20 | 0.2047 | 52 | 86 | **A5105.2** |
| | 5.30 | 0.2086 | 52 | 86 | **A5105.3** |
| | 5.40 | 0.2125 | 57 | 93 | **A5105.4** |
| | 5.50 | 0.2165 | 57 | 93 | **A5105.5** |
| **7/32** | 5.56 | 0.2188 | 57 | 93 | **A5107/32** |
| | 5.60 | 0.2204 | 57 | 93 | **A5105.6** |
| | 5.70 | 0.2244 | 57 | 93 | **A5105.7** |
| | 5.80 | 0.2283 | 57 | 93 | **A5105.8** |
| | 5.90 | 0.2322 | 57 | 93 | **A5105.9** |
| **15/64** | 5.95 | 0.2342 | 57 | 93 | **A51015/64** |
| | 6.00 | 0.2362 | 57 | 93 | **A5106.0** |
| | 6.10 | 0.2401 | 63 | 101 | **A5106.1** |
| | 6.20 | 0.2440 | 63 | 101 | **A5106.2** |
| | 6.30 | 0.2480 | 63 | 101 | **A5106.3** |
| **1/4** | 6.35 | 0.2500 | 63 | 101 | **A5101/4** |
| | 6.40 | 0.2519 | 63 | 101 | **A5106.4** |

| $d_1$ Øh8 Inch | $d_1$ Øh8 mm | $d_1$ decimal Inch | $l_2$ mm | $l_1$ mm | e-Code |
|---|---|---|---|---|---|
| | 6.50 | 0.2559 | 63 | 101 | **A5106.5** |
| | 6.60 | 0.2598 | 63 | 101 | **A5106.6** |
| | 6.70 | 0.2637 | 63 | 101 | **A5106.7** |
| **17/64** | 6.75 | 0.2657 | 69 | 109 | **A51017/64** |
| | 6.80 | 0.2677 | 69 | 109 | **A5106.8** |
| | 6.90 | 0.2716 | 69 | 109 | **A5106.9** |
| | 7.00 | 0.2755 | 69 | 109 | **A5107.0** |
| | 7.10 | 0.2795 | 69 | 109 | **A5107.1** |
| **9/32** | 7.14 | 0.2811 | 69 | 109 | **A5109/32** |
| | 7.20 | 0.2834 | 69 | 109 | **A5107.2** |
| | 7.30 | 0.2874 | 69 | 109 | **A5107.3** |
| | 7.40 | 0.2913 | 69 | 109 | **A5107.4** |
| | 7.50 | 0.2952 | 69 | 109 | **A5107.5** |
| **19/64** | 7.54 | 0.2968 | 75 | 117 | **A51019/64** |
| | 7.60 | 0.2992 | 75 | 117 | **A5107.6** |
| | 7.70 | 0.3031 | 75 | 117 | **A5107.7** |
| | 7.80 | 0.3070 | 75 | 117 | **A5107.8** |
| | 7.90 | 0.3110 | 75 | 117 | **A5107.9** |
| **5/16** | 7.94 | 0.3125 | 75 | 117 | **A5105/16** |
| | 8.00 | 0.3149 | 75 | 117 | **A5108.0** |
| | 8.10 | 0.3188 | 75 | 117 | **A5108.1** |
| | 8.20 | 0.3228 | 75 | 117 | **A5108.2** |
| | 8.30 | 0.3267 | 75 | 117 | **A5108.3** |
| **21/64** | 8.33 | 0.3279 | 75 | 117 | **A51021/64** |
| | 8.40 | 0.3307 | 75 | 117 | **A5108.4** |
| | 8.50 | 0.3346 | 75 | 117 | **A5108.5** |
| | 8.60 | 0.3385 | 81 | 125 | **A5108.6** |
| | 8.70 | 0.3425 | 81 | 125 | **A5108.7** |
| **11/32** | 8.73 | 0.3437 | 81 | 125 | **A51011/32** |
| | 8.80 | 0.3464 | 81 | 125 | **A5108.8** |
| | 8.90 | 0.3503 | 81 | 125 | **A5108.9** |
| | 9.00 | 0.3543 | 81 | 125 | **A5109.0** |
| | 9.10 | 0.3582 | 81 | 125 | **A5109.1** |
| **23/64** | 9.13 | 0.3594 | 81 | 125 | **A51023/64** |
| | 9.20 | 0.3622 | 81 | 125 | **A5109.2** |
| | 9.30 | 0.3661 | 81 | 125 | **A5109.3** |
| | 9.40 | 0.3700 | 81 | 125 | **A5109.4** |
| | 9.50 | 0.3740 | 81 | 125 | **A5109.5** |
| **3/8** | 9.53 | 0.3750 | 87 | 133 | **A5103/8** |
| | 9.60 | 0.3779 | 87 | 133 | **A5109.6** |
| | 9.70 | 0.3818 | 87 | 133 | **A5109.7** |
| | 9.80 | 0.3858 | 87 | 133 | **A5109.8** |
| | 9.90 | 0.3897 | 87 | 133 | **A5109.9** |
| **25/64** | 9.92 | 0.3905 | 87 | 133 | **A51025/64** |

# A510

| $d_1$ Ø$h_8$ Inch | $d_1$ Ø$h_8$ mm | $d_1$ decimal Inch | $l_2$ mm | $l_1$ mm | e-Code |
|---|---|---|---|---|---|
| | 10.00 | 0.3937 | 87 | 133 | **A51010.0** |
| | 10.10 | 0.3976 | 87 | 133 | **A51010.1** |
| | 10.20 | 0.4015 | 87 | 133 | **A51010.2** |
| | 10.30 | 0.4055 | 87 | 133 | **A51010.3** |
| **13/32** | 10.32 | 0.4062 | 87 | 133 | **A51013/32** |
| | 10.40 | 0.4094 | 87 | 133 | **A51010.4** |
| | 10.50 | 0.4133 | 87 | 133 | **A51010.5** |
| | 10.60 | 0.4173 | 87 | 133 | **A51010.6** |
| | 10.70 | 0.4212 | 94 | 142 | **A51010.7** |
| **27/64** | 10.72 | 0.4220 | 94 | 142 | **A51027/64** |
| | 10.80 | 0.4251 | 94 | 142 | **A51010.8** |
| | 10.90 | 0.4291 | 94 | 142 | **A51010.9** |
| | 11.00 | 0.4330 | 94 | 142 | **A51011.0** |
| | 11.10 | 0.4370 | 94 | 142 | **A51011.1** |
| **7/16** | 11.11 | 0.4374 | 94 | 142 | **A5107/16** |
| | 11.20 | 0.4409 | 94 | 142 | **A51011.2** |
| | 11.30 | 0.4448 | 94 | 142 | **A51011.3** |
| | 11.40 | 0.4488 | 94 | 142 | **A51011.4** |
| | 11.50 | 0.4527 | 94 | 142 | **A51011.5** |
| **29/64** | 11.51 | 0.4531 | 94 | 142 | **A51029/64** |

| $d_1$ Ø$h_8$ Inch | $d_1$ Ø$h_8$ mm | $d_1$ decimal Inch | $l_2$ mm | $l_1$ mm | e-Code |
|---|---|---|---|---|---|
| | 11.60 | 0.4566 | 94 | 142 | **A51011.6** |
| | 11.70 | 0.4606 | 94 | 142 | **A51011.7** |
| | 11.80 | 0.4645 | 94 | 142 | **A51011.8** |
| | 11.90 | 0.4685 | 101 | 151 | **A51011.9** |
| **15/32** | 11.91 | 0.4688 | 101 | 151 | **A51015/32** |
| | 12.00 | 0.4724 | 101 | 151 | **A51012.0** |
| | 12.10 | 0.4763 | 101 | 151 | **A51012.1** |
| | 12.20 | 0.4803 | 101 | 151 | **A51012.2** |
| | 12.30 | 0.4842 | 101 | 151 | **A51012.3** |
| **31/64** | 12.30 | 0.4842 | 101 | 151 | **A51031/64** |
| | 12.40 | 0.4881 | 101 | 151 | **A51012.4** |
| | 12.50 | 0.4921 | 101 | 151 | **A51012.5** |
| | 12.60 | 0.4960 | 101 | 151 | **A51012.6** |
| | 12.70 | 0.5000 | 101 | 151 | **A51012.7** |
| **1/2** | 12.70 | 0.5000 | 101 | 151 | **A5101/2** |
| | 12.80 | 0.5039 | 101 | 151 | **A51012.8** |
| | 12.90 | 0.5078 | 101 | 151 | **A51012.9** |
| | 13.00 | 0.5118 | 101 | 151 | **A51013.0** |
| | 14.00 | 0.5511 | 108 | 160 | **A51014.0** |

# A777

DORMER

- Jobber Drill
- Foret court
- Spiralbohrer
- Broca , serie corta
- Spiraalboren
- Broca Curta

## A777

4 Facet Point up to 1.4mm. / 4Flächenanschliff bis 1,4mmØ / Viervlakspunt tot 1.4 mm / Pointe à 4 facettes jusqu'au Ø 1,4 mm / Punta de 4 caras hasta 1,4 mm / Ponta 4 Faces até 1.4mm.

■ 1.5 1.6 3.4 4.1 4.2 4.3 5.2

● 1.1 1.2 1.3 1.4 2.1 2.2 2.3 3.1 3.2 3.3 5.1 5.3 6.1 6.2 6.3 6.4 7.1 7.2 7.3 7.4 9.1

| $d_1$ Ø$h_8$ Inch | $d_1$ Ø$h_8$ mm | $d_1$ decimal Inch | $l_2$ mm | $l_1$ mm | e-Code |
|---|---|---|---|---|---|
| | 0.30 | 0.0118 | 3 | 19 | **A777.3** |
| | 0.35 | 0.0137 | 4 | 19 | **A777.35** |
| | 0.40 | 0.0157 | 5 | 20 | **A777.4** |
| | 0.45 | 0.0177 | 5 | 20 | **A777.45** |
| | 0.50 | 0.0196 | 6 | 22 | **A777.5** |
| | 0.55 | 0.0216 | 7 | 24 | **A777.55** |
| | 0.60 | 0.0236 | 7 | 24 | **A777.6** |
| | 0.65 | 0.0255 | 8 | 26 | **A777.65** |
| | 0.70 | 0.0275 | 9 | 28 | **A777.7** |
| | 0.80 | 0.0314 | 10 | 30 | **A777.8** |
| | 0.90 | 0.0354 | 11 | 32 | **A777.9** |
| | 0.95 | 0.0374 | 11 | 32 | **A777.95** |
| | 1.00 | 0.0393 | 12 | 34 | **A7771.0** |
| | 1.10 | 0.0433 | 14 | 36 | **A7771.1** |
| | 1.20 | 0.0472 | 16 | 38 | **A7771.2** |
| | 1.30 | 0.0511 | 16 | 38 | **A7771.3** |
| | 1.40 | 0.0551 | 18 | 40 | **A7771.4** |
| | 1.50 | 0.0590 | 18 | 40 | **A7771.5** |
| **1/16** | 1.59 | 0.0625 | 20 | 43 | **A7771/16** |
| | 1.60 | 0.0629 | 20 | 43 | **A7771.6** |
| | 1.70 | 0.0669 | 20 | 43 | **A7771.7** |
| | 1.80 | 0.0708 | 22 | 46 | **A7771.8** |
| | 1.90 | 0.0748 | 22 | 46 | **A7771.9** |
| **5/64** | 1.98 | 0.0779 | 24 | 49 | **A7775/64** |
| | 2.00 | 0.0787 | 24 | 49 | **A7772.0** |
| | 2.10 | 0.0826 | 24 | 49 | **A7772.1** |
| | 2.20 | 0.0866 | 27 | 53 | **A7772.2** |
| | 2.30 | 0.0905 | 27 | 53 | **A7772.3** |
| **3/32** | 2.38 | 0.0937 | 30 | 57 | **A7773/32** |
| | 2.40 | 0.0944 | 30 | 57 | **A7772.4** |
| | 2.50 | 0.0984 | 30 | 57 | **A7772.5** |
| | 2.60 | 0.1023 | 30 | 57 | **A7772.6** |
| | 2.70 | 0.1062 | 33 | 61 | **A7772.7** |
| **7/64** | 2.78 | 0.1094 | 33 | 61 | **A7777/64** |
| | 2.80 | 0.1102 | 33 | 61 | **A7772.8** |
| | 2.90 | 0.1141 | 33 | 61 | **A7772.9** |
| | 3.00 | 0.1181 | 33 | 61 | **A7773.0** |
| | 3.10 | 0.1220 | 36 | 65 | **A7773.1** |
| **1/8** | 3.18 | 0.1251 | 36 | 65 | **A7771/8** |
| | 3.20 | 0.1259 | 36 | 65 | **A7773.2** |
| | 3.30 | 0.1299 | 36 | 65 | **A7773.3** |
| | 3.40 | 0.1338 | 39 | 70 | **A7773.4** |

| $d_1$ Ø$h_8$ Inch | $d_1$ Ø$h_8$ mm | $d_1$ decimal Inch | $l_2$ mm | $l_1$ mm | e-Code |
|---|---|---|---|---|---|
| | 3.50 | 0.1377 | 39 | 70 | **A7773.5** |
| **9/64** | 3.57 | 0.1405 | 39 | 70 | **A7779/64** |
| | 3.60 | 0.1417 | 39 | 70 | **A7773.6** |
| | 3.70 | 0.1456 | 39 | 70 | **A7773.7** |
| | 3.80 | 0.1496 | 43 | 75 | **A7773.8** |
| | 3.90 | 0.1535 | 43 | 75 | **A7773.9** |
| **5/32** | 3.97 | 0.1562 | 43 | 75 | **A7775/32** |
| | 4.00 | 0.1574 | 43 | 75 | **A7774.0** |
| | 4.10 | 0.1614 | 43 | 75 | **A7774.1** |
| | 4.20 | 0.1653 | 43 | 75 | **A7774.2** |
| | 4.30 | 0.1692 | 47 | 80 | **A7774.3** |
| **11/64** | 4.37 | 0.1720 | 47 | 80 | **A77711/64** |
| | 4.40 | 0.1732 | 47 | 80 | **A7774.4** |
| | 4.50 | 0.1771 | 47 | 80 | **A7774.5** |
| | 4.60 | 0.1811 | 47 | 80 | **A7774.6** |
| | 4.70 | 0.1850 | 47 | 80 | **A7774.7** |
| **3/16** | 4.76 | 0.1874 | 52 | 86 | **A7773/16** |
| | 4.80 | 0.1889 | 52 | 86 | **A7774.8** |
| | 4.90 | 0.1929 | 52 | 86 | **A7774.9** |
| | 5.00 | 0.1968 | 52 | 86 | **A7775.0** |
| | 5.10 | 0.2007 | 52 | 86 | **A7775.1** |
| **13/64** | 5.16 | 0.2031 | 52 | 86 | **A77713/64** |
| | 5.20 | 0.2047 | 52 | 86 | **A7775.2** |
| | 5.30 | 0.2086 | 52 | 86 | **A7775.3** |
| | 5.40 | 0.2125 | 57 | 93 | **A7775.4** |
| | 5.50 | 0.2165 | 57 | 93 | **A7775.5** |
| **7/32** | 5.56 | 0.2188 | 57 | 93 | **A7777/32** |
| | 5.60 | 0.2204 | 57 | 93 | **A7775.6** |
| | 5.70 | 0.2244 | 57 | 93 | **A7775.7** |
| | 5.80 | 0.2283 | 57 | 93 | **A7775.8** |
| | 5.90 | 0.2322 | 57 | 93 | **A7775.9** |
| **15/64** | 5.95 | 0.2342 | 57 | 93 | **A77715/64** |
| | 6.00 | 0.2362 | 57 | 93 | **A7776.0** |
| | 6.10 | 0.2401 | 63 | 101 | **A7776.1** |
| | 6.20 | 0.2440 | 63 | 101 | **A7776.2** |
| | 6.30 | 0.2480 | 63 | 101 | **A7776.3** |
| **1/4** | 6.35 | 0.2500 | 63 | 101 | **A7771/4** |
| | 6.40 | 0.2519 | 63 | 101 | **A7776.4** |
| | 6.50 | 0.2559 | 63 | 101 | **A7776.5** |
| | 6.60 | 0.2598 | 63 | 101 | **A7776.6** |
| | 6.70 | 0.2637 | 63 | 101 | **A7776.7** |
| **17/64** | 6.75 | 0.2657 | 69 | 109 | **A77717/64** |

# A777

| $d_1$ Ø$h_8$ Inch | $d_1$ Ø$h_8$ mm | $d_1$ decimal Inch | $l_2$ mm | $l_1$ mm | e-Code |
|---|---|---|---|---|---|
| | 6.80 | 0.2677 | 69 | 109 | **A7776.8** |
| | 6.90 | 0.2716 | 69 | 109 | **A7776.9** |
| | 7.00 | 0.2755 | 69 | 109 | **A7777.0** |
| | 7.10 | 0.2795 | 69 | 109 | **A7777.1** |
| **9/32** | 7.14 | 0.2811 | 69 | 109 | **A7779/32** |
| | 7.20 | 0.2834 | 69 | 109 | **A7777.2** |
| | 7.30 | 0.2874 | 69 | 109 | **A7777.3** |
| | 7.40 | 0.2913 | 69 | 109 | **A7777.4** |
| | 7.50 | 0.2952 | 69 | 109 | **A7777.5** |
| **19/64** | 7.54 | 0.2968 | 75 | 117 | **A77719/64** |
| | 7.60 | 0.2992 | 75 | 117 | **A7777.6** |
| | 7.70 | 0.3031 | 75 | 117 | **A7777.7** |
| | 7.80 | 0.3070 | 75 | 117 | **A7777.8** |
| | 7.90 | 0.3110 | 75 | 117 | **A7777.9** |
| **5/16** | 7.94 | 0.3125 | 75 | 117 | **A7775/16** |
| | 8.00 | 0.3149 | 75 | 117 | **A7778.0** |
| | 8.10 | 0.3188 | 75 | 117 | **A7778.1** |
| | 8.20 | 0.3228 | 75 | 117 | **A7778.2** |
| | 8.30 | 0.3267 | 75 | 117 | **A7778.3** |
| **21/64** | 8.33 | 0.3279 | 75 | 117 | **A77721/64** |
| | 8.40 | 0.3307 | 75 | 117 | **A7778.4** |
| | 8.50 | 0.3346 | 75 | 117 | **A7778.5** |
| | 8.60 | 0.3385 | 81 | 125 | **A7778.6** |
| | 8.70 | 0.3425 | 81 | 125 | **A7778.7** |
| **11/32** | 8.73 | 0.3437 | 81 | 125 | **A77711/32** |
| | 8.80 | 0.3464 | 81 | 125 | **A7778.8** |
| | 8.90 | 0.3503 | 81 | 125 | **A7778.9** |
| | 9.00 | 0.3543 | 81 | 125 | **A7779.0** |
| | 9.10 | 0.3582 | 81 | 125 | **A7779.1** |
| **23/64** | 9.13 | 0.3594 | 81 | 125 | **A77723/64** |
| | 9.20 | 0.3622 | 81 | 125 | **A7779.2** |
| | 9.30 | 0.3661 | 81 | 125 | **A7779.3** |
| | 9.40 | 0.3700 | 81 | 125 | **A7779.4** |
| | 9.50 | 0.3740 | 81 | 125 | **A7779.5** |

| $d_1$ Ø$h_8$ Inch | $d_1$ Ø$h_8$ mm | $d_1$ decimal Inch | $l_2$ mm | $l_1$ mm | e-Code |
|---|---|---|---|---|---|
| **3/8** | 9.53 | 0.3751 | 87 | 133 | **A7773/8** |
| | 9.60 | 0.3779 | 87 | 133 | **A7779.6** |
| | 9.70 | 0.3818 | 87 | 133 | **A7779.7** |
| | 9.80 | 0.3858 | 87 | 133 | **A7779.8** |
| | 9.90 | 0.3897 | 87 | 133 | **A7779.9** |
| **25/64** | 9.92 | 0.3905 | 87 | 133 | **A77725/64** |
| | 10.00 | 0.3937 | 87 | 133 | **A77710.0** |
| | 10.10 | 0.3976 | 87 | 133 | **A77710.1** |
| | 10.20 | 0.4015 | 87 | 133 | **A77710.2** |
| **13/32** | 10.32 | 0.4062 | 87 | 133 | **A77713/32** |
| | 10.50 | 0.4133 | 87 | 133 | **A77710.5** |
| **27/64** | 10.72 | 0.4220 | 94 | 142 | **A77727/64** |
| | 10.80 | 0.4251 | 94 | 142 | **A77710.8** |
| | 11.00 | 0.4330 | 94 | 142 | **A77711.0** |
| **7/16** | 11.11 | 0.4374 | 94 | 142 | **A7777/16** |
| | 11.20 | 0.4409 | 94 | 142 | **A77711.2** |
| | 11.50 | 0.4527 | 94 | 142 | **A77711.5** |
| **29/64** | 11.51 | 0.4531 | 94 | 142 | **A77729/64** |
| | 11.80 | 0.4645 | 94 | 142 | **A77711.8** |
| **15/32** | 11.91 | 0.4688 | 101 | 151 | **A77715/32** |
| | 12.00 | 0.4724 | 101 | 151 | **A77712.0** |
| | 12.20 | 0.4803 | 101 | 151 | **A77712.2** |
| **31/64** | 12.30 | 0.4842 | 101 | 151 | **A77731/64** |
| | 12.50 | 0.4921 | 101 | 151 | **A77712.5** |
| **1/2** | 12.70 | 0.5000 | 101 | 151 | **A7771/2** |
| | 12.80 | 0.5039 | 101 | 151 | **A77712.8** |
| | 13.00 | 0.5118 | 101 | 151 | **A77713.0** |
| | 13.50 | 0.5314 | 108 | 160 | **A77713.5** |
| | 14.00 | 0.5511 | 108 | 160 | **A77714.0** |
| | 14.50 | 0.5708 | 114 | 169 | **A77714.5** |
| | 15.00 | 0.5905 | 114 | 169 | **A77715.0** |
| | 15.50 | 0.6102 | 120 | 178 | **A77715.5** |
| | 16.00 | 0.6299 | 120 | 178 | **A77716.0** |

# A509

DORMER

- Jobber Drill
- Foret court
- Spiralbohrer
- Broca , serie corta
- Spiraalboren
- Broca Curta

## A509

■ 2.2 2.3 4.1 4.2

● 2.1 4.3 7.1 7.2 7.3 7.4

| $d_1$ Øh8 Inch | $d_1$ Øh8 mm | $d_1$ decimal Inch | $l_2$ mm | $l_1$ mm | e-Code |
|---|---|---|---|---|---|
| | 3.00 | 0.1181 | 33 | 61 | **A5093.0** |
| | 3.10 | 0.1220 | 36 | 65 | **A5093.1** |
| **1/8** | 3.17 | 0.1250 | 36 | 65 | **A5091/8** |
| | 3.20 | 0.1259 | 36 | 65 | **A5093.2** |
| | 3.30 | 0.1299 | 36 | 65 | **A5093.3** |
| | 3.40 | 0.1338 | 39 | 70 | **A5093.4** |
| | 3.50 | 0.1377 | 39 | 70 | **A5093.5** |
| **9/64** | 3.57 | 0.1406 | 39 | 70 | **A5099/64** |
| | 3.60 | 0.1417 | 39 | 70 | **A5093.6** |
| | 3.70 | 0.1456 | 39 | 70 | **A5093.7** |
| | 3.80 | 0.1496 | 43 | 75 | **A5093.8** |
| | 3.90 | 0.1535 | 43 | 75 | **A5093.9** |
| **5/32** | 3.97 | 0.1563 | 43 | 75 | **A5095/32** |
| | 4.00 | 0.1574 | 43 | 75 | **A5094.0** |
| | 4.10 | 0.1614 | 43 | 75 | **A5094.1** |
| | 4.20 | 0.1653 | 43 | 75 | **A5094.2** |
| | 4.30 | 0.1692 | 47 | 80 | **A5094.3** |
| **11/64** | 4.37 | 0.1719 | 47 | 80 | **A50911/64** |
| | 4.40 | 0.1732 | 47 | 80 | **A5094.4** |
| | 4.50 | 0.1771 | 47 | 80 | **A5094.5** |
| | 4.60 | 0.1811 | 47 | 80 | **A5094.6** |
| | 4.70 | 0.1850 | 47 | 80 | **A5094.7** |
| **3/16** | 4.76 | 0.1875 | 52 | 86 | **A5093/16** |
| | 4.80 | 0.1889 | 52 | 86 | **A5094.8** |
| | 4.90 | 0.1929 | 52 | 86 | **A5094.9** |
| | 5.00 | 0.1968 | 52 | 86 | **A5095.0** |
| | 5.10 | 0.2007 | 52 | 86 | **A5095.1** |
| **13/64** | 5.16 | 0.2031 | 52 | 86 | **A50913/64** |
| | 5.20 | 0.2047 | 52 | 86 | **A5095.2** |
| | 5.30 | 0.2086 | 52 | 86 | **A5095.3** |
| | 5.40 | 0.2125 | 57 | 93 | **A5095.4** |
| | 5.50 | 0.2165 | 57 | 93 | **A5095.5** |
| **7/32** | 5.56 | 0.2188 | 57 | 93 | **A5097/32** |
| | 5.60 | 0.2204 | 57 | 93 | **A5095.6** |
| | 5.70 | 0.2244 | 57 | 93 | **A5095.7** |
| | 5.80 | 0.2283 | 57 | 93 | **A5095.8** |
| | 5.90 | 0.2322 | 57 | 93 | **A5095.9** |
| **15/64** | 5.95 | 0.2344 | 57 | 93 | **A50915/64** |
| | 6.00 | 0.2362 | 57 | 93 | **A5096.0** |
| | 6.10 | 0.2401 | 63 | 101 | **A5096.1** |
| | 6.20 | 0.2440 | 63 | 101 | **A5096.2** |
| | 6.30 | 0.2480 | 63 | 101 | **A5096.3** |
| **1/4** | 6.35 | 0.2500 | 63 | 101 | **A5091/4** |
| | 6.40 | 0.2519 | 63 | 101 | **A5096.4** |

| $d_1$ Øh8 Inch | $d_1$ Øh8 mm | $d_1$ decimal Inch | $l_2$ mm | $l_1$ mm | e-Code |
|---|---|---|---|---|---|
| | 6.50 | 0.2559 | 63 | 101 | **A5096.5** |
| | 6.60 | 0.2598 | 63 | 101 | **A5096.6** |
| | 6.70 | 0.2637 | 63 | 101 | **A5096.7** |
| **17/64** | 6.75 | 0.2656 | 69 | 109 | **A50917/64** |
| | 6.80 | 0.2677 | 69 | 109 | **A5096.8** |
| | 6.90 | 0.2716 | 69 | 109 | **A5096.9** |
| | 7.00 | 0.2755 | 69 | 109 | **A5097.0** |
| | 7.10 | 0.2795 | 69 | 109 | **A5097.1** |
| **9/32** | 7.14 | 0.2813 | 69 | 109 | **A5099/32** |
| | 7.20 | 0.2834 | 69 | 109 | **A5097.2** |
| | 7.30 | 0.2874 | 69 | 109 | **A5097.3** |
| | 7.40 | 0.2913 | 69 | 109 | **A5097.4** |
| | 7.50 | 0.2952 | 69 | 109 | **A5097.5** |
| **19/64** | 7.54 | 0.2969 | 75 | 117 | **A50919/64** |
| | 7.60 | 0.2992 | 75 | 117 | **A5097.6** |
| | 7.70 | 0.3031 | 75 | 117 | **A5097.7** |
| | 7.80 | 0.3070 | 75 | 117 | **A5097.8** |
| | 7.90 | 0.3110 | 75 | 117 | **A5097.9** |
| **5/16** | 7.94 | 0.3125 | 75 | 117 | **A5095/16** |
| | 8.00 | 0.3149 | 75 | 117 | **A5098.0** |
| | 8.10 | 0.3188 | 75 | 117 | **A5098.1** |
| | 8.20 | 0.3228 | 75 | 117 | **A5098.2** |
| | 8.30 | 0.3267 | 75 | 117 | **A5098.3** |
| **21/64** | 8.33 | 0.3281 | 75 | 117 | **A50921/64** |
| | 8.40 | 0.3307 | 75 | 117 | **A5098.4** |
| | 8.50 | 0.3346 | 75 | 117 | **A5098.5** |
| | 8.60 | 0.3385 | 81 | 125 | **A5098.6** |
| | 8.70 | 0.3425 | 81 | 125 | **A5098.7** |
| **11/32** | 8.73 | 0.3438 | 81 | 125 | **A50911/32** |
| | 8.80 | 0.3464 | 81 | 125 | **A5098.8** |
| | 8.90 | 0.3503 | 81 | 125 | **A5098.9** |
| | 9.00 | 0.3543 | 81 | 125 | **A5099.0** |
| | 9.10 | 0.3582 | 81 | 125 | **A5099.1** |
| **23/64** | 9.13 | 0.3594 | 81 | 125 | **A50923/64** |
| | 9.20 | 0.3622 | 81 | 125 | **A5099.2** |
| | 9.30 | 0.3661 | 81 | 125 | **A5099.3** |
| | 9.40 | 0.3700 | 81 | 125 | **A5099.4** |
| | 9.50 | 0.3740 | 81 | 125 | **A5099.5** |
| **3/8** | 9.53 | 0.3750 | 87 | 133 | **A5093/8** |
| | 9.60 | 0.3779 | 87 | 133 | **A5099.6** |
| | 9.70 | 0.3818 | 87 | 133 | **A5099.7** |
| | 9.80 | 0.3858 | 87 | 133 | **A5099.8** |
| | 9.90 | 0.3897 | 87 | 133 | **A5099.9** |
| **25/64** | 9.92 | 0.3906 | 87 | 133 | **A50925/64** |

# A509

| $d_1$ Øh8 Inch | $d_1$ Øh8 mm | $d_1$ decimal Inch | $l_2$ mm | $l_1$ mm | e-Code |
|---|---|---|---|---|---|
| | 10.00 | 0.3937 | 87 | 133 | **A50910.0** |
| | 10.20 | 0.4015 | 87 | 133 | **A50910.2** |
| **13/32** | 10.32 | 0.4063 | 87 | 133 | **A50913/32** |
| | 10.50 | 0.4133 | 87 | 133 | **A50910.5** |
| **27/64** | 10.72 | 0.4219 | 94 | 142 | **A50927/64** |
| | 10.80 | 0.4251 | 94 | 142 | **A50910.8** |
| | 11.00 | 0.4330 | 94 | 142 | **A50911.0** |
| | 11.10 | 0.4370 | 94 | 142 | **A50911.1** |
| **7/16** | 11.11 | 0.4375 | 94 | 142 | **A5097/16** |
| | 11.30 | 0.4448 | 94 | 142 | **A50911.3** |
| | 11.40 | 0.4488 | 94 | 142 | **A50911.4** |
| | 11.50 | 0.4527 | 94 | 142 | **A50911.5** |
| **29/64** | 11.51 | 0.4531 | 94 | 142 | **A50929/64** |
| | 11.80 | 0.4645 | 94 | 142 | **A50911.8** |
| **15/32** | 11.91 | 0.4688 | 101 | 151 | **A50915/32** |
| | 12.00 | 0.4724 | 101 | 151 | **A50912.0** |

| $d_1$ Øh8 Inch | $d_1$ Øh8 mm | $d_1$ decimal Inch | $l_2$ mm | $l_1$ mm | e-Code |
|---|---|---|---|---|---|
| | 12.10 | 0.4763 | 101 | 151 | **A50912.1** |
| | 12.20 | 0.4803 | 101 | 151 | **A50912.2** |
| **31/64** | 12.30 | 0.4844 | 101 | 151 | **A50931/64** |
| | 12.50 | 0.4921 | 101 | 151 | **A50912.5** |
| **1/2** | 12.70 | 0.5000 | 101 | 151 | **A5091/2** |
| | 12.80 | 0.5039 | 101 | 151 | **A50912.8** |
| | 12.90 | 0.5078 | 101 | 151 | **A50912.9** |
| | 13.00 | 0.5118 | 101 | 151 | **A50913.0** |
| | 13.50 | 0.5314 | 108 | 160 | **A50913.5** |
| | 14.00 | 0.5511 | 108 | 160 | **A50914.0** |
| | 14.25 | 0.5610 | 114 | 169 | **A50914.25** |
| | 14.50 | 0.5708 | 114 | 169 | **A50914.5** |
| | 15.00 | 0.5905 | 114 | 169 | **A50915.0** |
| | 15.50 | 0.6102 | 120 | 178 | **A50915.5** |
| | 16.00 | 0.6299 | 120 | 178 | **A50916.0** |

# A553

DORMER

- ADX Drill
- Foret ADX
- ADX Spiralbohrer
- Broca ADX
- ADX spiraalboren
- Broca ADX

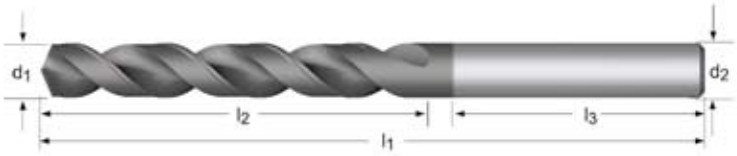


ADX

## A553

■ 1.1 1.2 1.3 1.4 1.5 1.6 2.1 2.2 3.1 3.2 3.3 3.4 4.1 6.2 6.3 7.2 7.3 7.4 8.1

● 2.3 4.2 4.3 5.1 5.2 5.3 6.1 6.4 7.1

| $d_1$ Øh8 mm | $d_1$ decimal Inch | $l_2$ mm | $l_1$ mm | $l_3$ mm | $d_2$ Øh6 mm | e-Code |
|---|---|---|---|---|---|---|
| **5.00** | 0.1968 | 36 | 79 | 36 | 6 | **A5535.0** |
| **5.10** | 0.2007 | 37 | 79 | 36 | 6 | **A5535.1** |
| **5.20** | 0.2047 | 38 | 79 | 36 | 6 | **A5535.2** |
| **5.30** | 0.2086 | 38 | 79 | 36 | 6 | **A5535.3** |
| **5.50** | 0.2165 | 40 | 79 | 36 | 6 | **A5535.5** |
| **5.60** | 0.2204 | 41 | 79 | 36 | 6 | **A5535.6** |
| **5.80** | 0.2283 | 42 | 79 | 36 | 6 | **A5535.8** |
| **5.90** | 0.2322 | 43 | 79 | 36 | 6 | **A5535.9** |
| **6.00** | 0.2362 | 43 | 79 | 36 | 6 | **A5536.0** |
| **6.30** | 0.2480 | 46 | 87 | 36 | 8 | **A5536.3** |
| **6.50** | 0.2559 | 47 | 87 | 36 | 8 | **A5536.5** |
| **6.60** | 0.2598 | 48 | 87 | 36 | 8 | **A5536.6** |
| **6.80** | 0.2677 | 48 | 87 | 36 | 8 | **A5536.8** |
| **6.90** | 0.2716 | 48 | 87 | 36 | 8 | **A5536.9** |
| **7.00** | 0.2755 | 48 | 87 | 36 | 8 | **A5537.0** |
| **7.30** | 0.2874 | 53 | 94 | 36 | 8 | **A5537.3** |
| **7.40** | 0.2913 | 54 | 94 | 36 | 8 | **A5537.4** |
| **7.50** | 0.2952 | 54 | 94 | 36 | 8 | **A5537.5** |
| **7.80** | 0.3070 | 56 | 94 | 36 | 8 | **A5537.8** |
| **7.90** | 0.3110 | 57 | 94 | 36 | 8 | **A5537.9** |
| **8.00** | 0.3149 | 58 | 94 | 36 | 8 | **A5538.0** |
| **8.50** | 0.3346 | 75 | 130 | 40 | 10 | **A5538.5** |
| **8.70** | 0.3425 | 75 | 130 | 40 | 10 | **A5538.7** |
| **9.00** | 0.3543 | 75 | 130 | 40 | 10 | **A5539.0** |
| **9.40** | 0.3700 | 75 | 130 | 40 | 10 | **A5539.4** |
| **9.50** | 0.3740 | 75 | 130 | 40 | 10 | **A5539.5** |
| **10.00** | 0.3937 | 75 | 130 | 40 | 10 | **A55310.0** |
| **10.20** | 0.4015 | 87 | 150 | 45 | 12 | **A55310.2** |
| **10.30** | 0.4055 | 87 | 150 | 45 | 12 | **A55310.3** |
| **10.50** | 0.4133 | 87 | 150 | 45 | 12 | **A55310.5** |
| **10.80** | 0.4251 | 94 | 150 | 45 | 12 | **A55310.8** |
| **11.00** | 0.4330 | 94 | 150 | 45 | 12 | **A55311.0** |
| **11.30** | 0.4448 | 94 | 150 | 45 | 12 | **A55311.3** |
| **11.50** | 0.4527 | 94 | 150 | 45 | 12 | **A55311.5** |

| $d_1$ Øh8 mm | $d_1$ decimal Inch | $l_2$ mm | $l_1$ mm | $l_3$ mm | $d_2$ Øh6 mm | e-Code |
|---|---|---|---|---|---|---|
| **12.00** | 0.4724 | 94 | 150 | 45 | 12 | **A55312.0** |
| **12.50** | 0.4921 | 101 | 160 | 45 | 14 | **A55312.5** |
| **13.00** | 0.5118 | 101 | 160 | 45 | 14 | **A55313.0** |
| **13.10** | 0.5157 | 101 | 160 | 45 | 14 | **A55313.1** |
| **13.25** | 0.5216 | 101 | 160 | 45 | 14 | **A55313.25** |
| **13.50** | 0.5314 | 101 | 160 | 45 | 14 | **A55313.5** |
| **13.75** | 0.5413 | 101 | 160 | 45 | 14 | **A55313.75** |
| **14.00** | 0.5511 | 101 | 160 | 45 | 14 | **A55314.0** |
| **14.25** | 0.5610 | 108 | 170 | 48 | 16 | **A55314.25** |
| **14.50** | 0.5708 | 108 | 170 | 48 | 16 | **A55314.5** |
| **14.75** | 0.5807 | 108 | 170 | 48 | 16 | **A55314.75** |
| **15.00** | 0.5905 | 108 | 170 | 48 | 16 | **A55315.0** |
| **15.10** | 0.5944 | 108 | 170 | 48 | 16 | **A55315.1** |
| **15.25** | 0.6003 | 108 | 170 | 48 | 16 | **A55315.25** |
| **15.50** | 0.6102 | 108 | 170 | 48 | 16 | **A55315.5** |
| **15.75** | 0.6200 | 108 | 170 | 48 | 16 | **A55315.75** |
| **16.00** | 0.6299 | 108 | 170 | 48 | 16 | **A55316.0** |
| **16.25** | 0.6397 | 125 | 190 | 48 | 18 | **A55316.25** |
| **16.50** | 0.6496 | 125 | 190 | 48 | 18 | **A55316.5** |
| **16.75** | 0.6594 | 125 | 190 | 48 | 18 | **A55316.75** |
| **17.00** | 0.6692 | 125 | 190 | 48 | 18 | **A55317.0** |
| **17.25** | 0.6791 | 130 | 190 | 48 | 18 | **A55317.25** |
| **17.50** | 0.6889 | 130 | 190 | 48 | 18 | **A55317.5** |
| **17.75** | 0.6988 | 130 | 190 | 48 | 18 | **A55317.75** |
| **18.00** | 0.7086 | 130 | 190 | 48 | 18 | **A55318.0** |
| **18.25** | 0.7185 | 135 | 200 | 50 | 20 | **A55318.25** |
| **18.50** | 0.7283 | 135 | 200 | 50 | 20 | **A55318.5** |
| **18.75** | 0.7381 | 135 | 200 | 50 | 20 | **A55318.75** |
| **19.00** | 0.7480 | 135 | 200 | 50 | 20 | **A55319.0** |
| **19.25** | 0.7578 | 140 | 200 | 50 | 20 | **A55319.25** |
| **19.50** | 0.7677 | 140 | 200 | 50 | 20 | **A55319.5** |
| **19.75** | 0.7775 | 140 | 200 | 50 | 20 | **A55319.75** |
| **20.00** | 0.7874 | 140 | 200 | 50 | 20 | **A55320.0** |

# A554

- ADX Drill
- Foret ADX
- ADX Spiralbohrer
- Broca ADX
- ADX spiraalboren
- Broca ADX

**ADX**

## A554

■ 1.1 1.2 1.3 1.4 1.5 1.6 2.1 2.2 3.1 3.2 3.3 3.4 4.1 6.2 6.3 7.2 7.3 7.4 8.1

● 2.3 4.2 4.3 5.1 5.2 5.3 6.1 6.4 7.1

| $d_1$ Øh8 mm | $d_1$ decimal Inch | $l_2$ mm | $l_1$ mm | $l_3$ mm | $d_2$ Øh6 mm | e-Code |
|---|---|---|---|---|---|---|
| **5.00** | 0.1968 | 36 | 79 | 36 | 6 | **A5545.0** |
| **5.10** | 0.2007 | 37 | 79 | 36 | 6 | **A5545.1** |
| **5.20** | 0.2047 | 38 | 79 | 36 | 6 | **A5545.2** |
| **5.30** | 0.2086 | 38 | 79 | 36 | 6 | **A5545.3** |
| **5.50** | 0.2165 | 40 | 79 | 36 | 6 | **A5545.5** |
| **5.60** | 0.2204 | 41 | 79 | 36 | 6 | **A5545.6** |
| **5.80** | 0.2283 | 42 | 79 | 36 | 6 | **A5545.8** |
| **5.90** | 0.2322 | 43 | 79 | 36 | 6 | **A5545.9** |
| **6.00** | 0.2362 | 43 | 79 | 36 | 6 | **A5546.0** |
| **6.30** | 0.2480 | 46 | 87 | 36 | 8 | **A5546.3** |
| **6.50** | 0.2559 | 47 | 87 | 36 | 8 | **A5546.5** |
| **6.60** | 0.2598 | 48 | 87 | 36 | 8 | **A5546.6** |
| **6.80** | 0.2677 | 48 | 87 | 36 | 8 | **A5546.8** |
| **6.90** | 0.2716 | 48 | 87 | 36 | 8 | **A5546.9** |
| **7.00** | 0.2755 | 48 | 87 | 36 | 8 | **A5547.0** |
| **7.30** | 0.2874 | 53 | 94 | 36 | 8 | **A5547.3** |
| **7.40** | 0.2913 | 54 | 94 | 36 | 8 | **A5547.4** |
| **7.50** | 0.2952 | 54 | 94 | 36 | 8 | **A5547.5** |
| **7.80** | 0.3070 | 56 | 94 | 36 | 8 | **A5547.8** |
| **7.90** | 0.3110 | 57 | 94 | 36 | 8 | **A5547.9** |
| **8.00** | 0.3149 | 58 | 94 | 36 | 8 | **A5548.0** |
| **8.50** | 0.3346 | 75 | 130 | 40 | 10 | **A5548.5** |
| **8.70** | 0.3425 | 75 | 130 | 40 | 10 | **A5548.7** |
| **9.00** | 0.3543 | 75 | 130 | 40 | 10 | **A5549.0** |
| **9.40** | 0.3700 | 75 | 130 | 40 | 10 | **A5549.4** |
| **9.50** | 0.3740 | 75 | 130 | 40 | 10 | **A5549.5** |
| **10.00** | 0.3937 | 75 | 130 | 40 | 10 | **A55410.0** |
| **10.20** | 0.4015 | 87 | 150 | 45 | 12 | **A55410.2** |
| **10.30** | 0.4055 | 87 | 150 | 45 | 12 | **A55410.3** |
| **10.50** | 0.4133 | 87 | 150 | 45 | 12 | **A55410.5** |
| **10.80** | 0.4251 | 94 | 150 | 45 | 12 | **A55410.8** |
| **11.00** | 0.4330 | 94 | 150 | 45 | 12 | **A55411.0** |
| **11.30** | 0.4448 | 94 | 150 | 45 | 12 | **A55411.3** |
| **11.50** | 0.4527 | 94 | 150 | 45 | 12 | **A55411.5** |
| **11.80** | 0.4646 | 94 | 150 | 45 | 12 | **A55411.8** |
| **12.00** | 0.4724 | 94 | 150 | 45 | 12 | **A55412.0** |
| **12.50** | 0.4921 | 101 | 160 | 45 | 14 | **A55412.5** |
| **13.00** | 0.5118 | 101 | 160 | 45 | 14 | **A55413.0** |
| **13.10** | 0.5157 | 101 | 160 | 45 | 14 | **A55413.1** |
| **13.25** | 0.5216 | 101 | 160 | 45 | 14 | **A55413.25** |
| **13.50** | 0.5314 | 101 | 160 | 45 | 14 | **A55413.5** |
| **13.75** | 0.5413 | 101 | 160 | 45 | 14 | **A55413.75** |
| **14.00** | 0.5511 | 101 | 160 | 45 | 14 | **A55414.0** |
| **14.25** | 0.5610 | 108 | 170 | 48 | 16 | **A55414.25** |

| $d_1$ Øh8 mm | $d_1$ decimal Inch | $l_2$ mm | $l_1$ mm | $l_3$ mm | $d_2$ Øh6 mm | e-Code |
|---|---|---|---|---|---|---|
| **14.50** | 0.5708 | 108 | 170 | 48 | 16 | **A55414.5** |
| **14.75** | 0.5807 | 108 | 170 | 48 | 16 | **A55414.75** |
| **15.00** | 0.5905 | 108 | 170 | 48 | 16 | **A55415.0** |
| **15.10** | 0.5944 | 108 | 170 | 48 | 16 | **A55415.1** |
| **15.25** | 0.6003 | 108 | 170 | 48 | 16 | **A55415.25** |
| **15.50** | 0.6102 | 108 | 170 | 48 | 16 | **A55415.5** |
| **15.75** | 0.6200 | 108 | 170 | 48 | 16 | **A55415.75** |
| **16.00** | 0.6299 | 108 | 170 | 48 | 16 | **A55416.0** |
| **16.25** | 0.6397 | 125 | 190 | 48 | 18 | **A55416.25** |
| **16.50** | 0.6496 | 125 | 190 | 48 | 18 | **A55416.5** |
| **16.75** | 0.6594 | 125 | 190 | 48 | 18 | **A55416.75** |
| **17.00** | 0.6692 | 125 | 190 | 48 | 18 | **A55417.0** |
| **17.25** | 0.6791 | 130 | 190 | 48 | 18 | **A55417.25** |
| **17.50** | 0.6889 | 130 | 190 | 48 | 18 | **A55417.5** |
| **17.75** | 0.6988 | 130 | 190 | 48 | 18 | **A55417.75** |
| **18.00** | 0.7086 | 130 | 190 | 48 | 18 | **A55418.0** |
| **18.25** | 0.7185 | 135 | 200 | 50 | 20 | **A55418.25** |
| **18.50** | 0.7283 | 135 | 200 | 50 | 20 | **A55418.5** |
| **18.75** | 0.7381 | 135 | 200 | 50 | 20 | **A55418.75** |
| **19.00** | 0.7480 | 135 | 200 | 50 | 20 | **A55419.0** |
| **19.25** | 0.7578 | 140 | 200 | 50 | 20 | **A55419.25** |
| **19.50** | 0.7677 | 140 | 200 | 50 | 20 | **A55419.5** |
| **19.75** | 0.7775 | 140 | 200 | 50 | 20 | **A55419.75** |
| **20.00** | 0.7874 | 140 | 200 | 50 | 20 | **A55420.0** |
| **20.50** | 0.8070 | 141 | 219 | 56 | 25 | **A55420.5** |
| **20.75** | 0.8169 | 141 | 219 | 56 | 25 | **A55420.75** |
| **21.00** | 0.8267 | 141 | 219 | 56 | 25 | **A55421.0** |
| **21.50** | 0.8464 | 148 | 226 | 56 | 25 | **A55421.5** |
| **22.00** | 0.8661 | 148 | 226 | 56 | 25 | **A55422.0** |
| **22.25** | 0.8759 | 155 | 233 | 56 | 25 | **A55422.25** |
| **22.50** | 0.8858 | 155 | 233 | 56 | 25 | **A55422.5** |
| **23.00** | 0.9055 | 155 | 233 | 56 | 25 | **A55423.0** |
| **23.25** | 0.9153 | 162 | 240 | 56 | 25 | **A55423.25** |
| **23.50** | 0.9251 | 162 | 240 | 56 | 25 | **A55423.5** |
| **24.00** | 0.9448 | 162 | 240 | 56 | 25 | **A55424.0** |
| **24.50** | 0.9645 | 168 | 240 | 56 | 25 | **A55424.5** |
| **25.00** | 0.9842 | 168 | 246 | 56 | 25 | **A55425.0** |
| **26.00** | 1.0236 | 175 | 257 | 60 | 32 | **A55426.0** |
| **26.50** | 1.0433 | 182 | 264 | 60 | 32 | **A55426.5** |
| **27.00** | 1.0629 | 182 | 264 | 60 | 32 | **A55427.0** |
| **28.00** | 1.1023 | 189 | 271 | 60 | 32 | **A55428.0** |
| **29.00** | 1.1417 | 195 | 277 | 60 | 32 | **A55429.0** |
| **29.50** | 1.1614 | 202 | 284 | 60 | 32 | **A55429.5** |
| **30.00** | 1.1811 | 202 | 284 | 60 | 32 | **A55430.0** |

# A907

DORMER

- PFX Jobber Drill
- PFX - Spiralbohrer
- PFX boor
- Foret PFX court
- Broca PFX Serie Corta
- Broca Curta PFX

PFX

## A907

■ 1.3 1.4 1.5 1.6 2.2 4.1 4.2 4.3 5.1 5.2 5.3 7.2

● 1.1 1.2 2.1 2.3 3.1 3.2 3.3 3.4 6.1 6.2 6.3 6.4 7.1 7.3 7.4 8.1 8.2

| $d_1$ Øh8 Inch | $d_1$ Øh8 mm | $d_1$ decimal Inch | $l_2$ mm | $l_1$ mm | e-Code |
|---|---|---|---|---|---|
| | 1.00 | 0.0393 | 12 | 34 | A9071.0 |
| | 1.10 | 0.0433 | 14 | 36 | A9071.1 |
| | 1.20 | 0.0472 | 16 | 38 | A9071.2 |
| | 1.30 | 0.0511 | 16 | 38 | A9071.3 |
| | 1.40 | 0.0551 | 18 | 40 | A9071.4 |
| | 1.50 | 0.0590 | 18 | 40 | A9071.5 |
| 1/16 | 1.59 | 0.0625 | 20 | 43 | A9071/16 |
| | 1.60 | 0.0629 | 20 | 43 | A9071.6 |
| | 1.70 | 0.0669 | 20 | 43 | A9071.7 |
| | 1.80 | 0.0708 | 22 | 46 | A9071.8 |
| | 1.90 | 0.0748 | 22 | 46 | A9071.9 |
| 5/64 | 1.98 | 0.0779 | 24 | 49 | A9075/64 |
| | 2.00 | 0.0787 | 24 | 49 | A9072.0 |
| | 2.10 | 0.0826 | 24 | 49 | A9072.1 |
| | 2.20 | 0.0866 | 27 | 53 | A9072.2 |
| | 2.30 | 0.0905 | 27 | 53 | A9072.3 |
| 3/32 | 2.38 | 0.0937 | 30 | 57 | A9073/32 |
| | 2.40 | 0.0944 | 30 | 57 | A9072.4 |
| | 2.50 | 0.0984 | 30 | 57 | A9072.5 |
| | 2.60 | 0.1023 | 30 | 57 | A9072.6 |
| | 2.70 | 0.1062 | 33 | 61 | A9072.7 |
| 7/64 | 2.78 | 0.1094 | 33 | 61 | A9077/64 |
| | 2.80 | 0.1102 | 33 | 61 | A9072.8 |
| | 2.90 | 0.1141 | 33 | 61 | A9072.9 |
| | 3.00 | 0.1181 | 33 | 61 | A9073.0 |
| | 3.10 | 0.1220 | 36 | 65 | A9073.1 |
| 1/8 | 3.18 | 0.1251 | 36 | 65 | A9071/8 |
| | 3.20 | 0.1259 | 36 | 65 | A9073.2 |
| | 3.30 | 0.1299 | 36 | 65 | A9073.3 |
| | 3.40 | 0.1338 | 39 | 70 | A9073.4 |
| | 3.50 | 0.1377 | 39 | 70 | A9073.5 |
| 9/64 | 3.57 | 0.1405 | 39 | 70 | A9079/64 |
| | 3.60 | 0.1417 | 39 | 70 | A9073.6 |
| | 3.70 | 0.1456 | 39 | 70 | A9073.7 |
| | 3.80 | 0.1496 | 43 | 75 | A9073.8 |
| | 3.90 | 0.1535 | 43 | 75 | A9073.9 |
| 5/32 | 3.97 | 0.1562 | 43 | 75 | A9075/32 |
| | 4.00 | 0.1574 | 43 | 75 | A9074.0 |
| | 4.10 | 0.1614 | 43 | 75 | A9074.1 |
| | 4.20 | 0.1653 | 43 | 75 | A9074.2 |
| | 4.30 | 0.1692 | 47 | 80 | A9074.3 |
| 11/64 | 4.37 | 0.1720 | 47 | 80 | A90711/64 |
| | 4.40 | 0.1732 | 47 | 80 | A9074.4 |
| | 4.50 | 0.1771 | 47 | 80 | A9074.5 |

| $d_1$ Øh8 Inch | $d_1$ Øh8 mm | $d_1$ decimal Inch | $l_2$ mm | $l_1$ mm | e-Code |
|---|---|---|---|---|---|
| | 4.60 | 0.1811 | 47 | 80 | A9074.6 |
| | 4.70 | 0.1850 | 47 | 80 | A9074.7 |
| 3/16 | 4.76 | 0.1874 | 52 | 86 | A9073/16 |
| | 4.80 | 0.1889 | 52 | 86 | A9074.8 |
| | 4.90 | 0.1929 | 52 | 86 | A9074.9 |
| | 5.00 | 0.1968 | 52 | 86 | A9075.0 |
| | 5.10 | 0.2007 | 52 | 86 | A9075.1 |
| N7 | 5.11 | 0.2010 | 52 | 86 | A907N7 |
| 13/64 | 5.16 | 0.2031 | 52 | 86 | A90713/64 |
| | 5.20 | 0.2047 | 52 | 86 | A9075.2 |
| | 5.30 | 0.2086 | 52 | 86 | A9075.3 |
| | 5.40 | 0.2125 | 57 | 93 | A9075.4 |
| | 5.50 | 0.2165 | 57 | 93 | A9075.5 |
| 7/32 | 5.56 | 0.2188 | 57 | 93 | A9077/32 |
| | 5.60 | 0.2204 | 57 | 93 | A9075.6 |
| | 5.70 | 0.2244 | 57 | 93 | A9075.7 |
| | 5.80 | 0.2283 | 57 | 93 | A9075.8 |
| | 5.90 | 0.2322 | 57 | 93 | A9075.9 |
| 15/64 | 5.95 | 0.2342 | 57 | 93 | A90715/64 |
| | 6.00 | 0.2362 | 57 | 93 | A9076.0 |
| | 6.10 | 0.2401 | 63 | 101 | A9076.1 |
| | 6.20 | 0.2440 | 63 | 101 | A9076.2 |
| | 6.30 | 0.2480 | 63 | 101 | A9076.3 |
| 1/4 | 6.35 | 0.2500 | 63 | 101 | A9071/4 |
| | 6.40 | 0.2519 | 63 | 101 | A9076.4 |
| | 6.50 | 0.2559 | 63 | 101 | A9076.5 |
| F | 6.53 | 0.2570 | 63 | 101 | A907F |
| | 6.60 | 0.2598 | 63 | 101 | A9076.6 |
| | 6.70 | 0.2637 | 63 | 101 | A9076.7 |
| 17/64 | 6.75 | 0.2657 | 69 | 109 | A90717/64 |
| | 6.80 | 0.2677 | 69 | 109 | A9076.8 |
| | 6.90 | 0.2716 | 69 | 109 | A9076.9 |
| I | 6.91 | 0.2720 | 69 | 109 | A907I |
| | 7.00 | 0.2755 | 69 | 109 | A9077.0 |
| | 7.10 | 0.2795 | 69 | 109 | A9077.1 |
| 9/32 | 7.14 | 0.2811 | 69 | 109 | A9079/32 |
| | 7.20 | 0.2834 | 69 | 109 | A9077.2 |
| | 7.30 | 0.2874 | 69 | 109 | A9077.3 |
| | 7.40 | 0.2913 | 69 | 109 | A9077.4 |
| | 7.50 | 0.2952 | 69 | 109 | A9077.5 |
| 19/64 | 7.54 | 0.2968 | 75 | 117 | A90719/64 |
| | 7.60 | 0.2992 | 75 | 117 | A9077.6 |
| | 7.70 | 0.3031 | 75 | 117 | A9077.7 |
| | 7.80 | 0.3070 | 75 | 117 | A9077.8 |

# A907

| $d_1$ Øh8 Inch | $d_1$ Øh8 mm | $d_1$ decimal Inch | $l_2$ mm | $l_1$ mm | e-Code |
|---|---|---|---|---|---|
| | 7.90 | 0.3110 | 75 | 117 | **A9077.9** |
| **5/16** | 7.94 | 0.3125 | 75 | 117 | **A9075/16** |
| | 8.00 | 0.3149 | 75 | 117 | **A9078.0** |
| | 8.10 | 0.3188 | 75 | 117 | **A9078.1** |
| | 8.20 | 0.3228 | 75 | 117 | **A9078.2** |
| | 8.30 | 0.3267 | 75 | 117 | **A9078.3** |
| **21/64** | 8.33 | 0.3279 | 75 | 117 | **A90721/64** |
| | 8.40 | 0.3307 | 75 | 117 | **A9078.4** |
| **Q** | 8.43 | 0.3320 | 75 | 117 | **A907Q** |
| | 8.50 | 0.3346 | 75 | 117 | **A9078.5** |
| | 8.60 | 0.3385 | 81 | 125 | **A9078.6** |
| **R** | 8.61 | 0.3390 | 75 | 117 | **A907R** |
| | 8.70 | 0.3425 | 81 | 125 | **A9078.7** |
| **11/32** | 8.73 | 0.3437 | 81 | 125 | **A90711/32** |
| | 8.80 | 0.3464 | 81 | 125 | **A9078.8** |
| | 8.90 | 0.3503 | 81 | 125 | **A9078.9** |
| | 9.00 | 0.3543 | 81 | 125 | **A9079.0** |
| | 9.10 | 0.3582 | 81 | 125 | **A9079.1** |
| **23/64** | 9.13 | 0.3594 | 81 | 125 | **A90723/64** |
| | 9.20 | 0.3622 | 81 | 125 | **A9079.2** |
| | 9.30 | 0.3661 | 81 | 125 | **A9079.3** |
| | 9.40 | 0.3700 | 81 | 125 | **A9079.4** |
| | 9.50 | 0.3740 | 81 | 125 | **A9079.5** |
| **3/8** | 9.53 | 0.3751 | 87 | 133 | **A9073/8** |
| | 9.60 | 0.3779 | 87 | 133 | **A9079.6** |
| | 9.70 | 0.3818 | 87 | 133 | **A9079.7** |
| | 9.80 | 0.3858 | 87 | 133 | **A9079.8** |
| | 9.90 | 0.3897 | 87 | 133 | **A9079.9** |
| **25/64** | 9.92 | 0.3905 | 87 | 133 | **A90725/64** |
| | 10.00 | 0.3937 | 87 | 133 | **A90710.0** |
| | 10.20 | 0.4015 | 87 | 133 | **A90710.2** |
| | 10.30 | 0.4055 | 87 | 133 | **A90710.3** |

| $d_1$ Øh8 Inch | $d_1$ Øh8 mm | $d_1$ decimal Inch | $l_2$ mm | $l_1$ mm | e-Code |
|---|---|---|---|---|---|
| **13/32** | 10.32 | 0.4062 | 87 | 133 | **A90713/32** |
| | 10.40 | 0.4094 | 87 | 133 | **A90710.4** |
| | 10.50 | 0.4133 | 87 | 133 | **A90710.5** |
| **27/64** | 10.72 | 0.4220 | 97 | 142 | **A90727/64** [1] |
| | 10.80 | 0.4251 | 97 | 142 | **A90710.8** [1] |
| | 11.00 | 0.4330 | 97 | 142 | **A90711.0** [1] |
| **7/16** | 11.11 | 0.4374 | 97 | 142 | **A9077/16** [1] |
| | 11.20 | 0.4409 | 97 | 142 | **A90711.2** [1] |
| | 11.50 | 0.4527 | 97 | 142 | **A90711.5** [1] |
| **29/64** | 11.51 | 0.4531 | 97 | 142 | **A90729/64** [1] |
| | 11.80 | 0.4645 | 97 | 142 | **A90711.8** [1] |
| **15/32** | 11.91 | 0.4688 | 106 | 151 | **A90715/32** [1] |
| | 12.00 | 0.4724 | 106 | 151 | **A90712.0** [1] |
| | 12.20 | 0.4803 | 106 | 151 | **A90712.2** [1] |
| **31/64** | 12.30 | 0.4842 | 106 | 151 | **A90731/64** [1] |
| | 12.50 | 0.4921 | 106 | 151 | **A90712.5** [1] |
| **1/2** | 12.70 | 0.5000 | 106 | 151 | **A9071/2** [1] |
| | 12.80 | 0.5039 | 106 | 151 | **A90712.8** [1] |
| | 13.00 | 0.5118 | 106 | 151 | **A90713.0** [1] |
| | 13.50 | 0.5314 | 115 | 160 | **A90713.5** [1] |
| | 14.00 | 0.5511 | 115 | 160 | **A90714.0** [1] |
| | 14.50 | 0.5708 | 121 | 169 | **A90714.5** [1] |
| | 15.00 | 0.5905 | 121 | 169 | **A90715.0** [1] |
| | 15.50 | 0.6102 | 130 | 178 | **A90715.5** [1] |
| | 16.00 | 0.6299 | 130 | 178 | **A90716.0** [1] |
| | 17.00 | 0.6693 | 138 | 184 | **A90717.0** [1] |
| | 17.50 | 0.6890 | 145 | 191 | **A90717.5** [1] |
| | 18.00 | 0.7087 | 150 | 198 | **A90718.0** [1] [2] |
| | 19.00 | 0.7480 | 158 | 205 | **A90719.0** [1] [2] |
| | 20.00 | 0.7874 | 162 | 215 | **A90720.0** [1] [2] |

[1] Flute Lengths Longer than Standard / Nutlänge länger als Standard / Spiraalgroef langer dan standaard / Goujures plus longues que le standard / Longitudes de la Estria superiores a la standard / Navalha mais comprida que o Standard

[2] Overall Lengths Longer than Standard / Gesamtlänge länger als Standard / Totale lengte langer dan standaard / Longueur totale plus longue que le standard / Longitudes totales superiores a la standard / Comprimento Total mais que o Standard

# A577

DORMER

- PFX Jobber Drill
- PFX - Spiralbohrer
- PFX boor
- Foret PFX court
- Broca PFX Serie Corta
- Broca Curta PFX




PFX

## A577

■ 1.3 1.4 1.5 1.6 2.2 3.1 3.2 3.3 3.4 7.4

● 1.1 1.2 2.1 2.3 4.1 4.2 4.3 5.1 5.2 5.3 6.3 6.4

| $d_1$ Ø$h_8$ mm | $d_1$ decimal Inch | $l_2$ mm | $l_1$ mm | e-Code |
|---|---|---|---|---|
| **1.50** | 0.0590 | 18 | 40 | **A5771.5** |
| **2.00** | 0.0787 | 24 | 49 | **A5772.0** |
| **2.50** | 0.0984 | 30 | 57 | **A5772.5** |
| **2.60** | 0.1023 | 30 | 57 | **A5772.6** |
| **3.00** | 0.1181 | 33 | 61 | **A5773.0** |
| **3.10** | 0.1220 | 36 | 65 | **A5773.1** |
| **3.20** | 0.1259 | 36 | 65 | **A5773.2** |
| **3.30** | 0.1299 | 36 | 65 | **A5773.3** |
| **3.40** | 0.1338 | 39 | 70 | **A5773.4** |
| **3.50** | 0.1377 | 39 | 70 | **A5773.5** |
| **3.60** | 0.1417 | 39 | 70 | **A5773.6** |
| **3.70** | 0.1456 | 39 | 70 | **A5773.7** |
| **3.80** | 0.1496 | 43 | 75 | **A5773.8** |
| **3.90** | 0.1535 | 43 | 75 | **A5773.9** |
| **4.00** | 0.1574 | 43 | 75 | **A5774.0** |
| **4.10** | 0.1614 | 43 | 75 | **A5774.1** |
| **4.20** | 0.1653 | 43 | 75 | **A5774.2** |
| **4.30** | 0.1692 | 47 | 80 | **A5774.3** |
| **4.40** | 0.1732 | 47 | 80 | **A5774.4** |
| **4.50** | 0.1771 | 47 | 80 | **A5774.5** |
| **4.60** | 0.1811 | 47 | 80 | **A5774.6** |
| **4.70** | 0.1850 | 47 | 80 | **A5774.7** |
| **4.80** | 0.1889 | 52 | 86 | **A5774.8** |
| **4.90** | 0.1929 | 52 | 86 | **A5774.9** |
| **5.00** | 0.1968 | 52 | 86 | **A5775.0** |
| **5.10** | 0.2007 | 52 | 86 | **A5775.1** |
| **5.20** | 0.2047 | 52 | 86 | **A5775.2** |
| **5.30** | 0.2086 | 52 | 86 | **A5775.3** |
| **5.40** | 0.2125 | 57 | 93 | **A5775.4** |
| **5.50** | 0.2165 | 57 | 93 | **A5775.5** |
| **5.60** | 0.2204 | 57 | 93 | **A5775.6** |
| **5.70** | 0.2244 | 57 | 93 | **A5775.7** |
| **5.80** | 0.2283 | 57 | 93 | **A5775.8** |
| **5.90** | 0.2322 | 57 | 93 | **A5775.9** |
| **6.00** | 0.2362 | 57 | 93 | **A5776.0** |
| **6.10** | 0.2401 | 63 | 101 | **A5776.1** |
| **6.20** | 0.2440 | 63 | 101 | **A5776.2** |
| **6.30** | 0.2480 | 63 | 101 | **A5776.3** |
| **6.40** | 0.2519 | 63 | 101 | **A5776.4** |
| **6.50** | 0.2559 | 63 | 101 | **A5776.5** |
| **6.60** | 0.2598 | 63 | 101 | **A5776.6** |
| **6.70** | 0.2637 | 63 | 101 | **A5776.7** |

| $d_1$ Ø$h_8$ mm | $d_1$ decimal Inch | $l_2$ mm | $l_1$ mm | e-Code |
|---|---|---|---|---|
| **6.80** | 0.2677 | 69 | 109 | **A5776.8** |
| **6.90** | 0.2716 | 69 | 109 | **A5776.9** |
| **7.00** | 0.2755 | 69 | 109 | **A5777.0** |
| **7.10** | 0.2795 | 69 | 109 | **A5777.1** |
| **7.20** | 0.2834 | 69 | 109 | **A5777.2** |
| **7.30** | 0.2874 | 69 | 109 | **A5777.3** |
| **7.40** | 0.2913 | 69 | 109 | **A5777.4** |
| **7.50** | 0.2952 | 69 | 109 | **A5777.5** |
| **7.60** | 0.2992 | 75 | 117 | **A5777.6** |
| **7.70** | 0.3031 | 75 | 117 | **A5777.7** |
| **7.80** | 0.3070 | 75 | 117 | **A5777.8** |
| **7.90** | 0.3110 | 75 | 117 | **A5777.9** |
| **8.00** | 0.3149 | 75 | 117 | **A5778.0** |
| **8.10** | 0.3188 | 75 | 117 | **A5778.1** |
| **8.20** | 0.3228 | 75 | 117 | **A5778.2** |
| **8.30** | 0.3267 | 75 | 117 | **A5778.3** |
| **8.40** | 0.3307 | 75 | 117 | **A5778.4** |
| **8.50** | 0.3346 | 75 | 117 | **A5778.5** |
| **8.60** | 0.3385 | 81 | 125 | **A5778.6** |
| **8.70** | 0.3425 | 81 | 125 | **A5778.7** |
| **8.80** | 0.3464 | 81 | 125 | **A5778.8** |
| **8.90** | 0.3503 | 81 | 125 | **A5778.9** |
| **9.00** | 0.3543 | 81 | 125 | **A5779.0** |
| **9.10** | 0.3582 | 81 | 125 | **A5779.1** |
| **9.20** | 0.3622 | 81 | 125 | **A5779.2** |
| **9.30** | 0.3661 | 81 | 125 | **A5779.3** |
| **9.40** | 0.3700 | 81 | 125 | **A5779.4** |
| **9.50** | 0.3740 | 81 | 125 | **A5779.5** |
| **9.60** | 0.3779 | 87 | 133 | **A5779.6** |
| **9.70** | 0.3818 | 87 | 133 | **A5779.7** |
| **9.80** | 0.3858 | 87 | 133 | **A5779.8** |
| **9.90** | 0.3897 | 87 | 133 | **A5779.9** |
| **10.00** | 0.3937 | 87 | 133 | **A57710.0** |
| **10.20** | 0.4015 | 87 | 133 | **A57710.2** |
| **10.30** | 0.4055 | 87 | 133 | **A57710.3** |
| **10.40** | 0.4094 | 87 | 133 | **A57710.4** |
| **10.50** | 0.4133 | 87 | 133 | **A57710.5** |
| **10.80** | 0.4251 | 94 | 142 | **A57710.8** |
| **11.00** | 0.4330 | 97 | 142 | **A57711.0** [1)] |
| **11.20** | 0.4409 | 97 | 142 | **A57711.2** [1)] |
| **11.50** | 0.4527 | 97 | 142 | **A57711.5** [1)] |
| **11.80** | 0.4645 | 97 | 142 | **A57711.8** [1)] |

[1)] Flute Lengths Longer than Standard / Nutlänge länger als Standard / Spiraalgroef langer dan standaard / Goujures plus longues que le standard / Longitudes de la Estria superiores a la standard / Navalha mais comprida que o Standard

# A577

| $d_1$ Øh8 mm | $d_1$ decimal Inch | $l_2$ mm | $l_1$ mm | e-Code |
|---|---|---|---|---|
| **12.00** | 0.4724 | 106 | 151 | **A57712.0** [1] |
| **12.20** | 0.4803 | 106 | 151 | **A57712.2** [1] |
| **12.50** | 0.4921 | 106 | 151 | **A57712.5** [1] |
| **12.80** | 0.5039 | 106 | 151 | **A57712.8** [1] |
| **13.00** | 0.5118 | 106 | 151 | **A57713.0** [1] |
| **13.50** | 0.5314 | 115 | 160 | **A57713.5** [1] |

| $d_1$ Øh8 mm | $d_1$ decimal Inch | $l_2$ mm | $l_1$ mm | e-Code |
|---|---|---|---|---|
| **14.00** | 0.5511 | 115 | 160 | **A57714.0** [1] |
| **14.50** | 0.5708 | 121 | 169 | **A57714.5** [1] |
| **15.00** | 0.5905 | 121 | 169 | **A57715.0** [1] |
| **15.50** | 0.6102 | 130 | 178 | **A57715.5** [1] |
| **16.00** | 0.6299 | 130 | 178 | **A57716.0** [1] |

[1] Flute Lengths Longer than Standard / Nutlänge länger als Standard / Spiraalgroef langer dan standaard / Goujures plus longues que le standard / Longitudes de la Estria superiores a la standard / Navalha mais comprida que o Standard

# A166

- Taper Shank Drill
- Spiralbohrer, MK
- Boor met morseconus
- Foret queue cône morse
- Broca de mango cónico
- Broca de Haste Cónica

## A166

■ 3.1 3.2 3.3 3.4

● 1.1 1.2 1.3 1.4 1.5 1.6 2.1 2.2 2.3 4.1 4.2 4.3 5.1 5.2 5.3 6.1 6.2 6.3 6.4 7.1 7.2 7.3 7.4 8.2 9.1

| $d_1$ Ø$h_8$ mm | $d_1$ decimal Inch | $l_2$ mm | $l_1$ mm | MK | e-Code |
|---|---|---|---|---|---|
| **10.00** | 0.3937 | 87 | 168 | 1 | **A16610.0** |
| **10.50** | 0.4133 | 87 | 168 | 1 | **A16610.5** |
| **11.00** | 0.4330 | 94 | 175 | 1 | **A16611.0** |
| **11.50** | 0.4527 | 94 | 175 | 1 | **A16611.5** |
| **12.00** | 0.4724 | 101 | 182 | 1 | **A16612.0** |
| **13.00** | 0.5118 | 101 | 182 | 1 | **A16613.0** |
| **13.50** | 0.5314 | 108 | 189 | 1 | **A16613.5** |
| **14.00** | 0.5511 | 108 | 189 | 1 | **A16614.0** |
| **15.00** | 0.5905 | 114 | 212 | 2 | **A16615.0** |
| **16.00** | 0.6299 | 120 | 218 | 2 | **A16616.0** |
| **17.00** | 0.6692 | 125 | 223 | 2 | **A16617.0** |
| **17.50** | 0.6889 | 130 | 228 | 2 | **A16617.5** |
| **18.00** | 0.7086 | 130 | 228 | 2 | **A16618.0** |
| **19.00** | 0.7480 | 135 | 233 | 2 | **A16619.0** |

| $d_1$ Ø$h_8$ mm | $d_1$ decimal Inch | $l_2$ mm | $l_1$ mm | MK | e-Code |
|---|---|---|---|---|---|
| **20.00** | 0.7874 | 140 | 238 | 2 | **A16620.0** |
| **21.00** | 0.8267 | 145 | 243 | 2 | **A16621.0** |
| **22.00** | 0.8661 | 150 | 248 | 2 | **A16622.0** |
| **22.50** | 0.8858 | 155 | 253 | 2 | **A16622.5** |
| **23.00** | 0.9055 | 155 | 253 | 2 | **A16623.0** |
| **24.00** | 0.9448 | 160 | 281 | 3 | **A16624.0** |
| **25.00** | 0.9842 | 160 | 281 | 3 | **A16625.0** |
| **26.00** | 1.0236 | 165 | 286 | 3 | **A16626.0** |
| **27.00** | 1.0629 | 170 | 291 | 3 | **A16627.0** |
| **28.00** | 1.1023 | 170 | 291 | 3 | **A16628.0** |
| **29.00** | 1.1417 | 175 | 296 | 3 | **A16629.0** |
| **30.00** | 1.1811 | 175 | 296 | 3 | **A16630.0** |
| **32.00** | 1.2598 | 185 | 334 | 4 | **A16632.0** |
| **33.00** | 1.2992 | 185 | 334 | 4 | **A16633.0** |

# A134

- Taper Shank Drill
- Spiralbohrer, MK
- Boor met morseconus
- Foret queue cône morse
- Broca de mango cónico
- Broca de Haste Cónica

## A134

Above 14.0mm - Point Thinned / über 14mmØ ausgespitzt / Boven 14,0mm - uitgedund / Au dessus du Ø 14,0 mm - Pointe amincie / Por encima de 14,0mm-Punta adelgazada / Acima de 14.0mm - Alma Corrigida

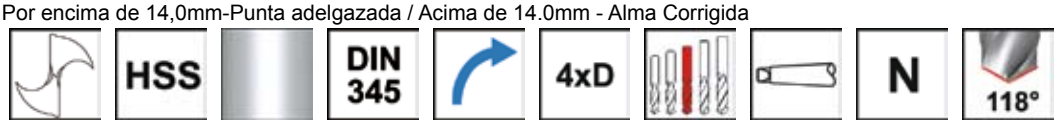


■ 6.1 6.2 6.3 6.4 7.1 7.2 7.3 7.4 8.1

● 1.1 1.2 1.3 1.4 1.5 1.6 2.1 2.2 2.3 3.1 3.2 3.3 3.4 4.1 4.2 4.3 5.1 5.2 5.3 8.2 8.3 9.1

| $d_1$ Ø$h_8$ mm | $d_1$ decimal Inch | $l_2$ mm | $l_1$ mm | MK | e-Code |
|---|---|---|---|---|---|
| **10.00** | 0.3937 | 87 | 168 | 1 | **A13410.0** |
| **10.20** | 0.4016 | 87 | 168 | 1 | **A13410.2** |
| **10.50** | 0.4134 | 87 | 168 | 1 | **A13410.5** |
| **11.00** | 0.4331 | 94 | 175 | 1 | **A13411.0** |
| **11.50** | 0.4528 | 94 | 175 | 1 | **A13411.5** |
| **12.00** | 0.4724 | 101 | 182 | 1 | **A13412.0** |
| **12.50** | 0.4921 | 101 | 182 | 1 | **A13412.5** |
| **13.00** | 0.5118 | 101 | 182 | 1 | **A13413.0** |
| **13.50** | 0.5315 | 108 | 189 | 1 | **A13413.5** |
| **14.00** | 0.5512 | 108 | 189 | 1 | **A13414.0** |
| **14.50** | 0.5709 | 114 | 212 | 2 | **A13414.5** |
| **15.00** | 0.5906 | 114 | 212 | 2 | **A13415.0** |
| **15.50** | 0.6102 | 120 | 218 | 2 | **A13415.5** |
| **16.00** | 0.6299 | 120 | 218 | 2 | **A13416.0** |
| **16.50** | 0.6496 | 125 | 223 | 2 | **A13416.5** |
| **17.00** | 0.6693 | 125 | 223 | 2 | **A13417.0** |
| **17.50** | 0.6890 | 130 | 228 | 2 | **A13417.5** |
| **18.00** | 0.7087 | 130 | 228 | 2 | **A13418.0** |
| **18.50** | 0.7283 | 135 | 233 | 2 | **A13418.5** |
| **19.00** | 0.7480 | 135 | 233 | 2 | **A13419.0** |
| **19.50** | 0.7677 | 140 | 238 | 2 | **A13419.5** |
| **20.00** | 0.7913 | 140 | 238 | 2 | **A13420.0** |
| **20.50** | 0.8071 | 145 | 243 | 2 | **A13420.5** |
| **21.00** | 0.8268 | 145 | 243 | 2 | **A13421.0** |

| $d_1$ Ø$h_8$ mm | $d_1$ decimal Inch | $l_2$ mm | $l_1$ mm | MK | e-Code |
|---|---|---|---|---|---|
| **21.50** | 0.8465 | 150 | 248 | 2 | **A13421.5** |
| **22.00** | 0.8661 | 150 | 248 | 2 | **A13422.0** |
| **22.50** | 0.8858 | 155 | 253 | 2 | **A13422.5** |
| **23.00** | 0.9055 | 155 | 253 | 2 | **A13423.0** |
| **23.50** | 0.9252 | 155 | 276 | 3 | **A13423.5** |
| **24.00** | 0.9449 | 160 | 281 | 3 | **A13424.0** |
| **24.50** | 0.9646 | 160 | 281 | 3 | **A13424.5** |
| **25.00** | 0.9843 | 160 | 281 | 3 | **A13425.0** |
| **25.50** | 1.0039 | 165 | 286 | 3 | **A13425.5** |
| **26.00** | 1.0236 | 165 | 286 | 3 | **A13426.0** |
| **26.50** | 1.0433 | 165 | 286 | 3 | **A13426.5** |
| **27.00** | 1.0630 | 170 | 291 | 3 | **A13427.0** |
| **27.50** | 1.0827 | 170 | 291 | 3 | **A13427.5** |
| **28.00** | 1.1024 | 170 | 291 | 3 | **A13428.0** |
| **28.50** | 1.1220 | 175 | 296 | 3 | **A13428.5** |
| **29.00** | 1.1417 | 175 | 296 | 3 | **A13429.0** |
| **29.50** | 1.1614 | 175 | 296 | 3 | **A13429.5** |
| **30.00** | 1.1811 | 175 | 296 | 3 | **A13430.0** |
| **30.50** | 1.2008 | 180 | 301 | 3 | **A13430.5** |
| **31.00** | 1.2205 | 180 | 301 | 3 | **A13431.0** |
| **31.50** | 1.2402 | 180 | 301 | 3 | **A13431.5** |
| **32.00** | 1.2598 | 185 | 334 | 4 | **A13432.0** |

# A130

DORMER

- Taper Shank Drill
- Spiralbohrer, MK
- Boor met morseconus
- Foret queue cône morse
- Broca de mango cónico
- Broca de Haste Cónica

## A130

Above 14.0mm - Point Thinned / über 14mmØ ausgespitzt / Boven 14,0mm - uitgedund / Au dessus du Ø 14,0 mm - Pointe amincie / Por encima de 14,0mm-Punta adelgazada / Acima de 14.0mm - Alma Corrigida

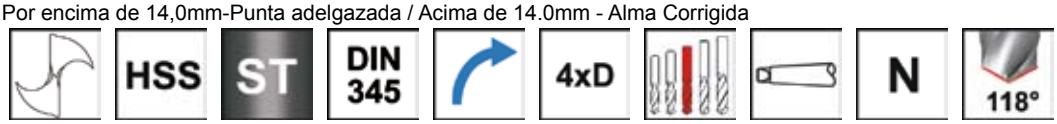


■ 1.1 1.2 1.3 1.4 3.1 3.2

● 1.5 1.6 2.1 2.2 2.3 3.3 3.4 4.1 4.2 4.3 5.1 5.2 5.3 6.1 6.2 6.3 6.4 7.1 7.2 7.3 7.4 8.1 8.2 8.3 9.1

| $d_1$ Øh8 Inch | $d_1$ Øh8 mm | $d_1$ decimal Inch | $l_2$ mm | $l_1$ mm | MK | e-Code |
|---|---|---|---|---|---|---|
| | 2.00 | 0.0787 | 24 | 105 | 1 | **A1302.0** |
| | 2.50 | 0.0984 | 30 | 111 | 1 | **A1302.5** |
| | 3.00 | 0.1181 | 33 | 114 | 1 | **A1303.0** |
| **1/8** | 3.18 | 0.1251 | 36 | 117 | 1 | **A1301/8** |
| | 3.20 | 0.1259 | 36 | 117 | 1 | **A1303.2** |
| | 3.25 | 0.1279 | 36 | 117 | 1 | **A1303.25** |
| | 3.30 | 0.1299 | 36 | 117 | 1 | **A1303.3** |
| | 3.50 | 0.1377 | 39 | 120 | 1 | **A1303.5** |
| **9/64** | 3.57 | 0.1405 | 39 | 120 | 1 | **A1309/64** |
| | 3.75 | 0.1476 | 39 | 120 | 1 | **A1303.75** |
| **5/32** | 3.97 | 0.1562 | 43 | 124 | 1 | **A1305/32** |
| | 4.00 | 0.1574 | 43 | 124 | 1 | **A1304.0** |
| | 4.10 | 0.1614 | 43 | 124 | 1 | **A1304.1** |
| | 4.20 | 0.1653 | 43 | 124 | 1 | **A1304.2** |
| | 4.25 | 0.1673 | 43 | 124 | 1 | **A1304.25** |
| **11/64** | 4.37 | 0.1720 | 47 | 128 | 1 | **A13011/64** |
| | 4.50 | 0.1771 | 47 | 128 | 1 | **A1304.5** |
| | 4.75 | 0.1870 | 52 | 128 | 1 | **A1304.75** |
| **3/16** | 4.76 | 0.1874 | 52 | 133 | 1 | **A1303/16** |
| | 4.80 | 0.1889 | 52 | 133 | 1 | **A1304.8** |
| | 4.90 | 0.1929 | 52 | 133 | 1 | **A1304.9** |
| | 5.00 | 0.1968 | 52 | 133 | 1 | **A1305.0** |
| | 5.10 | 0.2007 | 52 | 133 | 1 | **A1305.1** |
| **13/64** | 5.16 | 0.2031 | 52 | 133 | 1 | **A13013/64** |
| | 5.20 | 0.2047 | 52 | 133 | 1 | **A1305.2** |
| | 5.25 | 0.2066 | 52 | 133 | 1 | **A1305.25** |
| | 5.40 | 0.2125 | 57 | 138 | 1 | **A1305.4** |
| | 5.50 | 0.2165 | 57 | 138 | 1 | **A1305.5** |
| **7/32** | 5.56 | 0.2188 | 57 | 138 | 1 | **A1307/32** |
| | 5.70 | 0.2244 | 57 | 138 | 1 | **A1305.7** |
| | 5.75 | 0.2263 | 57 | 138 | 1 | **A1305.75** |
| | 5.80 | 0.2283 | 57 | 138 | 1 | **A1305.8** |
| | 5.90 | 0.2322 | 57 | 138 | 1 | **A1305.9** |
| **15/64** | 5.95 | 0.2342 | 57 | 138 | 1 | **A13015/64** |
| | 6.00 | 0.2362 | 57 | 138 | 1 | **A1306.0** |
| | 6.10 | 0.2401 | 63 | 144 | 1 | **A1306.1** |
| | 6.20 | 0.2440 | 63 | 144 | 1 | **A1306.2** |
| | 6.25 | 0.2460 | 63 | 144 | 1 | **A1306.25** |
| | 6.30 | 0.2480 | 63 | 144 | 1 | **A1306.3** |
| **1/4** | 6.35 | 0.2500 | 63 | 144 | 1 | **A1301/4** |
| | 6.40 | 0.2519 | 63 | 144 | 1 | **A1306.4** |
| | 6.50 | 0.2559 | 63 | 144 | 1 | **A1306.5** |

| $d_1$ Øh8 Inch | $d_1$ Øh8 mm | $d_1$ decimal Inch | $l_2$ mm | $l_1$ mm | MK | e-Code |
|---|---|---|---|---|---|---|
| | 6.60 | 0.2598 | 63 | 144 | 1 | **A1306.6** |
| | 6.70 | 0.2637 | 63 | 144 | 1 | **A1306.7** |
| **17/64** | 6.75 | 0.2657 | 69 | 150 | 1 | **A13017/64** |
| | 6.75 | 0.2657 | 69 | 150 | 1 | **A1306.75** |
| | 6.80 | 0.2677 | 69 | 150 | 1 | **A1306.8** |
| | 6.90 | 0.2716 | 69 | 150 | 1 | **A1306.9** |
| | 7.00 | 0.2755 | 69 | 150 | 1 | **A1307.0** |
| **9/32** | 7.14 | 0.2811 | 69 | 150 | 1 | **A1309/32** |
| | 7.20 | 0.2834 | 69 | 150 | 1 | **A1307.2** |
| | 7.25 | 0.2854 | 69 | 150 | 1 | **A1307.25** |
| | 7.30 | 0.2874 | 69 | 150 | 1 | **A1307.3** |
| | 7.40 | 0.2913 | 69 | 150 | 1 | **A1307.4** |
| | 7.50 | 0.2952 | 69 | 150 | 1 | **A1307.5** |
| **19/64** | 7.54 | 0.2968 | 75 | 156 | 1 | **A13019/64** |
| | 7.70 | 0.3031 | 75 | 156 | 1 | **A1307.7** |
| | 7.75 | 0.3051 | 75 | 156 | 1 | **A1307.75** |
| | 7.80 | 0.3070 | 75 | 156 | 1 | **A1307.8** |
| | 7.90 | 0.3110 | 75 | 156 | 1 | **A1307.9** |
| **5/16** | 7.94 | 0.3125 | 75 | 156 | 1 | **A1305/16** |
| | 8.00 | 0.3149 | 75 | 156 | 1 | **A1308.0** |
| | 8.10 | 0.3188 | 75 | 156 | 1 | **A1308.1** |
| | 8.20 | 0.3228 | 75 | 156 | 1 | **A1308.2** |
| | 8.25 | 0.3248 | 75 | 156 | 1 | **A1308.25** |
| | 8.30 | 0.3267 | 75 | 156 | 1 | **A1308.3** |
| **21/64** | 8.33 | 0.3279 | 75 | 156 | 1 | **A13021/64** |
| | 8.40 | 0.3307 | 75 | 156 | 1 | **A1308.4** |
| | 8.50 | 0.3346 | 75 | 156 | 1 | **A1308.5** |
| | 8.60 | 0.3385 | 81 | 162 | 1 | **A1308.6** |
| | 8.70 | 0.3425 | 81 | 162 | 1 | **A1308.7** |
| **11/32** | 8.73 | 0.3437 | 81 | 162 | 1 | **A13011/32** |
| | 8.75 | 0.3444 | 81 | 162 | 1 | **A1308.75** |
| | 8.80 | 0.3464 | 81 | 162 | 1 | **A1308.8** |
| | 8.90 | 0.3503 | 81 | 162 | 1 | **A1308.9** |
| | 9.00 | 0.3543 | 81 | 162 | 1 | **A1309.0** |
| | 9.10 | 0.3582 | 81 | 162 | 1 | **A1309.1** |
| **23/64** | 9.13 | 0.3594 | 81 | 162 | 1 | **A13023/64** |
| | 9.20 | 0.3622 | 81 | 162 | 1 | **A1309.2** |
| | 9.25 | 0.3641 | 81 | 162 | 1 | **A1309.25** |
| | 9.30 | 0.3661 | 81 | 162 | 1 | **A1309.3** |
| | 9.50 | 0.3740 | 81 | 162 | 1 | **A1309.5** |
| **3/8** | 9.53 | 0.3751 | 87 | 168 | 1 | **A1303/8** |
| | 9.60 | 0.3779 | 87 | 168 | 1 | **A1309.6** |

# A130

| $d_1$ Øh8 Inch | $d_1$ Øh8 mm | $d_1$ decimal Inch | $l_2$ mm | $l_1$ mm | MK | e-Code |
|---|---|---|---|---|---|---|
| | 9.70 | 0.3818 | 87 | 168 | 1 | **A1309.7** |
| | 9.75 | 0.3838 | 87 | 168 | 1 | **A1309.75** |
| | 9.80 | 0.3858 | 87 | 168 | 1 | **A1309.8** |
| | 9.90 | 0.3897 | 87 | 168 | 1 | **A1309.9** |
| **25/64** | 9.92 | 0.3905 | 87 | 168 | 1 | **A13025/64** |
| | 10.00 | 0.3937 | 87 | 168 | 1 | **A13010.0** |
| | 10.10 | 0.3976 | 87 | 168 | 1 | **A13010.1** |
| | 10.20 | 0.4015 | 87 | 168 | 1 | **A13010.2** |
| | 10.25 | 0.4035 | 87 | 168 | 1 | **A13010.25** |
| | 10.30 | 0.4055 | 87 | 168 | 1 | **A13010.3** |
| **13/32** | 10.32 | 0.4062 | 87 | 168 | 1 | **A13013/32** |
| | 10.50 | 0.4133 | 87 | 168 | 1 | **A13010.5** |
| **27/64** | 10.72 | 0.4220 | 94 | 175 | 1 | **A13027/64** |
| | 10.75 | 0.4232 | 94 | 175 | 1 | **A13010.75** |
| | 10.80 | 0.4251 | 94 | 175 | 1 | **A13010.8** |
| | 10.90 | 0.4291 | 94 | 175 | 1 | **A13010.9** |
| | 11.00 | 0.4330 | 94 | 175 | 1 | **A13011.0** |
| | 11.10 | 0.4370 | 94 | 175 | 1 | **A13011.1** |
| **7/16** | 11.11 | 0.4374 | 94 | 175 | 1 | **A1307/16** |
| | 11.20 | 0.4409 | 94 | 175 | 1 | **A13011.2** |
| | 11.25 | 0.4429 | 94 | 175 | 1 | **A13011.25** |
| | 11.30 | 0.4448 | 94 | 175 | 1 | **A13011.3** |
| | 11.40 | 0.4488 | 94 | 175 | 1 | **A13011.4** |
| | 11.50 | 0.4527 | 94 | 175 | 1 | **A13011.5** |
| **29/64** | 11.51 | 0.4531 | 94 | 175 | 1 | **A13029/64** |
| | 11.60 | 0.4566 | 94 | 175 | 1 | **A13011.6** |
| | 11.70 | 0.4606 | 94 | 175 | 1 | **A13011.7** |
| | 11.75 | 0.4625 | 94 | 175 | 1 | **A13011.75** |
| | 11.80 | 0.4645 | 94 | 175 | 1 | **A13011.8** |
| | 11.90 | 0.4685 | 101 | 182 | 1 | **A13011.9** |
| **15/32** | 11.91 | 0.4688 | 101 | 182 | 1 | **A13015/32** |
| | 12.00 | 0.4724 | 101 | 182 | 1 | **A13012.0** |
| | 12.10 | 0.4763 | 101 | 182 | 1 | **A13012.1** |
| | 12.20 | 0.4803 | 101 | 182 | 1 | **A13012.2** |
| | 12.25 | 0.4822 | 101 | 182 | 1 | **A13012.25** |
| **31/64** | 12.30 | 0.4842 | 101 | 182 | 1 | **A13031/64** |
| | 12.30 | 0.4842 | 101 | 182 | 1 | **A13012.3** |
| | 12.40 | 0.4881 | 101 | 182 | 1 | **A13012.4** |
| | 12.50 | 0.4921 | 101 | 182 | 1 | **A13012.5** |
| | 12.60 | 0.4960 | 101 | 182 | 1 | **A13012.6** |
| | 12.70 | 0.5000 | 101 | 182 | 1 | **A13012.7** |
| **1/2** | 12.70 | 0.5000 | 101 | 182 | 1 | **A1301/2** |
| | 12.75 | 0.5019 | 101 | 182 | 1 | **A13012.75** |
| | 12.80 | 0.5039 | 101 | 182 | 1 | **A13012.8** |
| | 12.90 | 0.5078 | 101 | 182 | 1 | **A13012.9** |
| | 13.00 | 0.5118 | 101 | 182 | 1 | **A13013.0** |
| **33/64** | 13.10 | 0.5157 | 101 | 182 | 1 | **A13033/64** |
| | 13.20 | 0.5196 | 101 | 182 | 1 | **A13013.2** |
| | 13.25 | 0.5216 | 108 | 189 | 1 | **A13013.25** |
| **17/32** | 13.49 | 0.5311 | 108 | 189 | 1 | **A13017/32** |
| | 13.50 | 0.5314 | 108 | 189 | 1 | **A13013.5** |
| | 13.60 | 0.5354 | 108 | 189 | 1 | **A13013.6** |
| | 13.70 | 0.5393 | 108 | 189 | 1 | **A13013.7** |
| | 13.75 | 0.5413 | 108 | 189 | 1 | **A13013.75** |
| | 13.80 | 0.5433 | 108 | 189 | 1 | **A13013.8** |
| **35/64** | 13.89 | 0.5468 | 108 | 189 | 1 | **A13035/64** |
| | 13.90 | 0.5472 | 108 | 189 | 1 | **A13013.9** |
| | 14.00 | 0.5511 | 108 | 189 | 1 | **A13014.0** |
| | 14.10 | 0.5551 | 114 | 212 | 2 | **A13014.1** |
| | 14.20 | 0.5590 | 114 | 212 | 2 | **A13014.2** |
| | 14.25 | 0.5610 | 114 | 212 | 2 | **A13014.25** |
| **9/16** | 14.29 | 0.5625 | 114 | 212 | 2 | **A1309/16** |
| | 14.30 | 0.5629 | 114 | 212 | 2 | **A13014.3** |
| | 14.40 | 0.5669 | 114 | 212 | 2 | **A13014.4** |
| | 14.50 | 0.5708 | 114 | 212 | 2 | **A13014.5** |
| | 14.60 | 0.5748 | 114 | 212 | 2 | **A13014.6** |
| **37/64** | 14.68 | 0.5779 | 114 | 212 | 2 | **A13037/64** |
| | 14.70 | 0.5787 | 114 | 212 | 2 | **A13014.7** |
| | 14.75 | 0.5807 | 114 | 212 | 2 | **A13014.75** |
| | 14.80 | 0.5826 | 114 | 212 | 2 | **A13014.8** |

| $d_1$ Øh8 Inch | $d_1$ Øh8 mm | $d_1$ decimal Inch | $l_2$ mm | $l_1$ mm | MK | e-Code |
|---|---|---|---|---|---|---|
| | 14.90 | 0.5866 | 114 | 212 | 2 | **A13014.9** |
| | 15.00 | 0.5905 | 114 | 212 | 2 | **A13015.0** |
| **19/32** | 15.08 | 0.5937 | 120 | 218 | 2 | **A13019/32** |
| | 15.10 | 0.5944 | 120 | 218 | 2 | **A13015.1** |
| | 15.20 | 0.5984 | 120 | 218 | 2 | **A13015.2** |
| | 15.25 | 0.6003 | 120 | 218 | 2 | **A13015.25** |
| **39/64** | 15.48 | 0.6094 | 120 | 218 | 2 | **A13039/64** |
| | 15.50 | 0.6102 | 120 | 218 | 2 | **A13015.5** |
| | 15.70 | 0.6181 | 120 | 218 | 2 | **A13015.7** |
| | 15.75 | 0.6200 | 120 | 218 | 2 | **A13015.75** |
| | 15.80 | 0.6220 | 120 | 218 | 2 | **A13015.8** |
| **5/8** | 15.88 | 0.6251 | 120 | 218 | 2 | **A1305/8** |
| | 15.90 | 0.6259 | 120 | 218 | 2 | **A13015.9** |
| | 16.00 | 0.6299 | 120 | 218 | 2 | **A13016.0** |
| | 16.10 | 0.6338 | 125 | 223 | 2 | **A13016.1** |
| | 16.20 | 0.6377 | 125 | 223 | 2 | **A13016.2** |
| | 16.25 | 0.6397 | 125 | 223 | 2 | **A13016.25** |
| **41/64** | 16.27 | 0.6405 | 125 | 223 | 2 | **A13041/64** |
| | 16.50 | 0.6496 | 125 | 223 | 2 | **A13016.5** |
| **21/32** | 16.67 | 0.6562 | 125 | 223 | 2 | **A13021/32** |
| | 16.75 | 0.6594 | 125 | 223 | 2 | **A13016.75** |
| | 17.00 | 0.6692 | 125 | 223 | 2 | **A13017.0** |
| **43/64** | 17.07 | 0.6720 | 130 | 228 | 2 | **A13043/64** |
| | 17.25 | 0.6791 | 130 | 228 | 2 | **A13017.25** |
| **11/16** | 17.46 | 0.6874 | 130 | 228 | 2 | **A13011/16** |
| | 17.50 | 0.6889 | 130 | 228 | 2 | **A13017.5** |
| | 17.75 | 0.6988 | 130 | 228 | 2 | **A13017.75** |
| **45/64** | 17.86 | 0.7031 | 130 | 228 | 2 | **A13045/64** |
| | 18.00 | 0.7086 | 130 | 228 | 2 | **A13018.0** |
| | 18.25 | 0.7185 | 135 | 233 | 2 | **A13018.25** |
| **23/32** | 18.26 | 0.7188 | 135 | 233 | 2 | **A13023/32** |
| | 18.50 | 0.7283 | 135 | 233 | 2 | **A13018.5** |
| **47/64** | 18.65 | 0.7342 | 135 | 233 | 2 | **A13047/64** |
| | 18.75 | 0.7381 | 135 | 233 | 2 | **A13018.75** |
| | 19.00 | 0.7480 | 135 | 233 | 2 | **A13019.0** |
| **3/4** | 19.05 | 0.7500 | 140 | 238 | 2 | **A1303/4** |
| | 19.25 | 0.7578 | 140 | 238 | 2 | **A13019.25** |
| **49/64** | 19.45 | 0.7657 | 140 | 238 | 2 | **A13049/64** |
| | 19.50 | 0.7677 | 140 | 238 | 2 | **A13019.5** |
| | 19.75 | 0.7775 | 140 | 238 | 2 | **A13019.75** |
| **25/32** | 19.84 | 0.7811 | 140 | 238 | 2 | **A13025/32** |
| | 20.00 | 0.7874 | 140 | 238 | 2 | **A13020.0** |
| **51/64** | 20.24 | 0.7968 | 145 | 243 | 2 | **A13051/64** |
| | 20.25 | 0.7972 | 145 | 243 | 2 | **A13020.25** |
| | 20.40 | 0.8031 | 145 | 243 | 2 | **A13020.4** |
| | 20.50 | 0.8070 | 145 | 243 | 2 | **A13020.5** |
| **13/16** | 20.64 | 0.8125 | 145 | 243 | 2 | **A13013/16** |
| | 20.75 | 0.8169 | 145 | 243 | 2 | **A13020.75** |
| | 21.00 | 0.8267 | 145 | 243 | 2 | **A13021.0** |
| **53/64** | 21.03 | 0.8279 | 145 | 243 | 2 | **A13053/64** |
| | 21.25 | 0.8366 | 150 | 248 | 2 | **A13021.25** |
| **27/32** | 21.43 | 0.8437 | 150 | 248 | 2 | **A13027/32** |
| | 21.50 | 0.8464 | 150 | 248 | 2 | **A13021.5** |
| | 21.75 | 0.8562 | 150 | 248 | 2 | **A13021.75** |
| **55/64** | 21.82 | 0.8590 | 150 | 248 | 2 | **A13055/64** |
| | 22.00 | 0.8661 | 150 | 248 | 2 | **A13022.0** |
| **7/8** | 22.23 | 0.8751 | 150 | 248 | 2 | **A1307/8** |
| | 22.25 | 0.8759 | 150 | 248 | 2 | **A13022.25** |
| | 22.50 | 0.8858 | 155 | 253 | 2 | **A13022.5** |
| **57/64** | 22.62 | 0.8905 | 155 | 253 | 2 | **A13057/64** |
| | 22.75 | 0.8956 | 155 | 253 | 2 | **A13022.75** |
| | 23.00 | 0.9055 | 155 | 253 | 2 | **A13023.0** |
| **29/32** | 23.02 | 0.9062 | 155 | 253 | 2 | **A13029/32** |
| | 23.25 | 0.9153 | 155 | 276 | 3 | **A13023.25** |
| **59/64** | 23.42 | 0.9220 | 155 | 276 | 3 | **A13059/64** |
| | 23.50 | 0.9251 | 155 | 276 | 3 | **A13023.5** |
| | 23.75 | 0.9350 | 160 | 281 | 3 | **A13023.75** |
| **15/16** | 23.81 | 0.9374 | 160 | 281 | 3 | **A13015/16** |
| | 24.00 | 0.9448 | 160 | 281 | 3 | **A13024.0** |
| **61/64** | 24.21 | 0.9531 | 160 | 281 | 3 | **A13061/64** |

# A130

DORMER

| $d_1$ Øh8 Inch | $d_1$ Øh8 mm | $d_1$ decimal Inch | $l_2$ mm | $l_1$ mm | MK | e-Code |
|---|---|---|---|---|---|---|
| | 24.25 | 0.9547 | 160 | 281 | 3 | **A13024.25** |
| | 24.50 | 0.9645 | 160 | 281 | 3 | **A13024.5** |
| **31/32** | 24.61 | 0.9688 | 160 | 281 | 3 | **A13031/32** |
| | 24.75 | 0.9744 | 160 | 281 | 3 | **A13024.75** |
| | 25.00 | 0.9842 | 160 | 281 | 3 | **A13025.0** |
| **63/64** | 25.00 | 0.9842 | 160 | 286 | 3 | **A13063/64** |
| | 25.25 | 0.9940 | 165 | 286 | 3 | **A13025.25** |
| **1“** | 25.40 | 1.0000 | 165 | 286 | 3 | **A1301** |
| | 25.50 | 1.0039 | 165 | 286 | 3 | **A13025.5** |
| | 25.75 | 1.0137 | 165 | 286 | 3 | **A13025.75** |
| | 26.00 | 1.0236 | 165 | 286 | 3 | **A13026.0** |
| | 26.25 | 1.0334 | 165 | 286 | 3 | **A13026.25** |
| | 26.50 | 1.0433 | 165 | 286 | 3 | **A13026.5** |
| | 26.75 | 1.0531 | 170 | 291 | 3 | **A13026.75** |
| **1.1/16** | 26.99 | 1.0625 | 170 | 291 | 3 | **A1301.1/16** |
| | 27.00 | 1.0629 | 170 | 291 | 3 | **A13027.0** |
| | 27.25 | 1.0728 | 170 | 291 | 3 | **A13027.25** |
| | 27.50 | 1.0826 | 170 | 291 | 3 | **A13027.5** |
| | 27.75 | 1.0925 | 170 | 291 | 3 | **A13027.75** |
| | 28.00 | 1.1023 | 170 | 291 | 3 | **A13028.0** |
| | 28.25 | 1.1122 | 175 | 296 | 3 | **A13028.25** |
| | 28.50 | 1.1220 | 175 | 296 | 3 | **A13028.5** |
| **1.1/8** | 28.58 | 1.1251 | 175 | 296 | 3 | **A1301.1/8** |
| | 28.75 | 1.1318 | 175 | 296 | 3 | **A13028.75** |
| | 29.00 | 1.1417 | 175 | 296 | 3 | **A13029.0** |
| | 29.25 | 1.1515 | 175 | 296 | 3 | **A13029.25** |
| **1.5/32** | 29.37 | 1.1562 | 175 | 296 | 3 | **A1301.5/32** |
| | 29.50 | 1.1614 | 175 | 296 | 3 | **A13029.5** |
| | 29.75 | 1.1712 | 175 | 296 | 3 | **A13029.75** |
| | 30.00 | 1.1811 | 175 | 296 | 3 | **A13030.0** |
| **1.3/16** | 30.16 | 1.1874 | 180 | 301 | 3 | **A1301.3/16** |
| | 30.25 | 1.1909 | 180 | 301 | 3 | **A13030.25** |
| | 30.50 | 1.2007 | 180 | 301 | 3 | **A13030.5** |
| | 30.75 | 1.2106 | 180 | 301 | 3 | **A13030.75** |
| **1.7/32** | 30.96 | 1.2188 | 180 | 301 | 3 | **A1301.7/32** |
| | 31.00 | 1.2204 | 180 | 301 | 3 | **A13031.0** |
| | 31.25 | 1.2303 | 180 | 301 | 3 | **A13031.25** |
| | 31.50 | 1.2401 | 180 | 301 | 3 | **A13031.5** |
| | 31.75 | 1.2500 | 185 | 306 | 3 | **A13031.75** |
| **1.1/4** | 31.75 | 1.2500 | 185 | 306 | 3 | **A1301.1/4** |
| | 32.00 | 1.2598 | 185 | 334 | 4 | **A13032.0** |
| | 32.50 | 1.2795 | 185 | 334 | 4 | **A13032.5** |
| **1.9/32** | 32.54 | 1.2811 | 185 | 334 | 4 | **A1301.9/32** |
| | 33.00 | 1.2992 | 185 | 334 | 4 | **A13033.0** |
| **1.5/16** | 33.34 | 1.3125 | 185 | 334 | 4 | **A1301.5/16** |
| | 33.50 | 1.3188 | 185 | 334 | 4 | **A13033.5** |
| | 34.00 | 1.3385 | 190 | 339 | 4 | **A13034.0** |
| **1.11/32** | 34.13 | 1.3437 | 190 | 339 | 4 | **A1301.11/32** |
| | 34.50 | 1.3582 | 190 | 339 | 4 | **A13034.5** |
| **1.3/8** | 35.00 | 1.3779 | 190 | 339 | 4 | **A1301.3/8** |
| | 35.00 | 1.3779 | 190 | 339 | 4 | **A13035.0** |
| | 35.50 | 1.3976 | 190 | 339 | 4 | **A13035.5** |
| **1.13/32** | 35.72 | 1.4062 | 195 | 344 | 4 | **A1301.13/32** |
| | 36.00 | 1.4173 | 195 | 344 | 4 | **A13036.0** |
| | 36.50 | 1.4370 | 195 | 344 | 4 | **A13036.5** |
| **1.7/16** | 36.51 | 1.4374 | 195 | 344 | 4 | **A1301.7/16** |
| | 37.00 | 1.4566 | 195 | 344 | 4 | **A13037.0** |
| | 37.50 | 1.4763 | 195 | 344 | 4 | **A13037.5** |
| | 38.00 | 1.4960 | 200 | 349 | 4 | **A13038.0** |
| **1.1/2** | 38.10 | 1.5000 | 200 | 349 | 4 | **A1301.1/2** |
| | 38.50 | 1.5157 | 200 | 349 | 4 | **A13038.5** |
| | 39.00 | 1.5354 | 200 | 349 | 4 | **A13039.0** |
| | 39.50 | 1.5551 | 200 | 349 | 4 | **A13039.5** |
| **1.9/16** | 39.69 | 1.5625 | 200 | 349 | 4 | **A1301.9/16** |
| | 40.00 | 1.5748 | 200 | 349 | 4 | **A13040.0** |
| | 40.50 | 1.5944 | 205 | 354 | 4 | **A13040.5** |

| $d_1$ Øh8 Inch | $d_1$ Øh8 mm | $d_1$ decimal Inch | $l_2$ mm | $l_1$ mm | MK | e-Code |
|---|---|---|---|---|---|---|
| | 41.00 | 1.6141 | 205 | 354 | 4 | **A13041.0** |
| **1.5/8** | 41.28 | 1.6251 | 205 | 354 | 4 | **A1301.5/8** |
| | 41.50 | 1.6338 | 205 | 354 | 4 | **A13041.5** |
| | 42.00 | 1.6535 | 205 | 354 | 4 | **A13042.0** |
| | 42.50 | 1.6732 | 205 | 354 | 4 | **A13042.5** |
| **1.11/16** | 42.86 | 1.6874 | 210 | 359 | 4 | **A1301.11/16** |
| | 43.00 | 1.6929 | 210 | 359 | 4 | **A13043.0** |
| | 43.50 | 1.7125 | 210 | 359 | 4 | **A13043.5** |
| | 44.00 | 1.7322 | 210 | 359 | 4 | **A13044.0** |
| **1.3/4** | 44.45 | 1.7500 | 210 | 359 | 4 | **A1301.3/4** |
| | 44.50 | 1.7519 | 210 | 359 | 4 | **A13044.5** |
| | 45.00 | 1.7716 | 210 | 359 | 4 | **A13045.0** |
| | 45.50 | 1.7913 | 215 | 364 | 4 | **A13045.5** |
| | 46.00 | 1.8110 | 215 | 364 | 4 | **A13046.0** |
| | 46.50 | 1.8307 | 215 | 364 | 4 | **A13046.5** |
| | 47.00 | 1.8503 | 215 | 364 | 4 | **A13047.0** |
| | 47.50 | 1.8700 | 215 | 364 | 4 | **A13047.5** |
| | 48.00 | 1.8897 | 220 | 369 | 4 | **A13048.0** |
| | 48.50 | 1.9094 | 220 | 369 | 4 | **A13048.5** |
| | 49.00 | 1.9291 | 220 | 369 | 4 | **A13049.0** |
| | 49.50 | 1.9488 | 220 | 369 | 4 | **A13049.5** |
| | 50.00 | 1.9685 | 220 | 369 | 4 | **A13050.0** |
| **2“** | 50.80 | 2.0000 | 225 | 374 | 4 | **A1302** |
| | 51.00 | 2.0078 | 225 | 412 | 5 | **A13051.0** |
| | 52.00 | 2.0472 | 225 | 412 | 5 | **A13052.0** |
| | 53.00 | 2.0866 | 225 | 412 | 5 | **A13053.0** |
| | 54.00 | 2.1259 | 230 | 417 | 5 | **A13054.0** |
| | 55.00 | 2.1653 | 230 | 417 | 5 | **A13055.0** |
| | 56.00 | 2.2047 | 230 | 417 | 5 | **A13056.0** |
| | 57.00 | 2.2440 | 235 | 422 | 5 | **A13057.0** |
| | 58.00 | 2.2834 | 235 | 422 | 5 | **A13058.0** |
| | 59.00 | 2.3228 | 235 | 422 | 5 | **A13059.0** |
| | 60.00 | 2.3622 | 235 | 422 | 5 | **A13060.0** |
| | 61.00 | 2.4015 | 240 | 427 | 5 | **A13061.0** |
| | 62.00 | 2.4409 | 240 | 427 | 5 | **A13062.0** |
| | 63.00 | 2.4803 | 240 | 427 | 5 | **A13063.0** |
| **2.1/2** | 63.50 | 2.5000 | 245 | 432 | 5 | **A1302.1/2** |
| | 64.00 | 2.5196 | 245 | 432 | 5 | **A13064.0** |
| | 65.00 | 2.5590 | 245 | 432 | 5 | **A13065.0** |
| | 66.00 | 2.5984 | 245 | 432 | 5 | **A13066.0** |
| **2.5/8** | 66.68 | 2.6251 | 245 | 432 | 5 | **A1302.5/8** |
| | 67.00 | 2.6377 | 245 | 432 | 5 | **A13067.0** |
| | 68.00 | 2.6771 | 250 | 437 | 5 | **A13068.0** |
| | 69.00 | 2.7165 | 250 | 437 | 5 | **A13069.0** |
| **2.3/4** | 68.85 | 2.7106 | 250 | 437 | 5 | **A1302.3/4** |
| | 70.00 | 2.7559 | 250 | 437 | 5 | **A13070.0** |
| | 71.00 | 2.7952 | 250 | 437 | 5 | **A13071.0** |
| | 72.00 | 2.8346 | 255 | 442 | 5 | **A13072.0** |
| | 73.00 | 2.8740 | 255 | 442 | 5 | **A13073.0** |
| **2.7/8** | 73.03 | 2.8751 | 255 | 442 | 5 | **A1302.7/8** |
| | 74.00 | 2.9133 | 255 | 442 | 5 | **A13074.0** |
| | 75.00 | 2.9527 | 255 | 442 | 5 | **A13075.0** |
| | 76.00 | 2.9921 | 260 | 447 | 5 | **A13076.0** |
| **3“** | 76.20 | 3.0000 | 260 | 447 | 5 | **A1303** |
| | 77.00 | 3.0314 | 260 | 514 | 6 | **A13077.0** |
| | 78.00 | 3.0708 | 260 | 514 | 6 | **A13078.0** |
| | 79.00 | 3.1102 | 260 | 514 | 6 | **A13079.0** |
| | 80.00 | 3.1496 | 260 | 514 | 6 | **A13080.0** |
| | 81.00 | 3.1889 | 265 | 519 | 6 | **A13081.0** |
| | 84.00 | 3.3070 | 265 | 519 | 6 | **A13084.0** |
| | 85.00 | 3.3464 | 265 | 519 | 6 | **A13085.0** |
| | 90.00 | 3.5433 | 270 | 524 | 6 | **A13090.0** |
| | 95.00 | 3.7401 | 275 | 529 | 6 | **A13095.0** |
| | 100.00 | 3.9370 | 280 | 534 | 6 | **A130100.0** |

# A530

- Taper Shank Drill
- Spiralbohrer, MK
- Boor met morseconus
- Foret queue cône morse
- Broca de mango cónico
- Broca de Haste Cónica

## A530

Above 14.0mm - Point Thinned / über 14mmØ ausgespitzt / Boven 14,0mm - uitgedund / Au dessus du Ø 14,0 mm - Pointe amincie / Por encima de 14,0mm-Punta adelgazada / Acima de 14.0mm - Alma Corrigida

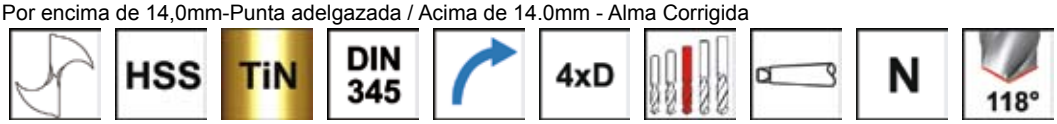


■ 1.1 1.2 1.3 1.4 3.2 3.3 6.3

● 1.5 1.6 2.1 2.2 2.3 3.1 3.4 4.1 4.2 4.3 5.1 5.2 5.3 6.1 6.2 6.4 7.1 7.2 7.3 7.4 8.1 8.2 8.3 9.1

| $d_1$ Ø$h_8$ mm | $d_1$ decimal Inch | $l_2$ mm | $l_1$ mm | MK | e-Code |
|---|---|---|---|---|---|
| **8.50** | 0.3346 | 75 | 156 | 1 | **A5308.5** |
| **9.00** | 0.3543 | 81 | 162 | 1 | **A5309.0** |
| **10.00** | 0.3937 | 87 | 168 | 1 | **A53010.0** |
| **10.20** | 0.4016 | 87 | 168 | 1 | **A53010.2** |
| **10.50** | 0.4134 | 87 | 168 | 1 | **A53010.5** |
| **11.00** | 0.4330 | 94 | 175 | 1 | **A53011.0** |
| **11.50** | 0.4527 | 94 | 175 | 1 | **A53011.5** |
| **11.75** | 0.4626 | 94 | 175 | 1 | **A53011.75** |
| **12.00** | 0.4724 | 101 | 182 | 1 | **A53012.0** |
| **12.50** | 0.4921 | 101 | 182 | 1 | **A53012.5** |
| **13.00** | 0.5118 | 101 | 182 | 1 | **A53013.0** |
| **13.50** | 0.5314 | 108 | 189 | 1 | **A53013.5** |
| **14.00** | 0.5511 | 108 | 189 | 1 | **A53014.0** |
| **14.50** | 0.5708 | 114 | 212 | 2 | **A53014.5** |
| **15.00** | 0.5905 | 114 | 212 | 2 | **A53015.0** |
| **15.25** | 0.6003 | 120 | 218 | 2 | **A53015.25** |
| **15.50** | 0.6102 | 120 | 218 | 2 | **A53015.5** |
| **16.00** | 0.6299 | 120 | 218 | 2 | **A53016.0** |
| **16.50** | 0.6496 | 125 | 223 | 2 | **A53016.5** |
| **17.00** | 0.6693 | 125 | 223 | 2 | **A53017.0** |
| **17.50** | 0.6890 | 130 | 228 | 2 | **A53017.5** |
| **18.00** | 0.7086 | 130 | 228 | 2 | **A53018.0** |
| **18.50** | 0.7283 | 135 | 233 | 2 | **A53018.5** |
| **19.00** | 0.7480 | 135 | 233 | 2 | **A53019.0** |
| **19.50** | 0.7677 | 140 | 238 | 2 | **A53019.5** |
| **20.00** | 0.7874 | 140 | 238 | 2 | **A53020.0** |

| $d_1$ Ø$h_8$ mm | $d_1$ decimal Inch | $l_2$ mm | $l_1$ mm | MK | e-Code |
|---|---|---|---|---|---|
| **20.50** | 0.8070 | 145 | 243 | 2 | **A53020.5** |
| **21.00** | 0.8268 | 145 | 243 | 2 | **A53021.0** |
| **21.50** | 0.8465 | 150 | 248 | 2 | **A53021.5** |
| **22.00** | 0.8661 | 150 | 248 | 2 | **A53022.0** |
| **22.50** | 0.8858 | 155 | 253 | 2 | **A53022.5** |
| **23.00** | 0.9055 | 155 | 253 | 2 | **A53023.0** |
| **23.50** | 0.9251 | 155 | 276 | 3 | **A53023.5** |
| **24.00** | 0.9449 | 160 | 281 | 3 | **A53024.0** |
| **24.50** | 0.9645 | 160 | 281 | 3 | **A53024.5** |
| **25.00** | 0.9843 | 160 | 281 | 3 | **A53025.0** |
| **25.50** | 1.0039 | 165 | 286 | 3 | **A53025.5** |
| **26.00** | 1.0236 | 165 | 286 | 3 | **A53026.0** |
| **26.50** | 1.0433 | 165 | 286 | 3 | **A53026.5** |
| **27.00** | 1.0630 | 170 | 291 | 3 | **A53027.0** |
| **27.50** | 1.0826 | 170 | 291 | 3 | **A53027.5** |
| **28.00** | 1.1024 | 170 | 291 | 3 | **A53028.0** |
| **28.50** | 1.1220 | 175 | 296 | 3 | **A53028.5** |
| **29.00** | 1.1417 | 175 | 296 | 3 | **A53029.0** |
| **29.50** | 1.1614 | 175 | 296 | 3 | **A53029.5** |
| **30.00** | 1.1811 | 175 | 296 | 3 | **A53030.0** |
| **31.00** | 1.2204 | 180 | 301 | 3 | **A53031.0** |
| **32.00** | 1.2598 | 185 | 334 | 4 | **A53032.0** |
| **33.00** | 1.2992 | 185 | 334 | 4 | **A53033.0** |
| **35.00** | 1.3780 | 190 | 339 | 4 | **A53035.0** |
| **40.00** | 1.5748 | 200 | 349 | 4 | **A53040.0** |

# A730

- Taper Shank Drill
- Spiralbohrer, MK
- Boor met morseconus
- Foret queue cône morse
- Broca de mango cónico
- Broca de Haste Cónica

## A730

■ 1.5 1.6 2.2 2.3 3.4

● 1.1 1.2 1.3 1.4 2.1 3.1 3.2 3.3 4.1 4.2 4.3 5.1 5.2 5.3 6.1 6.2 6.3 6.4 7.1 7.2 7.3 7.4 8.1 8.2 8.3 9.1

| $d_1$ Ø$h_8$ mm | $d_1$ decimal Inch | $l_2$ mm | $l_1$ mm | MK | e-Code |
|---|---|---|---|---|---|
| **10.00** | 0.3937 | 87 | 168 | 1 | **A73010.0** |
| **10.20** | 0.4015 | 87 | 168 | 1 | **A73010.2** |
| **10.50** | 0.4133 | 87 | 168 | 1 | **A73010.5** |
| **10.80** | 0.4251 | 94 | 175 | 1 | **A73010.8** |
| **11.00** | 0.4330 | 94 | 175 | 1 | **A73011.0** |
| **11.50** | 0.4527 | 94 | 175 | 1 | **A73011.5** |
| **11.80** | 0.4645 | 94 | 175 | 1 | **A73011.8** |
| **12.00** | 0.4724 | 101 | 182 | 1 | **A73012.0** |
| **12.20** | 0.4803 | 101 | 182 | 1 | **A73012.2** |
| **12.50** | 0.4921 | 101 | 182 | 1 | **A73012.5** |
| **12.80** | 0.5039 | 101 | 182 | 1 | **A73012.8** |
| **13.00** | 0.5118 | 101 | 182 | 1 | **A73013.0** |
| **13.50** | 0.5314 | 108 | 189 | 1 | **A73013.5** |
| **13.80** | 0.5433 | 108 | 189 | 1 | **A73013.8** |
| **14.00** | 0.5511 | 108 | 189 | 1 | **A73014.0** |
| **14.25** | 0.5610 | 114 | 212 | 2 | **A73014.25** |
| **14.50** | 0.5708 | 114 | 212 | 2 | **A73014.5** |
| **14.75** | 0.5807 | 114 | 212 | 2 | **A73014.75** |
| **15.00** | 0.5905 | 114 | 212 | 2 | **A73015.0** |
| **15.25** | 0.6003 | 120 | 218 | 2 | **A73015.25** |
| **15.50** | 0.6102 | 120 | 218 | 2 | **A73015.5** |
| **15.75** | 0.6200 | 120 | 218 | 2 | **A73015.75** |
| **16.00** | 0.6299 | 120 | 218 | 2 | **A73016.0** |
| **16.25** | 0.6397 | 120 | 218 | 2 | **A73016.25** |
| **16.50** | 0.6496 | 125 | 223 | 2 | **A73016.5** |
| **17.00** | 0.6692 | 125 | 223 | 2 | **A73017.0** |
| **17.25** | 0.6791 | 130 | 228 | 2 | **A73017.25** |
| **17.50** | 0.6889 | 130 | 228 | 2 | **A73017.5** |
| **17.75** | 0.6988 | 130 | 228 | 2 | **A73017.75** |
| **18.00** | 0.7086 | 130 | 228 | 2 | **A73018.0** |
| **18.25** | 0.7185 | 135 | 233 | 2 | **A73018.25** |
| **18.50** | 0.7283 | 135 | 233 | 2 | **A73018.5** |

| $d_1$ Ø$h_8$ mm | $d_1$ decimal Inch | $l_2$ mm | $l_1$ mm | MK | e-Code |
|---|---|---|---|---|---|
| **18.75** | 0.7381 | 135 | 233 | 2 | **A73018.75** |
| **19.00** | 0.7480 | 135 | 233 | 2 | **A73019.0** |
| **19.25** | 0.7578 | 140 | 238 | 2 | **A73019.25** |
| **19.50** | 0.7677 | 140 | 238 | 2 | **A73019.5** |
| **19.75** | 0.7775 | 140 | 238 | 2 | **A73019.75** |
| **20.00** | 0.7874 | 140 | 238 | 2 | **A73020.0** |
| **20.25** | 0.7972 | 145 | 243 | 2 | **A73020.25** |
| **20.50** | 0.8070 | 145 | 243 | 2 | **A73020.5** |
| **20.75** | 0.8169 | 145 | 243 | 2 | **A73020.75** |
| **21.00** | 0.8267 | 145 | 243 | 2 | **A73021.0** |
| **21.50** | 0.8464 | 150 | 248 | 2 | **A73021.5** |
| **22.00** | 0.8661 | 150 | 248 | 2 | **A73022.0** |
| **22.50** | 0.8858 | 155 | 253 | 2 | **A73022.5** |
| **23.00** | 0.9055 | 155 | 253 | 2 | **A73023.0** |
| **23.50** | 0.9251 | 155 | 276 | 3 | **A73023.5** |
| **24.00** | 0.9448 | 160 | 281 | 3 | **A73024.0** |
| **24.50** | 0.9645 | 160 | 281 | 3 | **A73024.5** |
| **25.00** | 0.9842 | 160 | 281 | 3 | **A73025.0** |
| **25.50** | 1.0039 | 165 | 286 | 3 | **A73025.5** |
| **26.00** | 1.0236 | 165 | 286 | 3 | **A73026.0** |
| **26.50** | 1.0433 | 165 | 286 | 3 | **A73026.5** |
| **27.00** | 1.0629 | 170 | 291 | 3 | **A73027.0** |
| **27.50** | 1.0826 | 170 | 291 | 3 | **A73027.5** |
| **28.00** | 1.1023 | 170 | 291 | 3 | **A73028.0** |
| **28.50** | 1.1220 | 175 | 296 | 3 | **A73028.5** |
| **29.00** | 1.1417 | 175 | 296 | 3 | **A73029.0** |
| **29.50** | 1.1614 | 175 | 296 | 3 | **A73029.5** |
| **30.00** | 1.1811 | 175 | 296 | 3 | **A73030.0** |
| **30.50** | 1.2007 | 180 | 301 | 3 | **A73030.5** |
| **31.00** | 1.2204 | 180 | 301 | 3 | **A73031.0** |
| **31.50** | 1.2401 | 180 | 301 | 3 | **A73031.5** |
| **32.00** | 1.2598 | 185 | 334 | 4 | **A73032.0** |

# A765

- Taper Shank Drill
- Spiralbohrer, MK
- Boor met morseconus
- Foret queue cône morse
- Broca de mango cónico
- Broca de Haste Cónica

## A765

■ 1.5 1.6 9.1

● 4.3 5.3

| $d_1$ Ø$h_8$ Inch | $d_1$ Ø$h_8$ mm | $d_1$ decimal Inch | $l_2$ mm | $l_1$ mm | MK | e-Code |
|---|---|---|---|---|---|---|
| | 5.00 | 0.1968 | 38 | 122 | 1 | **A7655.0** |
| | 6.00 | 0.2362 | 41 | 125 | 1 | **A7656.0** |
| | 7.00 | 0.2755 | 51 | 135 | 1 | **A7657.0** |
| **5/16** | 7.94 | 0.3125 | 54 | 138 | 1 | **A7655/16** |
| | 8.00 | 0.3149 | 54 | 138 | 1 | **A7658.0** |
| | 9.00 | 0.3543 | 54 | 138 | 1 | **A7659.0** |
| **3/8** | 9.53 | 0.3751 | 56 | 140 | 1 | **A7653/8** |
| | 10.00 | 0.3937 | 56 | 140 | 1 | **A76510.0** |
| **7/16** | 11.11 | 0.4374 | 76 | 175 | 2 | **A7657/16** |
| | 12.00 | 0.4724 | 81 | 179 | 2 | **A76512.0** |
| **1/2** | 12.70 | 0.5000 | 81 | 179 | 2 | **A7651/2** |
| | 14.00 | 0.5511 | 86 | 184 | 2 | **A76514.0** |
| **9/16** | 14.29 | 0.5625 | 86 | 184 | 2 | **A7659/16** |
| | 15.00 | 0.5905 | 89 | 187 | 2 | **A76515.0** |
| **5/8** | 15.88 | 0.6251 | 89 | 187 | 2 | **A7655/8** |
| | 16.00 | 0.6299 | 89 | 187 | 2 | **A76516.0** |
| **11/16** | 17.46 | 0.6874 | 92 | 190 | 2 | **A76511/16** |
| | 18.00 | 0.7086 | 92 | 190 | 2 | **A76518.0** |
| **3/4** | 19.05 | 0.7500 | 95 | 213 | 3 | **A7653/4** |
| | 20.00 | 0.7874 | 95 | 213 | 3 | **A76520.0** |
| **13/16** | 20.64 | 0.8125 | 102 | 219 | 3 | **A76513/16** |
| | 22.00 | 0.8661 | 105 | 222 | 3 | **A76522.0** |
| | 24.00 | 0.9448 | 105 | 222 | 3 | **A76524.0** |
| | 25.00 | 0.9842 | 108 | 225 | 3 | **A76525.0** |
| | 30.00 | 1.1811 | 124 | 270 | 4 | **A76530.0** |
| | 35.00 | 1.3779 | 146 | 292 | 4 | **A76535.0** |
| | 45.00 | 1.7716 | 152 | 298 | 4 | **A76545.0** |
| | 50.00 | 1.9685 | 152 | 356 | 5 | **A76550.0** |

# A110

DORMER

- Long Series Drill
- Lange Spiralbohrer
- Spiraalboren, lang
- Foret série longue
- Broca, serie larga
- Broca Longa

## A110

Bright below 1.0mm, 1/16" / Blank bis 1mmØ / Blank beneden 1,0mm, 3/16" / Brillant au dessous de 1,0 mm, 1/16 / Brillante por debajo de 1,0mm,1/16" / Brilhante abaixo de 1.0mm, 1/16"

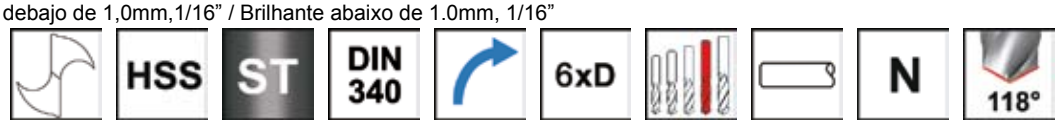


- 1.1 1.2 1.3 1.4 1.5 1.6 2.1 2.2 2.3 3.1 3.2 3.3 3.4 4.1 4.2 4.3 5.1 5.2 5.3 6.1 6.2 6.3 6.4 7.1 7.2 7.3 7.4 8.1 8.2 8.3 9.1

| $d_1$ Ø$h_8$ Inch | $d_1$ Ø$h_8$ mm | $d_1$ decimal Inch | $l_2$ mm | $l_1$ mm | e-Code |
|---|---|---|---|---|---|
| | 0.50 | 0.0196 | 12 | 32 | **A110.5** |
| | 0.60 | 0.0236 | 15 | 35 | **A110.6** |
| | 0.70 | 0.0275 | 21 | 42 | **A110.7** |
| **1/32** | 0.79 | 0.0311 | 25 | 46 | **A1101/32** |
| | 0.80 | 0.0314 | 25 | 46 | **A110.8** |
| | 0.90 | 0.0354 | 29 | 51 | **A110.9** |
| | 1.00 | 0.0393 | 33 | 56 | **A1101.0** |
| | 1.10 | 0.0433 | 37 | 60 | **A1101.1** |
| | 1.20 | 0.0472 | 41 | 65 | **A1101.2** |
| | 1.30 | 0.0511 | 41 | 65 | **A1101.3** |
| | 1.40 | 0.0551 | 45 | 70 | **A1101.4** |
| | 1.50 | 0.0590 | 45 | 70 | **A1101.5** |
| **1/16** | 1.59 | 0.0625 | 50 | 76 | **A1101/16** |
| | 1.60 | 0.0629 | 50 | 76 | **A1101.6** |
| | 1.70 | 0.0669 | 50 | 76 | **A1101.7** |
| | 1.75 | 0.0688 | 53 | 80 | **A1101.75** |
| | 1.80 | 0.0708 | 53 | 80 | **A1101.8** |
| | 1.90 | 0.0748 | 53 | 80 | **A1101.9** |
| **5/64** | 1.98 | 0.0779 | 56 | 85 | **A1105/64** |
| | 2.00 | 0.0787 | 56 | 85 | **A1102.0** |
| | 2.05 | 0.0807 | 56 | 85 | **A1102.05** |
| | 2.10 | 0.0826 | 56 | 85 | **A1102.1** |
| | 2.20 | 0.0866 | 59 | 90 | **A1102.2** |
| | 2.25 | 0.0885 | 59 | 90 | **A1102.25** |
| | 2.30 | 0.0905 | 59 | 90 | **A1102.3** |
| **3/32** | 2.38 | 0.0937 | 62 | 95 | **A1103/32** |
| | 2.40 | 0.0944 | 62 | 95 | **A1102.4** |
| | 2.50 | 0.0984 | 62 | 95 | **A1102.5** |
| | 2.60 | 0.1023 | 62 | 95 | **A1102.6** |
| | 2.70 | 0.1062 | 66 | 100 | **A1102.7** |
| **7/64** | 2.78 | 0.1094 | 66 | 100 | **A1107/64** |
| | 2.80 | 0.1102 | 66 | 100 | **A1102.8** |
| | 2.90 | 0.1141 | 66 | 100 | **A1102.9** |
| | 3.00 | 0.1181 | 66 | 100 | **A1103.0** |
| | 3.10 | 0.1220 | 69 | 106 | **A1103.1** |
| **1/8** | 3.18 | 0.1251 | 69 | 106 | **A1101/8** |
| | 3.20 | 0.1259 | 69 | 106 | **A1103.2** |
| | 3.25 | 0.1279 | 69 | 106 | **A1103.25** |
| | 3.30 | 0.1299 | 69 | 106 | **A1103.3** |
| | 3.40 | 0.1338 | 73 | 112 | **A1103.4** |
| | 3.50 | 0.1377 | 73 | 112 | **A1103.5** |
| **9/64** | 3.57 | 0.1405 | 73 | 112 | **A1109/64** |
| | 3.60 | 0.1417 | 73 | 112 | **A1103.6** |
| | 3.70 | 0.1456 | 73 | 112 | **A1103.7** |

| $d_1$ Ø$h_8$ Inch | $d_1$ Ø$h_8$ mm | $d_1$ decimal Inch | $l_2$ mm | $l_1$ mm | e-Code |
|---|---|---|---|---|---|
| | 3.75 | 0.1476 | 73 | 112 | **A1103.75** |
| | 3.80 | 0.1496 | 78 | 119 | **A1103.8** |
| | 3.90 | 0.1535 | 78 | 119 | **A1103.9** |
| **5/32** | 3.97 | 0.1562 | 78 | 119 | **A1105/32** |
| | 4.00 | 0.1574 | 78 | 119 | **A1104.0** |
| | 4.10 | 0.1614 | 78 | 119 | **A1104.1** |
| | 4.20 | 0.1653 | 78 | 119 | **A1104.2** |
| | 4.25 | 0.1673 | 78 | 119 | **A1104.25** |
| | 4.30 | 0.1692 | 82 | 126 | **A1104.3** |
| **11/64** | 4.37 | 0.1720 | 82 | 126 | **A11011/64** |
| | 4.40 | 0.1732 | 82 | 126 | **A1104.4** |
| | 4.50 | 0.1771 | 82 | 126 | **A1104.5** |
| | 4.60 | 0.1811 | 82 | 126 | **A1104.6** |
| | 4.70 | 0.1850 | 82 | 126 | **A1104.7** |
| | 4.75 | 0.1870 | 82 | 126 | **A1104.75** |
| **3/16** | 4.76 | 0.1874 | 87 | 132 | **A1103/16** |
| | 4.80 | 0.1889 | 87 | 132 | **A1104.8** |
| | 4.90 | 0.1929 | 87 | 132 | **A1104.9** |
| | 5.00 | 0.1968 | 87 | 132 | **A1105.0** |
| | 5.10 | 0.2007 | 87 | 132 | **A1105.1** |
| **13/64** | 5.16 | 0.2031 | 87 | 132 | **A11013/64** |
| | 5.20 | 0.2047 | 87 | 132 | **A1105.2** |
| | 5.25 | 0.2066 | 87 | 132 | **A1105.25** |
| | 5.30 | 0.2086 | 87 | 132 | **A1105.3** |
| | 5.40 | 0.2125 | 91 | 139 | **A1105.4** |
| | 5.50 | 0.2165 | 91 | 139 | **A1105.5** |
| **7/32** | 5.56 | 0.2188 | 91 | 139 | **A1107/32** |
| | 5.60 | 0.2204 | 91 | 139 | **A1105.6** |
| | 5.70 | 0.2244 | 91 | 139 | **A1105.7** |
| | 5.75 | 0.2263 | 91 | 139 | **A1105.75** |
| | 5.80 | 0.2283 | 91 | 139 | **A1105.8** |
| | 5.90 | 0.2322 | 91 | 139 | **A1105.9** |
| **15/64** | 5.95 | 0.2342 | 91 | 139 | **A11015/64** |
| | 6.00 | 0.2362 | 91 | 139 | **A1106.0** |
| | 6.10 | 0.2401 | 97 | 148 | **A1106.1** |
| | 6.20 | 0.2440 | 97 | 148 | **A1106.2** |
| | 6.25 | 0.2460 | 97 | 148 | **A1106.25** |
| | 6.30 | 0.2480 | 97 | 148 | **A1106.3** |
| **1/4** | 6.35 | 0.2500 | 97 | 148 | **A1101/4** |
| | 6.40 | 0.2519 | 97 | 148 | **A1106.4** |
| | 6.50 | 0.2559 | 97 | 148 | **A1106.5** |
| | 6.60 | 0.2598 | 97 | 148 | **A1106.6** |
| | 6.70 | 0.2637 | 97 | 148 | **A1106.7** |
| **17/64** | 6.75 | 0.2657 | 102 | 156 | **A11017/64** |

# A110

| $d_1$ Øh8 Inch | $d_1$ Øh8 mm | $d_1$ decimal Inch | $l_2$ mm | $l_1$ mm | e-Code |
|---|---|---|---|---|---|
| | 6.75 | 0.2657 | 102 | 156 | **A1106.75** |
| | 6.80 | 0.2677 | 102 | 156 | **A1106.8** |
| | 6.90 | 0.2716 | 102 | 156 | **A1106.9** |
| | 7.00 | 0.2755 | 102 | 156 | **A1107.0** |
| | 7.10 | 0.2795 | 102 | 156 | **A1107.1** |
| **9/32** | 7.14 | 0.2811 | 102 | 156 | **A1109/32** |
| | 7.20 | 0.2834 | 102 | 156 | **A1107.2** |
| | 7.25 | 0.2854 | 102 | 156 | **A1107.25** |
| | 7.30 | 0.2874 | 102 | 156 | **A1107.3** |
| | 7.40 | 0.2913 | 102 | 156 | **A1107.4** |
| | 7.50 | 0.2952 | 102 | 156 | **A1107.5** |
| | 7.60 | 0.2992 | 109 | 165 | **A1107.6** |
| | 7.70 | 0.3031 | 109 | 165 | **A1107.7** |
| | 7.75 | 0.3051 | 109 | 165 | **A1107.75** |
| | 7.80 | 0.3070 | 109 | 165 | **A1107.8** |
| | 7.90 | 0.3110 | 109 | 165 | **A1107.9** |
| **5/16** | 7.94 | 0.3125 | 109 | 165 | **A1105/16** |
| | 8.00 | 0.3149 | 109 | 165 | **A1108.0** |
| | 8.10 | 0.3188 | 109 | 165 | **A1108.1** |
| | 8.20 | 0.3228 | 109 | 165 | **A1108.2** |
| | 8.25 | 0.3248 | 109 | 165 | **A1108.25** |
| | 8.30 | 0.3267 | 109 | 165 | **A1108.3** |
| | 8.40 | 0.3307 | 109 | 165 | **A1108.4** |
| | 8.50 | 0.3346 | 109 | 165 | **A1108.5** |
| | 8.60 | 0.3385 | 115 | 175 | **A1108.6** |
| | 8.70 | 0.3425 | 115 | 175 | **A1108.7** |
| **11/32** | 8.73 | 0.3437 | 115 | 175 | **A11011/32** |
| | 8.75 | 0.3444 | 115 | 175 | **A1108.75** |
| | 8.80 | 0.3464 | 115 | 175 | **A1108.8** |
| | 8.90 | 0.3503 | 115 | 175 | **A1108.9** |
| | 9.00 | 0.3543 | 115 | 175 | **A1109.0** |
| | 9.10 | 0.3582 | 115 | 175 | **A1109.1** |
| | 9.20 | 0.3622 | 115 | 175 | **A1109.2** |
| | 9.25 | 0.3641 | 115 | 175 | **A1109.25** |
| | 9.30 | 0.3661 | 115 | 175 | **A1109.3** |
| | 9.40 | 0.3700 | 115 | 175 | **A1109.4** |
| | 9.50 | 0.3740 | 115 | 175 | **A1109.5** |
| **3/8** | 9.53 | 0.3751 | 121 | 184 | **A1103/8** |
| | 9.60 | 0.3779 | 121 | 184 | **A1109.6** |
| | 9.70 | 0.3818 | 121 | 184 | **A1109.7** |
| | 9.75 | 0.3838 | 121 | 184 | **A1109.75** |
| | 9.80 | 0.3858 | 121 | 184 | **A1109.8** |
| | 9.90 | 0.3897 | 121 | 184 | **A1109.9** |
| | 10.00 | 0.3937 | 121 | 184 | **A11010.0** |

| $d_1$ Øh8 Inch | $d_1$ Øh8 mm | $d_1$ decimal Inch | $l_2$ mm | $l_1$ mm | e-Code |
|---|---|---|---|---|---|
| | 10.10 | 0.3976 | 121 | 184 | **A11010.1** |
| | 10.20 | 0.4015 | 121 | 184 | **A11010.2** |
| | 10.25 | 0.4035 | 121 | 184 | **A11010.25** |
| | 10.30 | 0.4055 | 121 | 184 | **A11010.3** |
| **13/32** | 10.32 | 0.4062 | 121 | 184 | **A11013/32** |
| | 10.50 | 0.4133 | 121 | 184 | **A11010.5** |
| | 10.75 | 0.4232 | 128 | 195 | **A11010.75** |
| | 10.80 | 0.4251 | 128 | 195 | **A11010.8** |
| | 11.00 | 0.4330 | 128 | 195 | **A11011.0** |
| **7/16** | 11.11 | 0.4374 | 128 | 195 | **A1107/16** |
| | 11.25 | 0.4429 | 128 | 195 | **A11011.25** |
| | 11.40 | 0.4488 | 128 | 195 | **A11011.4** |
| | 11.50 | 0.4527 | 128 | 195 | **A11011.5** |
| | 11.75 | 0.4625 | 128 | 195 | **A11011.75** |
| | 12.00 | 0.4724 | 134 | 205 | **A11012.0** |
| | 12.10 | 0.4763 | 134 | 205 | **A11012.1** |
| | 12.25 | 0.4822 | 134 | 205 | **A11012.25** |
| | 12.50 | 0.4921 | 134 | 205 | **A11012.5** |
| **1/2** | 12.70 | 0.5000 | 134 | 205 | **A1101/2** |
| | 13.00 | 0.5118 | 134 | 205 | **A11013.0** |
| **17/32** | 13.49 | 0.5311 | 140 | 214 | **A11017/32** |
| | 13.50 | 0.5314 | 140 | 214 | **A11013.5** |
| | 14.00 | 0.5511 | 140 | 214 | **A11014.0** |
| **9/16** | 14.29 | 0.5625 | 144 | 220 | **A1109/16** |
| | 14.50 | 0.5708 | 144 | 220 | **A11014.5** |
| | 15.00 | 0.5905 | 144 | 220 | **A11015.0** |
| | 15.50 | 0.6102 | 149 | 227 | **A11015.5** |
| **5/8** | 15.88 | 0.6251 | 149 | 227 | **A1105/8** |
| | 16.00 | 0.6299 | 149 | 227 | **A11016.0** |
| | 16.50 | 0.6496 | 154 | 235 | **A11016.5** |
| | 17.00 | 0.6692 | 154 | 235 | **A11017.0** |
| **11/16** | 17.46 | 0.6874 | 158 | 241 | **A11011/16** |
| | 17.50 | 0.6889 | 158 | 241 | **A11017.5** |
| | 18.00 | 0.7086 | 158 | 241 | **A11018.0** |
| | 18.50 | 0.7283 | 162 | 247 | **A11018.5** |
| | 19.00 | 0.7480 | 162 | 247 | **A11019.0** |
| **3/4** | 19.05 | 0.7500 | 166 | 254 | **A1103/4** |
| | 19.50 | 0.7677 | 166 | 254 | **A11019.5** |
| | 20.00 | 0.7874 | 166 | 254 | **A11020.0** |
| | 21.00 | 0.8267 | 171 | 261 | **A11021.0** |
| | 22.00 | 0.8661 | 176 | 268 | **A11022.0** |
| **7/8** | 22.23 | 0.8751 | 176 | 268 | **A1107/8** |
| **15/16** | 23.81 | 0.9374 | 185 | 282 | **A11015/16** |
| **1** | 25.40 | 1.0000 | 190 | 290 | **A1101** |

# A623

- Long Series Drill
- Lange Spiralbohrer
- Spiraalboren, lang
- Foret série longue
- Broca, serie larga
- Broca Longa

## A623

- 1.1 1.2 1.3 1.4 1.5 1.6 2.1 2.2 2.3 3.1 3.2 3.3 3.4 4.1 4.2 4.3 5.1 5.2 5.3 6.1 6.2 6.3 6.4 7.1 7.2 7.3 7.4 8.1 8.2 8.3 9.1

| $d_1$ Ø$h_8$ mm | $d_1$ decimal Inch | $l_2$ mm | $l_1$ mm | e-Code |
|---|---|---|---|---|
| **2.50** | 0.0984 | 62 | 95 | **A6232.5** |
| **2.60** | 0.1023 | 62 | 95 | **A6232.6** |
| **3.00** | 0.1181 | 66 | 100 | **A6233.0** |
| **3.30** | 0.1299 | 69 | 106 | **A6233.3** |
| **3.50** | 0.1377 | 73 | 112 | **A6233.5** |
| **3.80** | 0.1496 | 78 | 119 | **A6233.8** |
| **4.00** | 0.1574 | 78 | 119 | **A6234.0** |
| **4.10** | 0.1614 | 78 | 119 | **A6234.1** |
| **4.20** | 0.1653 | 78 | 119 | **A6234.2** |
| **4.50** | 0.1771 | 82 | 126 | **A6234.5** |

| $d_1$ Ø$h_8$ mm | $d_1$ decimal Inch | $l_2$ mm | $l_1$ mm | e-Code |
|---|---|---|---|---|
| **4.80** | 0.1889 | 87 | 132 | **A6234.8** |
| **4.90** | 0.1929 | 87 | 132 | **A6234.9** |
| **5.00** | 0.1968 | 87 | 132 | **A6235.0** |
| **5.10** | 0.2007 | 87 | 132 | **A6235.1** |
| **5.30** | 0.2086 | 87 | 132 | **A6235.3** |
| **5.50** | 0.2165 | 91 | 139 | **A6235.5** |
| **5.70** | 0.2244 | 91 | 139 | **A6235.7** |
| **5.80** | 0.2283 | 91 | 139 | **A6235.8** |
| **6.00** | 0.2362 | 91 | 139 | **A6236.0** |

# A111

- Long Series Drill
- Lange Spiralbohrer
- Spiraalboren, lang
- Foret série longue
- Broca, serie larga
- Broca Longa

## A111

Tang to DIN 1809 / mit Mitnehmer DIN 1809 / met lip DIN 1809 / Tenon selon la DIN 1809 / Lengüeta según DIN 1809 / Lingueta DIN 1809




- 1.1 1.2 1.3 1.4 1.5 1.6 2.1 2.2 2.3 3.1 3.2 3.3 3.4 4.1 4.2 4.3 5.1 5.2 5.3 6.1 6.2 6.3 6.4 7.1 7.2 7.3 7.4 8.1 8.2 8.3 9.1

| $d_1$ Ø$h_8$ mm | $d_1$ decimal Inch | $l_2$ mm | $l_1$ mm | e-Code |
|---|---|---|---|---|
| **3.00** | 0.1181 | 66 | 100 | **A1113.0** |
| **3.10** | 0.1220 | 69 | 106 | **A1113.1** |
| **3.30** | 0.1299 | 69 | 106 | **A1113.3** |
| **3.50** | 0.1377 | 73 | 112 | **A1113.5** |
| **4.00** | 0.1574 | 78 | 119 | **A1114.0** |
| **4.20** | 0.1653 | 78 | 119 | **A1114.2** |
| **4.40** | 0.1732 | 82 | 126 | **A1114.4** |
| **4.50** | 0.1771 | 82 | 126 | **A1114.5** |
| **5.00** | 0.1968 | 87 | 132 | **A1115.0** |
| **5.10** | 0.2007 | 87 | 132 | **A1115.1** |
| **5.50** | 0.2165 | 91 | 139 | **A1115.5** |
| **5.80** | 0.2283 | 91 | 139 | **A1115.8** |
| **6.00** | 0.2362 | 91 | 139 | **A1116.0** |
| **6.40** | 0.2519 | 97 | 148 | **A1116.4** |
| **6.50** | 0.2559 | 97 | 148 | **A1116.5** |
| **6.60** | 0.2598 | 97 | 148 | **A1116.6** |

| $d_1$ Ø$h_8$ mm | $d_1$ decimal Inch | $l_2$ mm | $l_1$ mm | e-Code |
|---|---|---|---|---|
| **6.70** | 0.2637 | 97 | 148 | **A1116.7** |
| **6.80** | 0.2677 | 102 | 156 | **A1116.8** |
| **7.00** | 0.2755 | 102 | 156 | **A1117.0** |
| **7.50** | 0.2952 | 102 | 156 | **A1117.5** |
| **7.90** | 0.3110 | 109 | 165 | **A1117.9** |
| **8.00** | 0.3149 | 109 | 165 | **A1118.0** |
| **8.50** | 0.3346 | 109 | 165 | **A1118.5** |
| **9.00** | 0.3543 | 115 | 175 | **A1119.0** |
| **10.00** | 0.3937 | 121 | 184 | **A11110.0** |
| **10.20** | 0.4015 | 121 | 184 | **A11110.2** |
| **10.50** | 0.4133 | 121 | 184 | **A11110.5** |
| **11.00** | 0.4330 | 128 | 195 | **A11111.0** |
| **12.00** | 0.4724 | 134 | 205 | **A11112.0** |

# A916

DORMER

- PFX Long Series Drill
- PFX - Spiralbohrer, lang
- Lange PFX boren
- Foret PFXsérie longue
- Broca PFX, serie larga
- Broca Longa PFX

PFX

## A916




■ 1.3 1.4 1.5 1.6 2.2 4.1 4.2 4.3 7.2

● 1.1 1.2 2.1 2.3 3.2 3.3 3.4 6.1 6.2 6.3 6.4 7.1 7.3 7.4 8.1 8.2

| $d_1$ Ø$h_8$ Inch | $d_1$ Ø$h_8$ mm | $d_1$ decimal Inch | $l_2$ mm | $l_1$ mm | e-Code |
|---|---|---|---|---|---|
| | 1.00 | 0.0393 | 33 | 56 | **A9161.0** |
| | 1.10 | 0.0433 | 37 | 60 | **A9161.1** |
| | 1.20 | 0.0472 | 41 | 65 | **A9161.2** |
| | 1.30 | 0.0511 | 41 | 65 | **A9161.3** |
| | 1.40 | 0.0551 | 45 | 70 | **A9161.4** |
| | 1.50 | 0.0590 | 45 | 70 | **A9161.5** |
| **1/16** | 1.59 | 0.0625 | 50 | 76 | **A9161/16** |
| | 1.60 | 0.0629 | 50 | 76 | **A9161.6** |
| | 1.70 | 0.0669 | 50 | 76 | **A9161.7** |
| | 1.80 | 0.0708 | 53 | 80 | **A9161.8** |
| | 1.90 | 0.0748 | 53 | 80 | **A9161.9** |
| **5/64** | 1.98 | 0.0779 | 56 | 85 | **A9165/64** |
| | 2.00 | 0.0787 | 56 | 85 | **A9162.0** |
| | 2.10 | 0.0826 | 56 | 85 | **A9162.1** |
| | 2.20 | 0.0866 | 59 | 90 | **A9162.2** |
| | 2.30 | 0.0905 | 59 | 90 | **A9162.3** |
| **3/32** | 2.38 | 0.0937 | 62 | 95 | **A9163/32** |
| | 2.40 | 0.0944 | 62 | 95 | **A9162.4** |
| | 2.50 | 0.0984 | 62 | 95 | **A9162.5** |
| | 2.60 | 0.1023 | 62 | 95 | **A9162.6** |
| | 2.70 | 0.1062 | 66 | 100 | **A9162.7** |
| **7/64** | 2.78 | 0.1094 | 66 | 100 | **A9167/64** |
| | 2.80 | 0.1102 | 66 | 100 | **A9162.8** |
| | 2.90 | 0.1141 | 66 | 100 | **A9162.9** |
| | 3.00 | 0.1181 | 66 | 100 | **A9163.0** |
| | 3.10 | 0.1220 | 69 | 106 | **A9163.1** |
| **1/8** | 3.18 | 0.1251 | 69 | 106 | **A9161/8** |
| | 3.20 | 0.1259 | 69 | 106 | **A9163.2** |
| | 3.30 | 0.1299 | 69 | 106 | **A9163.3** |
| | 3.40 | 0.1338 | 73 | 112 | **A9163.4** |
| | 3.50 | 0.1377 | 73 | 112 | **A9163.5** |
| **9/64** | 3.57 | 0.1405 | 73 | 112 | **A9169/64** |
| | 3.60 | 0.1417 | 73 | 112 | **A9163.6** |
| | 3.70 | 0.1456 | 73 | 112 | **A9163.7** |
| | 3.80 | 0.1496 | 78 | 119 | **A9163.8** |
| | 3.90 | 0.1535 | 78 | 119 | **A9163.9** |
| **5/32** | 3.97 | 0.1562 | 78 | 119 | **A9165/32** |
| | 4.00 | 0.1574 | 78 | 119 | **A9164.0** |
| | 4.10 | 0.1614 | 78 | 119 | **A9164.1** |
| | 4.20 | 0.1653 | 78 | 119 | **A9164.2** |
| | 4.30 | 0.1692 | 82 | 126 | **A9164.3** |
| **11/64** | 4.37 | 0.1720 | 82 | 126 | **A91611/64** |
| | 4.40 | 0.1732 | 82 | 126 | **A9164.4** |
| | 4.50 | 0.1771 | 82 | 126 | **A9164.5** |

| $d_1$ Ø$h_8$ Inch | $d_1$ Ø$h_8$ mm | $d_1$ decimal Inch | $l_2$ mm | $l_1$ mm | e-Code |
|---|---|---|---|---|---|
| | 4.60 | 0.1811 | 82 | 126 | **A9164.6** |
| | 4.70 | 0.1850 | 82 | 126 | **A9164.7** |
| **3/16** | 4.76 | 0.1874 | 87 | 132 | **A9163/16** |
| | 4.80 | 0.1889 | 87 | 132 | **A9164.8** |
| | 4.90 | 0.1929 | 87 | 132 | **A9164.9** |
| | 5.00 | 0.1968 | 87 | 132 | **A9165.0** |
| | 5.10 | 0.2007 | 87 | 132 | **A9165.1** |
| **13/64** | 5.16 | 0.2031 | 87 | 132 | **A91613/64** |
| | 5.20 | 0.2047 | 87 | 132 | **A9165.2** |
| | 5.30 | 0.2086 | 87 | 132 | **A9165.3** |
| | 5.40 | 0.2125 | 91 | 139 | **A9165.4** |
| | 5.50 | 0.2165 | 91 | 139 | **A9165.5** |
| **7/32** | 5.56 | 0.2188 | 91 | 139 | **A9167/32** |
| | 5.60 | 0.2204 | 91 | 139 | **A9165.6** |
| | 5.70 | 0.2244 | 91 | 139 | **A9165.7** |
| | 5.80 | 0.2283 | 91 | 139 | **A9165.8** |
| | 5.90 | 0.2322 | 91 | 139 | **A9165.9** |
| **15/64** | 5.95 | 0.2342 | 91 | 139 | **A91615/64** |
| | 6.00 | 0.2362 | 91 | 139 | **A9166.0** |
| | 6.10 | 0.2401 | 97 | 148 | **A9166.1** |
| | 6.20 | 0.2440 | 97 | 148 | **A9166.2** |
| | 6.30 | 0.2480 | 97 | 148 | **A9166.3** |
| **1/4** | 6.35 | 0.2500 | 97 | 148 | **A9161/4** |
| | 6.40 | 0.2519 | 97 | 148 | **A9166.4** |
| | 6.50 | 0.2559 | 97 | 148 | **A9166.5** |
| | 6.60 | 0.2598 | 97 | 148 | **A9166.6** |
| | 6.70 | 0.2637 | 97 | 148 | **A9166.7** |
| **17/64** | 6.75 | 0.2657 | 102 | 156 | **A91617/64** |
| | 6.80 | 0.2677 | 102 | 156 | **A9166.8** |
| | 6.90 | 0.2716 | 102 | 156 | **A9166.9** |
| | 7.00 | 0.2755 | 102 | 156 | **A9167.0** |
| | 7.10 | 0.2795 | 102 | 156 | **A9167.1** |
| **9/32** | 7.14 | 0.2811 | 102 | 156 | **A9169/32** |
| | 7.20 | 0.2834 | 102 | 156 | **A9167.2** |
| | 7.30 | 0.2874 | 102 | 156 | **A9167.3** |
| | 7.40 | 0.2913 | 102 | 156 | **A9167.4** |
| | 7.50 | 0.2952 | 102 | 156 | **A9167.5** |
| **19/64** | 7.54 | 0.2968 | 109 | 165 | **A91619/64** |
| | 7.60 | 0.2992 | 109 | 165 | **A9167.6** |
| | 7.70 | 0.3031 | 109 | 165 | **A9167.7** |
| | 7.80 | 0.3070 | 109 | 165 | **A9167.8** |
| | 7.90 | 0.3110 | 109 | 165 | **A9167.9** |
| **5/16** | 7.94 | 0.3125 | 109 | 165 | **A9165/16** |
| | 8.00 | 0.3149 | 109 | 165 | **A9168.0** |

# A916

| $d_1$ Øh8 Inch | $d_1$ Øh8 mm | $d_1$ decimal Inch | $l_2$ mm | $l_1$ mm | e-Code | |
|---|---|---|---|---|---|---|
| | 8.10 | 0.3188 | 109 | 165 | **A9168.1** | |
| | 8.20 | 0.3228 | 109 | 165 | **A9168.2** | |
| | 8.30 | 0.3267 | 109 | 165 | **A9168.3** | |
| **21/64** | 8.33 | 0.3279 | 109 | 165 | **A91621/64** | |
| | 8.40 | 0.3307 | 109 | 165 | **A9168.4** | |
| | 8.50 | 0.3346 | 109 | 165 | **A9168.5** | |
| | 8.60 | 0.3385 | 115 | 175 | **A9168.6** | |
| | 8.70 | 0.3425 | 115 | 175 | **A9168.7** | |
| **11/32** | 8.73 | 0.3437 | 115 | 175 | **A91611/32** | |
| | 8.80 | 0.3464 | 115 | 175 | **A9168.8** | |
| | 8.90 | 0.3503 | 115 | 175 | **A9168.9** | |
| | 9.00 | 0.3543 | 115 | 175 | **A9169.0** | |
| | 9.10 | 0.3582 | 115 | 175 | **A9169.1** | |
| **23/64** | 9.13 | 0.3594 | 115 | 175 | **A91623/64** | |
| | 9.20 | 0.3622 | 115 | 175 | **A9169.2** | |
| | 9.30 | 0.3661 | 115 | 175 | **A9169.3** | |
| | 9.40 | 0.3700 | 115 | 175 | **A9169.4** | |
| | 9.50 | 0.3740 | 115 | 175 | **A9169.5** | |
| **3/8** | 9.53 | 0.3751 | 139 | 184 | **A9163/8** | 1) |
| | 9.60 | 0.3779 | 139 | 184 | **A9169.6** | 1) |
| | 9.70 | 0.3818 | 139 | 184 | **A9169.7** | 1) |
| | 9.80 | 0.3858 | 139 | 184 | **A9169.8** | 1) |
| | 9.90 | 0.3897 | 139 | 184 | **A9169.9** | 1) |
| **25/64** | 9.92 | 0.3905 | 139 | 184 | **A91625/64** | 1) |
| | 10.00 | 0.3937 | 139 | 184 | **A91610.0** | 1) |
| | 10.20 | 0.4015 | 139 | 184 | **A91610.2** | 1) |
| | 10.30 | 0.4055 | 139 | 184 | **A91610.3** | 1) |
| **13/32** | 10.32 | 0.4062 | 139 | 184 | **A91613/32** | 1) |
| | 10.40 | 0.4094 | 139 | 184 | **A91610.4** | 1) |
| | 10.50 | 0.4133 | 139 | 184 | **A91610.5** | 1) |
| **27/64** | 10.72 | 0.4220 | 150 | 195 | **A91627/64** | 1) |
| | 10.80 | 0.4251 | 150 | 195 | **A91610.8** | 1) |
| | 11.00 | 0.4330 | 150 | 195 | **A91611.0** | 1) |
| **7/16** | 11.11 | 0.4374 | 150 | 195 | **A9167/16** | 1) |
| | 11.20 | 0.4409 | 150 | 195 | **A91611.2** | 1) |
| | 11.50 | 0.4527 | 150 | 195 | **A91611.5** | 1) |

| $d_1$ Øh8 Inch | $d_1$ Øh8 mm | $d_1$ decimal Inch | $l_2$ mm | $l_1$ mm | e-Code | |
|---|---|---|---|---|---|---|
| **29/64** | 11.51 | 0.4531 | 150 | 195 | **A91629/64** | 1) |
| | 11.80 | 0.4645 | 150 | 195 | **A91611.8** | 1) |
| **15/32** | 11.91 | 0.4688 | 160 | 205 | **A91615/32** | 1) |
| | 12.00 | 0.4724 | 160 | 205 | **A91612.0** | 1) |
| | 12.20 | 0.4803 | 160 | 205 | **A91612.2** | 1) |
| **31/64** | 12.30 | 0.4842 | 160 | 205 | **A91631/64** | 1) |
| | 12.50 | 0.4921 | 160 | 205 | **A91612.5** | 1) |
| **1/2** | 12.70 | 0.5000 | 160 | 205 | **A9161/2** | 1) |
| | 12.80 | 0.5039 | 160 | 205 | **A91612.8** | 1) |
| | 13.00 | 0.5118 | 160 | 205 | **A91613.0** | 1) |
| **33/64** | 13.10 | 0.5156 | 160 | 205 | **A91633/64** | 1) |
| **17/32** | 13.49 | 0.5312 | 169 | 214 | **A91617/32** | 1) |
| | 13.50 | 0.5314 | 169 | 214 | **A91613.5** | 1) |
| | 14.00 | 0.5511 | 169 | 214 | **A91614.0** | 1) |
| **9/16** | 14.29 | 0.5625 | 172 | 220 | **A9169/16** | 1) |
| | 14.50 | 0.5708 | 172 | 220 | **A91614.5** | 1) |
| **37/64** | 14.68 | 0.5781 | 172 | 220 | **A91637/64** | 1) |
| | 15.00 | 0.5905 | 172 | 220 | **A91615.0** | 1) |
| **19/32** | 15.08 | 0.5938 | 179 | 227 | **A91619/32** | 1) |
| | 15.50 | 0.6102 | 179 | 227 | **A91615.5** | 1) |
| **5/8** | 15.88 | 0.6250 | 179 | 255 | **A9165/8** | 1) |
| | 16.00 | 0.6299 | 179 | 227 | **A91616.0** | 1) |
| | 16.50 | 0.6496 | 188 | 235 | **A91616.5** | 1) |
| **21/32** | 16.67 | 0.6562 | 188 | 235 | **A91621/32** | 1) |
| | 17.00 | 0.6693 | 188 | 235 | **A91617.0** | 1) |
| **11/16** | 17.46 | 0.6875 | 195 | 241 | **A91611/16** | 1) |
| | 17.50 | 0.6890 | 195 | 241 | **A91617.5** | 1) |
| **45/64** | 17.86 | 0.7031 | 195 | 241 | **A91645/64** | 1) |
| | 18.00 | 0.7087 | 195 | 257 | **A91618.0** | 1)2) |
| **23/32** | 18.27 | 0.7188 | 210 | 257 | **A91623/32** | 1)2) |
| **47/64** | 18.65 | 0.7344 | 210 | 257 | **A91647/64** | 1)2) |
| | 19.00 | 0.7480 | 210 | 264 | **A91619.0** | 1)2) |
| **3/4** | 19.05 | 0.75 | 215 | 264 | **A9163/4** | 1)2) |
| | 20.00 | 0.7874 | 220 | 264 | **A91620.0** | 1)2) |

1) Flute Lengths Longer than Standard / Nutlänge länger als Standard / Spiraalgroef langer dan standaard / Goujures plus longues que le standard / Longitudes de la Estria superiores a la standard / Navalha mais comprida que o Standard

2) Overall Lengths Longer than Standard / Gesamtlänge länger als Standard / Totale lengte langer dan standaard / Longueur totale plus longue que le standard / Longitudes totales superiores a la standard / Comprimento Total mais que o Standard

# A578

DORMER

- PFX Long Series Drill
- PFX - Spiralbohrer, lang
- Lange PFX boren
- Foret PFXsérie longue
- Broca PFX, serie larga
- Broca Longa PFX

PFX

## A578




■ 1.3 1.4 1.5 1.6 2.2 3.1 3.2 3.3 3.4 7.4

● 1.1 1.2 2.1 2.3 4.1 4.2 4.3 6.3 6.4

| $d_1$ Ø$h_8$ mm | $d_1$ decimal Inch | $l_2$ mm | $l_1$ mm | e-Code |
|---|---|---|---|---|
| **1.00** | 0.0393 | 33 | 56 | **A5781.0** |
| **1.50** | 0.0590 | 45 | 70 | **A5781.5** |
| **2.00** | 0.0787 | 56 | 85 | **A5782.0** |
| **2.50** | 0.0984 | 62 | 95 | **A5782.5** |
| **3.00** | 0.1181 | 66 | 100 | **A5783.0** |
| **3.10** | 0.1220 | 69 | 106 | **A5783.1** |
| **3.20** | 0.1259 | 69 | 106 | **A5783.2** |
| **3.30** | 0.1299 | 69 | 106 | **A5783.3** |
| **3.40** | 0.1338 | 73 | 112 | **A5783.4** |
| **3.50** | 0.1377 | 73 | 112 | **A5783.5** |
| **3.60** | 0.1417 | 73 | 112 | **A5783.6** |
| **3.70** | 0.1456 | 73 | 112 | **A5783.7** |
| **3.80** | 0.1496 | 78 | 119 | **A5783.8** |
| **3.90** | 0.1535 | 78 | 119 | **A5783.9** |
| **4.00** | 0.1574 | 78 | 119 | **A5784.0** |
| **4.10** | 0.1614 | 78 | 119 | **A5784.1** |
| **4.20** | 0.1653 | 78 | 119 | **A5784.2** |
| **4.30** | 0.1692 | 82 | 126 | **A5784.3** |
| **4.40** | 0.1732 | 82 | 126 | **A5784.4** |
| **4.50** | 0.1771 | 82 | 126 | **A5784.5** |
| **4.60** | 0.1811 | 82 | 126 | **A5784.6** |
| **4.70** | 0.1850 | 82 | 126 | **A5784.7** |
| **4.80** | 0.1889 | 87 | 132 | **A5784.8** |
| **4.90** | 0.1929 | 87 | 132 | **A5784.9** |
| **5.00** | 0.1968 | 87 | 132 | **A5785.0** |
| **5.10** | 0.2007 | 87 | 132 | **A5785.1** |
| **5.20** | 0.2047 | 87 | 132 | **A5785.2** |
| **5.30** | 0.2086 | 87 | 132 | **A5785.3** |
| **5.40** | 0.2125 | 91 | 139 | **A5785.4** |
| **5.50** | 0.2165 | 91 | 139 | **A5785.5** |
| **5.60** | 0.2204 | 91 | 139 | **A5785.6** |
| **5.70** | 0.2244 | 91 | 139 | **A5785.7** |
| **5.80** | 0.2283 | 91 | 139 | **A5785.8** |
| **5.90** | 0.2322 | 91 | 139 | **A5785.9** |
| **6.00** | 0.2362 | 91 | 139 | **A5786.0** |
| **6.10** | 0.2401 | 97 | 148 | **A5786.1** |
| **6.20** | 0.2440 | 97 | 148 | **A5786.2** |
| **6.30** | 0.2480 | 97 | 148 | **A5786.3** |
| **6.40** | 0.2519 | 97 | 148 | **A5786.4** |
| **6.50** | 0.2559 | 97 | 148 | **A5786.5** |
| **6.60** | 0.2598 | 97 | 148 | **A5786.6** |
| **6.70** | 0.2637 | 97 | 148 | **A5786.7** |

| $d_1$ Ø$h_8$ mm | $d_1$ decimal Inch | $l_2$ mm | $l_1$ mm | e-Code |
|---|---|---|---|---|
| **6.80** | 0.2677 | 102 | 156 | **A5786.8** |
| **6.90** | 0.2716 | 102 | 156 | **A5786.9** |
| **7.00** | 0.2755 | 102 | 156 | **A5787.0** |
| **7.10** | 0.2795 | 102 | 156 | **A5787.1** |
| **7.20** | 0.2834 | 102 | 156 | **A5787.2** |
| **7.30** | 0.2874 | 102 | 156 | **A5787.3** |
| **7.40** | 0.2913 | 102 | 156 | **A5787.4** |
| **7.50** | 0.2952 | 102 | 156 | **A5787.5** |
| **7.60** | 0.2992 | 109 | 165 | **A5787.6** |
| **7.70** | 0.3031 | 109 | 165 | **A5787.7** |
| **7.80** | 0.3070 | 109 | 165 | **A5787.8** |
| **7.90** | 0.3110 | 109 | 165 | **A5787.9** |
| **8.00** | 0.3149 | 109 | 165 | **A5788.0** |
| **8.10** | 0.3188 | 109 | 165 | **A5788.1** |
| **8.20** | 0.3228 | 109 | 165 | **A5788.2** |
| **8.30** | 0.3267 | 109 | 165 | **A5788.3** |
| **8.40** | 0.3307 | 109 | 165 | **A5788.4** |
| **8.50** | 0.3346 | 109 | 165 | **A5788.5** |
| **8.60** | 0.3385 | 115 | 175 | **A5788.6** |
| **8.70** | 0.3425 | 115 | 175 | **A5788.7** |
| **8.80** | 0.3464 | 115 | 175 | **A5788.8** |
| **8.90** | 0.3503 | 115 | 175 | **A5788.9** |
| **9.00** | 0.3543 | 115 | 175 | **A5789.0** |
| **9.10** | 0.3582 | 115 | 175 | **A5789.1** |
| **9.20** | 0.3622 | 115 | 175 | **A5789.2** |
| **9.30** | 0.3661 | 115 | 175 | **A5789.3** |
| **9.40** | 0.3700 | 115 | 175 | **A5789.4** |
| **9.50** | 0.3740 | 115 | 175 | **A5789.5** |
| **9.60** | 0.3779 | 121 | 184 | **A5789.6** |
| **9.70** | 0.3818 | 121 | 184 | **A5789.7** |
| **9.80** | 0.3858 | 121 | 184 | **A5789.8** |
| **9.90** | 0.3897 | 121 | 184 | **A5789.9** |
| **10.00** | 0.3937 | 139 | 184 | **A57810.0** [1] |
| **10.20** | 0.4015 | 139 | 184 | **A57810.2** [1] |
| **10.30** | 0.4055 | 139 | 184 | **A57810.3** [1] |
| **10.40** | 0.4094 | 139 | 184 | **A57810.4** [1] |
| **10.50** | 0.4133 | 139 | 184 | **A57810.5** [1] |
| **10.80** | 0.4251 | 150 | 195 | **A57810.8** [1] |
| **11.00** | 0.4330 | 150 | 195 | **A57811.0** [1] |
| **11.20** | 0.4409 | 150 | 195 | **A57811.2** [1] |
| **11.50** | 0.4527 | 150 | 195 | **A57811.5** [1] |
| **11.80** | 0.4646 | 150 | 195 | **A57811.8** [1] |

[1] Flute Lengths Longer than Standard / Nutlänge länger als Standard / Spiraalgroef langer dan standaard / Goujures plus longues que le standard / Longitudes de la Estria superiores a la standard / Navalha mais comprida que o Standard

# A578

| $d_1$ Ø$h_8$ mm | $d_1$ decimal Inch | $l_2$ mm | $l_1$ mm | e-Code |
|---|---|---|---|---|
| **12.00** | 0.4724 | 160 | 205 | **A57812.0** [1] |
| **12.20** | 0.4803 | 160 | 205 | **A57812.2** [1] |
| **12.50** | 0.4921 | 160 | 205 | **A57812.5** [1] |
| **12.80** | 0.5039 | 160 | 205 | **A57812.8** [1] |
| **13.00** | 0.5118 | 160 | 205 | **A57813.0** [1] |
| **13.50** | 0.5314 | 169 | 214 | **A57813.5** [1] |

| $d_1$ Ø$h_8$ mm | $d_1$ decimal Inch | $l_2$ mm | $l_1$ mm | e-Code |
|---|---|---|---|---|
| **14.00** | 0.5511 | 169 | 214 | **A57814.0** [1] |
| **14.50** | 0.5708 | 172 | 220 | **A57814.5** [1] |
| **15.00** | 0.5905 | 172 | 220 | **A57815.0** [1] |
| **15.50** | 0.6102 | 179 | 227 | **A57815.5** [1] |
| **16.00** | 0.6299 | 179 | 227 | **A57816.0** [1] |

[1] Flute Lengths Longer than Standard / Nutlänge länger als Standard / Spiraalgroef langer dan standaard / Goujures plus longues que le standard / Longitudes de la Estria superiores a la standard / Navalha mais comprida que o Standard

# A350

DORMER

- Long Series Tapershank Drill
- Lange Spiralbohrer
- Spiraalboren, lang
- Foret série longue
- Broca de mango cónico, serie larga
- Broca Longa

## A350

■ 1.1 1.2

● 1.3 1.4 1.5 1.6 2.1 2.2 2.3 3.1 3.2 3.3 3.4 4.1 4.2 4.3 5.1 5.2 5.3 6.1 6.2 6.3 6.4 7.1 7.2 7.3 7.4 8.1 8.2 8.3 9.1

| $d_1$ $Øh_8$ mm | $d_1$ decimal Inch | $l_2$ mm | $l_1$ mm | MK | e-Code |
|---|---|---|---|---|---|
| **5.00** | 0.1969 | 74 | 155 | 1 | **A3505.0** |
| **5.50** | 0.2165 | 80 | 161 | 1 | **A3505.5** |
| **6.00** | 0.2362 | 80 | 161 | 1 | **A3506.0** |
| **6.70** | 0.2638 | 86 | 167 | 1 | **A3506.7** |
| **6.80** | 0.2677 | 93 | 174 | 1 | **A3506.8** |
| **7.00** | 0.2755 | 93 | 174 | 1 | **A3507.0** |
| **7.50** | 0.2952 | 93 | 174 | 1 | **A3507.5** |
| **8.00** | 0.3150 | 100 | 181 | 1 | **A3508.0** |
| **8.40** | 0.3307 | 100 | 181 | 1 | **A3508.4** |
| **8.50** | 0.3346 | 100 | 181 | 1 | **A3508.5** |
| **8.75** | 0.3444 | 107 | 188 | 1 | **A3508.75** |
| **9.00** | 0.3543 | 107 | 188 | 1 | **A3509.0** |
| **9.50** | 0.3740 | 107 | 188 | 1 | **A3509.5** |
| **9.80** | 0.3858 | 116 | 197 | 1 | **A3509.8** |
| **10.00** | 0.3937 | 116 | 197 | 1 | **A35010.0** |
| **10.20** | 0.4016 | 116 | 197 | 1 | **A35010.2** |
| **10.50** | 0.4134 | 116 | 197 | 1 | **A35010.5** |
| **10.70** | 0.4212 | 125 | 206 | 1 | **A35010.7** |
| **11.00** | 0.4330 | 125 | 206 | 1 | **A35011.0** |
| **11.50** | 0.4528 | 125 | 206 | 1 | **A35011.5** |
| **11.75** | 0.4626 | 125 | 206 | 1 | **A35011.75** |
| **11.80** | 0.4646 | 125 | 206 | 1 | **A35011.8** |
| **12.00** | 0.4724 | 134 | 215 | 1 | **A35012.0** |
| **12.50** | 0.4921 | 134 | 215 | 1 | **A35012.5** |
| **13.00** | 0.5118 | 134 | 215 | 1 | **A35013.0** |
| **13.50** | 0.5314 | 142 | 223 | 1 | **A35013.5** |
| **14.00** | 0.5512 | 142 | 223 | 1 | **A35014.0** |
| **14.25** | 0.5610 | 147 | 245 | 2 | **A35014.25** |
| **14.50** | 0.5709 | 147 | 245 | 2 | **A35014.5** |
| **14.75** | 0.5807 | 147 | 245 | 2 | **A35014.75** |
| **15.00** | 0.5906 | 147 | 245 | 2 | **A35015.0** |
| **15.25** | 0.6004 | 153 | 251 | 2 | **A35015.25** |
| **15.50** | 0.6102 | 153 | 251 | 2 | **A35015.5** |
| **15.75** | 0.6201 | 153 | 251 | 2 | **A35015.75** |
| **16.00** | 0.6299 | 153 | 251 | 2 | **A35016.0** |
| **16.25** | 0.6397 | 159 | 257 | 2 | **A35016.25** |
| **16.50** | 0.6496 | 159 | 257 | 2 | **A35016.5** |
| **16.75** | 0.6594 | 159 | 257 | 2 | **A35016.75** |
| **17.00** | 0.6693 | 159 | 257 | 2 | **A35017.0** |
| **17.25** | 0.6791 | 165 | 263 | 2 | **A35017.25** |
| **17.50** | 0.6890 | 165 | 263 | 2 | **A35017.5** |
| **18.00** | 0.7087 | 165 | 263 | 2 | **A35018.0** |
| **18.50** | 0.7283 | 171 | 269 | 2 | **A35018.5** |
| **19.00** | 0.7480 | 171 | 269 | 2 | **A35019.0** |

| $d_1$ $Øh_8$ mm | $d_1$ decimal Inch | $l_2$ mm | $l_1$ mm | MK | e-Code |
|---|---|---|---|---|---|
| **19.50** | 0.7677 | 177 | 275 | 2 | **A35019.5** |
| **19.75** | 0.7776 | 177 | 275 | 2 | **A35019.75** |
| **20.00** | 0.7874 | 177 | 275 | 2 | **A35020.0** |
| **20.25** | 0.7972 | 184 | 282 | 2 | **A35020.25** |
| **20.50** | 0.8070 | 184 | 282 | 2 | **A35020.5** |
| **21.00** | 0.8268 | 184 | 282 | 2 | **A35021.0** |
| **21.50** | 0.8464 | 191 | 289 | 2 | **A35021.5** |
| **22.00** | 0.8661 | 191 | 289 | 2 | **A35022.0** |
| **22.50** | 0.8858 | 198 | 296 | 2 | **A35022.5** |
| **23.00** | 0.9055 | 198 | 296 | 2 | **A35023.0** |
| **23.50** | 0.9251 | 198 | 319 | 3 | **A35023.5** |
| **24.00** | 0.9448 | 206 | 327 | 3 | **A35024.0** |
| **24.50** | 0.9646 | 206 | 327 | 3 | **A35024.5** |
| **25.00** | 0.9843 | 206 | 327 | 3 | **A35025.0** |
| **25.50** | 1.0039 | 214 | 335 | 3 | **A35025.5** |
| **26.00** | 1.0236 | 214 | 335 | 3 | **A35026.0** |
| **26.50** | 1.0433 | 214 | 335 | 3 | **A35026.5** |
| **27.00** | 1.0629 | 222 | 343 | 3 | **A35027.0** |
| **27.50** | 1.0826 | 222 | 343 | 3 | **A35027.5** |
| **28.00** | 1.1023 | 222 | 343 | 3 | **A35028.0** |
| **29.00** | 1.1417 | 230 | 351 | 3 | **A35029.0** |
| **30.00** | 1.1811 | 230 | 351 | 3 | **A35030.0** |
| **30.50** | 1.2007 | 239 | 360 | 3 | **A35030.5** |
| **31.00** | 1.2205 | 239 | 360 | 3 | **A35031.0** |
| **31.50** | 1.2401 | 239 | 360 | 3 | **A35031.5** |
| **32.00** | 1.2598 | 248 | 397 | 4 | **A35032.0** |
| **33.00** | 1.2992 | 248 | 397 | 4 | **A35033.0** |
| **34.00** | 1.3386 | 257 | 406 | 4 | **A35034.0** |
| **35.00** | 1.3780 | 257 | 406 | 4 | **A35035.0** |
| **36.00** | 1.4173 | 267 | 416 | 4 | **A35036.0** |
| **37.00** | 1.4567 | 267 | 416 | 4 | **A35037.0** |
| **38.00** | 1.4961 | 277 | 426 | 4 | **A35038.0** |
| **39.00** | 1.5354 | 277 | 426 | 4 | **A35039.0** |
| **40.00** | 1.5748 | 277 | 426 | 4 | **A35040.0** |
| **41.00** | 1.6142 | 287 | 436 | 4 | **A35041.0** |
| **42.00** | 1.6535 | 287 | 436 | 4 | **A35042.0** |
| **43.00** | 1.6929 | 298 | 447 | 4 | **A35043.0** |
| **44.00** | 1.7323 | 298 | 447 | 4 | **A35044.0** |
| **45.00** | 1.7717 | 298 | 447 | 4 | **A35045.0** |
| **46.00** | 1.8110 | 310 | 459 | 4 | **A35046.0** |
| **47.00** | 1.8504 | 310 | 459 | 4 | **A35047.0** |
| **48.00** | 1.8898 | 321 | 470 | 4 | **A35048.0** |
| **50.00** | 1.9685 | 321 | 470 | 4 | **A35050.0** |

# A243

- Aircraft Extension Drill
- Bohrer für die Flugzeugindustrie
- Aircraft spiraalboren
- Foret aéronautique à queue cylindrique rallongée
- Broca extralarga para la industria Aeronáutica
- Broca p/ Aviação Haste Longa

## A243

6" Overall Length / 150mm Gesamtlänge / 150 mm totale lengte / Longueur totale de 150 mm / Longitud Total 150 mm / Comprimento Total 150mm

■ 1.5 1.6 2.2 2.3 3.4 4.1 4.2 4.3 5.1 6.4 7.4

● 1.3 1.4 2.1 3.1 3.2 3.3 5.2 5.3 6.3 9.1

| $d_1$ Ø$h_8$ Inch | $d_1$ decimal Inch | $l_2$ Inch | $l_1$ Inch | e-Code |
|---|---|---|---|---|
| **3/32X6** | 0.0938 | 1.1/4 | 6" | **A2433/32X6** |
| **40** | 0.0980 | 1.3/8 | 6" | **A243N40X6** |
| **1/8X6** | 0.1250 | 1.5/8 | 6" | **A2431/8X6** |
| **30** | 0.1285 | 1.5/8 | 6" | **A243N30X6** |
| **5/32X6** | 0.1562 | 2" | 6" | **A2435/32X6** |
| **21** | 0.1590 | 2.1/8 | 6" | **A243N21X6** |

| $d_1$ Ø$h_8$ Inch | $d_1$ decimal Inch | $l_2$ Inch | $l_1$ Inch | e-Code |
|---|---|---|---|---|
| **20** | 0.1610 | 2.1/8 | 6" | **A243N20X6** |
| **3/16** | 0.1875 | 2.5/16 | 6" | **A2433/16X6** |
| **11** | 0.1910 | 2.5/16 | 6" | **A243N11X6** |
| **10** | 0.1935 | 2.7/16 | 6" | **A243N10X6** |
| **1/4X6** | 0.2500 | 2.3/4 | 6" | **A2431/4X6** |

# A244

- Aircraft Extension Drill
- Foret aéronautique à queue cylindrique rallongée
- Bohrer für die Flugzeugindustrie
- Broca extralarga para la industria Aeronáutica
- Aircraft spiraalboren
- Broca p/ Aviação Haste Longa

## A244

150mm Overall Length / 150mm Gesamtlänge / 150 mm totale lengte / Longueur totale de 150 mm / Longitud Total 150 mm / Comprimento Total 150mm

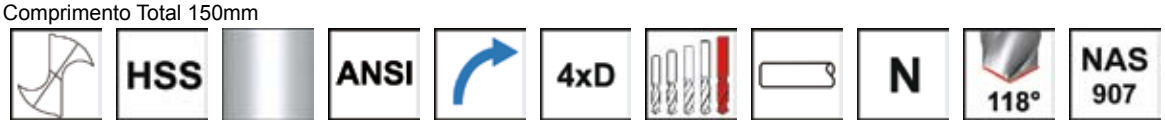


■ 1.5 1.6 2.2 2.3 3.4 4.1 4.2 4.3 5.1 6.4 7.4

● 1.3 1.4 2.1 3.1 3.2 3.3 5.2 5.3 6.3 9.1

| $d_1$ Ø$h_8$ Inch | $d_1$ decimal Inch | $l_2$ mm | $l_1$ mm | e-Code | $d_1$ Ø$h_8$ Inch | $d_1$ decimal Inch | $l_2$ mm | $l_1$ mm | e-Code |
|---|---|---|---|---|---|---|---|---|---|
| **1/8** | 0.1250 | 1.5/8 | 6“ | **A2441/8X6** | **3/16** | 0.1874 | 2.5/16 | 6“ | **A2443/16X6** |
| **5/32** | 0.1562 | 2“ | 6“ | **A2445/32X6** | **1/4** | 0.2500 | 2.3/4 | 6“ | **A2441/4X6** |

# A125

- Extra Length Drill
- Spiralbohrer, extra lang
- Extra lange boren
- Foret queue cône morse - Extra long
- Broca serie extra larga
- Broca CM - Extra Longa

## A125

Bright below 2.2mm, 5/64" / Blank bis 2,2mmØ / Blank beneden 2,2mm, 5/16" / Brillant au dessous de 2,2 mm, 5/64 / Brillante por debajo de 2,2 mm, 5/64" / Brilhante Abaixo de 2.2 mm, 5/64"

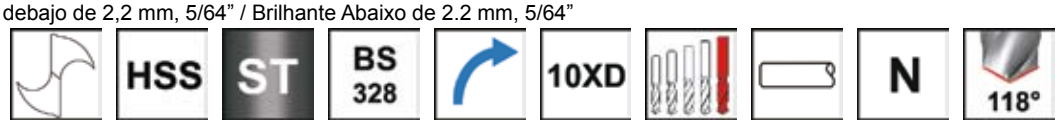


■ 1.1 1.2

● 1.3 1.4 1.5 1.6 2.1 2.2 2.3 3.1 3.2 3.3 3.4 4.1 4.2 4.3 5.1 5.2 5.3 6.1 6.2 6.3 6.4 7.1 7.2 7.3 7.4 8.1 8.2 8.3 9.1

| $d_1$ Ø$h_8$ Inch | $d_1$ Ø$h_8$ mm | $d_1$ decimal Inch | $l_2$ mm | $l_1$ mm | e-Code |
|---|---|---|---|---|---|
| | 1.40 | 0.0551 | 100 | 160 | **A1251.4X160** |
| | 1.50 | 0.0590 | 80 | 125 | **A1251.5X125** |
| | 1.50 | 0.0590 | 100 | 160 | **A1251.5X160** |
| **1/16** | 1.59 | 0.0625 | 80 | 125 | **A1251/16X125** |
| **1/16** | 1.59 | 0.0625 | 100 | 160 | **A1251/16X160** |
| | 1.80 | 0.0708 | 100 | 160 | **A1251.8X160** |
| **5/64** | 1.98 | 0.0779 | 80 | 125 | **A1255/64X125** |
| **5/64** | 1.98 | 0.0779 | 100 | 160 | **A1255/64X160** |
| | 2.00 | 0.0787 | 80 | 125 | **A1252.0X125** |
| | 2.00 | 0.0787 | 100 | 160 | **A1252.0X160** |
| | 2.20 | 0.0866 | 100 | 160 | **A1252.2X160** |
| **3/32** | 2.38 | 0.0937 | 80 | 125 | **A1253/32X125** |
| **3/32** | 2.38 | 0.0937 | 100 | 160 | **A1253/32X160** |
| | 2.50 | 0.0984 | 80 | 125 | **A1252.5X125** |
| | 2.50 | 0.0984 | 100 | 160 | **A1252.5X160** |
| **7/64** | 2.78 | 0.1094 | 80 | 125 | **A1257/64X125** |
| **7/64** | 2.78 | 0.1094 | 100 | 160 | **A1257/64X160** |
| | 3.00 | 0.1181 | 100 | 160 | **A1253.0X160** |
| | 3.00 | 0.1181 | 150 | 200 | **A1253.0X200** |
| | 3.00 | 0.1181 | 200 | 250 | **A1253.0X250** |
| **1/8** | 3.18 | 0.1251 | 100 | 160 | **A1251/8X160** |
| **1/8** | 3.18 | 0.1251 | 150 | 200 | **A1251/8X200** |
| **1/8** | 3.18 | 0.1251 | 200 | 250 | **A1251/8X250** |
| **1/8** | 3.18 | 0.1251 | 250 | 315 | **A1251/8X315** |
| | 3.30 | 0.1299 | 100 | 160 | **A1253.3X160** |
| | 3.50 | 0.1377 | 100 | 160 | **A1253.5X160** |
| | 3.50 | 0.1377 | 150 | 200 | **A1253.5X200** |
| | 3.50 | 0.1377 | 200 | 250 | **A1253.5X250** |
| **9/64** | 3.57 | 0.1405 | 100 | 160 | **A1259/64X160** |
| **9/64** | 3.57 | 0.1405 | 150 | 200 | **A1259/64X200** |
| **5/32** | 3.97 | 0.1562 | 100 | 160 | **A1255/32X160** |
| **5/32** | 3.97 | 0.1562 | 150 | 200 | **A1255/32X200** |
| **5/32** | 3.97 | 0.1562 | 200 | 250 | **A1255/32X250** |
| **5/32** | 3.97 | 0.1562 | 250 | 315 | **A1255/32X315** |
| | 4.00 | 0.1574 | 100 | 160 | **A1254.0X160** |
| | 4.00 | 0.1574 | 150 | 200 | **A1254.0X200** |
| | 4.00 | 0.1574 | 200 | 250 | **A1254.0X250** |
| | 4.00 | 0.1574 | 250 | 315 | **A1254.0X315** |
| **11/64** | 4.37 | 0.1720 | 100 | 160 | **A12511/64X160** |
| **11/64** | 4.37 | 0.1720 | 150 | 200 | **A12511/64X200** |
| | 4.50 | 0.1771 | 100 | 160 | **A1254.5X160** |
| | 4.50 | 0.1771 | 150 | 200 | **A1254.5X200** |

| $d_1$ Ø$h_8$ Inch | $d_1$ Ø$h_8$ mm | $d_1$ decimal Inch | $l_2$ mm | $l_1$ mm | e-Code |
|---|---|---|---|---|---|
| | 4.50 | 0.1771 | 200 | 250 | **A1254.5X250** |
| | 4.50 | 0.1771 | 250 | 315 | **A1254.5X315** |
| **3/16** | 4.76 | 0.1874 | 100 | 160 | **A1253/16X160** |
| **3/16** | 4.76 | 0.1874 | 150 | 200 | **A1253/16X200** |
| **3/16** | 4.76 | 0.1874 | 200 | 250 | **A1253/16X250** |
| **3/16** | 4.76 | 0.1874 | 250 | 315 | **A1253/16X315** |
| **3/16** | 4.76 | 0.1874 | 300 | 400 | **A1253/16X400** |
| | 5.00 | 0.1968 | 100 | 160 | **A1255.0X160** |
| | 5.00 | 0.1968 | 150 | 200 | **A1255.0X200** |
| | 5.00 | 0.1968 | 200 | 250 | **A1255.0X250** |
| | 5.00 | 0.1968 | 250 | 315 | **A1255.0X315** |
| | 5.00 | 0.1968 | 300 | 400 | **A1255.0X400** |
| **13/64** | 5.16 | 0.2031 | 150 | 200 | **A12513/64X200** |
| **13/64** | 5.16 | 0.2031 | 200 | 250 | **A12513/64X250** |
| **13/64** | 5.16 | 0.2031 | 250 | 315 | **A12513/64X315** |
| | 5.50 | 0.2165 | 150 | 200 | **A1255.5X200** |
| | 5.50 | 0.2165 | 200 | 250 | **A1255.5X250** |
| | 5.50 | 0.2165 | 250 | 315 | **A1255.5X315** |
| **7/32** | 5.56 | 0.2188 | 150 | 200 | **A1257/32X200** |
| **7/32** | 5.56 | 0.2188 | 200 | 250 | **A1257/32X250** |
| **7/32** | 5.56 | 0.2188 | 250 | 315 | **A1257/32X315** |
| **15/64** | 5.95 | 0.2342 | 150 | 200 | **A12515/64X200** |
| **15/64** | 5.95 | 0.2342 | 200 | 250 | **A12515/64X250** |
| | 6.00 | 0.2362 | 150 | 200 | **A1256.0X200** |
| | 6.00 | 0.2362 | 200 | 250 | **A1256.0X250** |
| | 6.00 | 0.2362 | 250 | 315 | **A1256.0X315** |
| | 6.00 | 0.2362 | 300 | 400 | **A1256.0X400** |
| **1/4** | 6.35 | 0.2500 | 150 | 200 | **A1251/4X200** |
| **1/4** | 6.35 | 0.2500 | 200 | 250 | **A1251/4X250** |
| **1/4** | 6.35 | 0.2500 | 250 | 315 | **A1251/4X315** |
| **1/4** | 6.35 | 0.2500 | 300 | 400 | **A1251/4X400** |
| **1/4** | 6.35 | 0.2500 | 400 | 500 | **A1251/4X500** |
| | 6.50 | 0.2559 | 150 | 200 | **A1256.5X200** |
| | 6.50 | 0.2559 | 200 | 250 | **A1256.5X250** |
| | 6.50 | 0.2559 | 250 | 315 | **A1256.5X315** |
| **17/64** | 6.75 | 0.2657 | 150 | 200 | **A12517/64X200** |
| **17/64** | 6.75 | 0.2657 | 200 | 250 | **A12517/64X250** |
| | 7.00 | 0.2755 | 150 | 200 | **A1257.0X200** |
| | 7.00 | 0.2755 | 200 | 250 | **A1257.0X250** |
| | 7.00 | 0.2755 | 250 | 315 | **A1257.0X315** |
| **9/32** | 7.14 | 0.2811 | 150 | 200 | **A1259/32X200** |
| **9/32** | 7.14 | 0.2811 | 200 | 250 | **A1259/32X250** |

# A125

DORMER

| $d_1$ Øh8 Inch | $d_1$ Øh8 mm | $d_1$ decimal Inch | $l_2$ mm | $l_1$ mm | e-Code |
|---|---|---|---|---|---|
| **9/32** | 7.14 | 0.2811 | 250 | 315 | **A1259/32X315** |
| | 7.50 | 0.2952 | 150 | 200 | **A1257.5X200** |
| | 7.50 | 0.2952 | 200 | 250 | **A1257.5X250** |
| | 7.50 | 0.2952 | 250 | 315 | **A1257.5X315** |
| **5/16** | 7.94 | 0.3125 | 150 | 200 | **A1255/16X200** |
| **5/16** | 7.94 | 0.3125 | 200 | 250 | **A1255/16X250** |
| **5/16** | 7.94 | 0.3125 | 250 | 315 | **A1255/16X315** |
| **5/16** | 7.94 | 0.3125 | 300 | 400 | **A1255/16X400** |
| **5/16** | 7.94 | 0.3125 | 400 | 500 | **A1255/16X500** |
| | 8.00 | 0.3149 | 200 | 250 | **A1258.0X250** |
| | 8.00 | 0.3149 | 250 | 315 | **A1258.0X315** |
| | 8.00 | 0.3149 | 300 | 400 | **A1258.0X400** |
| **21/64** | 8.33 | 0.3279 | 250 | 315 | **A12521/64X315** |
| | 8.50 | 0.3346 | 200 | 250 | **A1258.5X250** |
| | 8.50 | 0.3346 | 250 | 315 | **A1258.5X315** |
| **11/32** | 8.73 | 0.3437 | 200 | 250 | **A12511/32X250** |
| **11/32** | 8.73 | 0.3437 | 250 | 315 | **A12511/32X315** |
| **11/32** | 8.73 | 0.3437 | 300 | 400 | **A12511/32X400** |
| | 9.00 | 0.3543 | 200 | 250 | **A1259.0X250** |
| | 9.00 | 0.3543 | 250 | 315 | **A1259.0X315** |
| | 9.00 | 0.3543 | 300 | 400 | **A1259.0X400** |
| **23/64** | 9.13 | 0.3594 | 250 | 315 | **A12523/64X315** |
| | 9.50 | 0.3740 | 200 | 250 | **A1259.5X250** |
| | 9.50 | 0.3740 | 250 | 315 | **A1259.5X315** |
| **3/8** | 9.53 | 0.3751 | 200 | 250 | **A1253/8X250** |
| **3/8** | 9.53 | 0.3751 | 250 | 315 | **A1253/8X315** |
| **3/8** | 9.53 | 0.3751 | 300 | 400 | **A1253/8X400** |
| **3/8** | 9.53 | 0.3751 | 400 | 500 | **A1253/8X500** |

| $d_1$ Øh8 Inch | $d_1$ Øh8 mm | $d_1$ decimal Inch | $l_2$ mm | $l_1$ mm | e-Code |
|---|---|---|---|---|---|
| | 10.00 | 0.3937 | 200 | 250 | **A12510.0X250** |
| | 10.00 | 0.3937 | 250 | 315 | **A12510.0X315** |
| | 10.00 | 0.3937 | 300 | 400 | **A12510.0X400** |
| **13/32** | 10.32 | 0.4062 | 200 | 250 | **A12513/32X250** |
| **13/32** | 10.32 | 0.4062 | 250 | 315 | **A12513/32X315** |
| | 10.50 | 0.4133 | 200 | 250 | **A12510.5X250** |
| | 10.50 | 0.4133 | 250 | 315 | **A12510.5X315** |
| | 10.50 | 0.4133 | 300 | 400 | **A12510.5X400** |
| | 11.00 | 0.4330 | 200 | 250 | **A12511.0X250** |
| | 11.00 | 0.4330 | 250 | 315 | **A12511.0X315** |
| | 11.00 | 0.4330 | 300 | 400 | **A12511.0X400** |
| **7/16** | 11.11 | 0.4374 | 200 | 250 | **A1257/16X250** |
| **7/16** | 11.11 | 0.4374 | 250 | 315 | **A1257/16X315** |
| **7/16** | 11.11 | 0.4374 | 300 | 400 | **A1257/16X400** |
| **15/32** | 11.91 | 0.4688 | 200 | 250 | **A12515/32X250** |
| **15/32** | 11.91 | 0.4688 | 250 | 315 | **A12515/32X315** |
| | 12.00 | 0.4724 | 200 | 250 | **A12512.0X250** |
| | 12.00 | 0.4724 | 250 | 315 | **A12512.0X315** |
| | 12.00 | 0.4724 | 300 | 400 | **A12512.0X400** |
| **1/2** | 12.70 | 0.5000 | 200 | 250 | **A1251/2X250** |
| **1/2** | 12.70 | 0.5000 | 250 | 315 | **A1251/2X315** |
| **1/2** | 12.70 | 0.5000 | 300 | 400 | **A1251/2X400** |
| **1/2** | 12.70 | 0.5000 | 400 | 500 | **A1251/2X500** |
| | 13.00 | 0.5118 | 250 | 315 | **A12513.0X315** |
| | 13.00 | 0.5118 | 300 | 400 | **A12513.0X400** |
| | 14.00 | 0.5511 | 250 | 315 | **A12514.0X315** |
| | 14.00 | 0.5511 | 300 | 400 | **A12514.0X400** |

# A976

- PFX Extra Length Drill
- PFX - Spiralbohrer, extra lang
- Extra lange PFX boren
- Foret PFX extra-long
- Broca PFX Extra Larga
- Broca Extra Longa PFX

**PFX**

## A976




■ 1.3 1.4 1.5 1.6

● 1.1 1.2 2.1 2.2 2.3 3.2 3.3 3.4 4.1 4.2 4.3 6.3 6.4 7.4

| $d_1$ Ø$h_8$ Inch | $d_1$ Ø$h_8$ mm | $d_1$ decimal Inch | $l_2$ mm | $l_1$ mm | e-Code | |
|---|---|---|---|---|---|---|
| | 1.50 | 0.0590 | 75 | 115 | **A9761.5** | |
| | 2.00 | 0.0787 | 85 | 125 | **A9762.0X125** | |
| | 2.10 | 0.0826 | 85 | 125 | **A9762.1X125** | |
| | 2.20 | 0.0866 | 90 | 135 | **A9762.2X135** | |
| | 2.30 | 0.0905 | 90 | 135 | **A9762.3X135** | |
| | 2.40 | 0.0944 | 95 | 140 | **A9762.4X140** | |
| | 2.50 | 0.0984 | 95 | 140 | **A9762.5X140** | |
| | 2.60 | 0.1023 | 95 | 140 | **A9762.6X140** | |
| | 2.70 | 0.1062 | 100 | 150 | **A9762.7X150** | |
| | 2.80 | 0.1102 | 100 | 150 | **A9762.8X150** | |
| | 2.90 | 0.1141 | 100 | 150 | **A9762.9X150** | |
| | 3.00 | 0.1181 | 100 | 150 | **A9763.0X150** | |
| | 3.10 | 0.1220 | 105 | 155 | **A9763.1X155** | |
| **1/8** | 3.18 | 0.1251 | 105 | 155 | **A9761/8** | |
| | 3.20 | 0.1259 | 105 | 155 | **A9763.2X155** | |
| | 3.30 | 0.1299 | 105 | 155 | **A9763.3X155** | |
| | 3.40 | 0.1338 | 115 | 165 | **A9763.4X165** | |
| | 3.50 | 0.1377 | 115 | 165 | **A9763.5X165** | |
| | 3.60 | 0.1417 | 115 | 165 | **A9763.6X165** | |
| | 3.70 | 0.1456 | 115 | 165 | **A9763.7X165** | |
| | 3.80 | 0.1496 | 120 | 175 | **A9763.8X175** | |
| | 3.90 | 0.1535 | 120 | 175 | **A9763.9X175** | |
| **5/32** | 3.97 | 0.1562 | 120 | 175 | **A9765/32** | |
| | 4.00 | 0.1574 | 120 | 175 | **A9764.0X175** | |
| | 4.10 | 0.1614 | 120 | 175 | **A9764.1X175** | |
| | 4.20 | 0.1653 | 120 | 175 | **A9764.2X175** | |
| | 4.30 | 0.1692 | 125 | 185 | **A9764.3X185** | |
| | 4.40 | 0.1732 | 125 | 185 | **A9764.4X185** | |
| | 4.50 | 0.1771 | 125 | 185 | **A9764.5X185** | |
| | 4.60 | 0.1811 | 125 | 185 | **A9764.6X185** | |
| | 4.70 | 0.1850 | 125 | 185 | **A9764.7X185** | |
| **3/16** | 4.76 | 0.1874 | 135 | 195 | **A9763/16** | |
| | 4.80 | 0.1889 | 135 | 195 | **A9764.8X195** | |
| | 4.90 | 0.1929 | 135 | 195 | **A9764.9X195** | |
| | 5.00 | 0.1968 | 135 | 195 | **A9765.0X195** | |
| | 5.10 | 0.2007 | 135 | 195 | **A9765.1X195** | |
| | 5.20 | 0.2047 | 135 | 195 | **A9765.2X195** | |
| | 5.30 | 0.2086 | 135 | 195 | **A9765.3X195** | |
| | 5.40 | 0.2125 | 140 | 205 | **A9765.4X205** | |
| | 5.50 | 0.2165 | 140 | 205 | **A9765.5X205** | |
| | 5.60 | 0.2204 | 140 | 205 | **A9765.6X205** | |
| | 5.70 | 0.2244 | 140 | 205 | **A9765.7X205** | |
| | 5.80 | 0.2283 | 140 | 205 | **A9765.8X205** | |
| | 5.90 | 0.2322 | 140 | 205 | **A9765.9X205** | |
| | 6.00 | 0.2362 | 140 | 205 | **A9766.0X205** | |
| | 6.10 | 0.2401 | 150 | 215 | **A9766.1X215** | |
| | 6.20 | 0.2440 | 150 | 215 | **A9766.2X215** | |
| | 6.30 | 0.2480 | 150 | 215 | **A9766.3X215** | |
| **1/4** | 6.35 | 0.2500 | 140 | 205 | **A9761/4** | [1] |
| | 6.40 | 0.2519 | 150 | 215 | **A9766.4X215** | |
| | 6.50 | 0.2559 | 150 | 215 | **A9766.5X215** | |
| | 6.60 | 0.2598 | 150 | 215 | **A9766.6X215** | |
| | 6.70 | 0.2637 | 150 | 215 | **A9766.7X215** | |
| | 6.80 | 0.2677 | 155 | 225 | **A9766.8X225** | |
| | 6.90 | 0.2716 | 155 | 225 | **A9766.9X225** | |
| | 7.00 | 0.2755 | 155 | 225 | **A9767.0X225** | |
| | 7.50 | 0.2952 | 155 | 225 | **A9767.5X225** | |
| **5/16** | 7.94 | 0.3125 | 165 | 240 | **A9765/16** | |
| | 8.00 | 0.3149 | 165 | 240 | **A9768.0X240** | |
| | 8.50 | 0.3346 | 165 | 240 | **A9768.5X240** | |
| **11/32** | 8.73 | 0.3437 | 175 | 250 | **A97611/32** | |
| | 9.00 | 0.3543 | 175 | 250 | **A9769.0X250** | |
| | 9.50 | 0.3740 | 175 | 250 | **A9769.5X250** | |
| **3/8** | 9.53 | 0.3751 | 185 | 265 | **A9763/8** | |
| | 10.00 | 0.3937 | 185 | 265 | **A97610.0X265** | |
| | 10.50 | 0.4133 | 185 | 265 | **A97610.5** | |
| | 11.00 | 0.4330 | 195 | 280 | **A97611.0** | [1] |
| **7/16** | 11.11 | 0.4374 | 195 | 280 | **A9767/16** | [1] |
| | 11.50 | 0.4527 | 195 | 280 | **A97611.5** | [1] |
| | 12.00 | 0.4724 | 205 | 295 | **A97612.0** | [1] |
| | 12.50 | 0.4921 | 205 | 295 | **A97612.5** | [1] |
| **1/2** | 12.70 | 0.5000 | 205 | 295 | **A9761/2** | [1] |
| | 13.00 | 0.5118 | 205 | 295 | **A97613.0** | [1] |
| | 14.00 | 0.5511 | 215 | 310 | **A97614.0** | [1] |

[1] Dormer Standard / Werksnorm / Spiraalgroef en totale lengte volgens Dormer standaard / Goujure et longueur totale selon la norme usine / Norma Dormer / Standard Dormer

# A977

DORMER

- PFX Extra Length Drill
- PFX - Spiralbohrer, extra lang
- Extra lange PFX boren
- Foret PFX extra-long
- Broca PFX Extra Larga
- Broca Extra Longa PFX




PFX

## A977




■ 1.3 1.4 1.5 1.6

● 1.1 1.2 2.1 2.2 2.3 3.2 3.3 3.4 4.1 4.2 4.3 6.3 6.4 7.4

| $d_1$ Ø$h_8$ Inch | $d_1$ Ø$h_8$ mm | $d_1$ decimal Inch | $l_2$ mm | $l_1$ mm | e-Code | |
|---|---|---|---|---|---|---|
| | 1.50 | 0.0590 | 100 | 150 | **A9771.5** | |
| **1/16** | 1.59 | 0.0625 | 100 | 150 | **A9771/16** | |
| | 2.00 | 0.0787 | 110 | 160 | **A9772.0** | |
| **3/32** | 2.38 | 0.0937 | 115 | 170 | **A9773/32** | |
| | 3.00 | 0.1181 | 130 | 190 | **A9773.0X190** | |
| **1/8** | 3.18 | 0.1251 | 135 | 200 | **A9771/8** | |
| | 3.50 | 0.1377 | 145 | 210 | **A9773.5X210** | |
| | 4.00 | 0.1574 | 150 | 220 | **A9774.0X220** | |
| | 4.50 | 0.1771 | 160 | 235 | **A9774.5X235** | |
| **3/16** | 4.76 | 0.1874 | 170 | 245 | **A9773/16** | |
| | 5.00 | 0.1968 | 170 | 245 | **A9775.0X245** | |
| | 5.50 | 0.2165 | 180 | 260 | **A9775.5X260** | |
| | 6.00 | 0.2362 | 180 | 260 | **A9776.0X260** | |
| **1/4** | 6.35 | 0.2500 | 180 | 260 | **A9771/4** | 1) |
| | 6.50 | 0.2559 | 190 | 275 | **A9776.5X275** | |
| | 7.00 | 0.2755 | 200 | 290 | **A9777.0X290** | |

| $d_1$ Ø$h_8$ Inch | $d_1$ Ø$h_8$ mm | $d_1$ decimal Inch | $l_2$ mm | $l_1$ mm | e-Code | |
|---|---|---|---|---|---|---|
| | 7.50 | 0.2952 | 200 | 290 | **A9777.5X290** | |
| | 8.00 | 0.3149 | 210 | 305 | **A9778.0X305** | |
| | 8.50 | 0.3346 | 210 | 305 | **A9778.5X305** | |
| **11/32** | 8.73 | 0.3437 | 220 | 320 | **A97711/32** | |
| | 9.00 | 0.3543 | 220 | 320 | **A9779.0X320** | |
| | 9.50 | 0.3740 | 220 | 320 | **A9779.5X320** | |
| | 10.00 | 0.3937 | 235 | 340 | **A97710.0X340** | |
| | 10.50 | 0.4133 | 235 | 340 | **A97710.5** | |
| | 11.00 | 0.4330 | 250 | 365 | **A97711.0** | 1) |
| | 11.50 | 0.4527 | 250 | 365 | **A97711.5** | 1) |
| | 12.00 | 0.4724 | 260 | 375 | **A97712.0** | 1) |
| | 12.50 | 0.4921 | 260 | 375 | **A97712.5** | 1) |
| | 13.00 | 0.5118 | 260 | 375 | **A97713.0** | 1) |
| | 14.00 | 0.5511 | 270 | 390 | **A97714.0** | 1) |

1) Dormer Standard / Werksnorm / Spiraalgroef en totale lengte volgens Dormer standaard / Goujure et longueur totale selon la norme usine / Norma Dormer / Standard Dormer

# A978

- PFX Extra Length Drill
- PFX - Spiralbohrer, extra lang
- Extra lange PFX boren
- Foret PFX extra-long
- Broca PFX Extra Larga
- Broca Extra Longa PFX




**PFX**

## A978




■ 1.3 1.4 1.5 1.6

● 1.1 1.2 2.1 2.2 2.3 3.2 3.3 3.4 4.1 4.2 4.3 6.3 6.4 7.4

| $d_1$ Ø$h_8$ Inch | $d_1$ Ø$h_8$ mm | $d_1$ decimal Inch | $l_2$ mm | $l_1$ mm | e-Code |
|---|---|---|---|---|---|
| | 3.00 | 0.1181 | 160 | 240 | **A9783.0** |
| | 3.50 | 0.1377 | 180 | 265 | **A9783.5X265** |
| | 4.00 | 0.1574 | 190 | 280 | **A9784.0X280** |
| | 4.50 | 0.1771 | 200 | 295 | **A9784.5X295** |
| | 5.00 | 0.1968 | 210 | 315 | **A9785.0X315** |
| | 5.50 | 0.2165 | 225 | 330 | **A9785.5X330** |
| | 6.00 | 0.2362 | 225 | 330 | **A9786.0X330** |
| **1/4** | 6.35 | 0.2500 | 225 | 330 | **A9781/4** [1] |

| $d_1$ Ø$h_8$ Inch | $d_1$ Ø$h_8$ mm | $d_1$ decimal Inch | $l_2$ mm | $l_1$ mm | e-Code |
|---|---|---|---|---|---|
| | 6.50 | 0.2559 | 235 | 350 | **A9786.5X350** |
| | 7.00 | 0.2755 | 250 | 370 | **A9787.0X370** |
| | 7.50 | 0.2952 | 250 | 370 | **A9787.5X370** |
| | 8.00 | 0.3149 | 265 | 390 | **A9788.0X390** |
| | 8.50 | 0.3346 | 265 | 390 | **A9788.5X390** |
| | 9.00 | 0.3543 | 280 | 410 | **A9789.0X410** |
| | 9.50 | 0.3740 | 280 | 410 | **A9789.5X410** |
| | 10.00 | 0.3937 | 295 | 430 | **A97810.0X430** |

[1] Dormer Standard / Werksnorm / Spiraalgroef en totale lengte volgens Dormer standaard / Goujure et longueur totale selon la norme usine / Norma Dormer / Standard Dormer

# A979

- PFX Extra Length Drill
- PFX - Spiralbohrer, extra lang
- Extra lange PFX boren
- Foret PFX extra-long
- Broca PFX Extra Larga
- Broca Extra Longa PFX

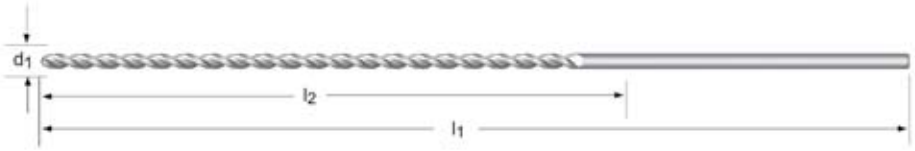


PFX

## A979




■ 1.3 1.4 1.5 1.6

● 2.1 2.2 2.3 3.2 3.3 3.4 4.1 4.2 4.3 6.3 6.4 7.4

| $d_1$ Ø$h_8$ mm | $d_1$ decimal Inch | $l_2$ mm | $l_1$ mm | e-Code |
|---|---|---|---|---|
| **5.00** | 0.1968 | 250 | 400 | **A9795.0** |
| **6.00** | 0.2362 | 250 | 400 | **A9796.0** |

# A345

- Extra Length Drill
- Spiralbohrer, extra lang
- Extra lange boren
- Foret queue cône morse - Extra long
- Broca serie extra larga
- Broca CM - Extra Longa




## A345




■ 1.1 1.2

● 1.3 1.4 1.5 1.6 2.1 2.2 2.3 3.1 3.2 3.3 3.4 4.1 4.2 4.3 5.1 5.2 5.3 6.1 6.2 6.3 6.4 7.1 7.2 7.3 7.4 8.1 8.2 8.3 9.1

| $d_1$ Ø Inch | $d_1$ Ø mm | $d_1$ decimal Inch | $l_2$ mm | $l_1$ mm | MK | e-Code |
|---|---|---|---|---|---|---|
| | 8.00 | 0.3149 | 165 | 265 | 1 | **A3458.0** |
| | 8.50 | 0.3346 | 165 | 265 | 1 | **A3458.5** |
| | 9.00 | 0.3543 | 175 | 275 | 1 | **A3459.0** |
| | 9.50 | 0.3740 | 175 | 275 | 1 | **A3459.5** |
| **3/8** | 9.53 | 0.3751 | 185 | 285 | 1 | **A3453/8** |
| | 10.00 | 0.3937 | 185 | 285 | 1 | **A34510.0** |
| **13/32** | 10.32 | 0.4062 | 185 | 285 | 1 | **A34513/32** |
| | 10.50 | 0.4133 | 185 | 285 | 1 | **A34510.5** |
| | 11.00 | 0.4330 | 195 | 300 | 1 | **A34511.0** |
| **7/16** | 11.11 | 0.4374 | 195 | 300 | 1 | **A3457/16** |
| | 11.50 | 0.4527 | 195 | 300 | 1 | **A34511.5** |
| **29/64** | 11.51 | 0.4531 | 205 | 310 | 1 | **A34529/64** |
| | 12.00 | 0.4724 | 205 | 310 | 1 | **A34512.0** |
| | 12.50 | 0.4921 | 205 | 310 | 1 | **A34512.5** |
| **1/2** | 12.70 | 0.5000 | 205 | 310 | 1 | **A3451/2** |
| | 13.00 | 0.5118 | 205 | 310 | 1 | **A34513.0** |
| **17/32** | 13.49 | 0.5311 | 220 | 325 | 1 | **A34517/32** |
| | 13.50 | 0.5314 | 220 | 325 | 1 | **A34513.5** |
| | 14.00 | 0.5511 | 220 | 325 | 1 | **A34514.0** |
| **9/16** | 14.29 | 0.5625 | 220 | 340 | 2 | **A3459/16** |
| **37/64** | 14.68 | 0.5779 | 220 | 340 | 2 | **A34537/64** |
| | 15.00 | 0.5905 | 220 | 340 | 2 | **A34515.0** |
| **39/64** | 15.48 | 0.6094 | 230 | 355 | 2 | **A34539/64** |
| | 15.50 | 0.6102 | 230 | 355 | 2 | **A34515.5** |
| **5/8** | 15.88 | 0.6251 | 230 | 355 | 2 | **A3455/8** |
| | 16.00 | 0.6299 | 230 | 355 | 2 | **A34516.0** |
| **41/64** | 16.27 | 0.6405 | 230 | 355 | 2 | **A34541/64** |
| | 16.50 | 0.6496 | 230 | 355 | 2 | **A34516.5** |
| **21/32** | 16.67 | 0.6562 | 230 | 355 | 2 | **A34521/32** |
| | 17.00 | 0.6692 | 230 | 355 | 2 | **A34517.0** |
| **11/16** | 17.46 | 0.6874 | 245 | 370 | 2 | **A34511/16** |
| | 17.50 | 0.6889 | 245 | 370 | 2 | **A34517.5** |
| | 18.00 | 0.7086 | 245 | 370 | 2 | **A34518.0** |
| | 18.50 | 0.7283 | 245 | 370 | 2 | **A34518.5** |
| | 19.00 | 0.7480 | 245 | 370 | 2 | **A34519.0** |
| **3/4** | 19.05 | 0.7500 | 260 | 385 | 2 | **A3453/4** |
| | 19.50 | 0.7677 | 260 | 385 | 2 | **A34519.5** |
| | 20.00 | 0.7874 | 260 | 385 | 2 | **A34520.0** |

| $d_1$ Ø Inch | $d_1$ Ø mm | $d_1$ decimal Inch | $l_2$ mm | $l_1$ mm | MK | e-Code |
|---|---|---|---|---|---|---|
| | 20.50 | | 260 | 385 | 2 | **A34520.5** |
| | 21.00 | 0.8267 | 260 | 385 | 2 | **A34521.0** |
| | 21.50 | | 270 | 405 | 2 | **A34521.5** |
| | 22.00 | 0.8661 | 270 | 405 | 2 | **A34522.0** |
| **7/8** | 22.23 | 0.8751 | 270 | 405 | 2 | **A3457/8** |
| | 22.50 | | 270 | 405 | 3 | **A34522.5** |
| | 23.00 | 0.9055 | 270 | 405 | 3 | **A34523.0** |
| | 23.50 | | 270 | 425 | 3 | **A34523.5** |
| | 24.00 | 0.9448 | 290 | 440 | 3 | **A34524.0** |
| | 24.50 | | 290 | 440 | 3 | **A34524.5** |
| | 25.00 | 0.9842 | 290 | 440 | 3 | **A34525.0** |
| **1“** | 25.40 | 1.0000 | 290 | 440 | 3 | **A3451** |
| | 25.50 | | 290 | 440 | 3 | **A34525.5** |
| | 26.00 | 1.0236 | 290 | 440 | 3 | **A34526.0** |
| | 26.50 | | 290 | 440 | 3 | **A34526.5** |
| | 27.00 | 1.0629 | 305 | 460 | 3 | **A34527.0** |
| | 28.00 | 1.1023 | 305 | 460 | 3 | **A34528.0** |
| | 29.00 | | 305 | 460 | 3 | **A34529.0** |
| | 30.00 | 1.1811 | 305 | 460 | 3 | **A34530.0** |
| **1.1/4** | 31.75 | 1.2500 | 320 | 480 | 3 | **A3451.1/4** |
| | 31.00 | | 320 | 480 | 3 | **A34531.0** |
| | 32.00 | 1.2598 | 320 | 505 | 4 | **A34532.0** |
| | 33.00 | 1.2992 | 320 | 505 | 4 | **A34533.0** |
| | 34.00 | 1.3385 | 340 | 530 | 4 | **A34534.0** |
| | 35.00 | 1.3779 | 340 | 530 | 4 | **A34535.0** |
| | 36.00 | 1.4173 | 340 | 530 | 4 | **A34536.0** |
| | 37.00 | 1.4566 | 340 | 530 | 4 | **A34537.0** |
| | 38.00 | 1.4960 | 360 | 555 | 4 | **A34538.0** |
| **1.1/2** | 38.10 | 1.5000 | 360 | 555 | 4 | **A3451.1/2** |
| | 39.00 | 1.5354 | 360 | 555 | 4 | **A34539.0** |
| | 40.00 | 1.5748 | 360 | 555 | 4 | **A34540.0** |
| | 41.00 | 1.6141 | 360 | 555 | 4 | **A34541.0** |
| | 42.00 | 1.6535 | 360 | 555 | 4 | **A34542.0** |
| **1.3/4** | 44.45 | 1.7500 | 385 | 585 | 4 | **A3451.3/4** |
| | 45.00 | 1.7716 | 385 | 585 | 4 | **A34545.0** |
| | 48.00 | 1.8897 | 405 | 605 | 4 | **A34548.0** |
| | 50.00 | 1.9685 | 405 | 605 | 4 | **A34550.0** |

# A951

DORMER

- Extra Length Drill
- Spiralbohrer, extra lang
- Extra lange boren
- Foret queue cône morse - Extra long
- Broca serie extra larga
- Broca CM - Extra Longa

## A951




■ 1.1 1.2 1.3

● 1.4 1.5 1.6 2.1 2.2 2.3 3.1 3.2 3.3 3.4 4.1 4.2 4.3 5.1 5.2 5.3 6.1 6.2 6.3 6.4 7.1 7.2 7.3 7.4 8.1 8.2 8.3 9.1

| $d_1$ Ø$h_8$ mm | $d_1$ decimal Inch | $l_2$ mm | $l_1$ mm | MK | e-Code |
|---|---|---|---|---|---|
| **10.00** | 0.3937 | 205 | 310 | 1 | **A95110.0** |
| **11.00** | 0.4330 | 205 | 310 | 1 | **A95111.0** |
| **12.00** | 0.4724 | 205 | 310 | 1 | **A95112.0** |
| **12.50** | 0.4921 | 205 | 310 | 1 | **A95112.5** |
| **13.00** | 0.5118 | 205 | 310 | 1 | **A95113.0** |
| **13.50** | 0.5314 | 220 | 325 | 1 | **A95113.5** |
| **14.00** | 0.5511 | 220 | 325 | 1 | **A95114.0** |
| **14.50** | 0.5708 | 220 | 340 | 2 | **A95114.5** |
| **15.00** | 0.5905 | 220 | 340 | 2 | **A95115.0** |
| **15.50** | 0.6102 | 230 | 355 | 2 | **A95115.5** |
| **16.00** | 0.6299 | 230 | 355 | 2 | **A95116.0** |
| **16.50** | 0.6496 | 230 | 355 | 2 | **A95116.5** |
| **17.00** | 0.6692 | 230 | 355 | 2 | **A95117.0** |
| **17.50** | 0.6889 | 245 | 370 | 2 | **A95117.5** |
| **18.00** | 0.7086 | 245 | 370 | 2 | **A95118.0** |
| **18.50** | 0.7283 | 245 | 370 | 2 | **A95118.5** |

| $d_1$ Ø$h_8$ mm | $d_1$ decimal Inch | $l_2$ mm | $l_1$ mm | MK | e-Code |
|---|---|---|---|---|---|
| **19.00** | 0.7480 | 245 | 370 | 2 | **A95119.0** |
| **19.50** | 0.7677 | 260 | 385 | 2 | **A95119.5** |
| **20.00** | 0.7874 | 260 | 385 | 2 | **A95120.0** |
| **21.00** | 0.8267 | 260 | 385 | 2 | **A95121.0** |
| **22.00** | 0.8661 | 270 | 405 | 2 | **A95122.0** |
| **23.00** | 0.9055 | 270 | 405 | 2 | **A95123.0** |
| **24.00** | 0.9448 | 290 | 440 | 3 | **A95124.0** |
| **25.00** | 0.9842 | 290 | 440 | 3 | **A95125.0** |
| **26.00** | 1.0236 | 290 | 440 | 3 | **A95126.0** |
| **27.00** | 1.0629 | 305 | 460 | 3 | **A95127.0** |
| **28.00** | 1.1023 | 305 | 460 | 3 | **A95128.0** |
| **29.00** | 1.1417 | 305 | 460 | 3 | **A95129.0** |
| **30.00** | 1.1811 | 305 | 460 | 3 | **A95130.0** |

# A952

- Extra Length Drill
- Spiralbohrer, extra lang
- Extra lange boren
- Foret queue cône morse - Extra long
- Broca serie extra larga
- Broca CM - Extra Longa

## A952




■ 1.1 1.2 1.3

● 1.4 1.5 1.6 2.1 2.2 2.3 3.1 3.2 3.3 3.4 4.1 4.2 4.3 5.1 5.2 5.3 6.1 6.2 6.3 6.4 7.1 7.2 7.3 7.4 8.1 8.2 8.3 9.1

| $d_1$ Ø$h_8$ mm | $d_1$ decimal Inch | $l_2$ mm | $l_1$ mm | MK | e-Code |
|---|---|---|---|---|---|
| **8.00** | 0.3149 | 210 | 330 | 1 | **A9528.0** |
| **8.50** | 0.3346 | 210 | 330 | 1 | **A9528.5** |
| **9.00** | 0.3543 | 220 | 345 | 1 | **A9529.0** |
| **10.00** | 0.3937 | 235 | 360 | 1 | **A95210.0** |
| **10.50** | 0.4133 | 235 | 360 | 1 | **A95210.5** |
| **11.00** | 0.4330 | 250 | 375 | 1 | **A95211.0** |
| **11.50** | 0.4527 | 250 | 375 | 1 | **A95211.5** |
| **12.00** | 0.4724 | 260 | 395 | 1 | **A95212.0** |
| **12.50** | 0.4921 | 260 | 395 | 1 | **A95212.5** |
| **13.00** | 0.5118 | 260 | 395 | 1 | **A95213.0** |
| **13.50** | 0.5314 | 275 | 410 | 1 | **A95213.5** |
| **14.00** | 0.5511 | 275 | 410 | 1 | **A95214.0** |
| **14.50** | 0.5708 | 275 | 425 | 2 | **A95214.5** |
| **15.00** | 0.5905 | 275 | 425 | 2 | **A95215.0** |
| **15.50** | 0.6102 | 295 | 445 | 2 | **A95215.5** |
| **16.00** | 0.6299 | 295 | 445 | 2 | **A95216.0** |
| **16.50** | 0.6496 | 295 | 445 | 2 | **A95216.5** |
| **17.00** | 0.6692 | 295 | 445 | 2 | **A95217.0** |
| **17.50** | 0.6889 | 310 | 465 | 2 | **A95217.5** |
| **18.00** | 0.7086 | 310 | 465 | 2 | **A95218.0** |
| **18.50** | 0.7283 | 310 | 465 | 2 | **A95218.5** |
| **19.00** | 0.7480 | 310 | 465 | 2 | **A95219.0** |

| $d_1$ Ø$h_8$ mm | $d_1$ decimal Inch | $l_2$ mm | $l_1$ mm | MK | e-Code |
|---|---|---|---|---|---|
| **19.50** | 0.7677 | 325 | 490 | 2 | **A95219.5** |
| **20.00** | 0.7874 | 325 | 490 | 2 | **A95220.0** |
| **21.00** | 0.8267 | 325 | 490 | 2 | **A95221.0** |
| **22.00** | 0.8661 | 345 | 515 | 2 | **A95222.0** |
| **23.00** | 0.9055 | 345 | 515 | 2 | **A95223.0** |
| **24.00** | 0.9448 | 365 | 555 | 3 | **A95224.0** |
| **25.00** | 0.9842 | 365 | 555 | 3 | **A95225.0** |
| **26.00** | 1.0236 | 365 | 555 | 3 | **A95226.0** |
| **27.00** | 1.0629 | 385 | 580 | 3 | **A95227.0** |
| **28.00** | 1.1023 | 385 | 580 | 3 | **A95228.0** |
| **29.00** | 1.1417 | 385 | 580 | 3 | **A95229.0** |
| **30.00** | 1.1811 | 385 | 580 | 3 | **A95230.0** |
| **31.00** | 1.2204 | 410 | 610 | 3 | **A95231.0** |
| **32.00** | 1.2598 | 410 | 635 | 4 | **A95232.0** |
| **33.00** | 1.2992 | 410 | 635 | 4 | **A95233.0** |
| **34.00** | 1.3385 | 430 | 665 | 4 | **A95234.0** |
| **35.00** | 1.3779 | 430 | 665 | 4 | **A95235.0** |
| **38.00** | 1.4960 | 460 | 695 | 4 | **A95238.0** |
| **40.00** | 1.5748 | 460 | 695 | 4 | **A95240.0** |

# A414

- Step Drill
- Stufenbohrer
- Trapboor
- Foret étagé
- Broca escalonada
- Broca Escalonada

## A414




■ 1.1 1.2 1.3 1.4 2.1 3.1 3.2

● 1.5 1.6 2.2 2.3 3.3 3.4 4.1 4.2 4.3 5.1 5.2 5.3 6.1 6.2 6.3 6.4 7.1 7.2 7.3 7.4 8.1

| M | $d_1$ Ø mm | $d_1$ decimal Inch | $l_2$ mm | $l_1$ mm | $l_3$ mm | $d_2$ Ø mm | e-Code |
|---|---|---|---|---|---|---|---|
| **M3** | 2.50 | 0.0984 | 20 | 52 | 8.8 | 3.4 | **A414M3** |
| **M4** | 3.30 | 0.1299 | 24 | 58 | 11.4 | 4.5 | **A414M4** |
| **M5** | 4.20 | 0.1653 | 28 | 66 | 13.6 | 5.5 | **A414M5** |
| **M6** | 5.00 | 0.1968 | 31 | 70 | 16.5 | 6.6 | **A414M6** |

| M | $d_1$ Ø mm | $d_1$ decimal Inch | $l_2$ mm | $l_1$ mm | $l_3$ mm | $d_2$ Ø mm | e-Code |
|---|---|---|---|---|---|---|---|
| **M8** | 6.80 | 0.2677 | 40 | 84 | 21.0 | 9.0 | **A414M8** |
| **M10** | 8.50 | 0.3346 | 47 | 95 | 25.5 | 11.0 | **A414M10** |
| **M12** | 10.20 | 0.4015 | 54 | 107 | 30.0 | 13.5 | **A414M12** |

# A413

- Step Drill
- Foret étagé
- Stufenbohrer
- Broca escalonada
- Trapboor
- Broca Escalonada

## A413




■ 1.1 1.2 1.3 1.4 2.1 3.1 3.2

● 1.5 1.6 2.2 2.3 3.3 3.4 4.1 4.2 4.3 5.1 5.2 5.3 6.1 6.2 6.3 6.4 7.1 7.2 7.3 7.4 8.1

| M | $d_1$ Ø mm | $d_1$ decimal Inch | $l_2$ mm | $l_1$ mm | $l_3$ mm | $d_2$ Ø mm | e-Code |
|---|---|---|---|---|---|---|---|
| **M3** | 3.40 | 0.1338 | 28 | 66 | 9 | 6.0 | **A413M3** |
| **M4** | 4.50 | 0.1771 | 37 | 79 | 11 | 8.0 | **A413M4** |
| **M5** | 5.50 | 0.2165 | 43 | 89 | 13 | 10.0 | **A413M5** |
| **M6** | 6.60 | 0.2598 | 47 | 95 | 15 | 11.0 | **A413M6** |

| M | $d_1$ Ø mm | $d_1$ decimal Inch | $l_2$ mm | $l_1$ mm | $l_3$ mm | $d_2$ Ø mm | e-Code |
|---|---|---|---|---|---|---|---|
| **M8** | 9.00 | 0.3543 | 56 | 111 | 19 | 15.0 | **A413M8** |
| **M10** | 11.00 | 0.4330 | 62 | 123 | 23 | 18.0 | **A413M10** |

# A412

- Step Drill
- Foret étagé
- Stufenbohrer
- Broca escalonada
- Trapboor
- Broca Escalonada

## A412




■ 1.1 1.2 1.3 1.4 2.1 3.1 3.2

● 1.5 1.6 2.2 2.3 3.3 3.4 4.1 4.2 4.3 5.1 5.2 5.3 6.1 6.2 6.3 6.4 7.1 7.2 7.3 7.4 8.1

| M | $d_1$ Ø mm | $d_1$ decimal Inch | $l_2$ mm | $l_1$ mm | $l_3$ mm | $d_2$ Ø mm | e-Code |
|---|---|---|---|---|---|---|---|
| **M3** | 3.40 | 0.1338 | 31 | 70 | 9 | 6.6 | **A412M3** |
| **M4** | 4.50 | 0.1771 | 40 | 84 | 11 | 9.0 | **A412M4** |
| **M5** | 5.50 | 0.2165 | 47 | 95 | 13 | 11.0 | **A412M5** |
| **M6** | 6.60 | 0.2598 | 51 | 102 | 15 | 13.0 | **A412M6** |

| M | $d_1$ Ø mm | $d_1$ decimal Inch | $l_2$ mm | $l_1$ mm | $l_3$ mm | $d_2$ Ø mm | e-Code |
|---|---|---|---|---|---|---|---|
| **M8** | 9.00 | 0.3543 | 62 | 123 | 19 | 17.2 | **A412M8** |
| **M10** | 11.00 | 0.4330 | 70 | 141 | 23 | 21.5 | **A412M10** |

# A401

- Subland Drill
- Mehrfasen-Stufenbohrer, zylinderschaft
- Meerfasenboor
- Foret étagé
- Broca Bidiametral
- Broca Escalonada

## A401

Tang to DIN 1809 / mit Mitnehmer DIN 1809 / met lip DIN 1809 / Tenon selon la DIN 1809 / Lengüeta según DIN 1809 / Lingueta DIN 1809

■ 1.1 1.2 1.3 1.4 3.1 3.2

● 1.5 1.6 2.1 2.2 2.3 3.3 3.4 4.1 4.2 4.3 5.1 5.2 5.3 6.1 6.2 6.3 6.4 7.1 7.2 7.3 7.4 8.1

| M | $d_1$ Ø mm | $d_1$ decimal Inch | $l_2$ mm | $l_1$ mm | $l_3$ mm | $d_2$ Ø mm | e-Code |
|---|---|---|---|---|---|---|---|
| **M3** | 2.50 | 0.0984 | 39 | 70 | 8.8 | 3.4 | **A401M3** |
| **M4** | 3.30 | 0.1299 | 47 | 80 | 11.4 | 4.5 | **A401M4** |
| **M5** | 4.20 | 0.1653 | 57 | 93 | 13.6 | 5.5 | **A401M5** |
| **M6** | 5.00 | 0.1968 | 63 | 101 | 16.5 | 6.6 | **A401M6** |

| M | $d_1$ Ø mm | $d_1$ decimal Inch | $l_2$ mm | $l_1$ mm | $l_3$ mm | $d_2$ Ø mm | e-Code |
|---|---|---|---|---|---|---|---|
| **M8** | 6.80 | 0.2677 | 81 | 125 | 21.0 | 9.0 | **A401M8** |
| **M10** | 8.50 | 0.3346 | 94 | 142 | 25.5 | 11.0 | **A401M10** |
| **M12** | 10.20 | 0.4015 | 108 | 160 | 30.0 | 13.5 | **A401M12** |

# A400

- Subland Drill
- Mehrfasen-Stufenbohrer, zylinderschaft
- Meerfasenboor
- Foret étagé
- Broca Bidiametral
- Broca Escalonada



## A400

■ 1.1 1.2 1.3 1.4 3.1 3.2

● 1.5 1.6 2.1 2.2 2.3 3.3 3.4 4.1 4.2 4.3 5.1 5.2 5.3 6.1 6.2 6.3 6.4 7.1 7.2 7.3 7.4 8.1

| M | $d_1$ Ø mm | $d_1$ decimal Inch | $l_2$ mm | $l_1$ mm | $l_3$ mm | $d_2$ Ø mm | e-Code |
|---|---|---|---|---|---|---|---|
| **M3** | 3.20 | 0.1259 | 57 | 93 | 9 | 6.0 | **A400M3** |
| **M4** | 4.30 | 0.1692 | 75 | 117 | 11 | 8.0 | **A400M4** |
| **M5** | 5.30 | 0.2086 | 87 | 133 | 13 | 10.0 | **A400M5** |
| **M6** | 6.40 | 0.2519 | 94 | 142 | 15 | 11.5 | **A400M6** |

| M | $d_1$ Ø mm | $d_1$ decimal Inch | $l_2$ mm | $l_1$ mm | $l_3$ mm | $d_2$ Ø mm | e-Code |
|---|---|---|---|---|---|---|---|
| **M8** | 8.40 | 0.3307 | 114 | 169 | 19 | 15.0 | **A400M8** |
| **M10** | 10.50 | 0.4133 | 135 | 198 | 23 | 19.0 | **A400M10** |

# A402

- Subland Drill
- Mehrfasen-Stufenbohrer, zylinderschaft
- Meerfasenboor
- Foret étagé
- Broca Bidiametral
- Broca Escalonada




## A402

Tang to DIN 1809 / mit Mitnehmer DIN 1809 / met lip DIN 1809 / Tenon selon la DIN 1809 / Lengüeta según DIN 1809 / Lingueta DIN 1809

■ 1.1 1.2 1.3 1.4 3.1 3.2

● 1.5 1.6 2.1 2.2 2.3 3.3 3.4 4.1 4.2 4.3 5.1 5.2 5.3 6.1 6.2 6.3 6.4 7.1 7.2 7.3 7.4 8.1

| M | $d_1$ Ø mm | $d_1$ decimal Inch | $l_2$ mm | $l_1$ mm | $l_3$ mm | $d_2$ Ø mm | e-Code |
|---|---|---|---|---|---|---|---|
| **M3** | 3.40 | 0.1338 | 57 | 93 | 9 | 6 | **A402M3** |
| **M4** | 4.50 | 0.1771 | 75 | 117 | 11 | 8 | **A402M4** |
| **M5** | 5.50 | 0.2165 | 87 | 133 | 13 | 10 | **A402M5** |
| **M6** | 6.60 | 0.2598 | 94 | 142 | 15 | 11 | **A402M6** |

| M | $d_1$ Ø mm | $d_1$ decimal Inch | $l_2$ mm | $l_1$ mm | $l_3$ mm | $d_2$ Ø mm | e-Code |
|---|---|---|---|---|---|---|---|
| **M8** | 9.00 | 0.3543 | 114 | 169 | 19 | 15 | **A402M8** |
| **M10** | 11.00 | 0.4330 | 130 | 191 | 23 | 18 | **A402M10** |

# A405

- Subland Drill
- Mehrfasen-Stufenbohrer, MK
- Meerfasenboor
- Foret étagé
- Broca Bidiametral
- Broca Escalonada



## A405

■ 1.1 1.2 1.3 1.4 3.1 3.2

● 1.5 1.6 2.1 2.2 2.3 3.3 3.4 4.1 4.2 4.3 5.1 5.2 5.3 6.1 6.2 6.3 6.4 7.1 7.2 7.3 7.4 8.1

| M | $d_1$ Ø mm | $d_1$ decimal Inch | $l_2$ mm | $l_1$ mm | $l_3$ mm | $d_2$ Ø mm | MK | e-Code |
|---|---|---|---|---|---|---|---|---|
| **M5** | 5.50 | 0.2165 | 87 | 168 | 13 | 10 | 1 | **A405M5** |
| **M6** | 6.60 | 0.2598 | 94 | 175 | 15 | 11 | 1 | **A405M6** |
| **M8** | 9.00 | 0.3543 | 114 | 212 | 19 | 15 | 2 | **A405M8** |
| **M10** | 11.00 | 0.4330 | 130 | 228 | 23 | 18 | 2 | **A405M10** |
| **M12** | 13.50 | 0.5314 | 140 | 238 | 27 | 20 | 2 | **A405M12** |
| **M14** | 15.50 | 0.6102 | 160 | 281 | 31 | 24 | 3 | **A405M14** |

| M | $d_1$ Ø mm | $d_1$ decimal Inch | $l_2$ mm | $l_1$ mm | $l_3$ mm | $d_2$ Ø mm | MK | e-Code |
|---|---|---|---|---|---|---|---|---|
| **M16** | 17.50 | 0.6889 | 165 | 286 | 35 | 26 | 3 | **A405M16** |
| **M18** | 20.00 | 0.7874 | 175 | 296 | 39 | 30 | 3 | **A405M18** |
| **M20** | 22.00 | 0.8661 | 185 | 334 | 43 | 33 | 4 | **A405M20** |

# A200

- Centre Drill
- Foret à centrer
- Zentrierbohrer
- Brocas de Centrar
- Centerboren
- Broca de Centrar

## A200

■ 1.1 1.2 1.3 1.4 3.1 3.2

● 1.5 1.6 2.1 2.2 2.3 3.3 3.4 4.1 4.2 4.3 5.1 5.2 5.3 6.1 6.2 6.3 6.4 7.1 7.2 7.3 7.4 8.1 8.2 8.3 9.1

| $d_1$ Ø mm | $d_1$ decimal Inch | $d_2$ Ø mm | $l_2$ max/min mm | $l_1$ mm | e-Code | |
|---|---|---|---|---|---|---|
| **0.50** | 0.0196 | 3.15 | 1.0 - 0.8 | 25.0 | **A200.5X3.15** | 4) |
| **0.80** | 0.0314 | 3.15 | 1.5 - 1.1 | 25.0 | **A200.8X3.15** | 4) |
| **1.00** | 0.0393 | 3.15 | 1.9 - 1.3 | 31.5 | **A2001.0X3.15** | |
| **1.25** | 0.0492 | 3.15 | 2.2 - 1.6 | 31.5 | **A2001.25X3.15** | |
| **1.60** | 0.0629 | 4.00 | 2.8 - 2.0 | 35.5 | **A2001.6X4.0** | |
| **2.00** | 0.0787 | 5.00 | 3.3 - 2.5 | 40.0 | **A2002.0X5.0** | |
| **2.50** | 0.0984 | 6.30 | 4.1 - 3.1 | 45.0 | **A2002.5X6.3** | |
| **3.15** | 0.1240 | 8.00 | 4.9 - 3.9 | 50.0 | **A2003.15X8.0** | |

| $d_1$ Ø mm | $d_1$ decimal Inch | $d_2$ Ø mm | $l_2$ max/min mm | $l_1$ mm | e-Code |
|---|---|---|---|---|---|
| **4.00** | 0.1574 | 10.00 | 6.2 - 5.0 | 56.0 | **A2004.0X10.0** |
| **5.00** | 0.1968 | 12.50 | 7.5 - 6.3 | 63.0 | **A2005.0X12.5** |
| **6.30** | 0.2480 | 16.00 | 9.2 - 8.0 | 71.0 | **A2006.3X16.0** |
| **8.00** | 0.3149 | 20.00 | 11.5 - 10.1 | 80.0 | **A2008.0X20.0** |
| **10.00** | 0.3937 | 25.00 | 14.2 - 12.8 | 100.0 | **A20010.0X25.0** |
| **12.50** | 0.4921 | 31.50 | 19.0 - 16.5 | 125.0 | **A20012.5X31.5** |

4) Single Ended Only / nur einseitig / Enkelzijdig / Une pointe seulement / Afilada sólo por una punta / Afiada num só lado

# A201

- Centre Drill
- Foret à centrer
- Zentrierbohrer
- Brocas de Centrar
- Centerboren
- Broca de Centrar

## A201

■ 1.1 1.2 1.3 1.4 3.1 3.2

● 1.5 1.6 2.1 2.2 2.3 3.3 3.4 4.1 4.2 4.3 5.1 5.2 5.3 6.1 6.2 6.3 6.4 7.1 7.2 7.3 7.4 8.1 8.2 8.3 9.1

| $d_1$ Ø mm | $d_1$ decimal Inch | $d_2$ Ø mm | $l_2$ max/min mm | $l_1$ mm | e-Code |
|---|---|---|---|---|---|
| **0.63** | 0.0248 | 3.15 | 1.2 - 0.9 | 20.0 | **A201.63X3.15** |
| **0.75** | 0.0295 | 3.50 | 1.3 - 1.0 | 35.0 | **A201.75X3.5** |
| **1.00** | 0.0393 | 4.00 | 2.1 - 1.5 | 31.5 | **A2011.0X4.0** |
| **1.50** | 0.0590 | 5.00 | 2.8 - 2.0 | 40.0 | **A2011.5X5.0** |
| **1.60** | 0.0629 | 5.00 | 2.4 - 2.0 | 40.0 | **A2011.6X5.0** |
| **2.00** | 0.0787 | 6.00 | 4.0 - 3.0 | 45.0 | **A2012.0X6.0** |
| **2.00** | 0.0787 | 6.30 | 2.9 - 2.5 | 45.0 | **A2012.0X6.3** |
| **2.50** | 0.0984 | 8.00 | 4.5 - 3.5 | 50.0 | **A2012.5X8.0** |

| $d_1$ Ø mm | $d_1$ decimal Inch | $d_2$ Ø mm | $l_2$ max/min mm | $l_1$ mm | e-Code |
|---|---|---|---|---|---|
| **3.00** | 0.1181 | 8.00 | 4.4 - 3.9 | 50.0 | **A2013.0X8.0** |
| **3.00** | 0.1181 | 10.00 | 5.0 - 4.0 | 56.0 | **A2013.0X10.0** |
| **3.15** | 0.1240 | 10.00 | 4.4 - 3.9 | 56.0 | **A2013.15X10.0** |
| **4.00** | 0.1574 | 12.00 | 6.2 - 5.0 | 66.0 | **A2014.0X12.0** |
| **5.00** | 0.1968 | 14.00 | 7.7 - 6.5 | 78.0 | **A2015.0X14.0** |
| **6.00** | 0.2362 | 18.00 | 9.2 - 8.0 | 90.0 | **A2016.0X18.0** |

# A204

- Centre Drill
- Foret à centrer
- Zentrierbohrer
- Brocas de Centrar
- Centerboren
- Broca de Centrar

## A204

Protected Form / mit Schutzsenkung / Beschermd centergat / Chanfrein de protection / Forma protegida / Forma Protegida

■ 1.1 1.2 1.3 1.4 3.1 3.2

● 1.5 1.6 2.1 2.2 2.3 3.3 3.4 4.1 4.2 4.3 5.1 5.2 5.3 6.1 6.2 6.3 6.4 7.1 7.2 7.3 7.4 8.1 8.2 8.3 9.1

| $d_1$ Ø mm | $d_1$ decimal Inch | $d_2$ Ø mm | $d_3$ Ø mm | $l_2$ max/min mm | $l_1$ mm | e-Code |
|---|---|---|---|---|---|---|
| **1.00** | 0.0393 | 4.00 | 2.12 | 1.9 - 1.3 | 35.5 | **A2041.0X4.0** |
| **1.60** | 0.0629 | 6.30 | 3.35 | 2.8 - 2.0 | 45.0 | **A2041.6X6.3** |
| **2.00** | 0.0787 | 8.00 | 4.25 | 3.3 - 2.5 | 50.0 | **A2042.0X8.0** |
| **2.50** | 0.0984 | 10.00 | 5.3 | 4.1 - 3.1 | 56.0 | **A2042.5X10.0** |
| **3.15** | 0.1240 | 11.20 | 6.7 | 4.9 - 3.9 | 60.0 | **A2043.15X11.2** |
| **4.00** | 0.1574 | 14.00 | 8.5 | 6.2 - 5.0 | 67.0 | **A2044.0X14.0** |
| **5.00** | 0.1968 | 18.00 | 10.6 | 7.5 - 6.3 | 75.0 | **A2045.0X18.0** |
| **6.30** | 0.2480 | 20.00 | 13.2 | 9.2 - 8.0 | 80.0 | **A2046.3X20.0** |
| **10.00** | 0.3937 | 31.50 | 21.2 | 14.2 - 12.8 | 125.0 | **A20410.0X31.5** |

# A210

- Centre Drill
- Foret à centrer
- Zentrierbohrer
- Brocas de Centrar
- Centerboren
- Broca de Centrar

## A210

Radius Form / mit Radius / Radius uitvoering / Chanfrein à rayon / Radio protegido / Forma de Raio

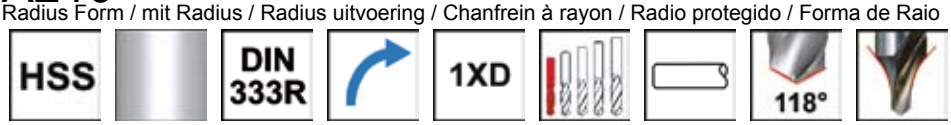


■ 1.1 1.2 1.3 1.4 3.1 3.2

● 1.5 1.6 2.1 2.2 2.3 3.3 3.4 4.1 4.2 4.3 5.1 5.2 5.3 6.1 6.2 6.3 6.4 7.1 7.2 7.3 7.4 8.1 8.2 8.3 9.1

| $d_1$ Ø mm | $d_1$ decimal Inch | $d_2$ Ø mm | $l_2$ mm | $l_1$ mm | r max/min | e-Code | |
|---|---|---|---|---|---|---|---|
| **0.50** | 0.0196 | 3.15 | 3.12 | 1.60 - 1.25 | 25.0 | **A210.5X3.15** | 4) |
| **0.80** | 0.0314 | 3.15 | 2.65 | 2.50 - 2.00 | 25.0 | **A210.8X3.15** | 4) |
| **1.00** | 0.0393 | 3.15 | 3.00 | 3.15 - 2.50 | 31.5 | **A2101.0X3.15** | |
| **1.25** | 0.0492 | 3.15 | 3.35 | 4.00 - 3.15 | 31.5 | **A2101.25X3.15** | |
| **1.60** | 0.0629 | 4.00 | 4.25 | 5.00 - 4.00 | 35.5 | **A2101.6X4.0** | |
| **2.00** | 0.0787 | 5.00 | 5.30 | 6.30 - 5.00 | 40.0 | **A2102.0X5.0** | |
| **2.50** | 0.0984 | 6.30 | 6.70 | 8.00 - 6.30 | 45.0 | **A2102.5X6.3** | |
| **3.15** | 0.124 | 8.00 | 8.50 | 10.0 - 8.00 | 50.0 | **A2103.15X8.0** | |
| **4.00** | 0.1574 | 10.00 | 10.6 | 12.5 - 10.0 | 56.0 | **A2104.0X10.0** | |
| **5.00** | 0.1968 | 12.50 | 13.2 | 16.0 - 12.5 | 63.0 | **A2105.0X12.5** | |
| **6.30** | 0.248 | 16.00 | 17.0 | 20.0 - 16.0 | 71.0 | **A2106.3X16.0** | |
| **8.00** | 0.3149 | 20.00 | 21.2 | 25.0 - 20.0 | 80.0 | **A2108.0X20.0** | |
| **10.00** | 0.3937 | 25.00 | 26.5 | 31.5 - 25.0 | 100.0 | **A21010.0X25.0** | |
| **12.50** | 0.4921 | 31.50 | 33.5 | 40.0 - 31.5 | 125.0 | **A21012.5X31.5** | |

4) Single Ended Only / nur einseitig / Enkelzijdig / Une pointe seulement / Afilada sólo por una punta / Afiada num só lado

# A225

- Centre Drill
- Foret à centrer
- Zentrierbohrer
- Brocas de Centrar
- Centerboren
- Broca de Centrar

## A225

■ 1.1 1.2 1.3 1.4 3.1 3.2

● 1.5 1.6 2.1 2.2 2.3 3.3 3.4 4.1 4.2 4.3 5.1 5.2 5.3 6.1 6.2 6.3 6.4 7.1 7.2 7.3 7.4 8.1 8.2 8.3 9.1

| Nr. | $d_1$ Ø Inch | $d_1$ decimal Inch | $d_2$ Ø Inch | $l_2$ max/min Inch | $l_1$ Inch | e-Code |
|---|---|---|---|---|---|---|
| **BS1** | 3/64 | 0.0468 | 1/8 | 5/64 - 1/16 | 1.1/2 | **A225BS1** |
| **BS2** | 1/16 | 0.0625 | 3/16 | 3/32 - 5/64 | 1.3/4 | **A225BS2** |
| **BS3** | 3/32 | 0.0937 | 1/4 | 5/32 - 1/8 | 2“ | **A225BS3** |
| **BS4** | 1/8 | 0.1250 | 5/16 | 3/16 - 5/32 | 2.1/4 | **A225BS4** |
| **BS5** | 3/16 | 0.1874 | 7/16 | 9/32 - 1/4 | 2.1/2 | **A225BS5** |
| **BS5A** | 7/32 | 0.2187 | 1/2 | 5/16 - 9/32 | 2.3/4 | **A225BS5A** |
| **BS6** | 1/4 | 0.2500 | 5/8 | 3/8 - 5/16 | 3“ | **A225BS6** |
| **BS7** | 5/16 | 0.3125 | 3/4 | 15/32 - 13/32 | 3.1/2 | **A225BS7** |

# A227

- Centre Drill
- Foret à centrer
- Zentrierbohrer
- Brocas de Centrar
- Centerboren
- Broca de Centrar

## A227

Bell Type Protected Form / Form B mit Schutzsenkung / Beschermd centergat, Type Bell / Chanfrein de protection en forme de cloche / Forma Tipo B protegida / Tipo Sino, Forma protegida

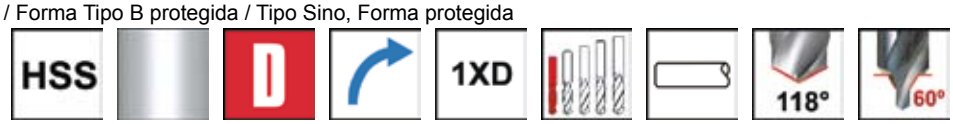


■ 1.1 1.2 1.3 1.4 3.1 3.2

● 1.5 1.6 2.1 2.2 2.3 3.3 3.4 4.1 4.2 4.3 5.1 5.2 5.3 6.1 6.2 6.3 6.4 7.1 7.2 7.3 7.4 8.1 8.2 8.3 9.1

| Nr. | $d_1$ Ø Inch | $d_1$ decimal Inch | $l_2$ max/min Inch | $l_1$ Inch | $d_2$ Ø Inch | $d_3$ Ø Inch | e-Code |
|---|---|---|---|---|---|---|---|
| **1** | 3/64 | 0.0468 | 5/64 - 1/16 | 1.1/2 | 1/8 | 0.0750 | **A227N1** |
| **2** | 1/16 | 0.0625 | 3/32 - 5/64 | 1.3/4 | 3/16 | 0.1120 | **A227N2** |
| **3** | 3/32 | 0.0937 | 5/32 - 1/8 | 2“ | 1/4 | 0.1500 | **A227N3** |
| **4** | 7/64 | 0.1093 | 3/16 - 5/32 | 2.1/4 | 5/16 | 0.1880 | **A227N4** |
| **4A** | 1/8 | 0.1250 | 3/16 - 5/32 | 2.1/2 | 3/8 | 0.2250 | **A227N4A** |
| **5** | 5/32 | 0.1562 | 1/4 - 7/32 | 2.1/2 | 7/16 | 0.2620 | **A227N5** |
| **5A** | 3/16 | 0.1874 | 9/32 - 1/4 | 2.3/4 | 1/2 | 0.3000 | **A227N5A** |
| **6** | 7/32 | 0.2187 | 11/32 - 9/32 | 3“ | 5/8 | 0.3750 | **A227N6** |
| **7** | 1/4 | 0.2500 | 13/32 - 11/32 | 3.1/2 | 3/4 | 0.4500 | **A227N7** |

# A260

- Centre Drill
- Foret à centrer
- Zentrierbohrer
- Brocas de Centrar
- Centerboren
- Broca de Centrar




## A260

■ 1.1 1.2 1.3 1.4 3.1 3.2

● 1.5 1.6 2.1 2.2 2.3 3.3 3.4 4.1 4.2 4.3 5.1 5.2 5.3 6.1 6.2 6.3 6.4 7.1 7.2 7.3 7.4 8.1 8.2 8.3 9.1

| $d_1$ Ø mm | $d_1$ decimal Inch | $d_2$ Ø mm | $l_2$ max/min mm | $l_1$ mm | e-Code |
|---|---|---|---|---|---|
| **2.00** | 0.0787 | 5.00 | 3.3 - 2.5 | 40.0 | **A2602.0X5.0** |
| **2.50** | 0.0984 | 6.30 | 4.1 - 3.1 | 45.0 | **A2602.5X6.3** |
| **3.15** | 0.1240 | 8.00 | 4.9 - 3.9 | 50.0 | **A2603.15X8.0** |
| **4.00** | 0.1574 | 10.00 | 6.2 - 5.0 | 56.0 | **A2604.0X10.0** |

| $d_1$ Ø mm | $d_1$ decimal Inch | $d_2$ Ø mm | $l_2$ max/min mm | $l_1$ mm | e-Code |
|---|---|---|---|---|---|
| **5.00** | 0.1968 | 12.50 | 7.5 - 6.3 | 63.0 | **A2605.0X12.5** |

# A205

- Centre Drill
- Foret à centrer
- Zentrierbohrer
- Brocas de Centrar
- Centerboren
- Broca de Centrar

## A205

■ 1.1 1.2 1.3 1.4 3.1 3.2

● 1.5 1.6 2.1 2.2 2.3 3.3 3.4 4.1 4.2 4.3 5.1 5.2 5.3 6.1 6.2 6.3 6.4 7.1 7.2 7.3 7.4 8.1 8.2 8.3 9.1

| $d_1$ Ø mm | $d_1$ decimal Inch | $d_2$ Ø mm | $l_2$ max/min mm | $l_1$ mm | e-Code |
|---|---|---|---|---|---|
| **1.00** | 0.0393 | 3.15 | 1.9 - 1.3 | 31.5 | **A2051.0X3.15** |
| **1.25** | 0.0492 | 3.15 | 2.2 - 1.6 | 31.5 | **A2051.25X3.15** |
| **1.60** | 0.0629 | 4.00 | 2.8 - 2.0 | 35.5 | **A2051.6X4.0** |
| **2.00** | 0.0787 | 5.00 | 3.3 - 2.5 | 40.0 | **A2052.0X5.0** |

| $d_1$ Ø mm | $d_1$ decimal Inch | $d_2$ Ø mm | $l_2$ max/min mm | $l_1$ mm | e-Code |
|---|---|---|---|---|---|
| **2.50** | 0.0984 | 6.30 | 4.1 - 3.1 | 45.0 | **A2052.5X6.3** |
| **3.15** | 0.1240 | 8.00 | 4.9 - 3.9 | 50.0 | **A2053.15X8.0** |
| **4.00** | 0.1574 | 10.00 | 6.2 - 5.0 | 56.0 | **A2054.0X10.0** |
| **5.00** | 0.1968 | 12.50 | 7.5 - 6.3 | 63.0 | **A2055.0X12.5** |

# A211

- Centre Drill
- Foret à centrer
- Zentrierbohrer
- Brocas de Centrar
- Centerboren
- Broca de Centrar

## A211

Radius Form / mit Radius / Radius uitvoering / Chanfrein à rayon / Radio protegido / Forma de Raio

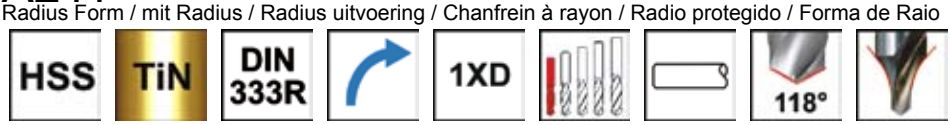


■ 1.1 1.2 1.3 1.4 3.1 3.2

● 1.5 1.6 2.1 2.2 2.3 3.3 3.4 4.1 4.2 4.3 5.1 5.2 5.3 6.1 6.2 6.3 6.4 7.1 7.2 7.3 7.4 8.1 8.2 8.3 9.1

| $d_1$ Ø mm | $d_1$ decimal Inch | $d_2$ Ø mm | $l_2$ mm | $l_1$ mm | r max/min | e-Code |
|---|---|---|---|---|---|---|
| **1.60** | 0.0629 | 4.00 | 4.25 | 35.5 | 5.00 - 4.00 | **A2111.6X4.0** |
| **2.00** | 0.0787 | 5.00 | 5.30 | 40.0 | 6.30 - 5.00 | **A2112.0X5.0** |
| **2.50** | 0.0984 | 6.30 | 6.70 | 45.0 | 8.00 - 6.30 | **A2112.5X6.3** |
| **3.15** | 0.124 | 8.00 | 8.50 | 50.0 | 10.0 - 8.00 | **A2113.15X8.0** |
| **4.00** | 0.1574 | 10.00 | 10.6 | 56.0 | 12.5 - 10.0 | **A2114.0X10.0** |
| **5.00** | 0.1968 | 12.50 | 13.2 | 63.0 | 16.0 - 12.0 | **A2115.0X12.5** |

# A202

- Centre Drill - Extra Length
- Zentrierbohrer, extra lang
- Extra lange centerboren
- Foret à centrer extra-longs
- Broca de centrar extra larga
- Broca de Ponto Extra Longa

## A202

■ 1.1 1.2 1.3 1.4 3.1 3.2

● 1.5 1.6 2.1 2.2 2.3 3.3 3.4 4.1 4.2 4.3 5.1 5.2 5.3 6.1 6.2 6.3 6.4 7.1 7.2 7.3 7.4 8.1 8.2 8.3 9.1

| $d_1$ Ø mm | $d_1$ decimal Inch | $d_2$ Ø mm | $l_2$ mm | $l_1$ mm | e-Code |
|---|---|---|---|---|---|
| **0.75** | 0.0295 | 3.50 | 1.10 | 60.0 | **A202.75X3.5** |
| **1.00** | 0.0393 | 4.00 | 1.45 | 60.0 | **A2021.0X4.0** |
| **1.50** | 0.0590 | 5.00 | 2.20 | 60.0 | **A2021.5X5.0** |
| **2.00** | 0.0787 | 6.00 | 2.70 | 80.0 | **A2022.0X6.0** |
| **2.50** | 0.0984 | 8.00 | 3.35 | 80.0 | **A2022.5X8.0** |
| **3.00** | 0.1181 | 8.00 | 4.15 | 80.0 | **A2023.0X8.0** |

| $d_1$ Ø mm | $d_1$ decimal Inch | $d_2$ Ø mm | $l_2$ mm | $l_1$ mm | e-Code |
|---|---|---|---|---|---|
| **3.00** | 0.1181 | 10.00 | 4.15 | 100.0 | **A2023.0X10.0** |
| **4.00** | 0.1574 | 10.00 | 5.30 | 100.0 | **A2024.0X10.0** |
| **4.00** | 0.1574 | 12.00 | 5.30 | 100.0 | **A2024.0X12.0** |

# A189

- Stub Drill Set
- Spiralbohrer, Satz
- Spiraalboren in set
- Stub Drill Set
- Juego de Brocas, serie corta
- Jogo de Brocas Curtas

## A189

118º point up to 2,9mm. A=Types in Set B=No. in Set, C=Diameters in Set / Kegelmantelanschliff 118° bis 2,9mmØ, A = Typen in Satz, B=Bohreranzahl C=Durchmesser im Satz / 118º punt tot 2,9mm. A = Typen in set, B=No. boren in Set, C=Diameters in Set / Pointe à 118° jusqu'au Ø 2,9 mm. A = Types de coffrets, B=Nombre de forets dans le coffret, C=Diamètres dans le coffret / punta de 118º hasta 2,9mm. A = Tipos en el juego, B=No. Brocas en el Juego C=Diametros en el Juego / Ângulo da Ponta 118º até 2.9mm, A = Tipos no Jogo, B=Quant. de brocas por Jogo, C=Diâmetros por Jogo




| Nr. | A | B | C | e-Code |
|---|---|---|---|---|
| **200S** | A120 | 24 | 1.0 mm - 10.5 mm x 0.5 mm + 3.3 - 4.2 - 6.8 - 10.2 mm | **A189200S** |

# A088

- Stub Drill Set
- Spiralbohrer, Satz
- Spiraaloren in set
- Stub Drill Set
- Juego de Brocas, serie corta
- Jogo de Brocas Curtas

## A088

A=Types in Set, B=No. in Set, C=Diameters in Set / A = Typen in Satz, B=Bohreranzahl, C=Durchmesser im Satz / A = Typen in set, B=No. boren in Set, C=Diameters in Set / A = Types de coffrets, B=Nombre de forets dans le coffret, C=Diamètres dans le coffret / A = Tipos en el juego, B=No. Brocas en el Juego, C=Diámetros en el Juego / A = Tipos no Jogo, B=No. brocas/jogo, C=Diâmetros por Jogo




| Nr. | A | B | C | e-Code |
|---|---|---|---|---|
| **200S** | A022 | 24 | 1.0 mm - 10.5 mm x 0.5 mm + 3.3 - 4.2 - 6.8 - 10.2 mm | **A088200S** |

# A190

- Jobber Drill Set
- Spiralbohrer, Satz
- Spiraaloren in set
- Coffret de forets courts
- Juego de Brocas, serie corta
- Jogo de Brocas Curtas

## A190

A=Types in Set, B=No. in Set, C=Diameters in Set / A = Typen in Satz, B=Bohreranzahl, C=Durchmesser im Satz / A = Typen in set, B=No. boren in Set, C=Diameters in Set / A = Types de coffrets, B=Nombre de forets dans le coffret, C=Diamètres dans le coffret / A = Tipos en el juego, B=No. Brocas en el Juego, C=Diámetros en el Juego / A = Tipos no Jogo, B=No. brocas/jogo, C=Diâmetros por Jogo

| Nr. | A | B | C | e-Code |
|---|---|---|---|---|
| **3** | A100 | 21 | 1/16 - 3/8 x 1/64 | **A1903** |
| **12** | A100 | 60 | Nr.1 - Nr.60 | **A19012** |
| **14** | A100 | 26 | A - Z | **A19014** |
| **18** | A100 | 29 | 1/16 - 1/2 x 1/64 | **A19018** |
| **20** | A100 | 15 | 1/16 - 1/2 x 1/32 | **A19020** |
| **200** | A100 | 24 | 1.0 mm - 10.5 mm x 0.5 mm + 3.3 - 4.2 - 6.8 - 10.2 mm | **A190200** |
| **201** | A100 | 19 | 1.0 mm - 10.0 mm x 0.5 mm | **A190201** |
| **202** | A100 | 51 | 1.0 mm - 6.0 mm x 0.1 mm | **A190202** |
| **203** | A100 | 41 | 6.0 mm - 10.0 mm x 0.1 mm | **A190203** |
| **204** | A100 | 25 | 1.0 mm - 13.0 mm x 0.5 mm | **A190204** |
| **206** | A100 | 29 | 1.0 mm - 13.0 mm x 0.5 mm + 3.3 - 4.2 - 6.8 - 10.2 mm | **A190206** |
| **209** | A100 | 91 | 1.0 mm - 10.0 mm x 0.1 mm | **A190209** |

# A191

- Jobber Drill Set
- Coffret de forets courts
- Spiralbohrer, Satz
- Juego de Brocas, serie corta
- Spiraaloren in set
- Jogo de Brocas Curtas

## A191

Bright below 1.0mm, 3/64”, N60. A=Types in Set B=No. in Set, C=Diameters in Set / Blank bis 1mmØ, A = Typen in Satz, B=Bohreranzahl C=Durchmesser im Satz / Blank beneden 1,0mm, 3/64”, N60. A = Typen in set, B=No. boren in Set, C=Diameters in Set / Brillant au dessous de 1,0 mm, 6/64, N60. A = Types de coffrets, B=Nombre de forets dans le coffret, C=Diamètres dans le coffret / Brillante por debajo de 1,0mm,3/64”, N60.A = Tipos en el juego, B=No.Brocas en el Juego, C=Diámetros en el Juego / Brilhante Abaixo de 1.0mm, 3/64”, Nr 60. B=Qtd. de brocas por Jogo, C=Diâmetros por Jogo

| Nr. | A | B | C | e-Code |
|---|---|---|---|---|
| **31M** | A100 | 20 | 0.3 mm - 1.0 mm x 0.05 mm + 0.38 - 0.52 - 0.58 - 0.78 - 0.82 mm | **A19131M** |
| **61-80** | A100 | 20 | N61 - N80 | **A19161-80** |
| **413** | A100 | 13 | 1.5 mm - 6.5 mm x 0.5 mm + 3.3 - 4.2 mm | **A191413** |
| **419** | A100 | 19 | 1.0 mm - 10.0 mm x 0.5 mm | **A191419** |

# A199

- Counter Dispenser
- Spiralbohrersatz in Kassette
- Toonbankdispencer
- Présentoir
- Exhibidor de Brocas
- Jogo de Brocas Curtas

## A199

A=Types in Set, B=No. in Set, C=Diameters in Set / A = Typen in Satz, B=Bohreranzahl, C=Durchmesser im Satz / A = Typen in set, B=No. boren in Set, C=Diameters in Set / A = Types de coffrets, B=Nombre de forets dans le coffret, C=Diamètres dans le coffret / A = Tipos en el juego, B=No. Brocas en el Juego, C=Diámetros en el Juego / A = Tipos no Jogo, B=No. brocas/jogo, C=Diâmetros por Jogo

| Nr. | A | B | C | e-Code |
|---|---|---|---|---|
| **F1** | A100 | 380 | 5 x 13/32, 7/16, 15/32, 1/2<br>10 x 5/64, 7/64, 9/64, 11/64, 13/64, 15/64, 17/64, 9/32, 19/64, 5/16, 21/64, 11/32, 23/64, 3/8<br>20 x 1/16, 7/32, 1/4<br>30 x 3/32<br>40 x 5/32, 3/16<br>50 x 1/8 | **A199F1** |
| **M1** | A100 | 340 | 5 x 10.5mm, 11mm, 11.5mm, 12mm, 12.5mm, 13mm<br>10 x 1.5mm, 2.5mm, 3.5mm, 4.5mm, 5.5mm 6.5mm, 7mm, 7.5mm, 8mm, 8.5mm, 9mm, 9.5mm, 10mm<br>20 x 1mm, 5mm, 6mm<br>30 x 2mm: 40 x 4mm<br>50 x 3mm. | **A199M1** |

# A095

- Jobber Drill Set
- Coffret de forets courts
- Spiralbohrer, Satz
- Juego de Brocas, serie corta
- Spiraalboren in set
- Jogo de Brocas Curtas

## A095

1.0mm - 2.9mm (inclusive) 118º 4 Facet Point. A=Types in Set B=No. in Set. C=Diameters in Set / 1.0mm - 2.9mm 118º 4 -Flächenanschliff. A = Typen in Satz, B=Bohreranzahl C=Durchmesser im Satz / 1.0mm - 2.9mm (inclusief) 118º 4-Vlaks punt. A = Typen in set, B=No. boren in Set. C=Diameters in Set / Pointe à 118° à 4 facettes du Ø 1.0 mm à 2.9 mm inclus A = Types de coffrets, B=nombre de forets dans le coffret C=Diamètres dans le coffret / 1.0mm-2.9mm (inclusive)118º Punta de 4 caras A = Tipos en el juego, B=No. Brocas en el Juego C=Diametros en el Juego / 1.0mm - 2.9mm (inclusive) Ponta 4 Faces - 118º. A = Tipos no Jogo, B=No. Brocas no Jogo, C=Diâmetros no Jogo

| Nr. | A | B | C | e-Code |
|---|---|---|---|---|
| **18** | A002 | 29 | 1/16 - 1/2 x 1/64 | **A09518** |
| **201** | A002 | 19 | 1.0 mm - 10.0 mm x 0.5 mm | **A095201** |
| **202** | A002 | 51 | 1.0 mm - 6.0 mm x 0.1 mm | **A095202** |
| **203** | A002 | 41 | 6.0 mm - 10.0 mm x 0.1 mm | **A095203** |
| **204** | A002 | 25 | 1.0 mm - 13.0 mm x 0.5 mm | **A095204** |
| **206** | A002 | 29 | 1.0 mm - 13.0 mm x 0.5 mm + 3.3 - 4.2 - 6.8 - 10.2 mm | **A095206** |
| **209** | A002 | 91 | 1.0 mm - 10.0 mm x 0.1 mm | **A095209** |

# A096

- Jobber Drill Set
- Coffret de forets courts
- Spiralbohrer, Satz
- Juego de Brocas, serie corta
- Spiraalboren in set
- Jogo de Brocas Curtas

## A096

118º point up to 2,9mm. A=Types in Set B=No. in Set, C=Diameters in Set / Kegelmantelanschliff 118° bis 2,9mmØ, A = Typen in Satz, B=Bohreranzahl C=Durchmesser im Satz / 118º punt tot 2,9mm. A = Typen in set, B=No. boren in Set, C=Diameters in Set / Pointe à 118° jusqu'au Ø 2,9 mm. A = Types de coffrets, B=Nombre de forets dans le coffret, C=Diamètres dans le coffret / punta de 118º hasta 2,9mm.A = Tipos en el juego, B=No. Brocas en el Juego C=Diametros en el Juego / Ângulo da Ponta 118º até 2.9mm, A = Tipos no Jogo, B=No. Brocas no Jogo, C=Diâmetros no Jogo

HSS | TiN | DIN 338 | 4xD | N | 118° | PS

| Nr. | A | B | C | e-Code |
|---|---|---|---|---|
| **419** | A002 | 19 | 1.0 mm - 10.0 mm x 0.5 mm | **A096419** |
| **413** | A002 | 13 | 1.5 mm - 6.5 mm x 0.5 mm + 3.3 - 4.2 mm | **A096413** |

# A099

- Counter Dispenser
- Spiralbohrersatz in Kassette
- Toonbankdispencer
- Présentoir
- Exhibidor de Brocas
- Jogo de Brocas Curtas

## A099

1.0mm - 2.9mm (inclusive) 118º 4 Facet Point. A=Types in Set B=No. in Set. C=Diameters in Set / 1.0mm - 2.9mm 118º 4 -Flächenanschliff. A = Typen in Satz, B=Bohreranzahl C=Durchmesser im Satz / 1.0mm - 2.9mm (inclusief) 118º 4-Vlaks punt. A = Typen in set, B=No. boren in Set. C=Diameters in Set / Pointe à 118° à 4 facettes du Ø 1.0 mm à 2.9 mm inclus A = Types de coffrets, B=nombre de forets dans le coffret C=Diamètres dans le coffret / 1.0mm-2.9mm (inclusive)118º Punta de 4 caras A = Tipos en el juego, B=No. Brocas en el Juego C=Diametros en el Juego / 1.0mm - 2.9mm (inclusive) Ponta 4 Faces - 118º. A = Tipos no Jogo, B=No. Brocas no Jogo, C=Diâmetros no Jogo

| Nr. | A | B | C | e-Code |
|---|---|---|---|---|
| **F1** | A002 | 380 | 5 x 13/32, 7/16, 15/32, 1/2)<br>10 x 5/64, 7/64, 9/64, 11/64, 13/64, 15/64, 17/64, 9/32, 19/64, 5/16, 21/64, 11/32, 23/64, 3/8<br>20 x 1/16, 7/32, 1/4<br>30 x 3/32<br>40 x 5/32, 3/16<br>50 x 1/8 | **A099F1** |
| **M1** | A002 | 340 | 5 x 10.5mm, 11mm, 11.5mm, 12mm, 12.5mm, 13mm<br>10 x 1.5mm, 2.5mm, 3.5mm, 4.5mm, 5.5mm 6.5mm, 7mm, 7.5mm, 8mm, 8.5mm, 9mm, 9.5mm, 10mm<br>20 x 1mm, 5mm, 6mm<br>30 x 2mm<br>40 x 4mm.<br>50 x 3mm. | **A099M1** |

# A295

- Jobber Drill Set
- Spiralbohrer, Satz
- Spiraalboren in set
- Coffret de forets courts
- Juego de Brocas, serie corta
- Jogo de Brocas Curtas

## A295

4 Facet Point up to 1.4mm. A=Types in Set B=No. in Set, C=Diameters in Set / 4Flächenanschliff bis 1,4mmØ, A = Typen in Satz, B=Bohreranzahl, C=Durchmesser im Satz / Viervlaks punt tot 1.4 mm A = Typen in set, B=No.boren in sets, C=diameters in sets / Pointe à 4 facettes jusqu'au Ø 1,4 mm. A = Types de coffrets, B=Nombre de forets dans le coffret, C=Diamètres dans le coffret / Punta de 4 caras hasta 1.4 mm. A = Tipos en el juego, B=No. Brocas en el Juego, C=Diámetros en el Juego / Ponta 4 Faces até 1.4mm. B=Quant. de brocas/Jogo, C=Diâmetros/Jogo

| Nr. | A | B | C | e-Code |
|---|---|---|---|---|
| **219** | A777 | 19 | 1.0 mm - 10.0 mm x 0.5 mm | **A295219** |
| **225** | A777 | 25 | 1.0 mm - 13.0 mm x 0.5 mm | **A295225** |

# A296

- Centre Drill
- Foret à centrer
- Zentrierbohrer
- Brocas de Centrar
- Centerboren
- Broca de Centrar

## A296

A=Types in Set, B=No. in Set, C=Diameters in Set / A = Typen in Satz, B=Bohreranzahl, C=Durchmesser im Satz / A = Typen in set, B=No. boren in Set, C=Diameters in Set / A = Types de coffrets, B=Nombre de forets dans le coffret, C=Diamètres dans le coffret / A = Tipos en el juego, B=No. Brocas en el Juego, C=Diámetros en el Juego / A = Tipos no Jogo, B=No. brocas/jogo, C=Diâmetros por Jogo

| Nr. | A | | | B | C | e-Code |
|---|---|---|---|---|---|---|
| **200** | A200 | DIN 333A | 118° | 5 | 1.0 mm - 4.0 mm | **A296200** |
| **225** | A225 | BS 328 | 120° | 5 | BS1 - BS5 | **A296225** |

**B**

| | |
|---|---|
| B400 | 194 |
| B411 | 198 |
| B441 | 196 |
| B442 | 199 |
| B451 | 197 |
| B452 | 200 |
| B460 | 189 |
| B461 | 191 |
| B462 | 193 |
| B463 | 188 |
| B464 | 190 |
| B465 | 192 |
| B481 | 195 |

**G**

| | |
|---|---|
| G400 | 201 |
| G405 | 202 |

185 - 256


**B**

| | |
|---|---|
| B100 | 210 |
| B101 | 229 |
| B121 | 231 |
| B156 | 222 |
| B157 | 226 |
| B161 | 228 |
| B162 | 230 |
| B170 | 223 |
| B180 | 219 |
| B181 | 221 |
| B191 | 220 |
| B301 | 215 |
| B334 | 212 |
| B335 | 213 |
| B341 | 211 |
| B500 | 218 |
| B901 | 225 |
| B903 | 216 |
| B951 | 214 |
| B952 | 217 |
| B953 | 227 |
| B954 | 232 |
| B955 | 233 |
| B956 | 234 |
| B957 | 235 |

G

| | |
|---|---|
| G125 | 253 |
| G126 | 254 |
| G127 | 255 |
| G129 | 241 |
| G131 | 237 |
| G132 | 248 |
| G135 | 236 |
| G136 | 244 |
| G137 | 238 |
| G138 | 249 |
| G139 | 246 |
| G142 | 243 |
| G149 | 242 |
| G154 | 239 |
| G155 | 240 |
| G170 | 250 |
| G171 | 250 |
| G236 | 246 |
| G237 | 247 |
| G314 | 252 |
| G335 | 236 |
| G336 | 245 |
| G338 | 249 |
| G349 | 242 |
| G560 | 245 |
| M138 | 251 |

DORMER

| | B463 | B460 | B464 | B461 | B465 | B462 | B400 | B481 | B441 | B451 | B411 | B442 | B452 | G400 | G405 |
|---|---|---|---|---|---|---|---|---|---|---|---|---|---|---|---|
| | | | | | | | | | | | | | | | |
| | HM | HM | HM | HM | HM | HM | HM | HM | HM | HM | HM | HM | HM | HM | HM |
| | | | TiAlN | TiAlN | TiAlN | TiAlN | | | | | | | | | |
| | D | D | D | D | D | D | DIN 8093 | DIN 8093 | DIN 8050 | DIN 8050 | DIN 8094 | DIN 8051 | DIN 8051 | DIN 335 C | DIN 335 |
| | | | | | | | | | | | | | | | |
| | DIN 6535 HA | DIN 6535 HA | DIN 6535 HA | DIN 6535 HA | DIN 6535 HA | DIN 6535 HA | | DIN 6535 HA | | | | | | | |
| | B | A | B | A | B | A | B | B | A | A | B | A | A | | |
| | H7 | H7 | H7 | H7 | H7 | H7 | H7 | | H7 | H7 | H7 | H7 | H7 | 90° | 90° |
| | | | | | | | | | | | | | | | |
| | | | | | | | | | | | | | | | |
| | | | | | | | | | | | | | | | |
| | 3.97 - 20.00 | 3.97 - 20.00 | 3.97 - 20.00 | 3.97 - 20.00 | 3.97 - 20.00 | 3.97 - 20.00 | 1.00 - 20.00 | 0.98 - 12.05 | 10.00 - 20.00 | 8.00 - 20.00 | 5.00 - 30.00 | 10.00 - 20.00 | 8.00 - 30.00 | 6.30 - 31.00 | 8.30 - 12.40 |
| | NEW 2008.09 | NEW 2008.09 | NEW 2008.09 | NEW 2008.09 | NEW 2008.09 | NEW 2008.09 | | | | | | | | NEW 2008.09 | NEW 2008.09 |
| | | | | | | | | | | | | | | | |
| | **188** | **189** | **190** | **191** | **192** | **193** | **194** | **195** | **196** | **197** | **198** | **199** | **200** | **201** | **202** |
| 1.1 | ■30D | ■30D | ■185F | ■185F | | | ●18B | ●18B | ●18B | ●16B | ●18B | ●18B | ●16B | ■30F | ■30F |
| 1.2 | ■30D | ■30D | ■185F | ■185F | | | ●18B | ●18B | ●18B | ●16B | ●18B | ●18B | ●16B | ■25E | ■25E |
| 1.3 | ■30D | ■30D | ■185F | ■185F | | | ●14B | ●14B | ●14B | ●12B | ●14B | ●14B | ●12B | ■20D | ■20D |
| 1.4 | ■25D | ■25D | ■160E | ■160E | | | ●14B | ●14B | ●14B | ●12B | ●14B | ●14B | ●12B | ■15D | ■15D |
| 1.5 | ■20B | ■20B | ■140E | ■140E | | | ■10C | ■10C | ■10C | ■8C | ■10C | ■10C | ■8C | ■10B | ■10B |
| 1.6 | ■15B | ■15B | ■120E | ■120E | | | ■10C | ■10C | ■10C | ■8C | ■10C | ■10C | ■8C | ●6A | ●6A |
| 1.7 | | | | | | | | | | | | | | | |
| 1.8 | | | | | | | | | | | | | | | |
| 2.1 | | | | | ■40D | ■40D | | | | | | | | ●8C | ●8C |
| 2.2 | | | | | ■40D | ■40D | | | | | | | | ●6B | ●6B |
| 2.3 | | | | | ■30D | ■30D | | | | | | | | ●4A | ●4A |
| 2.4 | | | | | ■30D | ■30D | | | | | | | | | |
| 3.1 | ■40D | ■40D | ■120F | ■120F | | | ■17D | ■17D | ■17D | ■15D | ■17D | ■17D | ■15D | ●25F | ●25F |
| 3.2 | ■40D | ■40D | ■185F | ■185F | | | ■17D | ■17D | ■17D | ■15D | ■17D | ■17D | ■15D | ●15D | ●15D |
| 3.3 | ■30D | ■30D | ■90F | ■90F | | | ■17D | ■17D | ■17D | ■15D | ■17D | ■17D | ■15D | ●12C | ●12C |
| 3.4 | ■30D | ■30D | ■60F | ■60F | | | ■14D | ■14D | ■14D | ■12D | ■14D | ■14D | ■12D | ●8C | ●8C |
| 4.1 | ●15B | ●15B | | | | | ■14C | ■14C | ■14C | ■12C | ■14C | ■14C | ■12C | ■12C | ■12C |
| 4.2 | ●10A | ●10A | | | | | ■14C | ■14C | ■14C | ■12C | ■14C | ■14C | ■12C | ■10A | ■10A |
| 4.3 | ●10A | ●10A | | | | | ■10B | ■10B | ■10B | ●8B | ■10B | ■10B | ●8B | ■8A | ■8A |
| 5.1 | | | | | | | ■10C | ■10C | ■10C | ■8C | ■10C | ■10C | ■8C | ■12C | ■12C |
| 5.2 | | | | | | | ■10B | ■10B | ■10B | ■8B | ■10B | ■10B | ■8B | ■6B | ■6B |
| 5.3 | | | | | | | ■10B | ■10B | ■10B | ●8B | ■10B | ■10B | ●8B | ■4A | ■4A |
| 6.1 | ●80E | ●80E | | | | | ■38E | ■38E | ■38E | ■36E | ■38E | ■38E | ■36E | ■25D | ■25D |
| 6.2 | ●80D | ●80D | | | | | ■38E | ■38E | ■38E | ■36E | ■38E | ■38E | ■36E | ■20F | ■20F |
| 6.3 | ●50D | ●50D | | | | | ■38E | ■38E | ■38E | ■36E | ■38E | ■38E | ■36E | ■25F | ■25F |
| 6.4 | ●30D | ●30D | | | | | ■38D | ■38D | ■38D | ■36D | ■38D | ■38D | ■36D | ●10D | ●10D |
| 7.1 | ●80D | ●80D | | | | | ■60D | ■60D | ■60D | ■58D | ■60D | ■60D | ■58D | ●30G | ●30G |
| 7.2 | ●80D | ●80D | | | | | ■60D | ■60D | ■60D | ■58D | ■60D | ■60D | ■58D | ●25F | ●25F |
| 7.3 | ●80D | ●80D | | | | | ■25D | ■25D | ■25D | ■23D | ■25D | ■25D | ■23D | ●20F | ●20F |
| 7.4 | ●80D | ●80D | | | | | ■25D | ■25D | ■25D | ■23D | ■25D | ■25D | ■23D | ●10F | ●10F |
| 8.1 | | | | | | | ■25C | ■25C | ■25C | ■23C | ■25C | ■25C | ■23C | ●30G | ●30G |
| 8.2 | | | | | | | ■13C | ■13C | ■13C | ■11C | ■13C | ■13C | ■11C | ●20G | ●20G |
| 8.3 | | | | | | | | | | | | | | | |
| 9.1 | | | | | | | | | | | | | | | |
| 10.1 | ●40B | ●40B | | | | | | | | | | | | | |

| | Ø mm | | | | | | | | | | | | |
|---|---|---|---|---|---|---|---|---|---|---|---|---|---|
| | 1,5 | 2 | 3 | 5 | 8 | 10 | 12 | 16 | 20 | 25 | 30 | 40 | 50 |
| A | 0,045 | 0,055 | 0,078 | 0,100 | 0,150 | 0,170 | 0,185 | 0,220 | 0,250 | 0,280 | 0,320 | 0,390 | 0,440 |
| B | 0,055 | 0,072 | 0,110 | 0,150 | 0,180 | 0,210 | 0,240 | 0,280 | 0,310 | 0,360 | 0,400 | 0,500 | 0,550 |
| C | 0,065 | 0,085 | 0,135 | 0,185 | 0,220 | 0,260 | 0,285 | 0,335 | 0,390 | 0,440 | 0,480 | 0,600 | 0,680 |
| D | 0,080 | 0,110 | 0,160 | 0,200 | 0,270 | 0,320 | 0,360 | 0,410 | 0,470 | 0,540 | 0,600 | 0,730 | 0,850 |
| E | 0,100 | 0,140 | 0,180 | 0,250 | 0,350 | 0,390 | 0,430 | 0,500 | 0,530 | 0,640 | 0,750 | 0,910 | 1,100 |
| mm/REV ± 15% | | | | | | | | | | | | | |

| Fn | Ø mm | | | | | | | | | |
|---|---|---|---|---|---|---|---|---|---|---|
| | 6 | 8 | 10 | 16 | 20 | 25 | 32 | 40 | 60 | 80 |
| A | 0.03 | 0.04 | 0.05 | 0.06 | 0.08 | 0.09 | 0.10 | 0.12 | 0.14 | 0.16 |
| B | 0.04 | 0.05 | 0.06 | 0.08 | 0.10 | 0.12 | 0.14 | 0.16 | 0.18 | 0.20 |
| C | 0.05 | 0.06 | 0.08 | 0.10 | 0.12 | 0.14 | 0.16 | 0.18 | 0.20 | 0.22 |
| D | 0.06 | 0.08 | 0.10 | 0.12 | 0.15 | 0.18 | 0.20 | 0.22 | 0.25 | 0.28 |
| E | 0.08 | 0.10 | 0.12 | 0.15 | 0.18 | 0.20 | 0.25 | 0.27 | 0.30 | 0.32 |
| F | 0.09 | 0.11 | 0.13 | 0.16 | 0.19 | 0.21 | 0.26 | 0.29 | 0.33 | 0.36 |
| G | 0.10 | 0.12 | 0.15 | 0.18 | 0.20 | 0.22 | 0.28 | 0.32 | 0.36 | 0.40 |
| mm/N | | | | | | | | | | |

● General guidelines for stock removal when pre-drilling holes ● Allgemeine Richtlinien für Materialabtragung beim Vorbohren ● Algemene richtijn voor materiaal afname bij voorboren ● Préconisations de surépaisseur de perçage avant alésage ● Guía general para la eliminación de material cuando existe agujero pre-taladrado ● Regras gerais para material a ser removido durante a furação

| | Ø (mm) | | | | |
|---|---|---|---|---|---|
| | **3 - 5mm** | **5.1 - 10mm** | **10.1 - 20mm** | **20.1 - 30mm** | **> 30mm** |
| 1.1 | 0.1-0.2 | 0.2 | 0.2-0.3 | 0.3-0.4 | 0.4-.05 |
| 1.2 | 0.1-0.2 | 0.2 | 0.2-0.3 | 0.3-0.4 | 0.4-.05 |
| 1.3 | 0.1-0.2 | 0.2 | 0.2-0.3 | 0.3-0.4 | 0.4-.05 |
| 1.4 | 0.1-0.2 | 0.2 | 0.2 | 0.3 | 0.3-0.4 |
| 1.5 | 0.1-0.2 | 0.2 | 0.2 | 0.3 | 0.3-0.4 |
| 1.6 | 0.1-0.2 | 0.2 | 0.2 | 0.3 | 0.3-0.4 |
| 1.7 | 0.1-0.2 | 0.2 | 0.2 | 0.3 | 0.3-0.4 |
| 1.8 | 0.1-0.2 | 0.2 | 0.2 | 0.3 | 0.3-0.4 |
| 2.1 | 0.1-0.2 | 0.2 | 0.2 | 0.3 | 0.3-0.4 |
| 2.2 | 0.1-0.2 | 0.2 | 0.2 | 0.3 | 0.3-0.4 |
| 2.3 | 0.1-0.2 | 0.2 | 0.2 | 0.3 | 0.3-0.4 |
| 2.4 | 0.1-0.2 | 0.2 | 0.2 | 0.3 | 0.3-0.4 |
| 3.1 | 0.1-0.2 | 0.2 | 0.2-0.3 | 0.3-0.4 | 0.4-0.5 |
| 3.2 | 0.1-0.2 | 0.2 | 0.2-0.3 | 0.3-0.4 | 0.4-0.5 |
| 3.3 | 0.1-0.2 | 0.2 | 0.3 | 0.4 | 0.5 |
| 3.4 | 0.1-0.2 | 0.2 | 0.3 | 0.4 | 0.5 |
| 4.1 | 0.1-0.2 | 0.2 | 0.2-0.3 | 0.3-0.4 | 0.3-0.4 |
| 4.2 | 0.1-0.2 | 0.2 | 0.2 | 0.3 | 0.3-0.4 |
| 4.3 | 0.1-0.2 | 0.2 | 0.2 | 0.3 | 0.3-0.4 |
| 5.1 | 0.1-0.2 | 0.2 | 0.2-0.3 | 0.3-0.4 | 0.4-.05 |
| 5.2 | 0.1-0.2 | 0.2 | 0.2 | 0.3 | 0.3-0.4 |
| 5.3 | 0.1-0.2 | 0.2 | 0.2 | 0.3 | 0.3-0.4 |
| 6.1 | 0.1-0.2 | 0.2-0.3 | 0.3-0.4 | 0.4-0.5 | 0.5 |
| 6.2 | 0.1-0.2 | 0.2 | 0.2-0.3 | 0.3 | 0.3-0.4 |
| 6.3 | 0.1-0.2 | 0.2 | 0.2-0.3 | 0.3 | 0.3-0.4 |
| 6.4 | 0.1-0.2 | 0.2 | 0.2-0.3 | 0.3 | 0.3-0.4 |
| 7.1 | 0.1-0.2 | 0.2-0.3 | 0.3-0.4 | 0.4-0.5 | 0.5 |
| 7.2 | 0.1-0.2 | 0.2-0.3 | 0.3-0.4 | 0.4-0.5 | 0.5 |
| 7.3 | 0.1-0.2 | 0.2-0.3 | 0.3-0.4 | 0.4-0.5 | 0.5 |
| 7.4 | 0.1-0.2 | 0.2-0.3 | 0.3-0.4 | 0.4-0.5 | 0.5 |
| 8.1 | 0.1-0.2 | 0.3 | 0.4 | 0.4-0.5 | 0.5 |
| 8.2 | 0.1-0.2 | 0.2 | 0.2 | 0.3 | 0.3-0.4 |
| 8.3 | 0.1-0.2 | 0.2 | 0.2 | 0.3 | 0.3-0.4 |
| 9.1 | 0.1-0.2 | 0.2 | 0.2 | 0.3 | 0.3-0.4 |
| 10.1 | 0.1-0.2 | 0.2 | 0.2-0.3 | 0.3-04. | 0.4-0.5 |

For adjustable or blade reamers reduce stock removal by 30%. For quick helix reamers increase by 50% / Für verstellbare Reibahlen die Materialabtragung um 30% reduzieren. Für Schälreibahlen um 50% erhöhen. / Voor verstelbare ruimers de materiaal afname met 30% reduceren. Voor schilruimers met 50% verhogen. / Pour les alésoirs expansibles ou brasés réduire l'avance de 30%. Pour les alésoirs à hélice rapide augmenter de 50%. / Para escariadores ajustables y con cuchillas reducir la eliminación de material un 30%.Para escariadores de hélice rápida incrementar un 50% / Para alargadores ajustáveis reduza o sobremetal em 30%. Para alargadores com hélice rápida aumente em 50%

# B463

- NC - High Speed Precision Reamer
- NC-Präzisionreibahlen
- NC- precisieruimer
- Alésoir de précision - NC
- NC- Escariador de precisión
- Mandril de Precisão p/ CNC

NEW
2008.09

## B463

Extremely unequal spacing / Extrem ungleiche Teilung / Differentiaal vertand / Pas différentiel / Espacio extremadamente irregular / Espaçamento Assimétrico

■ 1.1 1.2 1.3 1.4 1.5 1.6 3.1 3.2 3.3 3.4

● 4.1 4.2 4.3 6.1 6.2 6.3 6.4 7.1 7.2 7.3 7.4 10.1

| $d_1$ Ø mm | $l_1$ mm | $l_2$ mm | $l_3$ mm | z | $d_2$ Ø$h_6$ mm | e-Code | |
|---|---|---|---|---|---|---|---|
| 3.97 | 75 | 12 | 39 | 4 | 6 | B4633.97 | 1) |
| 3.98 | 75 | 12 | 39 | 4 | 6 | B4633.98 | 1) |
| 3.99 | 75 | 12 | 39 | 4 | 6 | B4633.99 | 1) |
| 4.00 | 75 | 12 | 39 | 4 | 6 | B4634.0 | |
| 4.01 | 75 | 12 | 39 | 4 | 6 | B4634.01 | 1) |
| 4.02 | 75 | 12 | 39 | 4 | 6 | B4634.02 | 1) |
| 4.03 | 75 | 12 | 39 | 4 | 6 | B4634.03 | 1) |
| 4.50 | 75 | 12 | 39 | 4 | 6 | B4634.5 | |
| 4.97 | 75 | 12 | 39 | 4 | 6 | B4634.97 | 1) |
| 4.98 | 75 | 12 | 39 | 4 | 6 | B4634.98 | 1) |
| 4.99 | 75 | 12 | 39 | 4 | 6 | B4634.99 | 1) |
| 5.00 | 75 | 12 | 39 | 4 | 6 | B4635.0 | |
| 5.01 | 75 | 12 | 39 | 4 | 6 | B4635.01 | 1) |
| 5.02 | 75 | 12 | 39 | 4 | 6 | B4635.02 | 1) |
| 5.03 | 75 | 12 | 39 | 4 | 6 | B4635.03 | 1) |
| 5.50 | 75 | 12 | 39 | 4 | 6 | B4635.5 | |
| 5.97 | 75 | 12 | 39 | 4 | 6 | B4635.97 | 2) |
| 5.98 | 75 | 12 | 39 | 4 | 6 | B4635.98 | 2) |
| 5.99 | 75 | 12 | 39 | 4 | 6 | B4635.99 | 2) |
| 6.00 | 75 | 12 | 39 | 4 | 6 | B4636.0 | |
| 6.01 | 75 | 12 | 39 | 4 | 6 | B4636.01 | 2) |
| 6.02 | 75 | 12 | 39 | 4 | 6 | B4636.02 | 2) |
| 6.03 | 75 | 12 | 39 | 4 | 6 | B4636.03 | 2) |
| 6.50 | 100 | 16 | 64 | 6 | 8 | B4636.5 | |
| 7.00 | 100 | 16 | 64 | 6 | 8 | B4637.0 | |
| 7.50 | 100 | 16 | 64 | 6 | 8 | B4637.5 | |
| 7.97 | 100 | 16 | 64 | 6 | 8 | B4637.97 | 2) |
| 7.98 | 100 | 16 | 64 | 6 | 8 | B4637.98 | 2) |
| 7.99 | 100 | 16 | 64 | 6 | 8 | B4637.99 | 2) |
| 8.00 | 100 | 16 | 64 | 6 | 8 | B4638.0 | |
| 8.01 | 100 | 16 | 64 | 6 | 8 | B4638.01 | 2) |
| 8.02 | 100 | 16 | 64 | 6 | 8 | B4638.02 | 2) |

| $d_1$ Ø mm | $l_1$ mm | $l_2$ mm | $l_3$ mm | z | $d_2$ Ø$h_6$ mm | e-Code | |
|---|---|---|---|---|---|---|---|
| 8.03 | 100 | 16 | 64 | 6 | 8 | B4638.03 | 2) |
| 8.50 | 100 | 20 | 60 | 6 | 10 | B4638.5 | |
| 9.00 | 100 | 20 | 60 | 6 | 10 | B4639.0 | |
| 9.50 | 120 | 20 | 80 | 6 | 10 | B4639.5 | |
| 9.97 | 120 | 20 | 80 | 6 | 10 | B4639.97 | 2) |
| 9.98 | 120 | 20 | 80 | 6 | 10 | B4639.98 | 2) |
| 9.99 | 120 | 20 | 80 | 6 | 10 | B4639.99 | 2) |
| 10.00 | 120 | 20 | 80 | 6 | 10 | B46310.0 | |
| 10.01 | 120 | 20 | 80 | 6 | 10 | B46310.01 | 2) |
| 10.02 | 120 | 20 | 80 | 6 | 10 | B46310.02 | 2) |
| 10.03 | 120 | 20 | 80 | 6 | 10 | B46310.03 | 2) |
| 10.50 | 120 | 20 | 75 | 6 | 12 | B46310.5 | |
| 11.00 | 120 | 20 | 75 | 6 | 12 | B46311.0 | |
| 11.50 | 120 | 20 | 75 | 6 | 12 | B46311.5 | |
| 11.97 | 120 | 20 | 75 | 6 | 12 | B46311.97 | 2) |
| 11.98 | 120 | 20 | 75 | 6 | 12 | B46311.98 | 2) |
| 11.99 | 120 | 20 | 75 | 6 | 12 | B46311.99 | 2) |
| 12.00 | 120 | 20 | 75 | 6 | 12 | B46312.0 | |
| 12.01 | 120 | 20 | 75 | 6 | 12 | B46312.01 | 2) |
| 12.02 | 120 | 20 | 75 | 6 | 12 | B46312.02 | 2) |
| 12.03 | 120 | 20 | 75 | 6 | 12 | B46312.03 | 2) |
| 13.00 | 130 | 22 | 85 | 6 | 14 | B46313.0 | |
| 14.00 | 130 | 22 | 85 | 6 | 14 | B46314.0 | |
| 15.00 | 130 | 22 | 82 | 6 | 16 | B46315.0 | |
| 16.00 | 150 | 25 | 102 | 6 | 16 | B46316.0 | |
| 17.00 | 150 | 25 | 102 | 6 | 18 | B46317.0 | |
| 18.00 | 150 | 25 | 102 | 6 | 18 | B46318.0 | |
| 19.00 | 150 | 25 | 100 | 6 | 20 | B46319.0 | |
| 20.00 | 150 | 25 | 100 | 6 | 20 | B46320.0 | |

1) Limit of tolerance +0.0040 / Toleranz +0.0040 / Tolerantie +0.0040 / Tolérance +0.0040 / Límite de tolerancia +0.0040 / Limite de tolerância +0.0040

2) Limit of tolerance +0.0050 / Toleranz +0.0050 / Tolerantie +0.0050 / Tolérance +0.0050 / Límite de tolerancia +0.0050 / Limite de tolerância +0.0050

# B460

DORMER

- NC - High Speed Precision Reamer
- NC-Präzisionreibahlen
- NC- precisieruimer
- Alésoir de précision - NC
- NC- Escariador de precisión
- Mandril de Precisão p/ CNC

NEW
2008.09

## B460

Extremely unequal spacing / Extrem ungleiche Teilung / Differentiaal vertand / Pas différentiel / Espacio extremadamente irregular / Espaçamento Assimétrico

■ 1.1 1.2 1.3 1.4 1.5 1.6 3.1 3.2 3.3 3.4

● 4.1 4.2 4.3 6.1 6.2 6.3 6.4 7.1 7.2 7.3 7.4 10.1

| $d_1$ Ø mm | $l_1$ mm | $l_2$ mm | $l_3$ mm | z | $d_2$ Ø$h_6$ mm | e-Code | |
|---|---|---|---|---|---|---|---|
| 3.97 | 75 | 12 | 39 | 4 | 6 | B4603.97 | 1) |
| 3.98 | 75 | 12 | 39 | 4 | 6 | B4603.98 | 1) |
| 3.99 | 75 | 12 | 39 | 4 | 6 | B4603.99 | 1) |
| 4.00 | 75 | 12 | 39 | 4 | 6 | B4604.0 | |
| 4.01 | 75 | 12 | 39 | 4 | 6 | B4604.01 | 1) |
| 4.02 | 75 | 12 | 39 | 4 | 6 | B4604.02 | 1) |
| 4.03 | 75 | 12 | 39 | 4 | 6 | B4604.03 | 1) |
| 4.50 | 75 | 12 | 39 | 4 | 6 | B4604.5 | |
| 4.97 | 75 | 12 | 39 | 4 | 6 | B4604.97 | 1) |
| 4.98 | 75 | 12 | 39 | 4 | 6 | B4604.98 | 1) |
| 4.99 | 75 | 12 | 39 | 4 | 6 | B4604.99 | 1) |
| 5.00 | 75 | 12 | 39 | 4 | 6 | B4605.0 | |
| 5.01 | 75 | 12 | 39 | 4 | 6 | B4605.01 | 1) |
| 5.02 | 75 | 12 | 39 | 4 | 6 | B4605.02 | 1) |
| 5.03 | 75 | 12 | 39 | 4 | 6 | B4605.03 | 1) |
| 5.50 | 75 | 12 | 39 | 4 | 6 | B4605.5 | |
| 5.97 | 75 | 12 | 39 | 4 | 6 | B4605.97 | 2) |
| 5.98 | 75 | 12 | 39 | 4 | 6 | B4605.98 | 2) |
| 5.99 | 75 | 12 | 39 | 4 | 6 | B4605.99 | 2) |
| 6.00 | 75 | 12 | 39 | 4 | 6 | B4606.0 | |
| 6.01 | 75 | 12 | 39 | 4 | 6 | B4606.01 | 2) |
| 6.02 | 75 | 12 | 39 | 4 | 6 | B4606.02 | 2) |
| 6.03 | 75 | 12 | 39 | 4 | 6 | B4606.03 | 2) |
| 6.50 | 100 | 16 | 64 | 6 | 8 | B4606.5 | |
| 7.00 | 100 | 16 | 64 | 6 | 8 | B4607.0 | |
| 7.50 | 100 | 16 | 64 | 6 | 8 | B4607.5 | |
| 7.97 | 100 | 16 | 64 | 6 | 8 | B4607.97 | 2) |
| 7.98 | 100 | 16 | 64 | 6 | 8 | B4607.98 | 2) |
| 7.99 | 100 | 16 | 64 | 6 | 8 | B4607.99 | 2) |
| 8.00 | 100 | 16 | 64 | 6 | 8 | B4608.0 | |
| 8.01 | 100 | 16 | 64 | 6 | 8 | B4608.01 | 2) |
| 8.02 | 100 | 16 | 64 | 6 | 8 | B4608.02 | 2) |

| $d_1$ Ø mm | $l_1$ mm | $l_2$ mm | $l_3$ mm | z | $d_2$ Ø$h_6$ mm | e-Code | |
|---|---|---|---|---|---|---|---|
| 8.03 | 100 | 16 | 64 | 6 | 8 | B4608.03 | 2) |
| 8.50 | 100 | 20 | 60 | 6 | 10 | B4608.5 | |
| 9.00 | 100 | 20 | 60 | 6 | 10 | B4609.0 | |
| 9.50 | 120 | 20 | 80 | 6 | 10 | B4609.5 | |
| 9.97 | 120 | 20 | 80 | 6 | 10 | B4609.97 | 2) |
| 9.98 | 120 | 20 | 80 | 6 | 10 | B4609.98 | 2) |
| 9.99 | 120 | 20 | 80 | 6 | 10 | B4609.99 | 2) |
| 10.00 | 120 | 20 | 80 | 6 | 10 | B46010.0 | |
| 10.01 | 120 | 20 | 80 | 6 | 10 | B46010.01 | 2) |
| 10.02 | 120 | 20 | 80 | 6 | 10 | B46010.02 | 2) |
| 10.03 | 120 | 20 | 80 | 6 | 10 | B46010.03 | 2) |
| 10.50 | 120 | 20 | 75 | 6 | 12 | B46010.5 | |
| 11.00 | 120 | 20 | 75 | 6 | 12 | B46011.0 | |
| 11.50 | 120 | 20 | 75 | 6 | 12 | B46011.5 | |
| 11.97 | 120 | 20 | 75 | 6 | 12 | B46011.97 | 2) |
| 11.98 | 120 | 20 | 75 | 6 | 12 | B46011.98 | 2) |
| 11.99 | 120 | 20 | 75 | 6 | 12 | B46011.99 | 2) |
| 12.00 | 120 | 20 | 75 | 6 | 12 | B46012.0 | |
| 12.01 | 120 | 20 | 75 | 6 | 12 | B46012.01 | 2) |
| 12.02 | 120 | 20 | 75 | 6 | 12 | B46012.02 | 2) |
| 12.03 | 120 | 20 | 75 | 6 | 12 | B46012.03 | 2) |
| 13.00 | 130 | 22 | 85 | 6 | 14 | B46013.0 | |
| 14.00 | 130 | 22 | 85 | 6 | 14 | B46014.0 | |
| 15.00 | 130 | 22 | 82 | 6 | 16 | B46015.0 | |
| 16.00 | 150 | 25 | 102 | 6 | 16 | B46016.0 | |
| 17.00 | 150 | 25 | 102 | 6 | 18 | B46017.0 | |
| 18.00 | 150 | 25 | 102 | 6 | 18 | B46018.0 | |
| 19.00 | 150 | 25 | 100 | 6 | 20 | B46019.0 | |
| 20.00 | 150 | 25 | 100 | 6 | 20 | B46020.0 | |

1) Limit of tolerance +0.0040 / Toleranz +0.0040 / Tolerantie +0.0040 / Tolérance +0.0040 / Límite de tolerancia +0.0040 / Limite de tolerância +0.0040

2) Limit of tolerance +0.0050 / Toleranz +0.0050 / Tolerantie +0.0050 / Tolérance +0.0050 / Límite de tolerancia +0.0050 / Limite de tolerância +0.0050

# B464

- NC - High Speed Precision Reamer
- NC-Präzisionreibahlen
- NC- precisieruimer
- Alésoir de précision - NC
- NC- Escariador de precisión
- Mandril de Precisão p/ CNC

NEW
2008.09

## B464

Extremely unequal spacing / Extrem ungleiche Teilung / Differentiaal vertand / Pas différentiel / Espacio extremadamente irregular / Espaçamento Assimétrico

HM | TiAlN | DIN 6535 HA | B | H7

■ 1.1 1.2 1.3 1.4 1.5 1.6 3.1 3.2 3.3 3.4

| $d_1$ Ø mm | $l_1$ mm | $l_2$ mm | $l_3$ mm | z | $d_2$ Ø$h_6$ mm | e-Code | |
|---|---|---|---|---|---|---|---|
| **3.97** | 75 | 12 | 39 | 4 | 6 | **B4643.97** | 1) |
| **3.98** | 75 | 12 | 39 | 4 | 6 | **B4643.98** | 1) |
| **3.99** | 75 | 12 | 39 | 4 | 6 | **B4643.99** | 1) |
| **4.00** | 75 | 12 | 39 | 4 | 6 | **B4644.0** | |
| **4.01** | 75 | 12 | 39 | 4 | 6 | **B4644.01** | 1) |
| **4.02** | 75 | 12 | 39 | 4 | 6 | **B4644.02** | 1) |
| **4.03** | 75 | 12 | 39 | 4 | 6 | **B4644.03** | 1) |
| **4.50** | 75 | 12 | 39 | 4 | 6 | **B4644.5** | |
| **4.97** | 75 | 12 | 39 | 4 | 6 | **B4644.97** | 1) |
| **4.98** | 75 | 12 | 39 | 4 | 6 | **B4644.98** | 1) |
| **4.99** | 75 | 12 | 39 | 4 | 6 | **B4644.99** | 1) |
| **5.00** | 75 | 12 | 39 | 4 | 6 | **B4645.0** | |
| **5.01** | 75 | 12 | 39 | 4 | 6 | **B4645.01** | 1) |
| **5.02** | 75 | 12 | 39 | 4 | 6 | **B4645.02** | 1) |
| **5.03** | 75 | 12 | 39 | 4 | 6 | **B4645.03** | 1) |
| **5.50** | 75 | 12 | 39 | 4 | 6 | **B4645.5** | |
| **5.97** | 75 | 12 | 39 | 4 | 6 | **B4645.97** | 2) |
| **5.98** | 75 | 12 | 39 | 4 | 6 | **B4645.98** | 2) |
| **5.99** | 75 | 12 | 39 | 4 | 6 | **B4645.99** | 2) |
| **6.00** | 75 | 12 | 39 | 4 | 6 | **B4646.0** | |
| **6.01** | 75 | 12 | 39 | 4 | 6 | **B4646.01** | 2) |
| **6.02** | 75 | 12 | 39 | 4 | 6 | **B4646.02** | 2) |
| **6.03** | 75 | 12 | 39 | 4 | 6 | **B4646.03** | 2) |
| **6.50** | 100 | 16 | 64 | 6 | 8 | **B4646.5** | |
| **7.00** | 100 | 16 | 64 | 6 | 8 | **B4647.0** | |
| **7.50** | 100 | 16 | 64 | 6 | 8 | **B4647.5** | |
| **7.97** | 100 | 16 | 64 | 6 | 8 | **B4647.97** | 2) |
| **7.98** | 100 | 16 | 64 | 6 | 8 | **B4647.98** | 2) |
| **7.99** | 100 | 16 | 64 | 6 | 8 | **B4647.99** | 2) |
| **8.00** | 100 | 16 | 64 | 6 | 8 | **B4648.0** | |
| **8.01** | 100 | 16 | 64 | 6 | 8 | **B4648.01** | 2) |
| **8.02** | 100 | 16 | 64 | 6 | 8 | **B4648.02** | 2) |

| $d_1$ Ø mm | $l_1$ mm | $l_2$ mm | $l_3$ mm | z | $d_2$ Ø$h_6$ mm | e-Code | |
|---|---|---|---|---|---|---|---|
| **8.03** | 100 | 16 | 64 | 6 | 8 | **B4648.03** | 2) |
| **8.50** | 100 | 20 | 60 | 6 | 10 | **B4648.5** | |
| **9.00** | 100 | 20 | 60 | 6 | 10 | **B4649.0** | |
| **9.50** | 120 | 20 | 80 | 6 | 10 | **B4649.5** | |
| **9.97** | 120 | 20 | 80 | 6 | 10 | **B4649.97** | 2) |
| **9.98** | 120 | 20 | 80 | 6 | 10 | **B4649.98** | 2) |
| **9.99** | 120 | 20 | 80 | 6 | 10 | **B4649.99** | 2) |
| **10.00** | 120 | 20 | 80 | 6 | 10 | **B46410.0** | |
| **10.01** | 120 | 20 | 80 | 6 | 10 | **B46410.01** | 2) |
| **10.02** | 120 | 20 | 80 | 6 | 10 | **B46410.02** | 2) |
| **10.03** | 120 | 20 | 80 | 6 | 10 | **B46410.03** | 2) |
| **10.50** | 120 | 20 | 75 | 6 | 12 | **B46410.5** | |
| **11.00** | 120 | 20 | 75 | 6 | 12 | **B46411.0** | |
| **11.50** | 120 | 20 | 75 | 6 | 12 | **B46411.5** | |
| **11.97** | 120 | 20 | 75 | 6 | 12 | **B46411.97** | 2) |
| **11.98** | 120 | 20 | 75 | 6 | 12 | **B46411.98** | 2) |
| **11.99** | 120 | 20 | 75 | 6 | 12 | **B46411.99** | 2) |
| **12.00** | 120 | 20 | 75 | 6 | 12 | **B46412.0** | |
| **12.01** | 120 | 20 | 75 | 6 | 12 | **B46412.01** | 2) |
| **12.02** | 120 | 20 | 75 | 6 | 12 | **B46412.02** | 2) |
| **12.03** | 120 | 20 | 75 | 6 | 12 | **B46412.03** | 2) |
| **13.00** | 130 | 22 | 85 | 6 | 14 | **B46413.0** | |
| **14.00** | 130 | 22 | 85 | 6 | 14 | **B46414.0** | |
| **15.00** | 130 | 22 | 82 | 6 | 16 | **B46415.0** | |
| **16.00** | 150 | 25 | 102 | 6 | 16 | **B46416.0** | |
| **17.00** | 150 | 25 | 102 | 6 | 18 | **B46417.0** | |
| **18.00** | 150 | 25 | 102 | 6 | 18 | **B46418.0** | |
| **19.00** | 150 | 25 | 100 | 6 | 20 | **B46419.0** | |
| **20.00** | 150 | 25 | 100 | 6 | 20 | **B46420.0** | |

1) Limit of tolerance +0.0040 / Toleranz +0.0040 / Tolerantie +0.0040 / Tolérance +0.0040 / Límite de tolerancia +0.0040 / Limite de tolerância +0.0040

2) Limit of tolerance +0.0050 / Toleranz +0.0050 / Tolerantie +0.0050 / Tolérance +0.0050 / Límite de tolerancia +0.0050 / Limite de tolerância +0.0050

# B461

DORMER

- NC - High Speed Precision Reamer
- NC-Präzisionreibahlen
- NC- precisieruimer
- Alésoir de précision - NC
- NC- Escariador de precisión
- Mandril de Precisão p/ CNC

NEW
2008.09

## B461

Extremely unequal spacing / Extrem ungleiche Teilung / Differentiaal vertand / Pas différentiel / Espacio extremadamente irregular / Espaçamento Assimétrico

HM | TiAlN | DIN 6535 HA | A | H7

■ 1.1 1.2 1.3 1.4 1.5 1.6 3.1 3.2 3.3 3.4

| $d_1$ Ø mm | $l_1$ mm | $l_2$ mm | $l_3$ mm | z | $d_2$ Ø$h_6$ mm | e-Code | |
|---|---|---|---|---|---|---|---|
| **3.97** | 75 | 12 | 39 | 4 | 6 | **B4613.97** | 1) |
| **3.98** | 75 | 12 | 39 | 4 | 6 | **B4613.98** | 1) |
| **3.99** | 75 | 12 | 39 | 4 | 6 | **B4613.99** | 1) |
| **4.00** | 75 | 12 | 39 | 4 | 6 | **B4614.0** | |
| **4.01** | 75 | 12 | 39 | 4 | 6 | **B4614.01** | 1) |
| **4.02** | 75 | 12 | 39 | 4 | 6 | **B4614.02** | 1) |
| **4.03** | 75 | 12 | 39 | 4 | 6 | **B4614.03** | 1) |
| **4.50** | 75 | 12 | 39 | 4 | 6 | **B4614.5** | |
| **4.97** | 75 | 12 | 39 | 4 | 6 | **B4614.97** | 1) |
| **4.98** | 75 | 12 | 39 | 4 | 6 | **B4614.98** | 1) |
| **4.99** | 75 | 12 | 39 | 4 | 6 | **B4614.99** | 1) |
| **5.00** | 75 | 12 | 39 | 4 | 6 | **B4615.0** | |
| **5.01** | 75 | 12 | 39 | 4 | 6 | **B4615.01** | 1) |
| **5.02** | 75 | 12 | 39 | 4 | 6 | **B4615.02** | 1) |
| **5.03** | 75 | 12 | 39 | 4 | 6 | **B4615.03** | 1) |
| **5.50** | 75 | 12 | 39 | 4 | 6 | **B4615.5** | |
| **5.97** | 75 | 12 | 39 | 4 | 6 | **B4615.97** | 2) |
| **5.98** | 75 | 12 | 39 | 4 | 6 | **B4615.98** | 2) |
| **5.99** | 75 | 12 | 39 | 4 | 6 | **B4615.99** | 2) |
| **6.00** | 75 | 12 | 39 | 4 | 6 | **B4616.0** | |
| **6.01** | 75 | 12 | 39 | 4 | 6 | **B4616.01** | 2) |
| **6.02** | 75 | 12 | 39 | 4 | 6 | **B4616.02** | 2) |
| **6.03** | 75 | 12 | 39 | 4 | 6 | **B4616.03** | 2) |
| **6.50** | 100 | 16 | 64 | 6 | 8 | **B4616.5** | |
| **7.00** | 100 | 16 | 64 | 6 | 8 | **B4617.0** | |
| **7.50** | 100 | 16 | 64 | 6 | 8 | **B4617.5** | |
| **7.97** | 100 | 16 | 64 | 6 | 8 | **B4617.97** | 2) |
| **7.98** | 100 | 16 | 64 | 6 | 8 | **B4617.98** | 2) |
| **7.99** | 100 | 16 | 64 | 6 | 8 | **B4617.99** | 2) |
| **8.00** | 100 | 16 | 64 | 6 | 8 | **B4618.0** | |
| **8.01** | 100 | 16 | 64 | 6 | 8 | **B4618.01** | 2) |
| **8.02** | 100 | 16 | 64 | 6 | 8 | **B4618.02** | 2) |

| $d_1$ Ø mm | $l_1$ mm | $l_2$ mm | $l_3$ mm | z | $d_2$ Ø$h_6$ mm | e-Code | |
|---|---|---|---|---|---|---|---|
| **8.03** | 100 | 16 | 64 | 6 | 8 | **B4618.03** | 2) |
| **8.50** | 100 | 20 | 60 | 6 | 10 | **B4618.5** | |
| **9.00** | 100 | 20 | 60 | 6 | 10 | **B4619.0** | |
| **9.50** | 120 | 20 | 80 | 6 | 10 | **B4619.5** | |
| **9.97** | 120 | 20 | 80 | 6 | 10 | **B4619.97** | 2) |
| **9.98** | 120 | 20 | 80 | 6 | 10 | **B4619.98** | 2) |
| **9.99** | 120 | 20 | 80 | 6 | 10 | **B4619.99** | 2) |
| **10.00** | 120 | 20 | 80 | 6 | 10 | **B46110.0** | |
| **10.01** | 120 | 20 | 80 | 6 | 10 | **B46110.01** | 2) |
| **10.02** | 120 | 20 | 80 | 6 | 10 | **B46110.02** | 2) |
| **10.03** | 120 | 20 | 80 | 6 | 10 | **B46110.03** | 2) |
| **10.50** | 120 | 20 | 75 | 6 | 12 | **B46110.5** | |
| **11.00** | 120 | 20 | 75 | 6 | 12 | **B46111.0** | |
| **11.50** | 120 | 20 | 75 | 6 | 12 | **B46111.5** | |
| **11.97** | 120 | 20 | 75 | 6 | 12 | **B46111.97** | 2) |
| **11.98** | 120 | 20 | 75 | 6 | 12 | **B46111.98** | 2) |
| **11.99** | 120 | 20 | 75 | 6 | 12 | **B46111.99** | 2) |
| **12.00** | 120 | 20 | 75 | 6 | 12 | **B46112.0** | |
| **12.01** | 120 | 20 | 75 | 6 | 12 | **B46112.01** | 2) |
| **12.02** | 120 | 20 | 75 | 6 | 12 | **B46112.02** | 2) |
| **12.03** | 120 | 20 | 75 | 6 | 12 | **B46112.03** | 2) |
| **13.00** | 130 | 22 | 85 | 6 | 14 | **B46113.0** | |
| **14.00** | 130 | 22 | 85 | 6 | 14 | **B46114.0** | |
| **15.00** | 130 | 22 | 82 | 6 | 16 | **B46115.0** | |
| **16.00** | 150 | 25 | 102 | 6 | 16 | **B46116.0** | |
| **17.00** | 150 | 25 | 102 | 6 | 18 | **B46117.0** | |
| **18.00** | 150 | 25 | 102 | 6 | 18 | **B46118.0** | |
| **19.00** | 150 | 25 | 100 | 6 | 20 | **B46119.0** | |
| **20.00** | 150 | 25 | 100 | 6 | 20 | **B46120.0** | |

1) Limit of tolerance +0.0040 / Toleranz +0.0040 / Tolerantie +0.0040 / Tolérance +0.0040 / Límite de tolerancia +0.0040 / Limite de tolerância +0.0040

2) Limit of tolerance +0.0050 / Toleranz +0.0050 / Tolerantie +0.0050 / Tolérance +0.0050 / Límite de tolerancia +0.0050 / Limite de tolerância +0.0050

# B465

- NC - High Speed Precision Reamer
- NC-Präzisionreibahlen
- NC- precisieruimer
- Alésoir de précision - NC
- NC- Escariador de precisión
- Mandril de Precisão p/ CNC

NEW
2008.09

## B465

■ 2.1 2.2 2.3 2.4

| $d_1$ Ø mm | $l_1$ mm | $l_2$ mm | $l_3$ mm | z | $d_2$ Ø$h_6$ mm | e-Code | |
|---|---|---|---|---|---|---|---|
| 3.97 | 75 | 12 | 39 | 4 | 6 | B4653.97 | 1) |
| 3.98 | 75 | 12 | 39 | 4 | 6 | B4653.98 | 1) |
| 3.99 | 75 | 12 | 39 | 4 | 6 | B4653.99 | 1) |
| 4.00 | 75 | 12 | 39 | 4 | 6 | B4654.0 | |
| 4.01 | 75 | 12 | 39 | 4 | 6 | B4654.01 | 1) |
| 4.02 | 75 | 12 | 39 | 4 | 6 | B4654.02 | 1) |
| 4.03 | 75 | 12 | 39 | 4 | 6 | B4654.03 | 1) |
| 4.50 | 75 | 12 | 39 | 4 | 6 | B4654.5 | |
| 4.97 | 75 | 12 | 39 | 4 | 6 | B4654.97 | 1) |
| 4.98 | 75 | 12 | 39 | 4 | 6 | B4654.98 | 1) |
| 4.99 | 75 | 12 | 39 | 4 | 6 | B4654.99 | 1) |
| 5.00 | 75 | 12 | 39 | 4 | 6 | B4655.0 | |
| 5.01 | 75 | 12 | 39 | 4 | 6 | B4655.01 | 1) |
| 5.02 | 75 | 12 | 39 | 4 | 6 | B4655.02 | 1) |
| 5.03 | 75 | 12 | 39 | 4 | 6 | B4655.03 | 1) |
| 5.50 | 75 | 12 | 39 | 4 | 6 | B4655.5 | |
| 5.97 | 75 | 12 | 39 | 4 | 6 | B4655.97 | 2) |
| 5.98 | 75 | 12 | 39 | 4 | 6 | B4655.98 | 2) |
| 5.99 | 75 | 12 | 39 | 4 | 6 | B4655.99 | 2) |
| 6.00 | 75 | 12 | 39 | 4 | 6 | B4656.0 | |
| 6.01 | 75 | 12 | 39 | 4 | 6 | B4656.01 | 2) |
| 6.02 | 75 | 12 | 39 | 4 | 6 | B4656.02 | 2) |
| 6.03 | 75 | 12 | 39 | 4 | 6 | B4656.03 | 2) |
| 6.50 | 100 | 16 | 64 | 6 | 8 | B4656.5 | |
| 7.00 | 100 | 16 | 64 | 6 | 8 | B4657.0 | |
| 7.50 | 100 | 16 | 64 | 6 | 8 | B4657.5 | |
| 7.97 | 100 | 16 | 64 | 6 | 8 | B4657.97 | 2) |
| 7.98 | 100 | 16 | 64 | 6 | 8 | B4657.98 | 2) |
| 7.99 | 100 | 16 | 64 | 6 | 8 | B4657.99 | 2) |
| 8.00 | 100 | 16 | 64 | 6 | 8 | B4658.0 | |
| 8.01 | 100 | 16 | 64 | 6 | 8 | B4658.01 | 2) |
| 8.02 | 100 | 16 | 64 | 6 | 8 | B4658.02 | 2) |

| $d_1$ Ø mm | $l_1$ mm | $l_2$ mm | $l_3$ mm | z | $d_2$ Ø$h_6$ mm | e-Code | |
|---|---|---|---|---|---|---|---|
| 8.03 | 100 | 16 | 64 | 6 | 8 | B4658.03 | 2) |
| 8.50 | 100 | 20 | 60 | 6 | 10 | B4658.5 | |
| 9.00 | 100 | 20 | 60 | 6 | 10 | B4659.0 | |
| 9.50 | 120 | 20 | 80 | 6 | 10 | B4659.5 | |
| 9.97 | 120 | 20 | 80 | 6 | 10 | B4659.97 | 2) |
| 9.98 | 120 | 20 | 80 | 6 | 10 | B4659.98 | 2) |
| 9.99 | 120 | 20 | 80 | 6 | 10 | B4659.99 | 2) |
| 10.00 | 120 | 20 | 80 | 6 | 10 | B46510.0 | |
| 10.01 | 120 | 20 | 80 | 6 | 10 | B46510.01 | 2) |
| 10.02 | 120 | 20 | 80 | 6 | 10 | B46510.02 | 2) |
| 10.03 | 120 | 20 | 80 | 6 | 10 | B46510.03 | 2) |
| 10.50 | 120 | 20 | 75 | 6 | 12 | B46510.5 | |
| 11.00 | 120 | 20 | 75 | 6 | 12 | B46511.0 | |
| 11.50 | 120 | 20 | 75 | 6 | 12 | B46511.5 | |
| 11.97 | 120 | 20 | 75 | 6 | 12 | B46511.97 | 2) |
| 11.98 | 120 | 20 | 75 | 6 | 12 | B46511.98 | 2) |
| 11.99 | 120 | 20 | 75 | 6 | 12 | B46511.99 | 2) |
| 12.00 | 120 | 20 | 75 | 6 | 12 | B46512.0 | |
| 12.01 | 120 | 20 | 75 | 6 | 12 | B46512.01 | 2) |
| 12.02 | 120 | 20 | 75 | 6 | 12 | B46512.02 | 2) |
| 12.03 | 120 | 20 | 75 | 6 | 12 | B46512.03 | 2) |
| 13.00 | 130 | 22 | 85 | 6 | 14 | B46513.0 | |
| 14.00 | 130 | 22 | 85 | 6 | 14 | B46514.0 | |
| 15.00 | 130 | 22 | 82 | 6 | 16 | B46515.0 | |
| 16.00 | 150 | 25 | 102 | 6 | 16 | B46516.0 | |
| 17.00 | 150 | 25 | 102 | 6 | 18 | B46517.0 | |
| 18.00 | 150 | 25 | 102 | 6 | 18 | B46518.0 | |
| 19.00 | 150 | 25 | 100 | 6 | 20 | B46519.0 | |
| 20.00 | 150 | 25 | 100 | 6 | 20 | B46520.0 | |

1) Limit of tolerance +0.0040 / Toleranz +0.0040 / Tolerantie +0.0040 / Tolérance +0.0040 / Límite de tolerancia +0.0040 / Limite de tolerância +0.0040

2) Limit of tolerance +0.0050 / Toleranz +0.0050 / Tolerantie +0.0050 / Tolérance +0.0050 / Límite de tolerancia +0.0050 / Limite de tolerância +0.0050

# B462

DORMER

- NC - High Speed Precision Reamer
- NC-Präzisionreibahlen
- NC- precisieruimer
- Alésoir de précision - NC
- NC- Escariador de precisión
- Mandril de Precisão p/ CNC

NEW
2008.09

## B462

■ 2.1 2.2 2.3 2.4

| $d_1$ Ø mm | $l_1$ mm | $l_2$ mm | $l_3$ mm | z | $d_2$ Ø$h_6$ mm | e-Code | |
|---|---|---|---|---|---|---|---|
| **3.97** | 75 | 12 | 39 | 4 | 6 | **B4623.97** | 1) |
| **3.98** | 75 | 12 | 39 | 4 | 6 | **B4623.98** | 1) |
| **3.99** | 75 | 12 | 39 | 4 | 6 | **B4623.99** | 1) |
| **4.00** | 75 | 12 | 39 | 4 | 6 | **B4624.0** | |
| **4.01** | 75 | 12 | 39 | 4 | 6 | **B4624.01** | 1) |
| **4.02** | 75 | 12 | 39 | 4 | 6 | **B4624.02** | 1) |
| **4.03** | 75 | 12 | 39 | 4 | 6 | **B4624.03** | 1) |
| **4.50** | 75 | 12 | 39 | 4 | 6 | **B4624.5** | |
| **4.97** | 75 | 12 | 39 | 4 | 6 | **B4624.97** | 1) |
| **4.98** | 75 | 12 | 39 | 4 | 6 | **B4624.98** | 1) |
| **4.99** | 75 | 12 | 39 | 4 | 6 | **B4624.99** | 1) |
| **5.00** | 75 | 12 | 39 | 4 | 6 | **B4625.0** | |
| **5.01** | 75 | 12 | 39 | 4 | 6 | **B4625.01** | 1) |
| **5.02** | 75 | 12 | 39 | 4 | 6 | **B4625.02** | 1) |
| **5.03** | 75 | 12 | 39 | 4 | 6 | **B4625.03** | 1) |
| **5.50** | 75 | 12 | 39 | 4 | 6 | **B4625.5** | |
| **5.97** | 75 | 12 | 39 | 4 | 6 | **B4625.97** | 2) |
| **5.98** | 75 | 12 | 39 | 4 | 6 | **B4625.98** | 2) |
| **5.99** | 75 | 12 | 39 | 4 | 6 | **B4625.99** | 2) |
| **6.00** | 75 | 12 | 39 | 4 | 6 | **B4626.0** | |
| **6.01** | 75 | 12 | 39 | 4 | 6 | **B4626.01** | 2) |
| **6.02** | 75 | 12 | 39 | 4 | 6 | **B4626.02** | 2) |
| **6.03** | 75 | 12 | 39 | 4 | 6 | **B4626.03** | 2) |
| **6.50** | 100 | 16 | 64 | 6 | 8 | **B4626.5** | |
| **7.00** | 100 | 16 | 64 | 6 | 8 | **B4627.0** | |
| **7.50** | 100 | 16 | 64 | 6 | 8 | **B4627.5** | |
| **7.97** | 100 | 16 | 64 | 6 | 8 | **B4627.97** | 2) |
| **7.98** | 100 | 16 | 64 | 6 | 8 | **B4627.98** | 2) |
| **7.99** | 100 | 16 | 64 | 6 | 8 | **B4627.99** | 2) |
| **8.00** | 100 | 16 | 64 | 6 | 8 | **B4628.0** | |
| **8.01** | 100 | 16 | 64 | 6 | 8 | **B4628.01** | 2) |
| **8.02** | 100 | 16 | 64 | 6 | 8 | **B4628.02** | 2) |

| $d_1$ Ø mm | $l_1$ mm | $l_2$ mm | $l_3$ mm | z | $d_2$ Ø$h_6$ mm | e-Code | |
|---|---|---|---|---|---|---|---|
| **8.03** | 100 | 16 | 64 | 6 | 8 | **B4628.03** | 2) |
| **8.50** | 100 | 20 | 60 | 6 | 10 | **B4628.5** | |
| **9.00** | 100 | 20 | 60 | 6 | 10 | **B4629.0** | |
| **9.50** | 120 | 20 | 80 | 6 | 10 | **B4629.5** | |
| **9.97** | 120 | 20 | 80 | 6 | 10 | **B4629.97** | 2) |
| **9.98** | 120 | 20 | 80 | 6 | 10 | **B4629.98** | 2) |
| **9.99** | 120 | 20 | 80 | 6 | 10 | **B4629.99** | 2) |
| **10.00** | 120 | 20 | 80 | 6 | 10 | **B46210.0** | |
| **10.01** | 120 | 20 | 80 | 6 | 10 | **B46210.01** | 2) |
| **10.02** | 120 | 20 | 80 | 6 | 10 | **B46210.02** | 2) |
| **10.03** | 120 | 20 | 80 | 6 | 10 | **B46210.03** | 2) |
| **10.50** | 120 | 20 | 75 | 6 | 12 | **B46210.5** | |
| **11.00** | 120 | 20 | 75 | 6 | 12 | **B46211.0** | |
| **11.50** | 120 | 20 | 75 | 6 | 12 | **B46211.5** | |
| **11.97** | 120 | 20 | 75 | 6 | 12 | **B46211.97** | 2) |
| **11.98** | 120 | 20 | 75 | 6 | 12 | **B46211.98** | 2) |
| **11.99** | 120 | 20 | 75 | 6 | 12 | **B46211.99** | 2) |
| **12.00** | 120 | 20 | 75 | 6 | 12 | **B46212.0** | |
| **12.01** | 120 | 20 | 75 | 6 | 12 | **B46212.01** | 2) |
| **12.02** | 120 | 20 | 75 | 6 | 12 | **B46212.02** | 2) |
| **12.03** | 120 | 20 | 75 | 6 | 12 | **B46212.03** | 2) |
| **13.00** | 130 | 22 | 85 | 6 | 14 | **B46213.0** | |
| **14.00** | 130 | 22 | 85 | 6 | 14 | **B46214.0** | |
| **15.00** | 130 | 22 | 82 | 6 | 16 | **B46215.0** | |
| **16.00** | 150 | 25 | 102 | 6 | 16 | **B46216.0** | |
| **17.00** | 150 | 25 | 102 | 6 | 18 | **B46217.0** | |
| **18.00** | 150 | 25 | 102 | 6 | 18 | **B46218.0** | |
| **19.00** | 150 | 25 | 100 | 6 | 20 | **B46219.0** | |
| **20.00** | 150 | 25 | 100 | 6 | 20 | **B46220.0** | |

1) Limit of tolerance +0.0040 / Toleranz +0.0040 / Tolerantie +0.0040 / Tolérance +0.0040 / Límite de tolerancia +0.0040 / Limite de tolerância +0.0040

2) Limit of tolerance +0.0050 / Toleranz +0.0050 / Tolerantie +0.0050 / Tolérance +0.0050 / Límite de tolerancia +0.0050 / Limite de tolerância +0.0050

# B400

- Machine Reamer Extremely unequal spacing
- Alésoir machine Pas différentiel
- Maschinenreibahle Extrem ungleiche Teilung
- Escariador de máquina Espacio extremadamente irregular
- Machineruimer Differentiaal vertand
- Mandril p/ Cavilhas Cónicas Espaçamento Assimétrico




## B400

HM | DIN 8093 | B | H7

■ 1.5 1.6 3.1 3.2 3.3 3.4 4.1 4.2 4.3 5.1 5.2 5.3 6.1 6.2 6.3 6.4 7.1 7.2 7.3 7.4 8.1 8.2

● 1.1 1.2 1.3 1.4

| $d_1$ Ø mm | $l_1$ mm | $l_2$ mm | $l_3$ mm | z | $d_2$ Ø$h_9$ mm | e-Code | |
|---|---|---|---|---|---|---|---|
| **1.0** | 34 | 6 | 15 | 3 | 1.0 | **B4001.0** | 3) |
| **1.2** | 38 | 8 | 16.5 | 3 | 1.2 | **B4001.2** | 3) |
| **1.4** | 40 | 8 | 18 | 3 | 1.4 | **B4001.4** | 3) |
| **1.5** | 40 | 8 | 18 | 3 | 1.5 | **B4001.5** | 3) |
| **1.6** | 49 | 11 | 26 | 3 | 1.6 | **B4001.6** | 3) |
| **1.8** | 49 | 11 | 25 | 4 | 1.8 | **B4001.8** | 3) |
| **2.0** | 49 | 11 | 24 | 4 | 2.0 | **B4002.0** | 3) |
| **2.2** | 57 | 15 | 30 | 4 | 2.2 | **B4002.2** | 3) |
| **2.5** | 57 | 15 | 28 | 4 | 2.5 | **B4002.5** | 3) |
| **2.8** | 61 | 15 | 32 | 6 | 2.8 | **B4002.8** | 3) |
| **3.0** | 61 | 15 | 30 | 6 | 3.0 | **B4003.0** | 3) |
| **3.2** | 70 | 18 | 33 | 6 | 3.2 | **B4003.2** | 3) |
| **3.5** | 70 | 18 | 33 | 6 | 3.5 | **B4003.5** | 3) |
| **4.0** | 75 | 19 | 44 | 6 | 4.0 | **B4004.0** | 3) |

| $d_1$ Ø mm | $l_1$ mm | $l_2$ mm | $l_3$ mm | z | $d_2$ Ø$h_9$ mm | e-Code | |
|---|---|---|---|---|---|---|---|
| **4.5** | 80 | 21 | 46 | 6 | 4.5 | **B4004.5** | 3) |
| **5.0** | 86 | 23 | 53 | 6 | 5.0 | **B4005.0** | 3) |
| **5.5** | 93 | 26 | 56 | 6 | 5.6 | **B4005.5** | 3) |
| **6.0** | 93 | 26 | 56 | 6 | 5.6 | **B4006.0** | 3) |
| **6.5** | 101 | 28 | 63 | 6 | 6.3 | **B4006.5** | 4) |
| **7.0** | 109 | 31 | 69 | 6 | 7.1 | **B4007.0** | 4) |
| **8.0** | 117 | 33 | 75 | 6 | 8.0 | **B4008.0** | 4) |
| **9.0** | 125 | 36 | 81 | 6 | 9.0 | **B4009.0** | 4) |
| **10.0** | 133 | 38 | 87 | 6 | 10.0 | **B40010.0** | 4) |
| **12.0** | 151 | 44 | 105 | 6 | 10.0 | **B40012.0** | 4) |
| **14.0** | 160 | 47 | 110 | 8 | 12.5 | **B40014.0** | 4) |
| **16.0** | 170 | 52 | 120 | 8 | 12.5 | **B40016.0** | 4) |
| **18.0** | 182 | 56 | 130 | 6 | 14.0 | **B40018.0** | 3) |
| **20.0** | 195 | 60 | 137 | 6 | 16.0 | **B40020.0** | 3) |

3) Solid Carbide / VHM / Volhardmetalen machineruimer / Carbure monobloc / Monobloc de Metal Duro / Metal Duro Integral
4) Carbide Head / VHM-Kopf / Hardmetalen kop / Tête carbure / Cabeza de Metal Duro / Empastilhado

# B481

DORMER

- NC - Centesimal Reamer for High Precision Chucks
- NC - Alésoir au centième pour mandrins haute précision
- NC- 1/100 Reibahle für Hochgenauigkeitsfutter
- NC - Escariador Centesimal para portas de alta precisión
- NC-1/100 ruimers
- NC - Mandril Centesimal p/ buchas de alta precisão

## B481

Extremely unequal spacing / Extrem ungleiche Teilung / Differentiaal vertand / Pas différentiel / Espacio extremadamente irregular / Espaçamento Assimétrico

HM | DIN 8093 | DIN 6535 HA | B | Ø.95-5.5 0,+0.004 Ø5.51-12 0,+0.005

■ 1.5 1.6 3.1 3.2 3.3 3.4 4.1 4.2 4.3 5.1 5.2 5.3 6.1 6.2 6.3 6.4 7.1 7.2 7.3 7.4 8.1 8.2

● 1.1 1.2 1.3 1.4

| $d_1$ Ø mm | $l_1$ mm | $l_2$ mm | $l_3$ mm | z | $d_2$ Ø$h_6$ mm | e-Code |
|---|---|---|---|---|---|---|
| **0.98** | 49.5 | 6 | 21.5 | 3 | 4 | **B4810.98** |
| **0.99** | 49.5 | 6 | 21.5 | 3 | 4 | **B4810.99** |
| **1.00** | 49.5 | 6 | 21.5 | 3 | 4 | **B4811.00** |
| **1.01** | 49.5 | 6 | 21.5 | 3 | 4 | **B4811.01** |
| **1.02** | 49.5 | 6 | 21.5 | 3 | 4 | **B4811.02** |
| **1.03** | 49.5 | 9 | 21.5 | 3 | 4 | **B4811.03** |
| **1.48** | 49 | 9 | 21 | 3 | 4 | **B4811.48** |
| **1.49** | 49 | 9 | 21 | 3 | 4 | **B4811.49** |
| **1.50** | 49 | 9 | 21 | 3 | 4 | **B4811.50** |
| **1.51** | 49 | 9 | 21 | 3 | 4 | **B4811.51** |
| **1.52** | 49 | 9 | 21 | 3 | 4 | **B4811.52** |
| **1.53** | 49 | 9 | 21 | 3 | 4 | **B4811.53** |
| **1.98** | 49 | 12 | 21 | 4 | 4 | **B4811.98** |
| **1.99** | 49 | 12 | 21 | 4 | 4 | **B4811.99** |
| **2.00** | 49 | 12 | 21 | 4 | 4 | **B4812.00** |
| **2.01** | 49 | 12 | 21 | 4 | 4 | **B4812.01** |
| **2.02** | 49 | 12 | 21 | 4 | 4 | **B4812.02** |
| **2.03** | 49 | 12 | 21 | 4 | 4 | **B4812.03** |
| **2.48** | 59 | 16 | 31 | 4 | 4 | **B4812.48** |
| **2.49** | 59 | 16 | 31 | 4 | 4 | **B4812.49** |
| **2.50** | 59 | 16 | 31 | 4 | 4 | **B4812.50** |
| **2.51** | 59 | 16 | 31 | 4 | 4 | **B4812.51** |
| **2.52** | 59 | 16 | 31 | 4 | 4 | **B4812.52** |
| **2.53** | 59 | 16 | 31 | 4 | 4 | **B4812.53** |
| **2.97** | 62.5 | 17 | 35 | 6 | 4 | **B4812.97** |
| **2.98** | 62.5 | 17 | 35 | 6 | 4 | **B4812.98** |
| **2.99** | 62.5 | 17 | 35 | 6 | 4 | **B4812.99** |
| **3.00** | 62.5 | 17 | 35 | 6 | 4 | **B4813.00** |
| **3.01** | 62.5 | 17 | 35 | 6 | 4 | **B4813.01** |
| **3.02** | 62.5 | 17 | 35 | 6 | 4 | **B4813.02** |
| **3.03** | 62.5 | 17 | 35 | 6 | 4 | **B4813.03** |
| **3.97** | 75 | 19 | 47 | 6 | 4 | **B4813.97** |
| **3.98** | 75 | 19 | 47 | 6 | 4 | **B4813.98** |
| **3.99** | 75 | 19 | 47 | 6 | 4 | **B4813.99** |
| **4.00** | 75 | 19 | 47 | 6 | 4 | **B4814.00** |
| **4.01** | 75 | 19 | 47 | 6 | 4 | **B4814.01** |
| **4.02** | 75 | 19 | 47 | 6 | 4 | **B4814.02** |
| **4.03** | 75 | 19 | 47 | 6 | 4 | **B4814.03** |
| **4.97** | 86 | 23 | 50 | 6 | 6 | **B4814.97** |
| **4.98** | 86 | 23 | 50 | 6 | 6 | **B4814.98** |
| **4.99** | 86 | 23 | 50 | 6 | 6 | **B4814.99** |
| **5.00** | 86 | 23 | 50 | 6 | 6 | **B4815.00** |
| **5.01** | 86 | 23 | 50 | 6 | 6 | **B4815.01** |
| **5.02** | 86 | 23 | 50 | 6 | 5 | **B4815.02** |
| **5.03** | 86 | 23 | 50 | 6 | 6 | **B4815.03** |
| **5.97** | 93 | 26 | 57 | 6 | 6 | **B4815.97** |
| **5.98** | 93 | 26 | 57 | 6 | 6 | **B4815.98** |
| **5.99** | 93 | 26 | 57 | 6 | 6 | **B4815.99** |
| **6.00** | 93 | 26 | 57 | 6 | 6 | **B4816.00** |
| **6.01** | 93 | 26 | 57 | 6 | 6 | **B4816.01** |
| **6.02** | 93 | 26 | 57 | 6 | 6 | **B4816.02** |
| **6.03** | 93 | 26 | 57 | 6 | 6 | **B4816.03** |
| **7.97** | 117 | 33 | 81 | 6 | 8 | **B4817.97** |
| **7.98** | 117 | 33 | 81 | 6 | 8 | **B4817.98** |
| **7.99** | 117 | 33 | 81 | 6 | 8 | **B4817.99** |
| **8.00** | 117 | 33 | 81 | 6 | 8 | **B4818.00** |
| **8.01** | 117 | 33 | 81 | 6 | 8 | **B4818.01** |
| **8.02** | 117 | 33 | 81 | 6 | 8 | **B4818.02** |
| **8.03** | 117 | 33 | 81 | 6 | 8 | **B4818.03** |
| **8.04** | 117 | 33 | 81 | 6 | 8 | **B4818.04** |
| **9.97** | 133 | 38 | 93 | 6 | 10 | **B4819.97** |
| **9.98** | 133 | 38 | 93 | 6 | 10 | **B4819.98** |
| **9.99** | 133 | 38 | 93 | 6 | 10 | **B4819.99** |
| **10.00** | 133 | 38 | 93 | 6 | 10 | **B48110.00** |
| **10.01** | 133 | 38 | 93 | 6 | 10 | **B48110.01** |
| **10.02** | 133 | 38 | 93 | 6 | 10 | **B48110.02** |
| **10.03** | 133 | 38 | 93 | 6 | 10 | **B48110.03** |
| **10.04** | 133 | 38 | 93 | 6 | 10 | **B48110.04** |
| **10.05** | 133 | 38 | 93 | 6 | 10 | **B48110.05** |
| **11.97** | 151 | 44 | 106 | 6 | 12 | **B48111.97** |
| **11.98** | 151 | 44 | 106 | 6 | 12 | **B48111.98** |
| **11.99** | 151 | 44 | 106 | 6 | 12 | **B48111.99** |
| **12.00** | 151 | 44 | 106 | 6 | 12 | **B48112.00** |
| **12.01** | 151 | 44 | 106 | 6 | 12 | **B48112.01** |
| **12.02** | 151 | 44 | 106 | 6 | 12 | **B48112.02** |
| **12.03** | 151 | 44 | 106 | 6 | 12 | **B48112.03** |
| **12.04** | 151 | 44 | 106 | 6 | 12 | **B48112.04** |
| **12.05** | 151 | 44 | 106 | 6 | 12 | **B48112.05** |

# B441

- Machine Reamer Extremely unequal spacing
- Alésoir machine Pas différentiel
- Maschinenreibahle Extrem ungleiche Teilung
- Escariador de máquina Espacio extremadamente irregular
- Machineruimer Differentiaal vertand
- Mandril p/ Cavilhas Cónicas Espaçamento Assimétrico




## B441

■ 1.5 1.6 3.1 3.2 3.3 3.4 4.1 4.2 4.3 5.1 5.2 5.3 6.1 6.2 6.3 6.4 7.1 7.2 7.3 7.4 8.1 8.2

● 1.1 1.2 1.3 1.4

| $d_1$ Ø mm | $l_1$ mm | $l_2$ mm | $l_3$ mm | z | $d_2$ Ø$h_9$ mm | e-Code |
|---|---|---|---|---|---|---|
| **10.0** | 133 | 19 | 87 | 6 | 10 | **B44110.0** |
| **11.0** | 142 | 19 | 96 | 6 | 10 | **B44111.0** |
| **12.0** | 151 | 19 | 105 | 6 | 10 | **B44112.0** |
| **13.0** | 151 | 19 | 105 | 6 | 10 | **B44113.0** |
| **14.0** | 160 | 19 | 110 | 6 | 12.5 | **B44114.0** |
| **15.0** | 162 | 19 | 112 | 6 | 12.5 | **B44115.0** |

| $d_1$ Ø mm | $l_1$ mm | $l_2$ mm | $l_3$ mm | z | $d_2$ Ø$h_9$ mm | e-Code |
|---|---|---|---|---|---|---|
| **16.0** | 170 | 22 | 120 | 6 | 12.5 | **B44116.0** |
| **17.0** | 175 | 22 | 123 | 6 | 14 | **B44117.0** |
| **18.0** | 182 | 22 | 130 | 6 | 14 | **B44118.0** |
| **19.0** | 189 | 22 | 131 | 6 | 16 | **B44119.0** |
| **20.0** | 195 | 22 | 137 | 6 | 16 | **B44120.0** |

# B451

- Expanding Machine Reamer
- Maschinenreibahle, einstellbar
- Machineruimer - nastelbaar
- Alésoir machine queue cône morse - Réglable
- Escariador de máquina , mango cónico - regulable
- Mandril de Máq. c/ Haste Cónica - Ajustáveis

## B451

Adjustment Range 0.03mm / verstellbar im Bereich 0,03mm / Instelbereik 0.03 mm / Gamme réglable à 0,03 mm / Ajustable 0,03 mm / Gama Ajustável 0,03mm

HM | DIN 8050 | A | H7

■ 1.5 1.6 3.1 3.2 3.3 3.4 4.1 4.2 5.1 5.2 6.1 6.2 6.3 6.4 7.1 7.2 7.3 7.4 8.1 8.2

● 1.1 1.2 1.3 1.4 4.3 5.3

| $d_1$ Ø mm | $l_1$ mm | $l_2$ mm | $l_3$ mm | z | $d_2$ Ø$h_6$ mm | e-Code |
|---|---|---|---|---|---|---|
| **8.0** | 117 | 12 | 75 | 4 | 8.0 | **B4518.0** |
| **9.0** | 125 | 12 | 79 | 6 | 10.0 | **B4519.0** |
| **10.0** | 133 | 12 | 87 | 6 | 10.0 | **B45110.0** |
| **11.0** | 142 | 12 | 96 | 6 | 10.0 | **B45111.0** |
| **12.0** | 151 | 12 | 105 | 6 | 10.0 | **B45112.0** |
| **13.0** | 151 | 12 | 105 | 6 | 10.0 | **B45113.0** |

| $d_1$ Ø mm | $l_1$ mm | $l_2$ mm | $l_3$ mm | z | $d_2$ Ø$h_6$ mm | e-Code |
|---|---|---|---|---|---|---|
| **14.0** | 160 | 16 | 110 | 6 | 12.0 | **B45114.0** |
| **15.0** | 162 | 16 | 112 | 6 | 12.0 | **B45115.0** |
| **16.0** | 170 | 19 | 120 | 6 | 12.0 | **B45116.0** |
| **18.0** | 182 | 19 | 130 | 6 | 14.0 | **B45118.0** |
| **20.0** | 195 | 19 | 137 | 6 | 16.0 | **B45120.0** |

# B411

- Machine Reamer Extremely unequal spacing
- Alésoir machine Pas différentiel
- Maschinenreibahle Extrem ungleiche Teilung
- Escariador de máquina Espacio extremadamente irregular
- Machineruimer Differentiaal vertand
- Mandril p/ Cavilhas Cónicas Espaçamento Assimétrico

## B411

HM | DIN 8094 | B | H7

■ 1.5 1.6 3.1 3.2 3.3 3.4 4.1 4.2 4.3 5.1 5.2 5.3 6.1 6.2 6.3 6.4 7.1 7.2 7.3 7.4 8.1 8.2

● 1.1 1.2 1.3 1.4

| $d_1$ Ø mm | $l_1$ mm | $l_2$ mm | $l_3$ mm | z | MK | e-Code | |
|---|---|---|---|---|---|---|---|
| **5.0** | 133 | 23 | 67.5 | 6 | 1 | **B4115.0** | 1) |
| **6.0** | 138 | 26 | 72.5 | 6 | 1 | **B4116.0** | 1) |
| **7.0** | 150 | 31 | 84.5 | 6 | 1 | **B4117.0** | 1) |
| **8.0** | 156 | 33 | 90.5 | 6 | 1 | **B4118.0** | 1) |
| **9.0** | 162 | 36 | 96.5 | 6 | 1 | **B4119.0** | 1) |
| **10.0** | 168 | 38 | 102.5 | 6 | 1 | **B41110.0** | 1) |
| **12.0** | 182 | 44 | 116.5 | 6 | 1 | **B41112.0** | 1) |
| **14.0** | 189 | 47 | 123.5 | 8 | 1 | **B41114.0** | 1) |
| **15.0** | 204 | 50 | 124 | 8 | 2 | **B41115.0** | 1) |
| **16.0** | 210 | 52 | 130 | 8 | 2 | **B41116.0** | 1) |

| $d_1$ Ø mm | $l_1$ mm | $l_2$ mm | $l_3$ mm | z | MK | e-Code | |
|---|---|---|---|---|---|---|---|
| **17.0** | 214 | 54 | 134 | 6 | 2 | **B41117.0** | 2) |
| **18.0** | 219 | 56 | 139 | 6 | 2 | **B41118.0** | 2) |
| **19.0** | 223 | 58 | 143 | 6 | 2 | **B41119.0** | 2) |
| **20.0** | 228 | 60 | 148 | 6 | 2 | **B41120.0** | 2) |
| **22.0** | 237 | 64 | 157 | 6 | 2 | **B41122.0** | 2) |
| **24.0** | 268 | 68 | 169 | 8 | 3 | **B41124.0** | 2) |
| **25.0** | 268 | 68 | 169 | 8 | 3 | **B41125.0** | 2) |
| **26.0** | 273 | 70 | 174 | 8 | 3 | **B41126.0** | 2) |
| **30.0** | 281 | 73 | 182 | 8 | 3 | **B41130.0** | 2) |

1) Solid Carbide / VHM / Volhardmetalen machineruimer / Carbure monobloc / Monobloc de Metal Duro / Metal Duro Integral
2) Carbide Head / VHM-Kopf / Hardmetalen kop / Tête carbure / Cabeza de Metal Duro / Empastilhado

# B442

- Machine Reamer Extremely unequal spacing
- Alésoir machine Pas différentiel
- Maschinenreibahle Extrem ungleiche Teilung
- Escariador de máquina Espacio extremadamente irregular
- Machineruimer Differentiaal vertand
- Mandril p/ Cavilhas Cónicas Espaçamento Assimétrico

## B442

■ 1.5 1.6 3.1 3.2 3.3 3.4 4.1 4.2 4.3 5.1 5.2 5.3 6.1 6.2 6.3 6.4 7.1 7.2 7.3 7.4 8.1 8.2

● 1.1 1.2 1.3 1.4

| $d_1$ Ø mm | $l_1$ mm | $l_2$ mm | $l_3$ mm | z | MK | e-Code |
|---|---|---|---|---|---|---|
| **10.0** | 168 | 19 | 102.5 | 6 | 1 | **B44210.0** |
| **12.0** | 182 | 19 | 116.5 | 6 | 1 | **B44212.0** |
| **14.0** | 189 | 19 | 123.5 | 6 | 1 | **B44214.0** |
| **15.0** | 204 | 19 | 124 | 6 | 2 | **B44215.0** |
| **16.0** | 210 | 22 | 130 | 6 | 2 | **B44216.0** |
| **17.0** | 214 | 22 | 134 | 6 | 2 | **B44217.0** |

| $d_1$ Ø mm | $l_1$ mm | $l_2$ mm | $l_3$ mm | z | MK | e-Code |
|---|---|---|---|---|---|---|
| **18.0** | 219 | 22 | 139 | 6 | 2 | **B44218.0** |
| **19.0** | 223 | 22 | 143 | 6 | 2 | **B44219.0** |
| **20.0** | 228 | 22 | 148 | 6 | 2 | **B44220.0** |

# B452

- Expanding Machine Reamer
- Maschinenreibahle, einstellbar
- Machineruimer - nastelbaar
- Alésoir machine queue cône morse - Réglable
- Escariador de máquina , mango cónico - regulable
- Mandril de Máq. c/ Haste Cónica - Ajustáveis

## B452

Adjustment Range 0.03mm / verstellbar im Bereich 0,03mm / Verstelbare diameters (0,03 mm / Gamme réglable à 0,03 mm / Ajustable 0,03 mm / Gama Ajustável 0,03mm

HM | DIN 8051 | A | H7

■ 1.5 1.6 3.1 3.2 3.3 3.4 4.1 4.2 5.1 5.2 6.1 6.2 6.3 6.4 7.1 7.2 7.3 7.4 8.1 8.2

● 1.1 1.2 1.3 1.4 4.3 5.3

| $d_1$ Ø mm | $l_1$ mm | $l_2$ mm | $l_3$ mm | z | MK | e-Code |
|---|---|---|---|---|---|---|
| **8.0** | 156 | 12 | 90.5 | 4 | 1 | **B4528.0** |
| **10.0** | 168 | 12 | 102.5 | 6 | 1 | **B45210.0** |
| **11.0** | 175 | 12 | 109.5 | 6 | 1 | **B45211.0** |
| **12.0** | 182 | 12 | 116.5 | 6 | 1 | **B45212.0** |
| **13.0** | 182 | 12 | 116.5 | 6 | 1 | **B45213.0** |
| **14.0** | 189 | 16 | 123.5 | 6 | 1 | **B45214.0** |
| **15.0** | 204 | 16 | 124 | 6 | 2 | **B45215.0** |
| **16.0** | 210 | 19 | 130 | 6 | 2 | **B45216.0** |
| **17.0** | 214 | 19 | 134 | 6 | 2 | **B45217.0** |
| **18.0** | 219 | 19 | 139 | 6 | 2 | **B45218.0** |

| $d_1$ Ø mm | $l_1$ mm | $l_2$ mm | $l_3$ mm | z | MK | e-Code |
|---|---|---|---|---|---|---|
| **19.0** | 223 | 19 | 143 | 6 | 2 | **B45219.0** |
| **20.0** | 228 | 19 | 148 | 6 | 2 | **B45220.0** |
| **22.0** | 237 | 22 | 157 | 6 | 2 | **B45222.0** |
| **24.0** | 268 | 22 | 169 | 6 | 3 | **B45224.0** |
| **25.0** | 268 | 22 | 169 | 6 | 3 | **B45225.0** |
| **26.0** | 273 | 22 | 174 | 6 | 3 | **B45226.0** |
| **28.0** | 277 | 25 | 178 | 6 | 3 | **B45228.0** |
| **30.0** | 281 | 25 | 182 | 6 | 3 | **B45230.0** |

# G400

- Countersink for High Precision Chucks
- Fraise à chanfreiner pour mandrins haute précision
- Senker für Hochgenauigkeitsfutter
- Avellanadores para portas de alta precisión
- Verzinkers voor High Precision opnames
- Escaredores p/ buchas de alta precisão

NEW
2008.09




## G400

HM | DIN 335 C | 90°

■ 1.1 1.2 1.3 1.4 1.5 4.1 4.2 4.3 5.1 5.2 5.3 6.1 6.2 6.3

● 1.6 2.1 2.2 2.3 3.1 3.2 3.3 3.4 6.4 7.1 7.2 7.3 7.4 8.1 8.2

| max d mm | min d | $l_1$ mm | $d_2$ Ø$h_6$ mm | z | e-Code | max d mm | min d | $l_1$ mm | $d_2$ Ø$h_6$ mm | z | e-Code |
|---|---|---|---|---|---|---|---|---|---|---|---|
| **6.3** | 1.5 | 45 | 5 | 3 | **G4006.3** | **16.5** | 3.2 | 60 | 10 | 3 | **G40016.5** |
| **8.3** | 2.0 | 50 | 6 | 3 | **G4008.3** | **20.5** | 3.5 | 63 | 10 | 3 | **G40020.5** |
| **10.4** | 2.5 | 50 | 6 | 3 | **G40010.4** | **25.0** | 3.8 | 67 | 10 | 3 | **G40025.0** |
| **12.4** | 2.8 | 56 | 8 | 3 | **G40012.4** | **31.0** | 4.2 | 71 | 12 | 3 | **G40031.0** |

# G405

- Countersink Double Ended
- Fraise à chanfreiner - Double
- Senker , 2-seitig
- Avellanadores - Doble punta
- Verzinkers - dubbelzijdig
- Escareador - Dupla

NEW
2008.09




## G405

■ 1.1 1.2 1.3 1.4 1.5 4.1 4.2 4.3 5.1 5.2 5.3 6.1 6.2 6.3

● 1.6 2.1 2.2 2.3 3.1 3.2 3.3 3.4 6.4 7.1 7.2 7.3 7.4 8.1 8.2

| max d mm | min d | $l_1$ mm | $l_3$ mm | $d_2$ Øh$_6$ mm | z | e-Code |
|---|---|---|---|---|---|---|
| **8.3** | 2.0 | 67 | 46 | 10 | 3 | **G4058.3** |
| **10.4** | 2.5 | 74 | 47 | 12 | 3 | **G40510.4** |
| **12.4** | 2.8 | 76 | 45 | 14 | 3 | **G40512.4** |

DORMER

| | B100 | B341 | B334 | B335 | B951 | B301 | B903 | B952 | B500 | B180 | B191 | B181 |
|---|---|---|---|---|---|---|---|---|---|---|---|---|
| | | | | | | | | | | | | |
| | HSS | HSS | HSS | HSS | HSS | HSS | HSS | HSS | HSS-E | HSS-E | HSS-E | HSS-E |
| | ST | ST | | | ST | ST | ST | | | | | |
| | DIN 206 | DIN 859 | D | D | D | BS 328 | DIN 9 | DIN 9 | DIN 212 | DIN 212 | DIN 212 | DIN 212 |
| | | | | | | | | | | | | |
| | | | | | | | | | | DIN 6535 HA | DIN 6535 HA | DIN 6535 HA |
| | B | B | | | B | A | A | B | A | B | B | B |
| | H7 | | | | | | | | H7 | H7 | H7 | |
| | | | | | 1:10 | 1:48 | 1:50 | 1:50 | | | | |
| | | | | | | | | | | | | |
| | | | | | | | | | | | | |
| | | | | | | | | | | | | |
| | 1.50 - 50.00 | 6.00 - 20.00 | N000 - N16 | N000 - N16 | 10.00 - 45.00 | 1/16 - 7/8 | 1.50 - 20.00 | 1.20 - 50.00 | 2.00 - 20.00 | 1.50 - 20.00 | Set 10S | 1.00 - 12.00 |
| | | | | | | | | | | | | |
| | | | | | | | | | | | | |

| | 210 | 211 | 212 | 213 | 214 | 215 | 216 | 217 | 218 | 219 | 220 | 221 |
|---|---|---|---|---|---|---|---|---|---|---|---|---|
| 1.1 | ■18C | ■18C | ■18C | | ■18C | ■18C | ■18C | ■18C | | ■25C | ■25C | ■25C |
| 1.2 | ■14C | ■14C | ■14C | | ■14C | ■14C | ■14C | ■14C | | ■20C | ■20C | ■20C |
| 1.3 | ■11C | ■11C | ■11C | | ■11C | ■11C | ■11C | ■11C | | ■16C | ■16C | ■16C |
| 1.4 | ■10B | ■10B | ■10B | | ■10B | ■10B | ■10B | ■10B | | ■15B | ■15B | ■15B |
| 1.5 | ●5B | ●5B | ●5B | | ●5B | ●5B | ●5B | ●5B | | ●9B | ●9B | ●9B |
| 1.6 | ●4A | ●4A | ●4A | | ●4A | ●4A | ●4A | ●4A | | ●5A | ●5A | ●5A |
| 1.7 | | | | | | | | | | | | |
| 1.8 | | | | | | | | | | | | |
| 2.1 | ■8F | ■8F | ■8F | | ■8C | ■8C | ■8C | ■8C | | ■11C | ■11C | ■11C |
| 2.2 | | | | | | ●5B | ●5B | ●5B | | ●6B | ●6B | ●6B |
| 2.3 | | | | | | ●6B | ●6B | ●6B | | ●8B | ●8B | ●8B |
| 2.4 | | | | | | | | | | ●6B | ●6B | |
| 3.1 | ■14E | ■14E | ■14E | | ■14E | ■14E | ■14E | ■14E | ■16E | ●16E | ●16E | ●16E |
| 3.2 | ●11D | ●11D | ●11D | | ●11D | ●11D | ●11D | ●11D | ●15D | ●15D | ●15D | ●15D |
| 3.3 | ●10C | ●10C | ●10C | | ●10C | ●10C | ●10C | ●10C | ●13C | ●13C | ●13C | ●13C |
| 3.4 | ●9C | ●9C | ●9C | | ●9C | ●9C | ●9C | ●9C | ●11C | ●11C | ●11C | ●11C |
| 4.1 | ■11C | ■11C | ■11C | | ■11C | ■11C | ■11C | ■11C | ■11C | ●15C | ●15C | ●15C |
| 4.2 | ●5B | ●5B | ●5B | | ●5B | ●5B | ●5B | ●5B | | ■9B | ■9B | ■9B |
| 4.3 | ●4B | ●4B | ●4B | | ●4B | ●4B | ●4B | ●4B | | ●5B | ●5B | ●5B |
| 5.1 | ●5D | ●5D | ●5D | | ●5D | ●5D | ●5D | ●5D | | ■8D | ■8D | ■8D |
| 5.2 | ●3C | ●3C | ●3C | | ●3C | ●3C | ●3C | ●3C | | ●5C | ●5C | ●5C |
| 5.3 | ●2C | ●2C | ●2C | | ●2C | ●2C | ●2C | ●2C | | ●3C | ●3C | ●3C |
| 6.1 | ●18D | ●18D | ●18D | | ●18D | ●18D | ●18D | ●18D | | ●25D | ●25D | ●25D |
| 6.2 | ■20E | ■20E | ■20E | | ■20E | ■20E | ■20E | ■20E | ●28E | ●28E | ●28E | ●28E |
| 6.3 | ●18D | ●18D | ●18D | | ●18D | ●18D | ●18D | ●18D | ●25D | ●25D | ●25D | ●25D |
| 6.4 | ●11D | ●11D | ●11D | | ●11D | ●11D | ●11D | ●11D | ●14D | ●14D | ●14D | ●14D |
| 7.1 | ●23F | ●23F | ●23F | | ●23F | ●23F | ●23F | ●23F | | | | |
| 7.2 | ●18F | ●18F | ●18F | | ●18F | ●18F | ●18F | ●18F | | | | |
| 7.3 | | | | | | ●15E | ●15E | ●15E | | | | |
| 7.4 | | | | | | ●14D | ●14D | ●14D | | | | |
| 8.1 | | | | | | | | | | | | |
| 8.2 | ●21B | ●21B | ●21B | | ●21B | ●21B | ●21B | ●21B | ●30B | | | |
| 8.3 | | | | | | | | | | | | |
| 9.1 | | | | | | | | | | | | |
| 10.1 | | | | | | | | | | | | |

| | B156 | B170 | B901 | B157 | B953 | B161 | B101 | B162 | B121 | B954 | B955 | B956 | B957 |
|---|---|---|---|---|---|---|---|---|---|---|---|---|---|
| | | | | | | | | | | | | | |
| | HSS-E | HSS-E | HSS | HSS-E | HSS-E | HSS-E | HSS | HSS-E | HSS | HSS-E | HSS-E | HSS-E | |
| | | | ST | | | | ST | | | | ST | | |
| | DIN 212 | DIN 212 | BS 328 | DIN 212 | DIN 2179 | DIN 208 | BS 328 | DIN 208 | DIN 311 | DIN 2180 | DIN 219 | DIN 217 | |
| | | | | | | | | | | | | | |
| | | | | | | | | | | | | | |
| | B | B | B | E | | B | B | C | | | B | | |
| | H7 | | H7 | H7 | | H7 | H7 | H7 | k11 | | H7 | | |
| | | | | | 1:50 | | | | | 1:50 | | | |
| | | | | | | | | | | | | | |
| | | | | | | | | | | | | | |
| | | | | | | | | | | | | | |
| | 1.50 - 20.00 | 0.98 - 12.00 | 1.50 - 1/2 | 2.00 - 20.00 | 1.00 - 12.00 | 3.00 - 50.00 | 3.00 - 2" | 8.00 - 32.00 | 10.00 - 30.00 | 5.00 - 30.00 | 25.00 - 80.00 | 13.00 - 40.00 | N3 - N9 |
| | | | | | | | | | | | | | |
| | | | | | | | | | | | | | |
| | **222** | **223** | **225** | **226** | **227** | **228** | **229** | **230** | **231** | **232** | **233** | **234** | **235** |
| 1.1 | ■25C | ■25C | ■18C | ●25C | ●25C | ■25C | ■18C | ■18C | ■18C | ●25C | ■18C | | |
| 1.2 | ■20C | ■20C | ■14C | ●20C | ●20C | ■20C | ■14C | ■14C | ■14C | ●20C | ■14C | | |
| 1.3 | ■16C | ■16C | ■11C | ●16C | ●16C | ■16C | ■11C | ■11C | ■11C | ●16C | ■11C | | |
| 1.4 | ■15B | ■15B | ■10B | ●15B | ●15B | ■15B | ■10B | ■10B | ■10B | ●15B | ■10B | | |
| 1.5 | ●9B | ●9B | ●5B | ●9B | ●9B | ●9B | ●5B | ●5B | ●5B | ●9B | ●5B | | |
| 1.6 | ●5A | ●5A | ●4A | ●5A | ●5A | ●5A | ●4A | ●4A | ●4A | ●5A | ●4A | | |
| 1.7 | | | | | | | | | | | | | |
| 1.8 | | | | | | | | | | | | | |
| 2.1 | ■11C | ■11C | ■8C | ■11C | ■11C | ■11C | ■8C | ■8C | | ■11C | ■8C | | |
| 2.2 | ●6B | ●6B | | ■6B | ■6B | ●6B | | ●5B | | ■6B | ●5B | | |
| 2.3 | ●8B | ●8B | | ■8B | ■8B | ●8B | | ●6B | | ■8B | ●6B | | |
| 2.4 | | | | | | | | | | | | | |
| 3.1 | ●16E | ●16E | ■14E | | | ●16E | ■14E | ●14E | ■14E | | ●14E | | |
| 3.2 | ●15D | ●15D | ●11D | | | ●15D | ●11D | | ●11D | | | | |
| 3.3 | ●13C | ●13C | ●10C | | | ●13C | ●10C | | ●10C | | | | |
| 3.4 | ●11C | ●11C | ●9C | | | ●11C | ●9C | | ●9C | | | | |
| 4.1 | ●15C | ●15C | ■11C | ■15C | ■15C | ■15C | ■11C | ■11C | ■11C | ■15C | ■11C | | |
| 4.2 | ■9B | ■9B | ●5B | ■9B | ■9B | ●9B | ●5B | ●5B | | ■9B | ●5B | | |
| 4.3 | ●5B | ●5B | ●4B | ■5B | ■5B | ●5B | ●4B | ●4B | | ■5B | ●4B | | |
| 5.1 | ■8D | ■8D | ●5D | ■8D | ■8D | ■8D | ●5D | ■5D | | ■8D | ■5D | | |
| 5.2 | ●5C | ●5C | ●3C | ■5C | ■5C | ●5C | ●3C | ●3C | | ■5C | ●3C | | |
| 5.3 | ●3C | ●3C | ●2C | ■3C | ■3C | ●3C | ●2C | ●2C | | ■3C | ●2C | | |
| 6.1 | ●25D | ●25D | ●18D | ■25D | ■25D | ●25D | ●18D | ●18D | | ■25D | ●18D | | |
| 6.2 | ●28E | ●28E | ■20E | ●28E | ●28E | ●28E | ■20E | ●20E | | ●28E | ●20E | | |
| 6.3 | ●25D | ●25D | ●18D | | | ●25D | ●18D | | | | | | |
| 6.4 | ●14D | ●14D | ●11D | | | ●14D | ●11D | | | | | | |
| 7.1 | | | ●23F | ■28F | ■28F | | ●23F | ■23F | | ■28F | ●23F | | |
| 7.2 | | | ●18F | ■25F | ■25F | | ●18F | ■23F | | ■25F | ●18F | | |
| 7.3 | | | | ■20E | ■20E | | | ■15E | | ■20E | ●15E | | |
| 7.4 | | | | ■16D | ■16D | | | ■14D | | ■16D | ●14D | | |
| 8.1 | | | | ■30B | ■30B | | | ■21B | | ■30B | | | |
| 8.2 | | | ●21B | | | | ●21B | | ●21B | | ●21B | | |
| 8.3 | | | | | | | | | | | | | |
| 9.1 | | | | ●3A | ●3A | | | ●5A | | ●3A | | | |
| 10.1 | | | | | | | | | | | | | |

DORMER

| | G135 | G335 | G131 | G137 | G154 | G155 | G129 | G149 | G349 |
|---|---|---|---|---|---|---|---|---|---|
| | | | | | | | | | |
| | HSS | HSS | HSS | HSS | HSS | HSS | HSS | HSS-E | HSS-E |
| | | TiN | | | | | | | TiN |
| | DIN 334 C | DIN 334 C | DIN 334 A | DIN 334 D | DIN 335 C | DIN 335 D | D | D | D |
| | | | | | | | | | |
| | | | | | | | | | |
| | | | | | | | | | |
| | 60° | 60° | 60° | 60° | 82° | 82° | 90° | 90° | 90° |
| | | | | | | | | | |
| | | | | | | | | | |
| | | | | | | | | | |
| | | | | | | | | | |
| | 6.30 - 25.00 | 6.30 - 25.00 | 8.00 - 20.00 | 16.00 - 80.00 | 6.30 - 25.00 | 16.50 - 80.00 | 6.00 - 31.50 | 5.00 - 50.00 | 5.00 - 20.00 |
| | | | | | | | | | |
| | | | | | | | | | |
| | **236** | **236** | **237** | **238** | **239** | **240** | **241** | **242** | **242** |
| 1.1 | ■30F | ■50E | | ■30F | ■30F | ■30F | ■30D | ■30D | ■50D |
| 1.2 | ■25E | ■40E | | ■25E | ■25E | ■25E | ■25D | ■25D | ■40D |
| 1.3 | ■20D | ■30D | ■20E | ■20D | ■20D | ■20D | ■20C | ■20C | ■30C |
| 1.4 | ■15D | ●20D | ■15D | ■15D | ■15D | ■15D | ■15B | ■15B | ■20B |
| 1.5 | ■10B | ●15B | ■10D | ■10B | ■10B | ■10B | ■10A | ●10A | ■15A |
| 1.6 | ●6A | ●10B | ■6B | ●6A | ●6A | ●6A | ●6A | ●6A | ●10A |
| 1.7 | | | | | | | | | |
| 1.8 | | | | | | | | | |
| 2.1 | ●8C | | | ●8C | ●8C | ●8C | ●8B | ●8B | |
| 2.2 | ●6B | | | ●6B | ●6B | ●6B | ●6A | ●6A | |
| 2.3 | ●4A | | ●4B | ●4A | ●4A | ●4A | | | |
| 2.4 | | | | | | | | | |
| 3.1 | ●25F | ■45F | | ●25F | ●25F | ●25F | ●25D | ●25D | ■45D |
| 3.2 | ●15D | ■35D | | ●15D | ●15D | ●15D | ●15C | ●15C | ■35C |
| 3.3 | ●12C | ■30C | | ●12C | ●12C | ●12C | ●12A | ●12A | ■30A |
| 3.4 | ●8C | ■30C | ■8D | ●8C | ●8C | ●8C | ●8A | ●8A | ■30A |
| 4.1 | ■12C | ●20C | | ■12C | ■12C | ■12C | ■12B | ■12B | ●20B |
| 4.2 | ■10A | ●15A | ■8A | ■10A | ■10A | ■10A | ■10A | ■10A | ●15A |
| 4.3 | ■8A | ●10A | ■8A | ■8A | ■8A | ■8A | ●8A | ●8A | ●10A |
| 5.1 | ■12C | ●20C | | ■12C | ■12C | ■12C | ■12B | ■12B | ●20B |
| 5.2 | ■6B | ●10B | ■6C | ■6B | ■6B | ■6B | ■6A | ■6A | ●10A |
| 5.3 | ■4A | ●6A | ■4B | ■4A | ■4A | ■4A | ●4A | ●4A | ●6A |
| 6.1 | ■25D | ●40D | | ■25D | ■25D | ■25D | ■25B | ■25B | ●40B |
| 6.2 | ■20F | ●30F | | ■20F | ■20F | ■20F | ■20C | ■20C | ●30C |
| 6.3 | ■25F | ●40F | | ■25F | ■25F | ■25F | ■25C | ■25C | ●40C |
| 6.4 | ●10D | ●15D | ■10F | ●10D | ●10D | ●10D | ●10B | ●10B | ●15B |
| 7.1 | ●30G | ■50G | | ●30G | ●30G | ●30G | ■30D | ■30D | ■50D |
| 7.2 | ●25F | ■40F | | ●25F | ●25F | ●25F | ■25C | ■25C | ■40C |
| 7.3 | ●20F | ■30F | | ●20F | ●20F | ●20F | ●20C | ●20C | ■30C |
| 7.4 | ●10F | ■15F | | ●10F | ●10F | ●10F | ●10C | ●10C | ■15C |
| 8.1 | ●30G | ●50G | | ●30G | ●30G | ●30G | ●30D | ●30D | ●50D |
| 8.2 | ●20G | ●30G | | ●20G | ●20G | ●20G | ●20D | ●20D | ●30D |
| 8.3 | | | ●5G | | | | | | |
| 9.1 | | | | | | | | | |
| 10.1 | | | | | | | | | |

| | G142 | G136 | G336 | G560 | G139 | G236 | G237 | G132 |
|---|---|---|---|---|---|---|---|---|
| | | | | | | | | |
| | HSS | HSS | HSS | HSS | HSS | HSS | HSS | HSS |
| | | | TiN | TiAlN | | | TiAlN | |
| | DIN 335 C | DIN 335 C | DIN 335 C | DIN 335 C | DIN 335 C | DIN 335 C | DIN 335 C | DIN 335 A |
| | | | | | | | | |
| | | | | | | | | |
| | | | | | | | | |
| | 90° | 90° | 90° | 90° | 90° | 90° | 90° | 90° |
| | | | | | | | | |
| | | | | | | | | |
| | | | | | | | | |
| | | | | | | | | |
| | 4.80 - 31.00 | 4.30 - 31.00 | 5.00 - 31.00 | 6.30 - 31.00 | Set No.70 - Set No.72 | Set No.1 - Set No.2 | Set No.10 | 8.00 - 20.00 |
| | | | | | | | | |
| | | | | | | | | |
| | **243** | **244** | **245** | **245** | **246** | **246** | **247** | **248** |
| 249 | ■30F | ■30F | ■50F | ■50E | ■30F | ■30F | ■50E | |
| 1.2 | ■25E | ■25E | ■40E | ■40E | ■25E | ■25E | ■40E | |
| 1.3 | ●20D | ■20D | ■30D | ■30D | ■20D | ■20D | ■30D | ●20E |
| 1.4 | ●15D | ■15D | ■20D | ●20D | ■15D | ■15D | ●20D | ●15D |
| 1.5 | | ■10B | ■15B | ●15B | ■10B | ■10B | ●15B | ■10D |
| 1.6 | | ●6A | ●10A | ●10B | ●6A | ●6A | ●10B | ■6B |
| 1.7 | | | | | | | | |
| 1.8 | | | | | | | | |
| 2.1 | ■8C | ●8C | | | ●8C | ●8C | | |
| 2.2 | ■6B | ●6B | | | ●6B | ●6B | | |
| 2.3 | ■4A | ●4A | | | ●4A | ●4A | | ●4B |
| 2.4 | | | | | | | | |
| 3.1 | | ●25F | ■45F | ■45F | ●25F | ●25F | ■45F | |
| 3.2 | | ●15D | ■35D | ■35D | ●15D | ●15D | ■35D | |
| 3.3 | | ●12C | ■30C | ■30C | ●12C | ●12C | ■30C | |
| 3.4 | | ●8C | ■30C | ■30C | ●8C | ●8C | ■30C | ■8D |
| 4.1 | ■12C | ■12C | ●20C | ●20C | ■12C | ■12C | ●20C | |
| 4.2 | ●10A | ■10A | ●15A | ●15A | ■10A | ■10A | ●15A | ■8A |
| 4.3 | | ■8A | ●10A | ●10A | ■8A | ■8A | ●10A | ■8A |
| 5.1 | ■12C | ■12C | ●20C | ●20C | ■12C | ■12C | ●20C | |
| 5.2 | ●6B | ■6B | ●10B | ●10B | ■6B | ■6B | ●10B | ■6C |
| 5.3 | | ■4A | ●6A | ●6A | ■4A | ■4A | ●6A | ■4B |
| 6.1 | ■25D | ■25D | ●40D | ●40D | ■25D | ■25D | ●40D | |
| 6.2 | ■20F | ■20F | ●30F | ●30F | ■20F | ■20F | ●30F | |
| 6.3 | ●25F | ■25F | ●40F | ●40F | ■25F | ■25F | ●40F | |
| 6.4 | | ●10D | ●15D | ●15D | ●10D | ●10D | ●15D | ■10F |
| 7.1 | ■30G | ●30G | ■50G | ■50G | ●30G | ●30G | ■50G | |
| 7.2 | ■25F | ●25F | ■40F | ■40F | ●25F | ●25F | ■40F | |
| 7.3 | ●20F | ●20F | ■30F | ■30F | ●20F | ●20F | ■30F | |
| 7.4 | ●10F | ●10F | ■15F | ■15F | ●10F | ●10F | ■15F | |
| 8.1 | ■30G | ●30G | ●50G | ●50G | ●30G | ●30G | ●50G | |
| 8.2 | ■20G | ●20G | ●30G | ●30G | ●20G | ●20G | ●30G | |
| 8.3 | | | | | | | | ●5G |
| 9.1 | | | | | | | | |
| 10.1 | | | | | | | | |

DORMER

| | G138 | G338 | G170 | G171 | M138 | G314 | G125 | G126 | G127 |
|---|---|---|---|---|---|---|---|---|---|
| | | | | | | | | | |
| | HSS | HSS | HSS | HSS | HSS | HSS | HSS | HSS | HSS |
| | | TIN | | TiAlN | ST | | | ST | |
| | DIN 335 D | DIN 335 D | DIN 335 C | DIN 335 C | D | D | DIN 373 | DIN 375 | DIN 1868 |
| | | | | | | | | | |
| | | | | | | | | | |
| | | | | | | | | | |
| | 90° | 90° | 100° | 100° | 20° | 20° | 180° | 180° | |
| | | | | | | | | | |
| | | | | | | | | | |
| | | | | | | | | | |
| | | | | | | | | | |
| | 15.00 - 80.00 | 25.00 - 63.00 | 6.30 - 25.00 | 6.30 - 25.00 | N1 - N6 | 4.00 - 30.00 | 6.50 - 20.00 | 15.00 - 46.00 | 6.80 - 33.00 |
| | | | | | | | | | |
| | | | | | | | | | |
| | **249** | **249** | **250** | **250** | **251** | **252** | **253** | **254** | **255** |
| 1.1 | ■30F | ■50F | ■30F | ■50E | ■30D | ■30D | ■30E | ■30E | |
| 1.2 | ■25E | ■40E | ■25E | ■40E | ■25D | ■25D | ■25E | ■25E | |
| 1.3 | ■20D | ■30D | ■20D | ■30D | ■20C | ■20C | ■20D | ■20D | |
| 1.4 | ■15D | ■20D | ■15D | ●20D | ■15B | ■15B | ●15D | ●15D | |
| 1.5 | ■10B | ■15B | ■10B | ●15B | ●10A | ●10A | ●10C | ●10C | |
| 1.6 | ●6A | ●10A | ●6A | ●10B | ●6A | ●6A | ●6C | ●6C | |
| 1.7 | | | | | | | | | |
| 1.8 | | | | | | | | | |
| 2.1 | ●8C | | ●8C | | ●8B | ●8B | ■8D | ■8D | |
| 2.2 | ●6B | | ●6B | | ●6A | ●6A | ●6C | ●6C | |
| 2.3 | ●4A | | ●4A | | ●4A | ●4A | | | |
| 2.4 | | | | | | | | | |
| 3.1 | ●25F | ■45F | ●25F | ■45F | ●25D | ●25D | ■25E | ■25E | |
| 3.2 | ●15D | ■35D | ●15D | ■35D | ●15C | ●15C | ■15E | ■15E | |
| 3.3 | ●12C | ■30C | ●12C | ■30C | ●12A | ●12A | ●12D | ●12D | |
| 3.4 | ●8C | ■30C | ●8C | ■30C | ●8A | ●8A | ●8C | ●8C | |
| 4.1 | ■12C | ●20C | ■12C | ●20C | ■12B | ■12B | ●12E | ●12E | |
| 4.2 | ■10A | ●15A | ■10A | ●15A | ■10A | ■10A | ●10E | ●10E | |
| 4.3 | ■8A | ●10A | ■8A | ●10A | ■8A | ■8A | ●8E | ●8E | |
| 5.1 | ■12C | ●20C | ■12C | ●20C | ■12B | ■12B | ●12E | ●12E | |
| 5.2 | ■6B | ●10B | ■6B | ●10B | ■6A | ■6A | ●6C | ●6C | |
| 5.3 | ■4A | ●6A | ■4A | ●6A | ■4A | ■4A | ●4E | ●4E | |
| 6.1 | ■25D | ●40D | ■25D | ●40D | ■25B | ■25B | ●25C | ●25C | |
| 6.2 | ■20F | ●30F | ■20F | ●30F | ■20C | ■20C | ●20C | ●20C | |
| 6.3 | ■25F | ●40F | ■25F | ●40F | ■25C | ■25C | ●25C | ●25C | |
| 6.4 | ●10D | ●15D | ●10D | ●15D | ●10B | ●10B | | | |
| 7.1 | ●30G | ■50G | ●30G | ■50G | ■30D | ■30D | ■30G | ■30G | |
| 7.2 | ●25F | ■40F | ●25F | ■40F | ■25C | ■25C | ■25G | ■25G | |
| 7.3 | ●20F | ■30F | ●20F | ■30F | ●20C | ●20C | ●20G | ●20G | |
| 7.4 | ●10F | ■15F | ●10F | ■15F | ●10C | ●10C | ●10E | ●10E | |
| 8.1 | ●30G | ●50G | ●30G | ●50G | ■30D | ■30D | ■30C | ■30C | |
| 8.2 | ●20G | ●30G | ●20G | ●30G | ■20D | ■20D | ●20C | ●20C | |
| 8.3 | | | | | | | | | |
| 9.1 | | | | | | | | | |
| 10.1 | | | | | | | | | |

| | Ø mm | | | | | | | | | | | | |
|---|---|---|---|---|---|---|---|---|---|---|---|---|---|
| | 1,5 | 2 | 3 | 5 | 8 | 10 | 12 | 16 | 20 | 25 | 30 | 40 | 50 |
| A | 0,045 | 0,055 | 0,078 | 0,100 | 0,150 | 0,170 | 0,185 | 0,220 | 0,250 | 0,280 | 0,320 | 0,390 | 0,440 |
| B | 0,055 | 0,072 | 0,110 | 0,150 | 0,180 | 0,210 | 0,240 | 0,280 | 0,310 | 0,360 | 0,400 | 0,500 | 0,550 |
| C | 0,065 | 0,085 | 0,135 | 0,185 | 0,220 | 0,260 | 0,285 | 0,335 | 0,390 | 0,440 | 0,480 | 0,600 | 0,680 |
| D | 0,080 | 0,110 | 0,160 | 0,200 | 0,270 | 0,320 | 0,360 | 0,410 | 0,470 | 0,540 | 0,600 | 0,730 | 0,850 |
| E | 0,100 | 0,140 | 0,180 | 0,250 | 0,350 | 0,390 | 0,430 | 0,500 | 0,530 | 0,640 | 0,750 | 0,910 | 1,100 |
| F | 0,140 | 0,180 | 0,260 | 0,350 | 0,440 | 0,500 | 0,550 | 0,630 | 0,700 | 0,800 | 0,930 | 1,200 | 1,500 |
| mm/REV ± 15% | | | | | | | | | | | | | |

| Fn | Ø mm | | | | | | | | | |
|---|---|---|---|---|---|---|---|---|---|---|
| | 6 | 8 | 10 | 16 | 20 | 25 | 32 | 40 | 60 | 80 |
| A | 0.03 | 0.04 | 0.05 | 0.06 | 0.08 | 0.09 | 0.10 | 0.12 | 0.14 | 0.16 |
| B | 0.04 | 0.05 | 0.06 | 0.08 | 0.10 | 0.12 | 0.14 | 0.16 | 0.18 | 0.20 |
| C | 0.05 | 0.06 | 0.08 | 0.10 | 0.12 | 0.14 | 0.16 | 0.18 | 0.20 | 0.22 |
| D | 0.06 | 0.08 | 0.10 | 0.12 | 0.15 | 0.18 | 0.20 | 0.22 | 0.25 | 0.28 |
| E | 0.08 | 0.10 | 0.12 | 0.15 | 0.18 | 0.20 | 0.25 | 0.27 | 0.30 | 0.32 |
| F | 0.09 | 0.11 | 0.13 | 0.16 | 0.19 | 0.21 | 0.26 | 0.29 | 0.33 | 0.36 |
| G | 0.10 | 0.12 | 0.15 | 0.18 | 0.20 | 0.22 | 0.28 | 0.32 | 0.36 | 0.40 |
| H | 0.12 | 0.15 | 0.18 | 0.20 | 0.22 | 0.25 | 0.30 | 0.35 | 0.40 | 0.45 |
| mm/N | | | | | | | | | | |

● General guidelines for stock removal when pre-drilling holes ● Allgemeine Richtlinien für Materialabtragung beim Vorbohren ● Algemene richtijn voor materiaal afname bij voorboren ● Préconisations de surépaisseur de perçage avant alésage ● Guía general para la eliminación de material cuando existe agujero pre-taladrado ● Regras gerais para material a ser removido durante a furação

| | Ø (mm) | | | | |
|---|---|---|---|---|---|
| | 3 - 5mm | 5.1 - 10mm | 10.1 - 20mm | 20.1 - 30mm | > 30mm |
| 1.1 | 0.1-0.2 | 0.2 | 0.2-0.3 | 0.3-0.4 | 0.4-.05 |
| 1.2 | 0.1-0.2 | 0.2 | 0.2-0.3 | 0.3-0.4 | 0.4-.05 |
| 1.3 | 0.1-0.2 | 0.2 | 0.2-0.3 | 0.3-0.4 | 0.4-.05 |
| 1.4 | 0.1-0.2 | 0.2 | 0.2 | 0.3 | 0.3-0.4 |
| 1.5 | 0.1-0.2 | 0.2 | 0.2 | 0.3 | 0.3-0.4 |
| 1.6 | 0.1-0.2 | 0.2 | 0.2 | 0.3 | 0.3-0.4 |
| 1.7 | 0.1-0.2 | 0.2 | 0.2 | 0.3 | 0.3-0.4 |
| 1.8 | 0.1-0.2 | 0.2 | 0.2 | 0.3 | 0.3-0.4 |
| 2.1 | 0.1-0.2 | 0.2 | 0.2 | 0.3 | 0.3-0.4 |
| 2.2 | 0.1-0.2 | 0.2 | 0.2 | 0.3 | 0.3-0.4 |
| 2.3 | 0.1-0.2 | 0.2 | 0.2 | 0.3 | 0.3-0.4 |
| 2.4 | 0.1-0.2 | 0.2 | 0.2 | 0.3 | 0.3-0.4 |
| 3.1 | 0.1-0.2 | 0.2 | 0.2-0.3 | 0.3-0.4 | 0.4-0.5 |
| 3.2 | 0.1-0.2 | 0.2 | 0.2-0.3 | 0.3-0.4 | 0.4-0.5 |
| 3.3 | 0.1-0.2 | 0.2 | 0.3 | 0.4 | 0.5 |
| 3.4 | 0.1-0.2 | 0.2 | 0.3 | 0.4 | 0.5 |
| 4.1 | 0.1-0.2 | 0.2 | 0.2-0.3 | 0.3-0.4 | 0.3-0.4 |
| 4.2 | 0.1-0.2 | 0.2 | 0.2 | 0.3 | 0.3-0.4 |
| 4.3 | 0.1-0.2 | 0.2 | 0.2 | 0.3 | 0.3-0.4 |
| 5.1 | 0.1-0.2 | 0.2 | 0.2-0.3 | 0.3-0.4 | 0.4-.05 |
| 5.2 | 0.1-0.2 | 0.2 | 0.2 | 0.3 | 0.3-0.4 |
| 5.3 | 0.1-0.2 | 0.2 | 0.2 | 0.3 | 0.3-0.4 |
| 6.1 | 0.1-0.2 | 0.2-0.3 | 0.3-0.4 | 0.4-0.5 | 0.5 |
| 6.2 | 0.1-0.2 | 0.2 | 0.2-0.3 | 0.3 | 0.3-0.4 |
| 6.3 | 0.1-0.2 | 0.2 | 0.2-0.3 | 0.3 | 0.3-0.4 |
| 6.4 | 0.1-0.2 | 0.2 | 0.2-0.3 | 0.3 | 0.3-0.4 |
| 7.1 | 0.1-0.2 | 0.2-0.3 | 0.3-0.4 | 0.4-0.5 | 0.5 |
| 7.2 | 0.1-0.2 | 0.2-0.3 | 0.3-0.4 | 0.4-0.5 | 0.5 |
| 7.3 | 0.1-0.2 | 0.2-0.3 | 0.3-0.4 | 0.4-0.5 | 0.5 |
| 7.4 | 0.1-0.2 | 0.2-0.3 | 0.3-0.4 | 0.4-0.5 | 0.5 |
| 8.1 | 0.1-0.2 | 0.3 | 0.4 | 0.4-0.5 | 0.5 |
| 8.2 | 0.1-0.2 | 0.2 | 0.2 | 0.3 | 0.3-0.4 |
| 8.3 | 0.1-0.2 | 0.2 | 0.2 | 0.3 | 0.3-0.4 |
| 9.1 | 0.1-0.2 | 0.2 | 0.2 | 0.3 | 0.3-0.4 |
| 10.1 | 0.1-0.2 | 0.2 | 0.2-0.3 | 0.3-04. | 0.4-0.5 |

For adjustable or blade reamers reduce stock removal by 30%. For quick helix reamers increase by 50% / Für verstellbare Reibahlen die Materialabtragung um 30% reduzieren. Für Schälreibahlen um 50% erhöhen. / Voor verstelbare ruimers de materiaal afname met 30% reduceren. Voor schilruimers met 50% verhogen. / Pour les alésoirs expansibles ou brasés réduire l'avance de 30%. Pour les alésoirs à hélice rapide augmenter de 50%. / Para escariadores ajustables y con cuchillas reducir la eliminación de material un 30%.Para escariadores de hélice rápida incrementar un 50% / Para alargadores ajustáveis reduza o sobremetal em 30%. Para alargadores com hélice rápida aumente em 50%

# B100

- Hand Reamer
- Handreibahle
- Handruimer
- Alésoir à main
- Escariador de mano
- Mandril Manual

## B100

d2=d1 with tolerance e9 / d2=d1 mit Toleranz e9 / d2=d1 met tolerantie e9 / d2=d1 en tolérance e9 / d2=d1 con tolerancia e9 / d2=d1 tolerância e9

■ 1.1 1.2 1.3 1.4 2.1 3.1 4.1 6.2

● 1.5 1.6 3.2 3.3 3.4 4.2 4.3 5.1 5.2 5.3 6.1 6.3 6.4 7.1 7.2 8.2

| $d_1$ Ø Inch | $d_1$ Ø mm | $l_1$ mm | $l_2$ mm | z | a mm | e-Code |
|---|---|---|---|---|---|---|
| | 1.50 | 41 | 20 | 3 | 1.12 | **B1001.5** |
| **1/16** | 1.59 | 41 | 20 | 3 | 1.12 | **B1001/16** |
| | 1.60 | 44 | 21 | 3 | 1.25 | **B1001.6** |
| **5/64** | 1.98 | 47 | 23 | 4 | 1.40 | **B1005/64** |
| | 2.00 | 50 | 25 | 4 | 1.60 | **B1002.0** |
| **3/32** | 2.38 | 54 | 27 | 4 | 1.80 | **B1003/32** |
| | 2.50 | 58 | 29 | 4 | 2.10 | **B1002.5** |
| **7/64** | 2.78 | 62 | 31 | 6 | 2.10 | **B1007/64** |
| | 3.00 | 62 | 31 | 6 | 2.40 | **B1003.0** |
| **1/8** | 3.18 | 66 | 33 | 6 | 2.40 | **B1001/8** |
| | 3.20 | 66 | 33 | 6 | 2.40 | **B1003.2** |
| | 3.50 | 71 | 35 | 6 | 2.70 | **B1003.5** |
| **9/64** | 3.57 | 71 | 35 | 6 | 2.70 | **B1009/64** |
| **5/32** | 3.97 | 76 | 38 | 6 | 3.00 | **B1005/32** |
| | 4.00 | 76 | 38 | 6 | 3.00 | **B1004.0** |
| **11/64** | 4.37 | 81 | 41 | 6 | 3.40 | **B10011/64** |
| | 4.50 | 81 | 41 | 6 | 3.40 | **B1004.5** |
| **3/16** | 4.76 | 87 | 44 | 6 | 3.80 | **B1003/16** |
| | 5.00 | 87 | 44 | 6 | 3.80 | **B1005.0** |
| **13/64** | 5.16 | 87 | 44 | 6 | 3.80 | **B10013/64** |
| | 5.50 | 93 | 47 | 6 | 4.30 | **B1005.5** |
| **7/32** | 5.56 | 93 | 47 | 6 | 4.30 | **B1007/32** |
| **15/64** | 5.95 | 93 | 47 | 6 | 4.90 | **B10015/64** |
| | 6.00 | 93 | 47 | 6 | 4.90 | **B1006.0** |
| **1/4** | 6.35 | 100 | 50 | 6 | 4.90 | **B1001/4** |
| | 6.50 | 100 | 50 | 6 | 4.90 | **B1006.5** |
| **17/64** | 6.75 | 107 | 54 | 6 | 5.50 | **B10017/64** |
| | 7.00 | 107 | 54 | 6 | 5.50 | **B1007.0** |
| **9/32** | 7.14 | 107 | 54 | 6 | 6.20 | **B1009/32** |
| | 7.50 | 107 | 54 | 6 | 6.20 | **B1007.5** |
| **19/64** | 7.54 | 115 | 58 | 6 | 6.20 | **B10019/64** |
| **5/16** | 7.94 | 115 | 58 | 6 | 6.20 | **B1005/16** |
| | 8.00 | 115 | 58 | 6 | 6.20 | **B1008.0** |
| **21/64** | 8.33 | 115 | 58 | 6 | 7.00 | **B10021/64** |
| | 8.50 | 115 | 58 | 6 | 7.00 | **B1008.5** |
| **11/32** | 8.73 | 124 | 62 | 6 | 7.00 | **B10011/32** |
| | 9.00 | 124 | 62 | 6 | 7.00 | **B1009.0** |
| **23/64** | 9.13 | 124 | 62 | 6 | 8.00 | **B10023/64** |
| | 9.50 | 124 | 62 | 6 | 8.00 | **B1009.5** |
| **3/8** | 9.53 | 124 | 62 | 6 | 8.00 | **B1003/8** |
| **25/64** | 9.92 | 133 | 66 | 6 | 8.00 | **B10025/64** |
| | 10.00 | 133 | 66 | 6 | 8.00 | **B10010.0** |
| **13/32** | 10.32 | 133 | 66 | 6 | 8.00 | **B10013/32** |
| | 10.50 | 133 | 66 | 6 | 8.00 | **B10010.5** |
| | 11.00 | 142 | 71 | 6 | 9.00 | **B10011.0** |
| **7/16** | 11.11 | 142 | 71 | 6 | 9.00 | **B1007/16** |

| $d_1$ Ø Inch | $d_1$ Ø mm | $l_1$ mm | $l_2$ mm | z | a mm | e-Code |
|---|---|---|---|---|---|---|
| | 11.50 | 142 | 71 | 6 | 9.00 | **B10011.5** |
| | 12.00 | 152 | 76 | 6 | 9.00 | **B10012.0** |
| | 12.50 | 152 | 76 | 6 | 10.00 | **B10012.5** |
| **1/2** | 12.70 | 152 | 76 | 6 | 10.00 | **B1001/2** |
| | 13.00 | 152 | 76 | 6 | 10.00 | **B10013.0** |
| **17/32** | 13.49 | 163 | 81 | 8 | 11.00 | **B10017/32** |
| | 13.50 | 163 | 81 | 8 | 11.00 | **B10013.5** |
| | 14.00 | 163 | 81 | 8 | 11.00 | **B10014.0** |
| **9/16** | 14.29 | 163 | 81 | 8 | 11.00 | **B1009/16** |
| | 14.50 | 163 | 81 | 8 | 11.00 | **B10014.5** |
| | 15.00 | 163 | 81 | 8 | 12.00 | **B10015.0** |
| **19/32** | 15.08 | 163 | 81 | 8 | 12.00 | **B10019/32** |
| **5/8** | 15.88 | 175 | 87 | 8 | 12.00 | **B1005/8** |
| | 16.00 | 175 | 87 | 8 | 12.00 | **B10016.0** |
| | 17.00 | 175 | 87 | 8 | 13.00 | **B10017.0** |
| **11/16** | 17.46 | 188 | 93 | 8 | 14.50 | **B10011/16** |
| | 18.00 | 188 | 93 | 8 | 14.50 | **B10018.0** |
| | 19.00 | 188 | 93 | 8 | 14.50 | **B10019.0** |
| **3/4** | 19.05 | 188 | 93 | 8 | 14.50 | **B1003/4** |
| | 20.00 | 201 | 100 | 8 | 16.00 | **B10020.0** |
| **13/16** | 20.64 | 201 | 100 | 8 | 16.00 | **B10013/16** |
| | 21.00 | 201 | 100 | 8 | 16.00 | **B10021.0** |
| | 22.00 | 215 | 107 | 8 | 18.00 | **B10022.0** |
| **7/8** | 22.23 | 215 | 107 | 8 | 18.00 | **B1007/8** |
| | 23.00 | 215 | 107 | 8 | 18.00 | **B10023.0** |
| | 24.00 | 231 | 115 | 8 | 18.00 | **B10024.0** |
| | 25.00 | 231 | 115 | 8 | 20.00 | **B10025.0** |
| **1“** | 25.40 | 231 | 115 | 8 | 20.00 | **B1001** |
| | 26.00 | 231 | 115 | 8 | 20.00 | **B10026.0** |
| | 27.00 | 247 | 124 | 10 | 22.00 | **B10027.0** |
| | 28.00 | 247 | 124 | 10 | 22.00 | **B10028.0** |
| | 29.00 | 247 | 124 | 10 | 22.00 | **B10029.0** |
| | 30.00 | 247 | 124 | 10 | 24.00 | **B10030.0** |
| | 31.00 | 265 | 133 | 10 | 24.00 | **B10031.0** |
| | 32.00 | 265 | 133 | 10 | 24.00 | **B10032.0** |
| | 33.00 | 265 | 133 | 10 | 26.00 | **B10033.0** |
| | 34.00 | 284 | 142 | 10 | 26.00 | **B10034.0** |
| | 35.00 | 284 | 142 | 10 | 29.00 | **B10035.0** |
| | 36.00 | 284 | 142 | 10 | 29.00 | **B10036.0** |
| | 37.00 | 284 | 142 | 10 | 29.00 | **B10037.0** |
| | 38.00 | 305 | 152 | 10 | 29.00 | **B10038.0** |
| | 39.00 | 305 | 152 | 10 | 32.00 | **B10039.0** |
| | 40.00 | 305 | 152 | 10 | 32.00 | **B10040.0** |
| | 45.00 | 326 | 163 | 12 | 35.00 | **B10045.0** |
| | 50.00 | 347 | 174 | 12 | 39.00 | **B10050.0** |

# B341

- Adjustable Hand Reamer
- Handreibahle, verstellbar
- Handruimer - nastelbaar
- Alesoir main réglable
- Escariador de mano ajustable
- Mandril Manual Ajustável

## B341

d2=d1 with tolerance e9, adjustment Range 1/100 of Diameter / d2=d1 mit Toleranz e9, einstellbereich 1/100 Durchmesser / d2=d1 met tolerantie e9, instelbereik 1/100 diameter / d2=d1 en tolérance e9, gamme complémentaire au 1/100 / d2=d1 con tolerancia e9, gama de ajuste 1/100 del Diámetro / d2=d1 tolerância e9

■ 1.1 1.2 1.3 1.4 2.1 3.1 4.1 6.2

● 1.5 1.6 3.2 3.3 3.4 4.2 4.3 5.1 5.2 5.3 6.1 6.3 6.4 7.1 7.2 8.2

| $d_1$ Ø mm | $l_1$ mm | $l_2$ mm | z | a mm | e-Code |
|---|---|---|---|---|---|
| **6.0** | 93 | 33 | 6 | 4.9 | **B3416.0** |
| **7.0** | 107 | 38 | 9 | 5.5 | **B3417.0** |
| **8.0** | 115 | 42 | 9 | 6.2 | **B3418.0** |
| **10.0** | 133 | 50 | 9 | 8.0 | **B34110.0** |
| **11.0** | 142 | 51 | 9 | 9.0 | **B34111.0** |
| **12.0** | 152 | 56 | 9 | 9.0 | **B34112.0** |

| $d_1$ Ø mm | $l_1$ mm | $l_2$ mm | z | a mm | e-Code |
|---|---|---|---|---|---|
| **14.0** | 163 | 61 | 9 | 11.0 | **B34114.0** |
| **16.0** | 175 | 67 | 9 | 12.0 | **B34116.0** |
| **18.0** | 188 | 68 | 9 | 14.5 | **B34118.0** |
| **20.0** | 201 | 75 | 9 | 16.0 | **B34120.0** |

# B334

- Hand Reamer Quickly Adjustable
- Verstellbare-Handreibahle
- Verstelbare handruimers
- Alésoirs à main expansibles
- Escariador de mano Extensibles
- Mandril Manual Expansível

## B334

■ 1.1 1.2 1.3 1.4 2.1 3.1 4.1 6.2

● 1.5 1.6 3.2 3.3 3.4 4.2 4.3 5.1 5.2 5.3 6.1 6.3 6.4 7.1 7.2 8.2

| Nr. | d min-max mm | $l_1$ mm | $l_2$ mm | z | a mm | e-Code |
|---|---|---|---|---|---|---|
| **000** | 6.4 - 7.2 | 110 | 32 | 4 | 3.0 | **B334000** |
| **00** | 7.2 - 8.0 | 110 | 32 | 4 | 3.4 | **B33400** |
| **0** | 8.0 - 9.0 | 115 | 34 | 5 | 3.8 | **B3340** |
| **1** | 9.0 - 10.0 | 115 | 34 | 5 | 4.3 | **B3341** |
| **2** | 10.0 - 11.0 | 115 | 34 | 5 | 4.9 | **B3342** |
| **3** | 11.0 - 12.0 | 125 | 35 | 5 | 4.9 | **B3343** |
| **4** | 12.0 - 13.5 | 135 | 41 | 5 | 6.2 | **B3344** |
| **5** | 13.5 - 15.5 | 146 | 50 | 5 | 7.0 | **B3345** |
| **6** | 15.5 - 18.0 | 166 | 60 | 5 | 8.0 | **B3346** |
| **7** | 18.0 - 21.0 | 178 | 65 | 5 | 9.0 | **B3347** |

| Nr. | d min-max mm | $l_1$ mm | $l_2$ mm | z | a mm | e-Code |
|---|---|---|---|---|---|---|
| **8** | 21.0 - 24.0 | 195 | 76 | 5 | 11.0 | **B3348** |
| **9** | 24.0 - 27.5 | 218 | 82 | 5 | 12.0 | **B3349** |
| **10** | 27.5 - 31.5 | 245 | 86 | 5 | 14.5 | **B33410** |
| **11** | 31.5 - 37.0 | 280 | 98 | 6 | 18.0 | **B33411** |
| **12** | 37.0 - 45.0 | 325 | 108 | 6 | 20.0 | **B33412** |
| **13** | 45.0 - 55.0 | 370 | 118 | 6 | 26.0 | **B33413** |
| **14** | 55.0 - 67.0 | 400 | 125 | 6 | 32.0 | **B33414** |
| **15** | 67.0 - 80.0 | 435 | 140 | 8 | 39.0 | **B33415** |
| **16** | 80.0 - 95.0 | 475 | 155 | 8 | 49.0 | **B33416** |

# B335

- Hand Reamer Quickly Adjustable - Spare Parts (B334)
- Accessoires pour alésoirs à main expansibles (B334)
- Ersatzteile für B334
- Accesorios para el porta-escariador tipo B334
- Verstelbare handruimers - reserve onderdelen (B334)
- Acessórios de Substituição p/ B334

BLADES

NUT

## B335

HSS D

| Nr. | e-Code |
|---|---|
| 000 | B335000BLADES |
| 000 | B335000NUT |
| 00 | B33500BLADES |
| 00 | B33500NUT |
| 0 | B3350BLADES |
| 0 | B3350NUT |
| 1 | B3351BLADES |
| 1 | B3351NUT |
| 2 | B3352BLADES |
| 2 | B3352NUT |
| 3 | B3353BLADES |
| 3 | B3353NUT |
| 4 | B3354BLADES |
| 4 | B3354NUT |
| 5 | B3355BLADES |
| 5 | B3355NUT |
| 6 | B3356BLADES |
| 6 | B3356NUT |
| 7 | B3357BLADES |
| 7 | B3357NUT |

| Nr. | e-Code |
|---|---|
| 8 | B3358BLADES |
| 8 | B3358NUT |
| 9 | B3359BLADES |
| 9 | B3359NUT |
| 10 | B33510BLADES |
| 10 | B33510NUT |
| 11 | B33511BLADES |
| 11 | B33511NUT |
| 12 | B33512BLADES |
| 12 | B33512NUT |
| 13 | B33513BLADES |
| 13 | B33513NUT |
| 14 | B33514BLADES |
| 14 | B33514NUT |
| 15 | B33515BLADES |
| 15 | B33515NUT |
| 16 | B33516BLADES |
| 16 | B33516NUT |

# B951

- Hand Taper Reamer
- Handreibahle, konisch, spiralgenutet
- Conische handruimer
- Alésoir à main conique
- Escariador conico de mano
- Mandril Manual Cónico

## B951

■ 1.1 1.2 1.3 1.4 2.1 3.1 4.1 6.2

● 1.5 1.6 3.2 3.3 3.4 4.2 4.3 5.1 5.2 5.3 6.1 6.3 6.4 7.1 7.2 8.2

| $d_2$ Ø mm | $d_1$ Ø mm | $l_1$ mm | $l_2$ mm | z | a mm | $d_3$ Ø$h_{11}$ mm | e-Code |
|---|---|---|---|---|---|---|---|
| **10** | 3 | 100 | 70 | 5 | 6.2 | 8 | **B95110.0** |
| **15** | 5 | 140 | 100 | 7 | 10.0 | 13 | **B95115.0** |
| **25** | 10 | 195 | 150 | 9 | 16.0 | 21 | **B95125.0** |
| **35** | 15 | 250 | 200 | 11 | 24.0 | 30 | **B95135.0** |

| $d_2$ Ø mm | $d_1$ Ø mm | $l_1$ mm | $l_2$ mm | z | a mm | $d_3$ Ø$h_{11}$ mm | e-Code |
|---|---|---|---|---|---|---|---|
| **45** | 20 | 275 | 220 | 11 | 32.0 | 40 | **B95145.0** |

# B301

DORMER

- Hand Taper Pin Reamer
- Alésoir à main conique
- Handreibahle, konisch
- Escariador de mano para pasadores cónicos
- Pengat handruimers
- Mandril Manual Cónico p/ Cavilhas

## B301

■ 1.1 1.2 1.3 1.4 2.1 3.1 4.1 6.2

● 1.5 1.6 2.2 2.3 3.2 3.3 3.4 4.2 4.3 5.1 5.2 5.3 6.1 6.3 6.4 7.1 7.2 7.3 7.4 8.2

| nom Ø | $d_1$ Ø mm | $l_1$ mm | $l_2$ mm | z | a mm | $d_2$ Ø mm | e-Code | |
|---|---|---|---|---|---|---|---|---|
| **1/16** | 1.10 | 51 | 25 | 4 | 1.2 | 1.63 | **B3011/16** | 1) |
| **5/64** | 1.50 | 51 | 25 | 4 | 1.6 | 2.03 | **B3015/64** | 1) |
| **3/32** | 1.75 | 57 | 32 | 4 | 2.0 | 2.41 | **B3013/32** | 1) |
| **7/64** | 2.03 | 64 | 38 | 4 | 2.2 | 2.82 | **B3017/64** | 1) |
| **1/8** | 2.30 | 70 | 44 | 4 | 2.5 | 3.23 | **B3011/8** | 1) |
| **9/64** | 2.64 | 73 | 48 | 4 | 2.8 | 3.63 | **B3019/64** | 1) |
| **5/32** | 2.95 | 76 | 51 | 4 | 3.1 | 4.01 | **B3015/32** | 1) |
| **11/64** | 3.23 | 89 | 57 | 4 | 3.6 | 4.42 | **B30111/64** | 1) |
| **3/16** | 3.50 | 102 | 70 | 4 | 4.0 | 4.95 | **B3013/16** | 1) |
| **7/32** | 4.13 | 102 | 70 | 6 | 4.5 | 5.59 | **B3017/32** | 1) |
| **1/4** | 4.64 | 117 | 86 | 6 | 5.0 | 6.43 | **B3011/4** | 2) |
| **9/32** | 5.23 | 143 | 105 | 6 | 5.6 | 7.42 | **B3019/32** | 2) |
| **5/16** | 5.84 | 143 | 105 | 6 | 6.3 | 8.03 | **B3015/16** | 2) |
| **11/32** | 6.43 | 152 | 114 | 6 | 7.1 | 8.81 | **B30111/32** | 2) |
| **3/8** | 7.03 | 165 | 127 | 6 | 8.0 | 9.68 | **B3013/8** | 2) |
| **13/32** | 7.42 | 191 | 146 | 6 | 8.0 | 10.46 | **B30113/32** | 2) |
| **7/16** | 8.21 | 191 | 146 | 6 | 9.0 | 11.25 | **B3017/16** | 2) |
| **1/2** | 9.41 | 210 | 165 | 6 | 10.0 | 12.85 | **B3011/2** | 2) |
| **9/16** | 10.93 | 216 | 171 | 6 | 11.2 | 14.50 | **B3019/16** | 2) |
| **5/8** | 12.11 | 235 | 191 | 6 | 12.5 | 16.08 | **B3015/8** | 2) |
| **3/4** | 14.67 | 273 | 222 | 6 | 16.0 | 19.30 | **B3013/4** | 2) |
| **7/8** | 17.45 | 305 | 241 | 6 | 18.0 | 22.48 | **B3017/8** | 2) |

1) Limit of tolerance +0.0030 / Toleranz +0.0030 / Tolerantie +0.0030 / Tolérance +0.0030 / Límite de tolerancia +0.0030 / Limite de tolerância +0.0030

2) Limit of tolerance +0.0050 / Toleranz +0.0050 / Tolerantie +0.0050 / Tolérance +0.0050 / Límite de tolerancia +0.0050 / Limite de tolerância +0.0050

# B903

- Hand Taper Pin Reamer
- Handreibahle, konisch
- Pengat handruimers
- Alésoir à main conique
- Escariador de mano para pasadores cónicos
- Mandril Manual Cónico p/ Cavilhas

## B903

■ 1.1 1.2 1.3 1.4 2.1 3.1 4.1 6.2

● 1.5 1.6 2.2 2.3 3.2 3.3 3.4 4.2 4.3 5.1 5.2 5.3 6.1 6.3 6.4 7.1 7.2 7.3 7.4 8.2

| nom Ø | $d_1$ Ø mm | $d_2$ Ø mm | $l_1$ mm | $l_2$ mm | z | a mm | $d_3$ Ø$h_{11}$ mm | e-Code | |
|---|---|---|---|---|---|---|---|---|---|
| **1.5** | 1.40 | 2.14 | 57 | 37 | 4 | 1.80 | 2.14 | **B9031.5** | 1) |
| **2.0** | 1.90 | 2.86 | 68 | 48 | 4 | 2.24 | 2.86 | **B9032.0** | 1) |
| **2.5** | 2.40 | 3.36 | 68 | 48 | 4 | 2.80 | 3.36 | **B9032.5** | 1) |
| **3.0** | 2.90 | 4.06 | 80 | 58 | 4 | 3.15 | 4.00 | **B9033.0** | 1) |
| **4.0** | 3.90 | 5.26 | 93 | 68 | 4 | 4.00 | 5.00 | **B9034.0** | 1) |
| **5.0** | 4.90 | 6.36 | 100 | 73 | 4 | 5.00 | 6.30 | **B9035.0** | 1) |
| **6.0** | 5.90 | 8.00 | 135 | 105 | 6 | 6.30 | 7.90 | **B9036.0** | 2) |
| **8.0** | 7.90 | 10.80 | 180 | 145 | 6 | 8.00 | 10.50 | **B9038.0** | 2) |
| **10.0** | 9.90 | 13.40 | 215 | 175 | 6 | 10.00 | 13.30 | **B90310.0** | 2) |
| **12.0** | 11.80 | 16.00 | 255 | 210 | 8 | 11.20 | 16.00 | **B90312.0** | 2) |
| **13.0** | 12.86 | 16.74 | 255 | 210 | 8 | 12.50 | 16.74 | **B90313.0** | 2) |
| **14.0** | 13.86 | 17.74 | 255 | 210 | 8 | 12.50 | 17.74 | **B90314.0** | 2) |
| **16.0** | 15.80 | 20.40 | 280 | 230 | 8 | 14.00 | 20.40 | **B90316.0** | 2) |
| **20.0** | 19.80 | 24.80 | 310 | 250 | 8 | 18.00 | 24.80 | **B90320.0** | 2) |

1) Limit of tolerance +0.0750 / Toleranz +0.0750 / Tolerantie +0.0750 / Tolérance +0.0750 / Límite de tolerancia +0.0750 / Limite de tolerância +0.0750

2) Limit of tolerance +0.1250 / Toleranz +0.1250 / Tolerantie +0.1250 / Tolérance +0.1250 / Límite de tolerancia +0.1250 / Limite de tolerância +0.1250

# B952

DORMER

- Hand Taper Pin Reamer
- Alésoir à main conique
- Handreibahle, konisch
- Escariador de mano para pasadores cónicos
- Pengat handruimers
- Mandril Manual Cónico p/ Cavilhas

## B952

■ 1.1 1.2 1.3 1.4 2.1 3.1 4.1 6.2

● 1.5 1.6 2.2 2.3 3.2 3.3 3.4 4.2 4.3 5.1 5.2 5.3 6.1 6.3 6.4 7.1 7.2 7.3 7.4 8.2

| nom Ø | $d_1$ Ø mm | $d_2$ Ø mm | $l_1$ mm | $l_2$ mm | z | a mm | $d_3$ Ø$h_{11}$ mm | e-Code | |
|---|---|---|---|---|---|---|---|---|---|
| **1.2** | 1.1 | 1.74 | 50 | 32 | 3 | 2.4 | 3.15 | **B9521.2** | 1) |
| **1.5** | 1.4 | 2.14 | 57 | 37 | 3 | 2.4 | 3.15 | **B9521.5** | 1) |
| **2.0** | 1.9 | 2.86 | 68 | 48 | 3 | 2.4 | 3.15 | **B9522.0** | 1) |
| **2.5** | 2.4 | 3.36 | 68 | 48 | 4 | 2.4 | 3.15 | **B9522.5** | 1) |
| **3.0** | 2.9 | 4.06 | 80 | 58 | 5 | 3.0 | 4.00 | **B9523.0** | |
| **3.5** | 3.4 | 4.66 | 87 | 63 | 5 | 3.4 | 4.50 | **B9523.5** | |
| **4.0** | 3.9 | 5.26 | 93 | 68 | 5 | 3.8 | 5.00 | **B9524.0** | |
| **4.5** | 4.4 | 5.80 | 95 | 70 | 5 | 4.3 | 5.60 | **B9524.5** | |
| **5.0** | 4.9 | 6.36 | 100 | 73 | 5 | 4.9 | 6.30 | **B9525.0** | |
| **5.5** | 5.4 | 7.20 | 118 | 90 | 6 | 5.5 | 7.10 | **B9525.5** | |
| **6.0** | 5.9 | 8.00 | 135 | 105 | 6 | 6.2 | 8.00 | **B9526.0** | |
| **6.5** | 6.4 | 8.60 | 140 | 110 | 6 | 6.2 | 8.00 | **B9526.5** | |
| **7.0** | 6.9 | 9.40 | 160 | 125 | 6 | 7.0 | 9.00 | **B9527.0** | |
| **8.0** | 7.9 | 10.8 | 180 | 145 | 6 | 8.0 | 10.00 | **B9528.0** | |
| **9.0** | 8.9 | 12.1 | 195 | 160 | 6 | 9.0 | 11.20 | **B9529.0** | |
| **10.0** | 9.9 | 13.4 | 215 | 175 | 6 | 10.0 | 12.50 | **B95210.0** | |
| **12.0** | 11.8 | 16.0 | 255 | 210 | 8 | 11.0 | 14.00 | **B95212.0** | |
| **13.0** | 12.8 | 17.0 | 255 | 210 | 8 | 12.0 | 16.00 | **B95213.0** | |
| **14.0** | 13.8 | 18.0 | 255 | 210 | 8 | 12.0 | 16.00 | **B95214.0** | |
| **16.0** | 15.8 | 20.4 | 280 | 230 | 8 | 14.5 | 18.00 | **B95216.0** | |
| **20.0** | 19.8 | 24.8 | 310 | 250 | 8 | 18.0 | 22.40 | **B95220.0** | |
| **25.0** | 24.7 | 30.7 | 370 | 300 | 10 | 22.0 | 28.00 | **B95225.0** | |
| **30.0** | 29.7 | 36.1 | 400 | 320 | 10 | 24.0 | 31.50 | **B95230.0** | |
| **40.0** | 39.7 | 46.5 | 430 | 340 | 12 | 32.0 | 40.00 | **B95240.0** | |
| **50.0** | 49.7 | 56.9 | 460 | 360 | 12 | 39.0 | 50.00 | **B95250.0** | |

1) Straight Flute, form A / Geradegenuttet, Form A / Rechte groeven, vorm A / Goujure droite, Forme A / Estrías rectas, forma A /

# B500

- Machine Reamer
- Alésoir machine
- Maschinenreibahle
- Escariador de máquina
- Machineruimer
- Mandril p/ Cavilhas Cónicas

## B500

■ 3.1 4.1

● 3.2 3.3 3.4 6.2 6.3 6.4 8.2

| $d_1$ Ø mm | $l_1$ mm | $l_2$ mm | $l_3$ mm | z | $d_2$ Ø$h_9$ mm | e-Code |
|---|---|---|---|---|---|---|
| **2.0** | 49 | 11 | 24 | 4 | 2.0 | **B5002.0** |
| **2.5** | 57 | 14 | 28 | 4 | 2.5 | **B5002.5** |
| **3.0** | 61 | 15 | 32 | 6 | 3.0 | **B5003.0** |
| **3.5** | 70 | 18 | 40 | 6 | 3.5 | **B5003.5** |
| **4.0** | 75 | 19 | 43 | 6 | 4.0 | **B5004.0** |
| **4.5** | 80 | 21 | 47 | 6 | 4.5 | **B5004.5** |
| **5.0** | 86 | 23 | 52 | 6 | 5.0 | **B5005.0** |
| **6.0** | 93 | 26 | 57 | 6 | 5.6 | **B5006.0** |
| **7.0** | 109 | 31 | 69 | 6 | 7.1 | **B5007.0** |
| **8.0** | 117 | 33 | 75 | 6 | 8.0 | **B5008.0** |
| **9.0** | 125 | 36 | 81 | 6 | 9.0 | **B5009.0** |
| **10.0** | 133 | 38 | 87 | 6 | 10.0 | **B50010.0** |

| $d_1$ Ø mm | $l_1$ mm | $l_2$ mm | $l_3$ mm | z | $d_2$ Ø$h_9$ mm | e-Code |
|---|---|---|---|---|---|---|
| **11.0** | 142 | 41 | 96 | 6 | 10.0 | **B50011.0** |
| **12.0** | 151 | 44 | 105 | 6 | 10.0 | **B50012.0** |
| **13.0** | 151 | 44 | 105 | 6 | 10.0 | **B50013.0** |
| **14.0** | 160 | 47 | 110 | 8 | 12.5 | **B50014.0** |
| **15.0** | 162 | 50 | 112 | 8 | 12.5 | **B50015.0** |
| **16.0** | 170 | 52 | 120 | 8 | 12.5 | **B50016.0** |
| **17.0** | 175 | 54 | 123 | 8 | 14.0 | **B50017.0** |
| **18.0** | 182 | 56 | 130 | 8 | 14.0 | **B50018.0** |
| **19.0** | 189 | 58 | 131 | 8 | 16.0 | **B50019.0** |
| **20.0** | 195 | 60 | 137 | 8 | 16.0 | **B50020.0** |

# B180

DORMER

- NC - Reamer for High Precision Chucks
- Alésoir de précision - NC
- NC-Maschinen-Reibahle
- NC- Escariador de precisión
- NC- precisieruimer met eenheidschacht
- Mandril de Precisão p/ CNC

## B180

■ 1.1 1.2 1.3 1.4 2.1 4.2 5.1

● 1.5 1.6 2.2 2.3 2.4 3.1 3.2 3.3 3.4 4.1 4.3 5.2 5.3 6.1 6.2 6.3 6.4

| $d_1$ Ø mm | $l_1$ mm | $l_2$ mm | $l_3$ mm | z | $d_2$ Ø$h_6$ mm | e-Code |
|---|---|---|---|---|---|---|
| 1.5 | 40 | 8 | 18 | 3 | 2 | B1801.5 |
| 1.6 | 43 | 9 | 20 | 3 | 2 | B1801.6 |
| 1.7 | 43 | 9 | 20 | 3 | 2 | B1801.7 |
| 1.8 | 46 | 10 | 22 | 4 | 2 | B1801.8 |
| 1.9 | 46 | 10 | 22 | 4 | 2 | B1801.9 |
| 2.0 | 49 | 11 | 24 | 4 | 2 | B1802.0 |
| 2.1 | 49 | 11 | 24 | 4 | 2 | B1802.1 |
| 2.2 | 53 | 12 | 26 | 4 | 3 | B1802.2 |
| 2.3 | 53 | 12 | 26 | 4 | 3 | B1802.3 |
| 2.4 | 57 | 14 | 28 | 4 | 3 | B1802.4 |
| 2.5 | 57 | 14 | 28 | 4 | 3 | B1802.5 |
| 2.6 | 57 | 14 | 28 | 4 | 3 | B1802.6 |
| 2.7 | 61 | 15 | 32 | 6 | 3 | B1802.7 |
| 2.8 | 61 | 15 | 32 | 6 | 3 | B1802.8 |
| 2.9 | 61 | 15 | 32 | 6 | 3 | B1802.9 |
| 3.0 | 61 | 15 | 32 | 6 | 3 | B1803.0 |
| 3.1 | 65 | 16 | 35 | 6 | 4 | B1803.1 |
| 3.2 | 65 | 16 | 35 | 6 | 4 | B1803.2 |
| 3.3 | 65 | 16 | 35 | 6 | 4 | B1803.3 |
| 3.4 | 70 | 18 | 40 | 6 | 4 | B1803.4 |
| 3.5 | 70 | 18 | 40 | 6 | 4 | B1803.5 |
| 3.6 | 70 | 18 | 40 | 6 | 4 | B1803.6 |
| 3.7 | 70 | 18 | 40 | 6 | 4 | B1803.7 |
| 3.8 | 75 | 19 | 43 | 6 | 4 | B1803.8 |
| 3.9 | 75 | 19 | 43 | 6 | 4 | B1803.9 |
| 4.0 | 75 | 19 | 43 | 6 | 4 | B1804.0 |
| 4.1 | 75 | 19 | 43 | 6 | 4 | B1804.1 |
| 4.2 | 75 | 19 | 43 | 6 | 4 | B1804.2 |
| 4.3 | 80 | 21 | 47 | 6 | 5 | B1804.3 |
| 4.4 | 80 | 21 | 47 | 6 | 5 | B1804.4 |
| 4.5 | 80 | 21 | 47 | 6 | 5 | B1804.5 |
| 4.6 | 80 | 21 | 47 | 6 | 5 | B1804.6 |
| 4.7 | 80 | 21 | 47 | 6 | 5 | B1804.7 |
| 4.8 | 86 | 23 | 52 | 6 | 5 | B1804.8 |
| 4.9 | 86 | 23 | 52 | 6 | 5 | B1804.9 |
| 5.0 | 86 | 23 | 52 | 6 | 5 | B1805.0 |
| 5.1 | 86 | 23 | 52 | 6 | 5 | B1805.1 |
| 5.2 | 86 | 23 | 52 | 6 | 5 | B1805.2 |
| 5.3 | 86 | 23 | 52 | 6 | 5 | B1805.3 |
| 5.4 | 93 | 26 | 57 | 6 | 6 | B1805.4 |
| 5.5 | 93 | 26 | 57 | 6 | 6 | B1805.5 |
| 5.6 | 93 | 26 | 57 | 6 | 6 | B1805.6 |
| 5.7 | 93 | 26 | 57 | 6 | 6 | B1805.7 |
| 5.8 | 93 | 26 | 57 | 6 | 6 | B1805.8 |
| 5.9 | 93 | 26 | 57 | 6 | 6 | B1805.9 |
| 6.0 | 93 | 26 | 57 | 6 | 6 | B1806.0 |
| 6.1 | 101 | 28 | 63 | 6 | 6 | B1806.1 |
| 6.2 | 101 | 28 | 63 | 6 | 6 | B1806.2 |

| $d_1$ Ø mm | $l_1$ mm | $l_2$ mm | $l_3$ mm | z | $d_2$ Ø$h_6$ mm | e-Code |
|---|---|---|---|---|---|---|
| 6.3 | 101 | 28 | 63 | 6 | 6 | B1806.3 |
| 6.4 | 101 | 28 | 63 | 6 | 6 | B1806.4 |
| 6.5 | 101 | 28 | 63 | 6 | 6 | B1806.5 |
| 6.6 | 101 | 28 | 63 | 6 | 6 | B1806.6 |
| 6.7 | 101 | 28 | 63 | 6 | 6 | B1806.7 |
| 6.8 | 109 | 31 | 69 | 6 | 8 | B1806.8 |
| 6.9 | 109 | 31 | 69 | 6 | 8 | B1806.9 |
| 7.0 | 109 | 31 | 69 | 6 | 8 | B1807.0 |
| 7.1 | 109 | 31 | 69 | 6 | 8 | B1807.1 |
| 7.2 | 109 | 31 | 69 | 6 | 8 | B1807.2 |
| 7.3 | 109 | 31 | 69 | 6 | 8 | B1807.3 |
| 7.4 | 109 | 31 | 69 | 6 | 8 | B1807.4 |
| 7.5 | 109 | 31 | 69 | 6 | 8 | B1807.5 |
| 7.6 | 117 | 33 | 75 | 6 | 8 | B1807.6 |
| 7.7 | 117 | 33 | 75 | 6 | 8 | B1807.7 |
| 7.8 | 117 | 33 | 75 | 6 | 8 | B1807.8 |
| 7.9 | 117 | 33 | 75 | 6 | 8 | B1807.9 |
| 8.0 | 117 | 33 | 75 | 6 | 8 | B1808.0 |
| 8.1 | 117 | 33 | 75 | 6 | 8 | B1808.1 |
| 8.2 | 117 | 33 | 75 | 6 | 8 | B1808.2 |
| 8.3 | 117 | 33 | 75 | 6 | 8 | B1808.3 |
| 8.4 | 117 | 33 | 75 | 6 | 8 | B1808.4 |
| 8.5 | 117 | 33 | 75 | 6 | 8 | B1808.5 |
| 8.6 | 125 | 36 | 81 | 6 | 10 | B1808.6 |
| 8.7 | 125 | 36 | 81 | 6 | 10 | B1808.7 |
| 8.8 | 125 | 36 | 81 | 6 | 10 | B1808.8 |
| 8.9 | 125 | 36 | 81 | 6 | 10 | B1808.9 |
| 9.0 | 125 | 36 | 81 | 6 | 10 | B1809.0 |
| 9.1 | 125 | 36 | 81 | 6 | 10 | B1809.1 |
| 9.2 | 125 | 36 | 81 | 6 | 10 | B1809.2 |
| 9.3 | 125 | 36 | 81 | 6 | 10 | B1809.3 |
| 9.4 | 125 | 36 | 81 | 6 | 10 | B1809.4 |
| 9.5 | 125 | 36 | 81 | 6 | 10 | B1809.5 |
| 9.6 | 133 | 38 | 87 | 6 | 10 | B1809.6 |
| 9.7 | 133 | 38 | 87 | 6 | 10 | B1809.7 |
| 9.8 | 133 | 38 | 87 | 6 | 10 | B1809.8 |
| 9.9 | 133 | 38 | 87 | 6 | 10 | B1809.9 |
| 10.0 | 133 | 38 | 87 | 6 | 10 | B18010.0 |
| 11.0 | 142 | 41 | 96 | 6 | 10 | B18011.0 |
| 12.0 | 151 | 44 | 105 | 6 | 10 | B18012.0 |
| 13.0 | 151 | 44 | 105 | 6 | 10 | B18013.0 |
| 14.0 | 160 | 47 | 110 | 8 | 14 | B18014.0 |
| 15.0 | 162 | 50 | 112 | 8 | 14 | B18015.0 |
| 16.0 | 170 | 52 | 120 | 8 | 14 | B18016.0 |
| 17.0 | 175 | 54 | 123 | 8 | 14 | B18017.0 |
| 18.0 | 182 | 56 | 130 | 8 | 14 | B18018.0 |
| 19.0 | 189 | 58 | 131 | 8 | 16 | B18019.0 |
| 20.0 | 195 | 60 | 137 | 8 | 16 | B18020.0 |

# B191

- NC - Reamer for High Precision Chucks, set (B180)
- NC-Maschinen-Reibahle
- NC- precisieruimer met eenheidschacht
- Alésoir de précision - NC
- NC- Escariador de precisión
- Mandril de Precisão p/ CNC

## B191

A=Types in Set, B=No. in Set, C=Diameters in Set / A = Typen in Satz, B=Stückzahl, C=Durchmesser im Satz / A = Typen in set, B=No. ruimers in set, C=Diameters in set / A = Types de coffrets, B=Nombre de forets dans le coffret, C=Diamètres dans le coffret / A = Tipos en el juego, B=No. Brocas en el Juego, C=Diámetros en el Juego / A = Tipos no Jogo, B=No. brocas/jogo, C=Diâmetros por Jogo

| Nr. | A | B | C | e-Code |
|---|---|---|---|---|
| **10S** | B180 type inside | 10 pcs | 1.5mm 2.0mm 3.0mm 4.0mm 5.0mm 6.0mm 7.0mm 8.0mm 10.0mm 12.0mm | **B19110S** |

# B181

DORMER

- NC - Centesimal Reamer for High Precision Chucks
- NC - Alésoir au centième pour mandrins haute précision
- NC- 1/100 Reibahle für Hochgenauigkeitsfutter
- NC - Escariador Centesimal para portas de alta precisión
- NC-1/100 ruimers met eenheidschacht
- NC - Mandril Centesimal p/ buchas de alta precisão

## B181

■ 1.1 1.2 1.3 1.4 2.1 4.2 5.1

● 1.5 1.6 2.2 2.3 3.1 3.2 3.3 3.4 4.1 4.3 5.2 5.3 6.1 6.2 6.3 6.4

| $d_1$ Ø mm | $l_1$ mm | $l_2$ mm | $l_3$ mm | z | $d_2$ Ø$h_6$ mm | e-Code |
|---|---|---|---|---|---|---|
| **1.00** | 34 | 5.5 | 15 | 3 | 1 | **B1811.00** |
| **1.01** | 34 | 5.5 | 15 | 3 | 1 | **B1811.01** |
| **1.02** | 34 | 5.5 | 15 | 3 | 1 | **B1811.02** |
| **1.50** | 40 | 8.0 | 18 | 3 | 2 | **B1811.50** |
| **1.51** | 43 | 9.0 | 20 | 3 | 2 | **B1811.51** |
| **1.52** | 43 | 9.0 | 20 | 3 | 2 | **B1811.52** |
| **1.97** | 49 | 11.0 | 24 | 4 | 2 | **B1811.97** |
| **1.98** | 49 | 11.0 | 24 | 4 | 2 | **B1811.98** |
| **1.99** | 49 | 11.0 | 24 | 4 | 2 | **B1811.99** |
| **2.00** | 49 | 11.0 | 24 | 4 | 2 | **B1812.00** |
| **2.01** | 49 | 11.0 | 24 | 4 | 2 | **B1812.01** |
| **2.02** | 49 | 11.0 | 24 | 4 | 2 | **B1812.02** |
| **2.48** | 57 | 14.0 | 28 | 4 | 3 | **B1812.48** |
| **2.49** | 57 | 14.0 | 28 | 4 | 3 | **B1812.49** |
| **2.50** | 57 | 14.0 | 28 | 4 | 3 | **B1812.50** |
| **2.51** | 57 | 14.0 | 28 | 4 | 3 | **B1812.51** |
| **2.52** | 57 | 14.0 | 28 | 4 | 3 | **B1812.52** |
| **2.97** | 61 | 15.0 | 32 | 6 | 3 | **B1812.97** |
| **2.98** | 61 | 15.0 | 32 | 6 | 3 | **B1812.98** |
| **2.99** | 61 | 15.0 | 32 | 6 | 3 | **B1812.99** |
| **3.00** | 61 | 15.0 | 32 | 6 | 3 | **B1813.00** |
| **3.01** | 65 | 16.0 | 35 | 6 | 4 | **B1813.01** |
| **3.02** | 65 | 16.0 | 35 | 6 | 4 | **B1813.02** |
| **3.97** | 75 | 19.0 | 43 | 6 | 4 | **B1813.97** |
| **3.98** | 75 | 19.0 | 43 | 6 | 4 | **B1813.98** |
| **3.99** | 75 | 19.0 | 43 | 6 | 4 | **B1813.99** |
| **4.00** | 75 | 19.0 | 43 | 6 | 4 | **B1814.00** |
| **4.01** | 75 | 19.0 | 43 | 6 | 4 | **B1814.01** |
| **4.02** | 75 | 19.0 | 43 | 6 | 4 | **B1814.02** |
| **4.97** | 86 | 23.0 | 52 | 6 | 5 | **B1814.97** |

| $d_1$ Ø mm | $l_1$ mm | $l_2$ mm | $l_3$ mm | z | $d_2$ Ø$h_6$ mm | e-Code |
|---|---|---|---|---|---|---|
| **4.98** | 86 | 23.0 | 52 | 6 | 5 | **B1814.98** |
| **4.99** | 86 | 23.0 | 52 | 6 | 5 | **B1814.99** |
| **5.00** | 86 | 23.0 | 52 | 6 | 5 | **B1815.00** |
| **5.01** | 86 | 23.0 | 52 | 6 | 5 | **B1815.01** |
| **5.02** | 86 | 23.0 | 52 | 6 | 5 | **B1815.02** |
| **5.97** | 93 | 26.0 | 57 | 6 | 6 | **B1815.97** |
| **5.98** | 93 | 26.0 | 57 | 6 | 6 | **B1815.98** |
| **5.99** | 93 | 26.0 | 57 | 6 | 6 | **B1815.99** |
| **6.00** | 93 | 26.0 | 57 | 6 | 6 | **B1816.00** |
| **6.01** | 101 | 28.0 | 63 | 6 | 6 | **B1816.01** |
| **6.02** | 101 | 28.0 | 63 | 6 | 6 | **B1816.02** |
| **7.97** | 117 | 33.0 | 75 | 6 | 8 | **B1817.97** |
| **7.98** | 117 | 33.0 | 75 | 6 | 8 | **B1817.98** |
| **7.99** | 117 | 33.0 | 75 | 6 | 8 | **B1817.99** |
| **8.00** | 117 | 33.0 | 75 | 6 | 8 | **B1818.00** |
| **8.01** | 117 | 33.0 | 75 | 6 | 8 | **B1818.01** |
| **8.02** | 117 | 33.0 | 75 | 6 | 8 | **B1818.02** |
| **9.00** | 125 | 36.0 | 81 | 6 | 10 | **B1819.00** |
| **9.01** | 125 | 36.0 | 81 | 6 | 10 | **B1819.01** |
| **9.02** | 125 | 36.0 | 81 | 6 | 10 | **B1819.02** |
| **9.97** | 133 | 38.0 | 87 | 6 | 10 | **B1819.97** |
| **9.98** | 133 | 38.0 | 87 | 6 | 10 | **B1819.98** |
| **9.99** | 133 | 38.0 | 87 | 6 | 10 | **B1819.99** |
| **10.00** | 133 | 38.0 | 87 | 6 | 10 | **B18110.00** |
| **10.01** | 133 | 38.0 | 87 | 6 | 10 | **B18110.01** |
| **10.02** | 133 | 38.0 | 87 | 6 | 10 | **B18110.02** |
| **11.97** | 151 | 44.0 | 105 | 6 | 10 | **B18111.97** |
| **11.98** | 151 | 44.0 | 105 | 6 | 10 | **B18111.98** |
| **11.99** | 151 | 44.0 | 105 | 6 | 10 | **B18111.99** |
| **12.00** | 151 | 44.0 | 105 | 6 | 10 | **B18112.00** |

# B156

- Machine Reamer
- Maschinenreibahle
- Machineruimer
- Alésoir machine
- Escariador de máquina
- Mandril p/ Cavilhas Cónicas

## B156

■ 1.1 1.2 1.3 1.4 2.1 4.2 5.1

● 1.5 1.6 2.2 2.3 3.1 3.2 3.3 3.4 4.1 4.3 5.2 5.3 6.1 6.2 6.3 6.4

| $d_1$ Ø mm | $l_1$ mm | $l_2$ mm | $l_3$ mm | z | $d_2$ Ø$h_9$ mm | e-Code |
|---|---|---|---|---|---|---|
| **1.5** | 40 | 8 | 18 | 3 | 1.5 | **B1561.5** |
| **1.6** | 43 | 9 | 20 | 3 | 1.6 | **B1561.6** |
| **1.8** | 46 | 10 | 22 | 4 | 1.8 | **B1561.8** |
| **2.0** | 49 | 11 | 24 | 4 | 2.0 | **B1562.0** |
| **2.2** | 53 | 12 | 26 | 4 | 2.2 | **B1562.2** |
| **2.5** | 57 | 14 | 28 | 4 | 2.5 | **B1562.5** |
| **2.8** | 61 | 15 | 32 | 6 | 2.8 | **B1562.8** |
| **3.0** | 61 | 15 | 32 | 6 | 3.0 | **B1563.0** |
| **3.2** | 65 | 16 | 35 | 6 | 3.2 | **B1563.2** |
| **3.5** | 70 | 18 | 40 | 6 | 3.5 | **B1563.5** |
| **4.0** | 75 | 19 | 43 | 6 | 4.0 | **B1564.0** |
| **4.5** | 80 | 21 | 47 | 6 | 4.5 | **B1564.5** |
| **5.0** | 86 | 23 | 52 | 6 | 5.0 | **B1565.0** |
| **5.5** | 93 | 26 | 57 | 6 | 5.6 | **B1565.5** |
| **6.0** | 93 | 26 | 57 | 6 | 5.6 | **B1566.0** |
| **6.5** | 101 | 28 | 63 | 6 | 6.3 | **B1566.5** |

| $d_1$ Ø mm | $l_1$ mm | $l_2$ mm | $l_3$ mm | z | $d_2$ Ø$h_9$ mm | e-Code |
|---|---|---|---|---|---|---|
| **7.0** | 109 | 31 | 69 | 6 | 7.1 | **B1567.0** |
| **8.0** | 117 | 33 | 75 | 6 | 8.0 | **B1568.0** |
| **9.0** | 125 | 36 | 81 | 6 | 9.0 | **B1569.0** |
| **10.0** | 133 | 38 | 87 | 6 | 10.0 | **B15610.0** |
| **11.0** | 142 | 41 | 96 | 6 | 10.0 | **B15611.0** |
| **12.0** | 151 | 44 | 105 | 6 | 10.0 | **B15612.0** |
| **13.0** | 151 | 44 | 105 | 6 | 10.0 | **B15613.0** |
| **14.0** | 160 | 47 | 110 | 8 | 12.5 | **B15614.0** |
| **15.0** | 162 | 50 | 112 | 8 | 12.5 | **B15615.0** |
| **16.0** | 170 | 52 | 120 | 8 | 12.5 | **B15616.0** |
| **17.0** | 175 | 54 | 123 | 8 | 14.0 | **B15617.0** |
| **18.0** | 182 | 56 | 130 | 8 | 14.0 | **B15618.0** |
| **19.0** | 189 | 58 | 131 | 8 | 16.0 | **B15619.0** |
| **20.0** | 195 | 60 | 137 | 8 | 16.0 | **B15620.0** |

# B170

DORMER

- Machine Centesimal Reamer
- 1/100 Maschinen-Reibahle
- 1/100 Machineruimers
- Alésoir Machine au centième
- Escariador de máquina centesimal
- NC - Mandril de Máquina Centesimal

## B170

■ 1.1 1.2 1.3 1.4 2.1 4.2 5.1

● 1.5 1.6 2.2 2.3 3.1 3.2 3.3 3.4 4.1 4.3 5.2 5.3 6.1 6.2 6.3 6.4

| $d_1$ Ø mm | $l_1$ mm | $l_2$ mm | $l_3$ mm | z | $d_2$ Ø$h_9$ mm | e-Code |
|---|---|---|---|---|---|---|
| 0.98 | 34 | 5.5 | 15 | 3 | 1.0 | B170.98 |
| 0.99 | 34 | 5.5 | 15 | 3 | 1.0 | B170.99 |
| 1.00 | 34 | 5.5 | 15 | 3 | 1.0 | B1701.0 |
| 1.01 | 34 | 5.5 | 15 | 3 | 1.0 | B1701.01 |
| 1.02 | 34 | 5.5 | 15 | 3 | 1.0 | B1701.02 |
| 1.03 | 34 | 5.5 | 15 | 3 | 1.0 | B1701.03 |
| 1.04 | 34 | 5.5 | 15 | 3 | 1.0 | B1701.04 |
| 1.05 | 34 | 5.5 | 15 | 3 | 1.0 | B1701.05 |
| 1.49 | 40 | 8.0 | 18 | 3 | 1.5 | B1701.49 |
| 1.50 | 40 | 8.0 | 18 | 3 | 1.5 | B1701.5 |
| 1.51 | 43 | 9.0 | 20 | 3 | 1.6 | B1701.51 |
| 1.52 | 43 | 9.0 | 20 | 3 | 1.6 | B1701.52 |
| 1.98 | 49 | 11.0 | 24 | 4 | 2.0 | B1701.98 |
| 1.99 | 49 | 11.0 | 24 | 4 | 2.0 | B1701.99 |
| 2.00 | 49 | 11.0 | 24 | 4 | 2.0 | B1702.0 |
| 2.01 | 49 | 11.0 | 24 | 4 | 2.0 | B1702.01 |
| 2.02 | 49 | 11.0 | 24 | 4 | 2.0 | B1702.02 |
| 2.03 | 49 | 11.0 | 24 | 4 | 2.0 | B1702.03 |
| 2.04 | 49 | 11.0 | 24 | 4 | 2.0 | B1702.04 |
| 2.05 | 49 | 11.0 | 24 | 4 | 2.0 | B1702.05 |
| 2.49 | 57 | 14.0 | 28 | 4 | 2.5 | B1702.49 |
| 2.50 | 57 | 14.0 | 28 | 4 | 2.5 | B1702.5 |
| 2.51 | 57 | 14.0 | 28 | 4 | 2.5 | B1702.51 |
| 2.52 | 57 | 14.0 | 28 | 4 | 2.5 | B1702.52 |
| 2.98 | 61 | 15.0 | 32 | 6 | 3.0 | B1702.98 |
| 2.99 | 61 | 15.0 | 32 | 6 | 3.0 | B1702.99 |
| 3.00 | 61 | 15.0 | 32 | 6 | 3.0 | B1703.0 |
| 3.01 | 65 | 16.0 | 35 | 6 | 3.2 | B1703.01 |
| 3.02 | 65 | 16.0 | 35 | 6 | 3.2 | B1703.02 |
| 3.03 | 65 | 16.0 | 35 | 6 | 3.2 | B1703.03 |
| 3.04 | 65 | 16.0 | 35 | 6 | 3.2 | B1703.04 |
| 3.05 | 65 | 16.0 | 35 | 6 | 3.2 | B1703.05 |
| 3.49 | 70 | 18.0 | 40 | 6 | 3.5 | B1703.49 |
| 3.50 | 70 | 18.0 | 40 | 6 | 3.5 | B1703.5 |
| 3.51 | 70 | 18.0 | 40 | 6 | 3.5 | B1703.51 |
| 3.52 | 70 | 18.0 | 40 | 6 | 3.5 | B1703.52 |
| 3.98 | 75 | 19.0 | 43 | 6 | 4.0 | B1703.98 |
| 3.99 | 75 | 19.0 | 43 | 6 | 4.0 | B1703.99 |
| 4.00 | 75 | 19.0 | 43 | 6 | 4.0 | B1704.0 |
| 4.01 | 75 | 19.0 | 43 | 6 | 4.0 | B1704.01 |
| 4.02 | 75 | 19.0 | 43 | 6 | 4.0 | B1704.02 |
| 4.03 | 75 | 19.0 | 43 | 6 | 4.0 | B1704.03 |
| 4.04 | 75 | 19.0 | 43 | 6 | 4.0 | B1704.04 |
| 4.05 | 75 | 19.0 | 43 | 6 | 4.0 | B1704.05 |

| $d_1$ Ø mm | $l_1$ mm | $l_2$ mm | $l_3$ mm | z | $d_2$ Ø$h_9$ mm | e-Code |
|---|---|---|---|---|---|---|
| 4.49 | 80 | 21.0 | 47 | 6 | 4.5 | B1704.49 |
| 4.50 | 80 | 21.0 | 47 | 6 | 4.5 | B1704.5 |
| 4.51 | 80 | 21.0 | 47 | 6 | 4.5 | B1704.51 |
| 4.52 | 80 | 21.0 | 47 | 6 | 4.5 | B1704.52 |
| 4.98 | 86 | 23.0 | 52 | 6 | 5.0 | B1704.98 |
| 4.99 | 86 | 23.0 | 52 | 6 | 5.0 | B1704.99 |
| 5.00 | 86 | 23.0 | 52 | 6 | 5.0 | B1705.0 |
| 5.01 | 86 | 23.0 | 52 | 6 | 5.0 | B1705.01 |
| 5.02 | 86 | 23.0 | 52 | 6 | 5.0 | B1705.02 |
| 5.03 | 86 | 23.0 | 52 | 6 | 5.0 | B1705.03 |
| 5.04 | 86 | 23.0 | 52 | 6 | 5.0 | B1705.04 |
| 5.05 | 86 | 23.0 | 52 | 6 | 5.0 | B1705.05 |
| 5.49 | 93 | 26.0 | 57 | 6 | 5.6 | B1705.49 |
| 5.50 | 93 | 26.0 | 57 | 6 | 5.6 | B1705.5 |
| 5.51 | 93 | 26.0 | 57 | 6 | 5.6 | B1705.51 |
| 5.52 | 93 | 26.0 | 57 | 6 | 5.6 | B1705.52 |
| 5.98 | 93 | 26.0 | 57 | 6 | 5.6 | B1705.98 |
| 5.99 | 93 | 26.0 | 57 | 6 | 5.6 | B1705.99 |
| 6.00 | 93 | 26.0 | 57 | 6 | 5.6 | B1706.0 |
| 6.01 | 101 | 28.0 | 63 | 6 | 6.3 | B1706.01 |
| 6.02 | 101 | 28.0 | 63 | 6 | 6.3 | B1706.02 |
| 6.03 | 101 | 28.0 | 63 | 6 | 6.3 | B1706.03 |
| 6.04 | 101 | 28.0 | 63 | 6 | 6.3 | B1706.04 |
| 6.05 | 101 | 28.0 | 63 | 6 | 6.3 | B1706.05 |
| 6.49 | 101 | 28.0 | 63 | 6 | 6.3 | B1706.49 |
| 6.50 | 101 | 28.0 | 63 | 6 | 6.3 | B1706.5 |
| 6.51 | 101 | 28.0 | 63 | 6 | 6.3 | B1706.51 |
| 6.52 | 101 | 28.0 | 63 | 6 | 6.3 | B1706.52 |
| 6.98 | 109 | 31.0 | 69 | 6 | 7.1 | B1706.98 |
| 6.99 | 109 | 31.0 | 69 | 6 | 7.1 | B1706.99 |
| 7.00 | 109 | 31.0 | 69 | 6 | 7.1 | B1707.0 |
| 7.01 | 109 | 31.0 | 69 | 6 | 7.1 | B1707.01 |
| 7.02 | 109 | 31.0 | 69 | 6 | 7.1 | B1707.02 |
| 7.03 | 109 | 31.0 | 69 | 6 | 7.1 | B1707.03 |
| 7.04 | 109 | 31.0 | 69 | 6 | 7.1 | B1707.04 |
| 7.05 | 109 | 31.0 | 69 | 6 | 7.1 | B1707.05 |
| 7.49 | 109 | 31.0 | 69 | 6 | 7.1 | B1707.49 |
| 7.50 | 109 | 31.0 | 69 | 6 | 7.1 | B1707.5 |
| 7.51 | 117 | 33.0 | 75 | 6 | 8.0 | B1707.51 |
| 7.52 | 117 | 33.0 | 75 | 6 | 8.0 | B1707.52 |
| 7.98 | 117 | 33.0 | 75 | 6 | 8.0 | B1707.98 |
| 7.99 | 117 | 33.0 | 75 | 6 | 8.0 | B1707.99 |
| 8.00 | 117 | 33.0 | 75 | 6 | 8.0 | B1708.0 |
| 8.01 | 117 | 33.0 | 75 | 6 | 8.0 | B1708.01 |

# B170

| $d_1$ Ø mm | $l_1$ mm | $l_2$ mm | $l_3$ mm | z | $d_2$ Ø$h_9$ mm | e-Code |
|---|---|---|---|---|---|---|
| **8.02** | 117 | 33.0 | 75 | 6 | 8.0 | **B1708.02** |
| **8.03** | 117 | 33.0 | 75 | 6 | 8.0 | **B1708.03** |
| **8.04** | 117 | 33.0 | 75 | 6 | 8.0 | **B1708.04** |
| **8.05** | 117 | 33.0 | 75 | 6 | 8.0 | **B1708.05** |
| **8.49** | 117 | 33.0 | 75 | 6 | 8.0 | **B1708.49** |
| **8.50** | 117 | 33.0 | 75 | 6 | 8.0 | **B1708.5** |
| **8.51** | 125 | 36.0 | 81 | 6 | 9.0 | **B1708.51** |
| **8.52** | 125 | 36.0 | 81 | 6 | 9.0 | **B1708.52** |
| **8.98** | 125 | 36.0 | 81 | 6 | 9.0 | **B1708.98** |
| **8.99** | 125 | 36.0 | 81 | 6 | 9.0 | **B1708.99** |
| **9.00** | 125 | 36.0 | 81 | 6 | 9.0 | **B1709.0** |
| **9.01** | 125 | 36.0 | 81 | 6 | 9.0 | **B1709.01** |
| **9.02** | 125 | 36.0 | 81 | 6 | 9.0 | **B1709.02** |
| **9.03** | 125 | 36.0 | 81 | 6 | 9.0 | **B1709.03** |
| **9.04** | 125 | 36.0 | 81 | 6 | 9.0 | **B1709.04** |
| **9.05** | 125 | 36.0 | 81 | 6 | 9.0 | **B1709.05** |
| **9.49** | 125 | 36.0 | 81 | 6 | 9.0 | **B1709.49** |
| **9.50** | 125 | 36.0 | 81 | 6 | 9.0 | **B1709.5** |
| **9.51** | 133 | 38.0 | 87 | 6 | 10.0 | **B1709.51** |
| **9.52** | 133 | 38.0 | 87 | 6 | 10.0 | **B1709.52** |
| **9.98** | 133 | 38.0 | 87 | 6 | 10.0 | **B1709.98** |
| **9.99** | 133 | 38.0 | 87 | 6 | 10.0 | **B1709.99** |
| **10.00** | 133 | 38.0 | 87 | 6 | 10.0 | **B17010.0** |
| **10.01** | 133 | 38.0 | 87 | 6 | 10.0 | **B17010.01** |

| $d_1$ Ø mm | $l_1$ mm | $l_2$ mm | $l_3$ mm | z | $d_2$ Ø$h_9$ mm | e-Code |
|---|---|---|---|---|---|---|
| **10.02** | 133 | 38.0 | 87 | 6 | 10.0 | **B17010.02** |
| **10.03** | 133 | 38.0 | 87 | 6 | 10.0 | **B17010.03** |
| **10.04** | 133 | 38.0 | 87 | 6 | 10.0 | **B17010.04** |
| **10.05** | 133 | 38.0 | 87 | 6 | 10.0 | **B17010.05** |
| **10.49** | 133 | 38.0 | 87 | 6 | 10.0 | **B17010.49** |
| **10.50** | 133 | 38.0 | 87 | 6 | 10.0 | **B17010.5** |
| **10.51** | 133 | 38.0 | 87 | 6 | 10.0 | **B17010.51** |
| **10.52** | 133 | 38.0 | 87 | 6 | 10.0 | **B17010.52** |
| **10.98** | 142 | 41.0 | 96 | 6 | 10.0 | **B17010.98** |
| **10.99** | 142 | 41.0 | 96 | 6 | 10.0 | **B17010.99** |
| **11.00** | 142 | 41.0 | 96 | 6 | 10.0 | **B17011.0** |
| **11.01** | 142 | 41.0 | 96 | 6 | 10.0 | **B17011.01** |
| **11.02** | 142 | 41.0 | 96 | 6 | 10.0 | **B17011.02** |
| **11.03** | 142 | 41.0 | 96 | 6 | 10.0 | **B17011.03** |
| **11.04** | 142 | 41.0 | 96 | 6 | 10.0 | **B17011.04** |
| **11.05** | 142 | 41.0 | 96 | 6 | 10.0 | **B17011.05** |
| **11.49** | 142 | 41.0 | 96 | 6 | 10.0 | **B17011.49** |
| **11.50** | 142 | 41.0 | 96 | 6 | 10.0 | **B17011.5** |
| **11.51** | 142 | 41.0 | 96 | 6 | 10.0 | **B17011.51** |
| **11.52** | 142 | 41.0 | 96 | 6 | 10.0 | **B17011.52** |
| **11.98** | 151 | 44.0 | 105 | 6 | 10.0 | **B17011.98** |
| **11.99** | 151 | 44.0 | 105 | 6 | 10.0 | **B17011.99** |
| **12.00** | 151 | 44.0 | 105 | 6 | 10.0 | **B17012.0** |

# B901

DORMER

- Machine Reamer
- Alésoir machine
- Maschinenreibahle
- Escariador de máquina
- Machineruimer
- Mandril p/ Cavilhas Cónicas

## B901

d2=d1-0.025

■ 1.1 1.2 1.3 1.4 2.1 3.1 4.1 6.2

● 1.5 1.6 3.2 3.3 3.4 4.2 4.3 5.1 5.2 5.3 6.1 6.3 6.4 7.1 7.2 8.2

| $d_1$ Ø Inch | $d_1$ Ø mm | $l_1$ mm | $l_2$ mm | z | e-Code |
|---|---|---|---|---|---|
| | 1.50 | 44 | 21 | 4 | **B9011.5** |
| **1/16** | 1.59 | 44 | 21 | 4 | **B9011/16** |
| | 2.00 | 50 | 25 | 4 | **B9012.0** |
| **3/32** | 2.38 | 58 | 29 | 4 | **B9013/32** |
| | 2.50 | 58 | 29 | 4 | **B9012.5** |
| | 3.00 | 62 | 31 | 4 | **B9013.0** |
| **1/8** | 3.18 | 66 | 33 | 4 | **B9011/8** |
| | 3.50 | 71 | 35 | 4 | **B9013.5** |
| **9/64** | 3.57 | 71 | 35 | 4 | **B9019/64** |
| **5/32** | 3.97 | 76 | 38 | 6 | **B9015/32** |
| | 4.00 | 76 | 38 | 6 | **B9014.0** |
| **11/64** | 4.37 | 81 | 41 | 6 | **B90111/64** |
| | 4.50 | 81 | 41 | 6 | **B9014.5** |
| **3/16** | 4.76 | 87 | 44 | 6 | **B9013/16** |
| | 5.00 | 87 | 44 | 6 | **B9015.0** |
| **13/64** | 5.16 | 87 | 44 | 6 | **B90113/64** |
| | 5.50 | 93 | 47 | 6 | **B9015.5** |
| **7/32** | 5.56 | 93 | 47 | 6 | **B9017/32** |

| $d_1$ Ø Inch | $d_1$ Ø mm | $l_1$ mm | $l_2$ mm | z | e-Code |
|---|---|---|---|---|---|
| **15/64** | 5.95 | 93 | 47 | 6 | **B90115/64** |
| | 6.00 | 93 | 47 | 6 | **B9016.0** |
| **1/4** | 6.35 | 100 | 50 | 6 | **B9011/4** |
| | 7.00 | 107 | 54 | 6 | **B9017.0** |
| **9/32** | 7.14 | 107 | 54 | 6 | **B9019/32** |
| **5/16** | 7.94 | 115 | 58 | 6 | **B9015/16** |
| | 8.00 | 115 | 58 | 6 | **B9018.0** |
| **11/32** | 8.73 | 124 | 62 | 6 | **B90111/32** |
| | 9.00 | 124 | 62 | 6 | **B9019.0** |
| **3/8** | 9.53 | 133 | 66 | 6 | **B9013/8** |
| | 10.00 | 133 | 66 | 6 | **B90110.0** |
| **13/32** | 10.32 | 133 | 66 | 6 | **B90113/32** |
| | 11.00 | 142 | 71 | 6 | **B90111.0** |
| **7/16** | 11.11 | 142 | 71 | 6 | **B9017/16** |
| | 12.00 | 152 | 76 | 6 | **B90112.0** |
| **1/2** | 12.70 | 152 | 76 | 6 | **B9011/2** |

# B157

- Machine Reamer Left Hand Helix 45°
- Alésoir Machine Hélice 45° à gauche
- Maschinenreibahle mit 45° linksdrall
- Escariador de máquina Hélice a izquierdas 45°
- Machine-schilruimer met 45° linkse spiraal
- Mandril de Máquina Hélice à Esquerda - 45º

## B157

■ 2.1 2.2 2.3 4.1 4.2 4.3 5.1 5.2 5.3 6.1 7.1 7.2 7.3 7.4 8.1

● 1.1 1.2 1.3 1.4 1.5 1.6 6.2 9.1

| $d_1$ Ø mm | $l_1$ mm | $l_2$ mm | $l_3$ mm | z | $d_2$ Ø$h_9$ mm | e-Code |
|---|---|---|---|---|---|---|
| **2.0** | 49 | 11 | 24 | 3 | 2.0 | **B1572.0** |
| **3.0** | 61 | 15 | 32 | 3 | 3.0 | **B1573.0** |
| **4.0** | 75 | 19 | 43 | 3 | 4.0 | **B1574.0** |
| **5.0** | 86 | 23 | 52 | 3 | 5.0 | **B1575.0** |
| **6.0** | 93 | 26 | 57 | 3 | 5.6 | **B1576.0** |
| **7.0** | 109 | 31 | 69 | 3 | 7.1 | **B1577.0** |
| **8.0** | 117 | 33 | 75 | 3 | 8.0 | **B1578.0** |
| **9.0** | 125 | 36 | 81 | 3 | 9.0 | **B1579.0** |
| **10.0** | 133 | 38 | 87 | 3 | 10.0 | **B15710.0** |
| **11.0** | 142 | 41 | 96 | 3 | 10.0 | **B15711.0** |

| $d_1$ Ø mm | $l_1$ mm | $l_2$ mm | $l_3$ mm | z | $d_2$ Ø$h_9$ mm | e-Code |
|---|---|---|---|---|---|---|
| **12.0** | 151 | 44 | 105 | 3 | 10.0 | **B15712.0** |
| **13.0** | 151 | 44 | 105 | 3 | 10.0 | **B15713.0** |
| **14.0** | 160 | 47 | 110 | 3 | 12.5 | **B15714.0** |
| **15.0** | 162 | 50 | 112 | 3 | 12.5 | **B15715.0** |
| **16.0** | 170 | 52 | 120 | 3 | 12.5 | **B15716.0** |
| **17.0** | 175 | 54 | 123 | 3 | 14.0 | **B15717.0** |
| **18.0** | 182 | 56 | 130 | 3 | 14.0 | **B15718.0** |
| **19.0** | 189 | 58 | 131 | 3 | 16.0 | **B15719.0** |
| **20.0** | 195 | 60 | 137 | 3 | 16.0 | **B15720.0** |

# B953

- Machine Reamer for Conical Pin Left Hand Helix 45°
- Alésoir Machine pour goupille conique Hélice à gauche à 45°
- Maschinen-Kegelreibahle mit 45° linksdrall
- Escariador de máquina para pasadores cónicos Hélice a izquierdas 45°
- Machine-pengatruimer met 45° linkse spiraal
- Mandril de Máquina p/ Cavilhas Cónicas Hélice à Esquerda - 45º

## B953

Tang to DIN 1809 / mit Mitnehmer DIN 1809 / met lip DIN 1809 / Tenon selon la DIN 1809 / Lengüeta según DIN 1809 / Lingueta DIN 1809

■ 2.1 2.2 2.3 4.1 4.2 4.3 5.1 5.2 5.3 6.1 7.1 7.2 7.3 7.4 8.1

● 1.1 1.2 1.3 1.4 1.5 1.6 6.2 9.1

| nom Ø | $d_1$ Ø mm | $d_2$ Ø mm | $l_1$ mm | $l_2$ mm | z | $d_3$ Ø$h_9$ mm | e-Code |
|---|---|---|---|---|---|---|---|
| **1.0** | 0.8 | 1.46 | 60 | 33 | 2 | 1.4 | **B9531.0** |
| **1.5** | 1.4 | 2.14 | 70 | 37 | 2 | 2.1 | **B9531.5** |
| **2.0** | 1.9 | 2.86 | 86 | 48 | 3 | 3.15 | **B9532.0** |
| **2.5** | 2.4 | 3.36 | 86 | 48 | 3 | 3.15 | **B9532.5** |
| **3.0** | 2.9 | 4.06 | 100 | 58 | 3 | 4.0 | **B9533.0** |
| **4.0** | 3.9 | 5.26 | 112 | 68 | 3 | 5.0 | **B9534.0** |

| nom Ø | $d_1$ Ø mm | $d_2$ Ø mm | $l_1$ mm | $l_2$ mm | z | $d_3$ Ø$h_9$ mm | e-Code |
|---|---|---|---|---|---|---|---|
| **5.0** | 4.9 | 6.36 | 122 | 73 | 3 | 6.3 | **B9535.0** |
| **6.0** | 5.9 | 8.00 | 160 | 105 | 3 | 8.0 | **B9536.0** |
| **6.5** | 6.4 | 8.78 | 188 | 119 | 3 | 8.5 | **B9536.5** |
| **8.0** | 7.9 | 10.80 | 207 | 145 | 3 | 10.0 | **B9538.0** |
| **10.0** | 9.9 | 13.40 | 245 | 175 | 3 | 12.5 | **B95310.0** |
| **12.0** | 11.8 | 16.00 | 290 | 210 | 3 | 16.0 | **B95312.0** |

# B161

- Machine Reamer
- Maschinenreibahle
- Machineruimer
- Alésoir machine
- Escariador de máquina
- Mandril p/ Cavilhas Cónicas

## B161

■ 1.1 1.2 1.3 1.4 2.1 4.1 5.1

● 1.5 1.6 2.2 2.3 3.1 3.2 3.3 3.4 4.2 4.3 5.2 5.3 6.1 6.2 6.3 6.4

| $d_1$ Ø mm | $l_1$ mm | $l_2$ mm | $l_3$ mm | z | MK | e-Code |
|---|---|---|---|---|---|---|
| **3.0** | 113 | 15 | 47.5 | 6 | 1 | **B1613.0** |
| **4.0** | 124 | 19 | 58.5 | 6 | 1 | **B1614.0** |
| **5.0** | 133 | 23 | 67.5 | 6 | 1 | **B1615.0** |
| **6.0** | 138 | 26 | 72.5 | 6 | 1 | **B1616.0** |
| **7.0** | 150 | 31 | 84.5 | 6 | 1 | **B1617.0** |
| **8.0** | 156 | 33 | 90.5 | 6 | 1 | **B1618.0** |
| **9.0** | 162 | 36 | 96.5 | 6 | 1 | **B1619.0** |
| **10.0** | 168 | 38 | 102.5 | 6 | 1 | **B16110.0** |
| **11.0** | 175 | 41 | 109.5 | 6 | 1 | **B16111.0** |
| **12.0** | 182 | 44 | 116.5 | 6 | 1 | **B16112.0** |
| **13.0** | 182 | 44 | 116.5 | 6 | 1 | **B16113.0** |
| **14.0** | 189 | 47 | 123.5 | 8 | 1 | **B16114.0** |
| **15.0** | 204 | 50 | 124 | 8 | 2 | **B16115.0** |
| **16.0** | 210 | 52 | 130 | 8 | 2 | **B16116.0** |
| **17.0** | 214 | 54 | 134 | 8 | 2 | **B16117.0** |
| **18.0** | 219 | 56 | 139 | 8 | 2 | **B16118.0** |
| **19.0** | 223 | 58 | 143 | 8 | 2 | **B16119.0** |
| **20.0** | 228 | 60 | 148 | 8 | 2 | **B16120.0** |
| **21.0** | 232 | 62 | 152 | 8 | 2 | **B16121.0** |
| **22.0** | 237 | 64 | 157 | 8 | 2 | **B16122.0** |
| **23.0** | 241 | 66 | 161 | 8 | 2 | **B16123.0** |
| **24.0** | 268 | 68 | 169 | 8 | 3 | **B16124.0** |

| $d_1$ Ø mm | $l_1$ mm | $l_2$ mm | $l_3$ mm | z | MK | e-Code |
|---|---|---|---|---|---|---|
| **25.0** | 268 | 68 | 169 | 8 | 3 | **B16125.0** |
| **26.0** | 273 | 70 | 174 | 8 | 3 | **B16126.0** |
| **27.0** | 277 | 71 | 178 | 10 | 3 | **B16127.0** |
| **28.0** | 277 | 71 | 178 | 10 | 3 | **B16128.0** |
| **29.0** | 281 | 73 | 182 | 10 | 3 | **B16129.0** |
| **30.0** | 281 | 73 | 182 | 10 | 3 | **B16130.0** |
| **31.0** | 285 | 75 | 186 | 10 | 3 | **B16131.0** |
| **32.0** | 317 | 77 | 193 | 10 | 4 | **B16132.0** |
| **33.0** | 317 | 77 | 193 | 10 | 4 | **B16133.0** |
| **34.0** | 321 | 78 | 197 | 10 | 4 | **B16134.0** |
| **35.0** | 321 | 78 | 197 | 10 | 4 | **B16135.0** |
| **36.0** | 325 | 79 | 201 | 10 | 4 | **B16136.0** |
| **38.0** | 329 | 81 | 205 | 10 | 4 | **B16138.0** |
| **40.0** | 329 | 81 | 205 | 10 | 4 | **B16140.0** |
| **42.0** | 333 | 82 | 209 | 12 | 4 | **B16142.0** |
| **44.0** | 336 | 83 | 212 | 12 | 4 | **B16144.0** |
| **45.0** | 336 | 83 | 212 | 12 | 4 | **B16145.0** |
| **46.0** | 340 | 84 | 216 | 12 | 4 | **B16146.0** |
| **47.0** | 340 | 84 | 216 | 12 | 4 | **B16147.0** |
| **48.0** | 344 | 86 | 220 | 12 | 4 | **B16148.0** |
| **50.0** | 344 | 86 | 220 | 12 | 4 | **B16150.0** |

# B101

DORMER

- Machine Reamer
- Alésoir machine conique pour trous de goupilles
- Maschinenreibahle
- Escariador de máquina
- Machineruimer
- Mandril p/ Cavilhas Cónicas

## B101

■ 1.1 1.2 1.3 1.4 2.1 3.1 4.1 6.2

● 1.5 1.6 3.2 3.3 3.4 4.2 4.3 5.1 5.2 5.3 6.1 6.3 6.4 7.1 7.2 8.2

| $d_1$ Ø Inch | $d_1$ Ø mm | $l_1$ mm | $l_2$ mm | z | MK | e-Code |
|---|---|---|---|---|---|---|
| | 3.00 | 112 | 33 | 4 | 1 | **B1013.0** |
| **1/8** | 3.18 | 112 | 33 | 4 | 1 | **B1011/8** |
| | 3.50 | 115 | 35 | 6 | 1 | **B1013.5** |
| **5/32** | 3.97 | 117 | 38 | 6 | 1 | **B1015/32** |
| | 4.00 | 117 | 38 | 6 | 1 | **B1014.0** |
| | 4.50 | 120 | 41 | 6 | 1 | **B1014.5** |
| **3/16** | 4.76 | 124 | 44 | 6 | 1 | **B1013/16** |
| | 5.00 | 124 | 44 | 6 | 1 | **B1015.0** |
| | 5.50 | 127 | 47 | 6 | 1 | **B1015.5** |
| **7/32** | 5.56 | 127 | 47 | 6 | 1 | **B1017/32** |
| | 6.00 | 127 | 47 | 6 | 1 | **B1016.0** |
| **1/4** | 6.35 | 130 | 50 | 6 | 1 | **B1011/4** |
| | 6.50 | 130 | 50 | 6 | 1 | **B1016.5** |
| | 7.00 | 134 | 54 | 6 | 1 | **B1017.0** |
| **9/32** | 7.14 | 134 | 54 | 6 | 1 | **B1019/32** |
| | 7.50 | 134 | 54 | 6 | 1 | **B1017.5** |
| **5/16** | 7.94 | 138 | 58 | 6 | 1 | **B1015/16** |
| | 8.00 | 138 | 58 | 6 | 1 | **B1018.0** |
| | 8.50 | 138 | 58 | 6 | 1 | **B1018.5** |
| **11/32** | 8.73 | 142 | 62 | 6 | 1 | **B10111/32** |
| | 9.00 | 142 | 62 | 6 | 1 | **B1019.0** |
| | 9.50 | 142 | 62 | 6 | 1 | **B1019.5** |
| **3/8** | 9.53 | 146 | 66 | 6 | 1 | **B1013/8** |
| | 10.00 | 146 | 66 | 6 | 1 | **B10110.0** |
| **13/32** | 10.32 | 146 | 66 | 6 | 1 | **B10113/32** |
| | 10.50 | 146 | 66 | 6 | 1 | **B10110.5** |
| | 11.00 | 151 | 71 | 6 | 1 | **B10111.0** |
| **7/16** | 11.11 | 151 | 71 | 6 | 1 | **B1017/16** |
| | 11.50 | 151 | 71 | 6 | 1 | **B10111.5** |
| **15/32** | 11.91 | 156 | 76 | 6 | 1 | **B10115/32** |
| | 12.00 | 156 | 76 | 6 | 1 | **B10112.0** |
| | 12.50 | 156 | 76 | 6 | 1 | **B10112.5** |
| **1/2** | 12.70 | 156 | 76 | 6 | 1 | **B1011/2** |
| | 13.00 | 156 | 76 | 6 | 1 | **B10113.0** |
| **17/32** | 13.49 | 161 | 81 | 6 | 1 | **B10117/32** |
| | 13.50 | 161 | 81 | 6 | 1 | **B10113.5** |
| | 14.00 | 161 | 81 | 8 | 1 | **B10114.0** |
| **9/16** | 14.29 | 181 | 81 | 8 | 2 | **B1019/16** |
| | 14.50 | 181 | 81 | 8 | 2 | **B10114.5** |
| | 15.00 | 181 | 81 | 8 | 2 | **B10115.0** |
| **19/32** | 15.08 | 187 | 87 | 8 | 2 | **B10119/32** |
| | 15.50 | 187 | 87 | 8 | 2 | **B10115.5** |
| **5/8** | 15.88 | 187 | 87 | 8 | 2 | **B1015/8** |
| | 16.00 | 187 | 87 | 8 | 2 | **B10116.0** |
| | 16.50 | 187 | 87 | 8 | 2 | **B10116.5** |
| | 17.00 | 187 | 87 | 8 | 2 | **B10117.0** |

| $d_1$ Ø Inch | $d_1$ Ø mm | $l_1$ mm | $l_2$ mm | z | MK | e-Code |
|---|---|---|---|---|---|---|
| **11/16** | 17.46 | 193 | 93 | 8 | 2 | **B10111/16** |
| | 18.00 | 193 | 93 | 8 | 2 | **B10118.0** |
| | 19.00 | 193 | 93 | 8 | 2 | **B10119.0** |
| **3/4** | 19.05 | 200 | 100 | 8 | 2 | **B1013/4** |
| | 20.00 | 200 | 100 | 8 | 2 | **B10120.0** |
| **13/16** | 20.64 | 200 | 100 | 8 | 2 | **B10113/16** |
| | 21.00 | 200 | 100 | 8 | 2 | **B10121.0** |
| | 22.00 | 207 | 107 | 8 | 2 | **B10122.0** |
| **7/8** | 22.23 | 207 | 107 | 8 | 2 | **B1017/8** |
| | 23.00 | 207 | 107 | 8 | 2 | **B10123.0** |
| **15/16** | 23.81 | 242 | 115 | 8 | 3 | **B10115/16** |
| | 24.00 | 242 | 115 | 8 | 3 | **B10124.0** |
| | 25.00 | 242 | 115 | 10 | 3 | **B10125.0** |
| **1“** | 25.40 | 242 | 115 | 10 | 3 | **B1011** |
| | 26.00 | 242 | 115 | 10 | 3 | **B10126.0** |
| **1.1/16** | 26.99 | 251 | 124 | 10 | 3 | **B1011.1/16** |
| | 27.00 | 251 | 124 | 10 | 3 | **B10127.0** |
| | 28.00 | 251 | 124 | 10 | 3 | **B10128.0** |
| **1.1/8** | 28.58 | 251 | 124 | 10 | 3 | **B1011.1/8** |
| | 29.00 | 251 | 124 | 10 | 3 | **B10129.0** |
| | 30.00 | 251 | 124 | 10 | 3 | **B10130.0** |
| **1.3/16** | 30.16 | 260 | 133 | 10 | 3 | **B1011.3/16** |
| | 31.00 | 260 | 133 | 10 | 3 | **B10131.0** |
| **1.1/4** | 31.75 | 260 | 133 | 10 | 3 | **B1011.1/4** |
| | 32.00 | 293 | 133 | 10 | 4 | **B10132.0** |
| | 33.00 | 293 | 133 | 10 | 4 | **B10133.0** |
| | 34.00 | 302 | 142 | 10 | 4 | **B10134.0** |
| **1.3/8** | 34.93 | 302 | 142 | 10 | 4 | **B1011.3/8** |
| | 35.00 | 302 | 142 | 10 | 4 | **B10135.0** |
| | 36.00 | 302 | 142 | 10 | 4 | **B10136.0** |
| | 37.00 | 302 | 142 | 10 | 4 | **B10137.0** |
| | 38.00 | 312 | 152 | 10 | 4 | **B10138.0** |
| **1.1/2** | 38.10 | 312 | 152 | 10 | 4 | **B1011.1/2** |
| | 39.00 | 312 | 152 | 10 | 4 | **B10139.0** |
| | 40.00 | 312 | 152 | 10 | 4 | **B10140.0** |
| | 41.00 | 312 | 152 | 10 | 4 | **B10141.0** |
| | 42.00 | 312 | 152 | 10 | 4 | **B10142.0** |
| | 43.00 | 323 | 163 | 10 | 4 | **B10143.0** |
| | 44.00 | 323 | 163 | 10 | 4 | **B10144.0** |
| **1.3/4** | 44.45 | 323 | 163 | 10 | 4 | **B1011.3/4** |
| | 45.00 | 323 | 163 | 12 | 4 | **B10145.0** |
| | 46.00 | 323 | 163 | 12 | 4 | **B10146.0** |
| | 47.00 | 323 | 163 | 12 | 4 | **B10147.0** |
| | 48.00 | 334 | 174 | 12 | 4 | **B10148.0** |
| | 50.00 | 334 | 174 | 12 | 4 | **B10150.0** |
| **2“** | 50.80 | 334 | 174 | 12 | 4 | **B1012** |

# B162

- Machine Reamer Left Hand Helix 45°
- Alésoir Machine Hélice 45° à gauche
- Maschinenreibahle mit 45° linksdrall
- Escariador de máquina Hélice a izquierdas 45°
- Machine-schilruimer met 45° linkse spiraal
- Mandril de Máquina Hélice à Esquerda - 45º

## B162

■ 1.1 1.2 1.3 1.4 2.1 4.1 5.1 7.1 7.2 7.3 7.4 8.1

● 1.5 1.6 2.2 2.3 3.1 4.2 4.3 5.2 5.3 6.1 6.2 9.1

| $d_1$ Ø mm | $l_1$ mm | $l_2$ mm | $l_3$ mm | z | MK | e-Code |
|---|---|---|---|---|---|---|
| **8.0** | 156 | 33 | 90.5 | 3 | 1 | **B1628.0** |
| **10.0** | 168 | 38 | 102.5 | 3 | 1 | **B16210.0** |
| **12.0** | 182 | 44 | 116.5 | 3 | 1 | **B16212.0** |
| **13.0** | 182 | 44 | 116.5 | 3 | 1 | **B16213.0** |
| **14.0** | 189 | 47 | 123.5 | 3 | 1 | **B16214.0** |
| **16.0** | 210 | 52 | 130 | 3 | 2 | **B16216.0** |
| **17.0** | 214 | 54 | 134 | 3 | 2 | **B16217.0** |
| **18.0** | 219 | 56 | 139 | 3 | 2 | **B16218.0** |

| $d_1$ Ø mm | $l_1$ mm | $l_2$ mm | $l_3$ mm | z | MK | e-Code |
|---|---|---|---|---|---|---|
| **20.0** | 228 | 60 | 148 | 3 | 2 | **B16220.0** |
| **22.0** | 237 | 64 | 157 | 3 | 2 | **B16222.0** |
| **24.0** | 268 | 68 | 169 | 3 | 3 | **B16224.0** |
| **25.0** | 268 | 68 | 169 | 3 | 3 | **B16225.0** |
| **28.0** | 277 | 71 | 178 | 3 | 3 | **B16228.0** |
| **30.0** | 281 | 73 | 182 | 3 | 3 | **B16230.0** |
| **32.0** | 317 | 77 | 193 | 3 | 4 | **B16232.0** |

# B121

- Bridge Reamer
- Nietloch-Reibahlen mit Morsekegel,
- Klinkgatruimer
- Alésoirs de chaudronnerie queue cône morse
- Escariador de mango cónico
- Mandril de Caldeireiro Haste Cónica

## B121

With 1:10 starting taper (l3) / für Kegelstifte 1:10 (l3) / Coniciteit 1:10 (l3)/ Avec une conicité de départ de 1:10 (l3) / Conicidad 1:10 empezando en L3/ Conicidade 1:10 (l3)

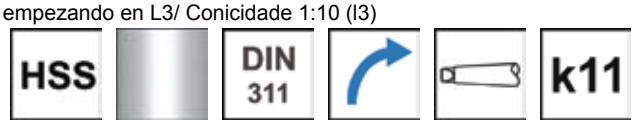


■ 1.1 1.2 1.3 1.4 3.1 4.1

● 1.5 1.6 3.2 3.3 3.4 7.2 8.2

| $d_1$ Ø mm | $l_1$ mm | $l_3$ mm | $l_2$ mm | z | MK | e-Code |
|---|---|---|---|---|---|---|
| **10.0** | 171 | 30 | 95 | 4 | 1 | **B12110.0** |
| **11.0** | 176 | 33 | 100 | 4 | 1 | **B12111.0** |
| **12.0** | 199 | 39 | 105 | 4 | 2 | **B12112.0** |
| **13.0** | 199 | 39 | 105 | 4 | 2 | **B12113.0** |
| **14.0** | 209 | 42 | 115 | 4 | 2 | **B12114.0** |
| **15.0** | 219 | 45 | 125 | 4 | 2 | **B12115.0** |
| **16.0** | 229 | 48 | 135 | 4 | 2 | **B12116.0** |
| **17.0** | 251 | 51 | 135 | 4 | 3 | **B12117.0** |
| **18.0** | 261 | 58 | 145 | 4 | 3 | **B12118.0** |
| **19.0** | 261 | 58 | 145 | 4 | 3 | **B12119.0** |

| $d_1$ Ø mm | $l_1$ mm | $l_3$ mm | $l_2$ mm | z | MK | e-Code |
|---|---|---|---|---|---|---|
| **20.0** | 271 | 62 | 155 | 4 | 3 | **B12120.0** |
| **21.0** | 271 | 62 | 155 | 4 | 3 | **B12121.0** |
| **22.0** | 281 | 66 | 165 | 4 | 3 | **B12122.0** |
| **23.0** | 281 | 66 | 165 | 4 | 3 | **B12123.0** |
| **24.0** | 296 | 72 | 180 | 4 | 3 | **B12124.0** |
| **25.0** | 296 | 72 | 180 | 4 | 3 | **B12125.0** |
| **26.0** | 296 | 72 | 180 | 4 | 3 | **B12126.0** |
| **30.0** | 311 | 78 | 195 | 5 | 3 | **B12130.0** |

# B954

- Machine Reamer for Conical Pin Left Hand Helix 45°
- Alésoir Machine pour goupille conique Hélice à gauche à 45°
- Maschinen-Kegelreibahle mit 45° linksdrall
- Escariador de máquina para pasadores cónicos Hélice a izquierdas 45°
- Machine-pengatruimer met 45° linkse spiraal
- Mandril de Máquina p/ Cavilhas Cónicas Hélice à Esquerda - 45º

## B954

■ 2.1 2.2 2.3 4.1 4.2 4.3 5.1 5.2 5.3 6.1 7.1 7.2 7.3 7.4 8.1

● 1.1 1.2 1.3 1.4 1.5 1.6 6.2 9.1

| nom Ø | $d_1$ Ø mm | $d_2$ Ø mm | $l_1$ mm | $l_2$ mm | z | MK | e-Code |
|---|---|---|---|---|---|---|---|
| **5.0** | 4.90 | 6.36 | 155 | 73 | 3 | 1 | **B9545.0** |
| **6.0** | 5.90 | 8.00 | 187 | 105 | 3 | 1 | **B9546.0** |
| **8.0** | 7.90 | 10.80 | 227 | 145 | 3 | 1 | **B9548.0** |
| **10.0** | 9.90 | 13.40 | 257 | 175 | 3 | 1 | **B95410.0** |
| **12.0** | 11.80 | 16.00 | 315 | 210 | 3 | 2 | **B95412.0** |
| **13.0** | 12.86 | 16.74 | 295 | 194 | 3 | 2 | **B95413.0** |

| nom Ø | $d_1$ Ø mm | $d_2$ Ø mm | $l_1$ mm | $l_2$ mm | z | MK | e-Code |
|---|---|---|---|---|---|---|---|
| **14.0** | 13.86 | 17.74 | 295 | 194 | 3 | 2 | **B95414.0** |
| **16.0** | 15.80 | 20.40 | 335 | 230 | 3 | 2 | **B95416.0** |
| **20.0** | 19.80 | 24.80 | 377 | 250 | 3 | 3 | **B95420.0** |
| **25.0** | 24.70 | 30.70 | 427 | 300 | 3 | 3 | **B95425.0** |
| **30.0** | 29.70 | 36.10 | 475 | 320 | 4 | 4 | **B95430.0** |

# B955

- Shell Reamer
- Maschinen-Aufsteck-Reibahle
- Opsteekruimer
- Alésoir creux machine
- Escariador hueco
- Cabeça de Mandrilar

## B955

d2=Nominal diameter d1 of B956 / d2=Nom. Durchmesser d1von B956 / d2=Nom. diameter d1van B956 / d2=Diamètre nominal d1 du B956 / d2=Diámetro nominal d1de B956 / d2=Diâmetro Nominal d1de B956

■ 1.1 1.2 1.3 1.4 2.1 4.1 5.1

● 1.5 1.6 2.2 2.3 3.1 4.2 4.3 5.2 5.3 6.1 6.2 7.1 7.2 7.3 7.4 8.2

| $d_1$ Ø mm | $l_1$ mm | $l_2$ mm | z | $d_2$ Ø mm | e-Code |
|---|---|---|---|---|---|
| **25.0** | 45 | 32 | 8 | 13 | **B95525.0** |
| **26.0** | 45 | 32 | 8 | 13 | **B95526.0** |
| **27.0** | 45 | 32 | 8 | 13 | **B95527.0** |
| **28.0** | 45 | 32 | 8 | 13 | **B95528.0** |
| **29.0** | 45 | 32 | 8 | 13 | **B95529.0** |
| **30.0** | 45 | 32 | 8 | 13 | **B95530.0** |
| **31.0** | 50 | 36 | 10 | 16 | **B95531.0** |
| **32.0** | 50 | 36 | 10 | 16 | **B95532.0** |
| **34.0** | 50 | 36 | 10 | 16 | **B95534.0** |
| **35.0** | 50 | 36 | 10 | 16 | **B95535.0** |
| **36.0** | 56 | 40 | 10 | 19 | **B95536.0** |
| **37.0** | 56 | 40 | 10 | 19 | **B95537.0** |
| **38.0** | 56 | 40 | 10 | 19 | **B95538.0** |
| **40.0** | 56 | 40 | 10 | 19 | **B95540.0** |

| $d_1$ Ø mm | $l_1$ mm | $l_2$ mm | z | $d_2$ Ø mm | e-Code |
|---|---|---|---|---|---|
| **42.0** | 56 | 40 | 10 | 19 | **B95542.0** |
| **44.0** | 63 | 45 | 12 | 22 | **B95544.0** |
| **45.0** | 63 | 45 | 12 | 22 | **B95545.0** |
| **48.0** | 63 | 45 | 12 | 22 | **B95548.0** |
| **50.0** | 63 | 45 | 12 | 22 | **B95550.0** |
| **52.0** | 71 | 50 | 12 | 27 | **B95552.0** |
| **55.0** | 71 | 50 | 12 | 27 | **B95555.0** |
| **58.0** | 71 | 50 | 12 | 27 | **B95558.0** |
| **60.0** | 71 | 50 | 12 | 27 | **B95560.0** |
| **65.0** | 80 | 56 | 14 | 32 | **B95565.0** |
| **70.0** | 80 | 56 | 14 | 32 | **B95570.0** |
| **75.0** | 90 | 63 | 14 | 40 | **B95575.0** |
| **80.0** | 90 | 63 | 14 | 40 | **B95580.0** |

# B956

- Shell Reamer Arbor (B955)
- MK-Halter für Aufsteck-Reibahle
- Houder voor opsteekruimer
- Porte-alésoirs creux
- Portaescariadores para escariadores huecos
- Haste p/ Cabeças de Mandrilar

## B956

| $d_1$ Ø mm | $l_1$ mm | $l_2$ mm | $l_3$ mm | MK | e-Code |
|---|---|---|---|---|---|
| **13.0** | 250 | 45 | 151 | 3 | **B95613.0** |
| **16.0** | 261 | 50 | 162 | 3 | **B95616.0** |
| **19.0** | 298 | 56 | 174 | 4 | **B95619.0** |
| **22.0** | 312 | 63 | 188 | 4 | **B95622.0** |

| $d_1$ Ø mm | $l_1$ mm | $l_2$ mm | $l_3$ mm | MK | e-Code |
|---|---|---|---|---|---|
| **27.0** | 359 | 71 | 203 | 5 | **B95627.0** |
| **32.0** | 376 | 80 | 220 | 5 | **B95632.0** |
| **40.0** | 396 | 90 | 240 | 5 | **B95640.0** |

# B957

- Shell Reamer Arbor - Spare Parts (B956)
- Accessoires pour porte-alésoirs creux machine (B956)
- Ersatzteile für B956
- Portaescariadores para escariadores huecos - Accesorios (B956)
- Onderdelen voor B956
- Suplentes p/ (B956)

## B957

| Nr. | d | e-Code |
|---|---|---|
| 3 | 13.00 | B957N3DRIVER |
| 3 | | B957N3NUT |
| 3 | | B957N3WASHER |
| 4 | 16.00 | B957N4DRIVER |
| 4 | | B957N4NUT |
| 4 | | B957N4WASHER |
| 5 | 19.00 | B957N5DRIVER |
| 5 | | B957N5NUT |
| 5 | | B957N5WASHER |
| 6 | 22.00 | B957N6DRIVER |
| 6 | | B957N6NUT |
| 6 | | B957N6WASHER |

| Nr. | d | e-Code |
|---|---|---|
| 7 | 27.00 | B957N7DRIVER |
| 7 | | B957N7NUT |
| 7 | | B957N7WASHER |
| 8 | 32.00 | B957N8DRIVER |
| 8 | | B957N8NUT |
| 8 | | B957N8WASHER |
| 9 | 40.00 | B957N9DRIVER |
| 9 | | B957N9NUT |
| 9 | | B957N9WASHER |

# G135 / G335

- Countersink
- Fraise à ébavurer et à chanfreiner
- Kegelsenker
- Avellanadores
- Verzinkboren
- Escareador

## G135

■ 1.1 1.2 1.3 1.4 1.5 4.1 4.2 4.3 5.1 5.2 5.3 6.1 6.2 6.3

● 1.6 2.1 2.2 2.3 3.1 3.2 3.3 3.4 6.4 7.1 7.2 7.3 7.4 8.1 8.2

| max d mm | min d | $l_1$ mm | $d_2$ Ø$h_9$ mm | z | e-Code |
|---|---|---|---|---|---|
| **6.3** | 1.6 | 45 | 5 | 3 | **G1356.3** |
| **8.0** | 2.0 | 50 | 6 | 3 | **G1358.0** |
| **10.0** | 2.5 | 50 | 6 | 3 | **G13510.0** |
| **12.5** | 3.2 | 56 | 8 | 3 | **G13512.5** |
| **16.0** | 4.0 | 63 | 10 | 3 | **G13516.0** |
| **20.0** | 5.0 | 67 | 10 | 3 | **G13520.0** |
| **25.0** | 6.3 | 71 | 10 | 3 | **G13525.0** |

## G335

■ 1.1 1.2 1.3 3.1 3.2 3.3 3.4 7.1 7.2 7.3 7.4

● 1.4 1.5 1.6 4.1 4.2 4.3 5.1 5.2 5.3 6.1 6.2 6.3 6.4 8.1 8.2

| max d mm | min d | $l_1$ mm | $d_2$ Ø$h_9$ mm | z | e-Code |
|---|---|---|---|---|---|
| **6.3** | 1.6 | 45 | 5 | 3 | **G3356.3** |
| **8.0** | 2.0 | 50 | 6 | 3 | **G3358.0** |
| **10.0** | 2.5 | 50 | 6 | 3 | **G33510.0** |
| **12.5** | 3.2 | 56 | 8 | 3 | **G33512.5** |
| **16.0** | 4.0 | 63 | 10 | 3 | **G33516.0** |
| **20.0** | 5.0 | 67 | 10 | 3 | **G33520.0** |
| **25.0** | 6.3 | 71 | 10 | 3 | **G33525.0** |

# G131

- Countersink
- Fraise à ébavurer et à chanfreiner
- Kegelsenker
- Avellanadores
- Verzinkboren
- Escareador

## G131

■ 1.3 1.4 1.5 1.6 3.4 4.2 4.3 5.2 5.3 6.4

● 2.3 8.3

| max d mm | min d | $l_1$ mm | $d_2$ Øh9 mm | z | e-Code |
|---|---|---|---|---|---|
| **8.0** | - | 50 | 8 | 5 | **G1318.0** |
| **12.5** | 2.0 | 50 | 8 | 5 | **G13112.5** |

| max d mm | min d | $l_1$ mm | $d_2$ Øh9 mm | z | e-Code |
|---|---|---|---|---|---|
| **16.0** | 3.2 | 60 | 10 | 7 | **G13116.0** |
| **20.0** | 5.0 | 63 | 10 | 7 | **G13120.0** |

# G137

- Countersink
- Fraise à ébavurer et à chanfreiner
- Kegelsenker
- Avellanadores
- Verzinkboren
- Escareador

## G137

■ 1.1 1.2 1.3 1.4 1.5 4.1 4.2 4.3 5.1 5.2 5.3 6.1 6.2 6.3

● 1.6 2.1 2.2 2.3 3.1 3.2 3.3 3.4 6.4 7.1 7.2 7.3 7.4 8.1 8.2

| max d mm | min d | $l_1$ mm | MK | z | e-Code |
|---|---|---|---|---|---|
| **16.0** | 4.0 | 90 | 1 | 3 | **G13716.0** |
| **20.0** | 5.0 | 106 | 2 | 3 | **G13720.0** |
| **25.0** | 6.3 | 112 | 2 | 3 | **G13725.0** |
| **31.5** | 10.0 | 118 | 2 | 3 | **G13731.5** |

| max d mm | min d | $l_1$ mm | MK | z | e-Code |
|---|---|---|---|---|---|
| **40.0** | 12.5 | 150 | 3 | 3 | **G13740.0** |
| **50.0** | 16.0 | 160 | 3 | 3 | **G13750.0** |
| **63.0** | 20.0 | 190 | 4 | 3 | **G13763.0** |
| **80.0** | 25.0 | 200 | 4 | 3 | **G13780.0** |

# G154

- Countersink
- Fraise à ébavurer et à chanfreiner
- Kegelsenker
- Avellanadores
- Verzinkboren
- Escareador




## G154

■ 1.1 1.2 1.3 1.4 1.5 4.1 4.2 4.3 5.1 5.2 5.3 6.1 6.2 6.3

● 1.6 2.1 2.2 2.3 3.1 3.2 3.3 3.4 6.4 7.1 7.2 7.3 7.4 8.1 8.2

| max d mm | min d | $l_1$ mm | $d_2$ Ø$h_9$ mm | z | e-Code |
|---|---|---|---|---|---|
| **6.3** | 1.5 | 45 | 5 | 3 | **G1546.3** |
| **8.3** | 2.0 | 50 | 6 | 3 | **G1548.3** |
| **10.4** | 2.5 | 50 | 6 | 3 | **G15410.4** |
| **12.4** | 2.8 | 56 | 8 | 3 | **G15412.4** |

| max d mm | min d | $l_1$ mm | $d_2$ Ø$h_9$ mm | z | e-Code |
|---|---|---|---|---|---|
| **16.5** | 3.2 | 60 | 10 | 3 | **G15416.5** |
| **20.5** | 3.5 | 63 | 10 | 3 | **G15420.5** |
| **25.0** | 3.8 | 67 | 10 | 3 | **G15425.0** |

# G155

- Countersink
- Fraise à ébavurer et à chanfreiner
- Kegelsenker
- Avellanadores
- Verzinkboren
- Escareador

## G155

■ 1.1 1.2 1.3 1.4 1.5 4.1 4.2 4.3 5.1 5.2 5.3 6.1 6.2 6.3

● 1.6 2.1 2.2 2.3 3.1 3.2 3.3 3.4 6.4 7.1 7.2 7.3 7.4 8.1 8.2

| max d mm | min d | $l_1$ mm | MK | z | e-Code |
|---|---|---|---|---|---|
| **16.5** | 3.2 | 85 | 1 | 3 | **G15516.5** |
| **20.5** | 3.5 | 100 | 2 | 3 | **G15520.5** |
| **25.0** | 3.8 | 106 | 2 | 3 | **G15525.0** |
| **31.0** | 4.2 | 112 | 2 | 3 | **G15531.0** |

| max d mm | min d | $l_1$ mm | MK | z | e-Code |
|---|---|---|---|---|---|
| **40.0** | 10.0 | 140 | 3 | 3 | **G15540.0** |
| **50.0** | 14.0 | 150 | 3 | 3 | **G15550.0** |
| **63.0** | 16.0 | 180 | 4 | 3 | **G15563.0** |
| **80.0** | 22.0 | 190 | 4 | 3 | **G15580.0** |

# G129

- Countersink
- Fraise à ébavurer et à chanfreiner
- Kegelsenker
- Avellanadores
- Verzinkboren
- Escareador

## G129

| | | | | | | | | | | | | | | |
|---|---|---|---|---|---|---|---|---|---|---|---|---|---|---|
| ■ | 1.1 | 1.2 | 1.3 | 1.4 | 1.5 | 4.1 | 4.2 | 5.1 | 5.2 | 6.1 | 6.2 | 6.3 | 7.1 | 7.2 |
| ● | 1.6 | 2.1 | 2.2 | 3.1 | 3.2 | 3.3 | 3.4 | 4.3 | 5.3 | 6.4 | 7.3 | 7.4 | 8.1 | 8.2 |

| max d mm | $l_1$ mm | $d_2$ Ø$h_9$ mm | z | e-Code |
|---|---|---|---|---|
| **6.00** | 45 | 6 | 1 | **G1296.0** |
| **8.00** | 50 | 8 | 1 | **G1298.0** |
| **10.00** | 49 | 8 | 1 | **G12910.0** |
| **12.50** | 49 | 8 | 1 | **G12912.5** |

| max d mm | $l_1$ mm | $d_2$ Ø$h_9$ mm | z | e-Code |
|---|---|---|---|---|
| **16.00** | 56 | 10 | 1 | **G12916.0** |
| **20.00** | 60 | 10 | 1 | **G12920.0** |
| **25.00** | 75 | 12 | 1 | **G12925.0** |
| **31.50** | 80 | 12 | 1 | **G12931.5** |

# G149 / G349

- Countersink
- Kegelsenker
- Verzinkboren
- Fraise à ébavurer et à chanfreiner
- Avellanadores
- Escareador

## G149

■ 1.1 1.2 1.3 1.4 4.1 4.2 5.1 5.2 6.1 6.2 6.3 7.1 7.2

● 1.5 1.6 2.1 2.2 3.1 3.2 3.3 3.4 4.3 5.3 6.4 7.3 7.4 8.1 8.2

| max d mm | min d | $l_1$ mm | $d_2$ Ø mm | $d_1$ Ø mm | z | e-Code |
|---|---|---|---|---|---|---|
| **5** | 2 | 45 | 6 | 10 | 1 | **G1495** |
| **10** | 5 | 48 | 8 | 14 | 1 | **G14910** |
| **15** | 10 | 65 | 10 | 21 | 1 | **G14915** |
| **20** | 15 | 84 | 12 | 28 | 1 | **G14920** |
| **25** | 20 | 102 | 15 | 35 | 1 | **G14925** |
| **30** | 25 | 115 | 15 | 44 | 1 | **G14930** |

| max d mm | min d | $l_1$ mm | $d_2$ Ø mm | $d_1$ Ø mm | z | e-Code |
|---|---|---|---|---|---|---|
| **35** | 30 | 127 | 15 | 48 | 1 | **G14935** |
| **40** | 35 | 136 | 15 | 53 | 1 | **G14940** |
| **50** | 40 | 166 | 20 | 60 | 1 | **G14950** |

## G349

■ 1.1 1.2 1.3 1.4 1.5 3.1 3.2 3.3 3.4 7.1 7.2 7.3 7.4

● 1.6 4.1 4.2 4.3 5.1 5.2 5.3 6.1 6.2 6.3 6.4 8.1 8.2

| max d mm | min d | $l_1$ mm | $d_2$ Ø mm | $d_1$ Ø mm | z | e-Code |
|---|---|---|---|---|---|---|
| **5** | 2 | 45 | 6 | 10 | 1 | **G3495** |
| **10** | 5 | 48 | 8 | 14 | 1 | **G34910** |

| max d mm | min d | $l_1$ mm | $d_2$ Ø mm | $d_1$ Ø mm | z | e-Code |
|---|---|---|---|---|---|---|
| **15** | 10 | 65 | 10 | 21 | 1 | **G34915** |
| **20** | 15 | 84 | 12 | 28 | 1 | **G34920** |

# G142

- Countersink with extra radial relief
- Fraise à chanfreiner avec dépouille accentuée
- Senker, radial hinterschliffen
- Escareador com alívio radial extra
- Verzinker, radiaal achtergeslepen
- Escareador (extra radial relief)




## G142

■ 1.1 1.2 2.1 2.2 2.3 4.1 5.1 6.1 6.2 7.1 7.2 8.1 8.2

● 1.3 1.4 4.2 5.2 6.3 7.3 7.4

| max d mm | min d | $l_1$ mm | $d_2$ Øh9 mm | z | e-Code |
|---|---|---|---|---|---|
| **4.8** | 1.3 | 40 | 4 | 3 | **G1424.8** |
| **5.0** | 1.5 | 40 | 4 | 3 | **G1425.0** |
| **6.0** | 1.5 | 45 | 4 | 3 | **G1426.0** |
| **6.3** | 1.5 | 45 | 5 | 3 | **G1426.3** |
| **7.0** | 1.8 | 50 | 6 | 3 | **G1427.0** |
| **7.3** | 1.8 | 50 | 6 | 3 | **G1427.3** |
| **8.0** | 2.0 | 50 | 6 | 3 | **G1428.0** |
| **8.3** | 2.0 | 50 | 6 | 3 | **G1428.3** |
| **10.0** | 2.5 | 50 | 6 | 3 | **G14210.0** |
| **10.4** | 2.5 | 50 | 6 | 3 | **G14210.4** |

| max d mm | min d | $l_1$ mm | $d_2$ Øh9 mm | z | e-Code |
|---|---|---|---|---|---|
| **11.5** | 2.8 | 56 | 8 | 3 | **G14211.5** |
| **12.4** | 2.8 | 56 | 8 | 3 | **G14212.4** |
| **15.0** | 3.2 | 60 | 10 | 3 | **G14215.0** |
| **16.5** | 3.2 | 60 | 10 | 3 | **G14216.5** |
| **19.0** | 3.5 | 63 | 10 | 3 | **G14219.0** |
| **20.5** | 3.5 | 63 | 10 | 3 | **G14220.5** |
| **23.0** | 3.8 | 67 | 10 | 3 | **G14223.0** |
| **25.0** | 3.8 | 67 | 10 | 3 | **G14225.0** |
| **31.0** | 4.2 | 71 | 12 | 3 | **G14231.0** |

# G136

- Countersink
- Fraise à ébavurer et à chanfreiner
- Kegelsenker
- Avellanadores
- Verzinkboren
- Escareador



## G136

■ 1.1 1.2 1.3 1.4 1.5 4.1 4.2 4.3 5.1 5.2 5.3 6.1 6.2 6.3

● 1.6 2.1 2.2 2.3 3.1 3.2 3.3 3.4 6.4 7.1 7.2 7.3 7.4 8.1 8.2

| max d mm | min d | $l_1$ mm | $d_2$ Ø$h_9$ mm | z | e-Code |
|---|---|---|---|---|---|
| **4.3** | 1.3 | 40 | 4 | 3 | **G1364.3** |
| **5.0** | 1.5 | 40 | 4 | 3 | **G1365.0** |
| **5.3** | 1.5 | 40 | 4 | 3 | **G1365.3** |
| **5.8** | 1.5 | 45 | 5 | 3 | **G1365.8** |
| **6.0** | 1.5 | 45 | 5 | 3 | **G1366.0** |
| **6.3** | 1.5 | 45 | 5 | 3 | **G1366.3** |
| **7.0** | 1.8 | 50 | 6 | 3 | **G1367.0** |
| **7.3** | 1.8 | 50 | 6 | 3 | **G1367.3** |
| **8.0** | 2.0 | 50 | 6 | 3 | **G1368.0** |
| **8.3** | 2.0 | 50 | 6 | 3 | **G1368.3** |
| **9.4** | 2.2 | 50 | 6 | 3 | **G1369.4** |
| **10.0** | 2.5 | 50 | 6 | 3 | **G13610.0** |
| **10.4** | 2.5 | 50 | 6 | 3 | **G13610.4** |
| **11.5** | 2.8 | 56 | 8 | 3 | **G13611.5** |

| max d mm | min d | $l_1$ mm | $d_2$ Ø$h_9$ mm | z | e-Code |
|---|---|---|---|---|---|
| **12.4** | 2.8 | 56 | 8 | 3 | **G13612.4** |
| **13.4** | 2.9 | 56 | 8 | 3 | **G13613.4** |
| **15.0** | 3.2 | 60 | 10 | 3 | **G13615.0** |
| **16.5** | 3.2 | 60 | 10 | 3 | **G13616.5** |
| **19.0** | 3.5 | 63 | 10 | 3 | **G13619.0** |
| **20.5** | 3.5 | 63 | 10 | 3 | **G13620.5** |
| **23.0** | 3.8 | 67 | 10 | 3 | **G13623.0** |
| **25.0** | 3.8 | 67 | 10 | 3 | **G13625.0** |
| **26.0** | 3.8 | 67 | 10 | 3 | **G13626.0** |
| **28.0** | 4.0 | 71 | 12 | 3 | **G13628.0** |
| **30.0** | 4.2 | 71 | 12 | 3 | **G13630.0** |
| **31.0** | 4.2 | 71 | 12 | 3 | **G13631.0** |

# G336 / G560

DORMER

- Countersink
- Fraise à ébavurer et à chanfreiner
- Kegelsenker
- Avellanadores
- Verzinkboren
- Escareador




## G336

HSS | TiN | DIN 335 C | 90°

■ 1.1 1.2 1.3 1.4 1.5 3.1 3.2 3.3 3.4 7.1 7.2 7.3 7.4

● 1.6 4.1 4.2 4.3 5.1 5.2 5.3 6.1 6.2 6.3 6.4 8.1 8.2

| max d mm | min d | $l_1$ mm | $d_2$ Øh9 mm | z | e-Code |
|---|---|---|---|---|---|
| **5.0** | 1.5 | 40 | 4 | 3 | **G3365.0** |
| **6.0** | 1.5 | 45 | 5 | 3 | **G3366.0** |
| **6.3** | 1.5 | 45 | 5 | 3 | **G3366.3** |
| **7.0** | 1.8 | 50 | 6 | 3 | **G3367.0** |
| **7.3** | 1.8 | 50 | 6 | 3 | **G3367.3** |
| **8.0** | 2.0 | 50 | 6 | 3 | **G3368.0** |
| **8.3** | 2.0 | 50 | 6 | 3 | **G3368.3** |
| **10.0** | 2.5 | 50 | 6 | 3 | **G33610.0** |
| **10.4** | 2.5 | 50 | 6 | 3 | **G33610.4** |
| **11.5** | 2.8 | 56 | 8 | 3 | **G33611.5** |

| max d mm | min d | $l_1$ mm | $d_2$ Øh9 mm | z | e-Code |
|---|---|---|---|---|---|
| **12.4** | 2.8 | 56 | 8 | 3 | **G33612.4** |
| **15.0** | 3.2 | 60 | 10 | 3 | **G33615.0** |
| **16.5** | 3.2 | 60 | 10 | 3 | **G33616.5** |
| **19.0** | 3.5 | 63 | 10 | 3 | **G33619.0** |
| **20.5** | 3.5 | 63 | 10 | 3 | **G33620.5** |
| **23.0** | 3.8 | 67 | 10 | 3 | **G33623.0** |
| **25.0** | 3.8 | 67 | 10 | 3 | **G33625.0** |
| **31.0** | 4.2 | 71 | 12 | 3 | **G33631.0** |

G237
247

## G560

HSS | TiAlN | DIN 335 C | 90°

■ 1.1 1.2 1.3 3.1 3.2 3.3 3.4 7.1 7.2 7.3 7.4

● 1.4 1.5 1.6 4.1 4.2 4.3 5.1 5.2 5.3 6.1 6.2 6.3 6.4 8.1 8.2

| max d mm | min d | $l_1$ mm | $d_2$ Øh9 mm | z | e-Code |
|---|---|---|---|---|---|
| **6.3** | 1.5 | 45 | 5 | 3 | **G5606.3** |
| **8.0** | 2.0 | 50 | 6 | 3 | **G5608.0** |
| **8.3** | 2.0 | 50 | 6 | 3 | **G5608.3** |
| **10.0** | 2.5 | 50 | 6 | 3 | **G56010.0** |
| **10.4** | 2.5 | 50 | 6 | 3 | **G56010.4** |
| **12.4** | 2.8 | 56 | 8 | 3 | **G56012.4** |

| max d mm | min d | $l_1$ mm | $d_2$ Øh9 mm | z | e-Code |
|---|---|---|---|---|---|
| **16.5** | 3.2 | 60 | 10 | 3 | **G56016.5** |
| **20.5** | 3.5 | 63 | 10 | 3 | **G56020.5** |
| **25.0** | 3.8 | 67 | 10 | 3 | **G56025.0** |
| **31.0** | 4.2 | 71 | 12 | 3 | **G56031.0** |

# G139 / G236

- Countersink, set
- Kegelsenker-Satz
- Verzinkboren in sets
- Coffrets de fraises à ébavurer et à chanfreiner
- Juego de Avellanadores
- Jogo de Escareadores

## G139

| Nr. | A | e-Code |
|---|---|---|
| 70 | G136 6.3 - 8.3 - 10.4 - 12.4 - 16.5 - 20.5 | G13970 |
| 71 | G136 6.0 - 8.0 - 10.0 - 11.5 - 15.0 - 19.0 | G13971 |
| 72 | G136 6.3 - 8.3 - 10.4 - 12.4 - 16.5 - 20.5 - 25.0 | G13972 |

## G236

| Nr. | A | e-Code |
|---|---|---|
| 1 | G136 6.3 - 8.3 - 10.4 - 12.4 - 16.5 - 20.5 | G2361 |
| 2 | G136 6.3 - 10.4 - 16.5 - 20.5 | G2362 |

# G237

- Countersink, set
- Coffrets de fraises à ébavurer et à chanfreiner
- Kegelsenker-Satz
- Juego de Avellanadores
- Verzinkboren in sets
- Jogo de Escareadores




## G237

| Nr. | A | e-Code |
|---|---|---|
| **10** | G560 6.3 - 10.4 - 16.5 - 20.5 | **G23710** |

# G132

- Countersink
- Fraise à ébavurer et à chanfreiner
- Kegelsenker
- Avellanadores
- Verzinkboren
- Escareador

## G132

■ 1.5 1.6 3.4 4.2 4.3 5.2 5.3 6.4

● 1.3 1.4 2.3 8.3

| max d mm | min d | $l_1$ mm | $d_2$ Øh9 mm | z | e-Code |
|---|---|---|---|---|---|
| **8.0** | - | 48 | 8 | 5 | **G1328.0** |
| **12.5** | 2.0 | 48 | 8 | 5 | **G13212.5** |

| max d mm | min d | $l_1$ mm | $d_2$ Øh9 mm | z | e-Code |
|---|---|---|---|---|---|
| **16.0** | 3.2 | 56 | 10 | 7 | **G13216.0** |
| **20.0** | 5.0 | 60 | 10 | 7 | **G13220.0** |

# G138 / G338

DORMER

- Countersink
- Fraise à ébavurer et à chanfreiner
- Kegelsenker
- Avellanadores
- Verzinkboren
- Escareador

## G138

HSS | DIN 335 D | 90°

■ 1.1 1.2 1.3 1.4 1.5 4.1 4.2 4.3 5.1 5.2 5.3 6.1 6.2 6.3

● 1.6 2.1 2.2 2.3 3.1 3.2 3.3 3.4 6.4 7.1 7.2 7.3 7.4 8.1 8.2

| max d mm | min d | $l_1$ mm | MK | z | e-Code |
|---|---|---|---|---|---|
| **15.0** | 3.2 | 85 | 1 | 3 | **G13815.0** |
| **16.5** | 3.2 | 85 | 1 | 3 | **G13816.5** |
| **19.0** | 3.5 | 100 | 2 | 3 | **G13819.0** |
| **20.5** | 3.5 | 100 | 2 | 3 | **G13820.5** |
| **23.0** | 3.8 | 106 | 2 | 3 | **G13823.0** |
| **25.0** | 3.8 | 106 | 2 | 3 | **G13825.0** |
| **26.0** | 3.8 | 106 | 2 | 3 | **G13826.0** |
| **28.0** | 4.0 | 112 | 2 | 3 | **G13828.0** |

| max d mm | min d | $l_1$ mm | MK | z | e-Code |
|---|---|---|---|---|---|
| **30.0** | 4.2 | 112 | 2 | 3 | **G13830.0** |
| **31.0** | 4.2 | 112 | 2 | 3 | **G13831.0** |
| **34.0** | 4.5 | 118 | 2 | 3 | **G13834.0** |
| **37.0** | 4.8 | 118 | 2 | 3 | **G13837.0** |
| **40.0** | 10.0 | 140 | 3 | 3 | **G13840.0** |
| **50.0** | 14.0 | 150 | 3 | 3 | **G13850.0** |
| **63.0** | 16.0 | 180 | 4 | 3 | **G13863.0** |
| **80.0** | 22.0 | 190 | 4 | 3 | **G13880.0** |

## G338

HSS | TiN | DIN 335 D | 90°

■ 1.1 1.2 1.3 1.4 1.5 3.1 3.2 3.3 3.4 7.1 7.2 7.3 7.4

● 1.6 4.1 4.2 4.3 5.1 5.2 5.3 6.1 6.2 6.3 6.4 8.1 8.2

| max d mm | min d | $l_1$ mm | MK | z | e-Code |
|---|---|---|---|---|---|
| **25.0** | 3.8 | 106 | 2 | 3 | **G33825.0** |
| **31.0** | 4.2 | 112 | 2 | 3 | **G33831.0** |
| **37.0** | 4.8 | 118 | 2 | 3 | **G33837.0** |
| **40.0** | 10.0 | 140 | 3 | 3 | **G33840.0** |

| max d mm | min d | $l_1$ mm | MK | z | e-Code |
|---|---|---|---|---|---|
| **50.0** | 14.0 | 150 | 3 | 3 | **G33850.0** |
| **63.0** | 16.0 | 180 | 4 | 3 | **G33863.0** |

# G170 / G171

- Countersink
- Kegelsenker
- Verzinkboren
- Fraise à ébavurer et à chanfreiner
- Avellanadores
- Escareador




## G170

■ 1.1 1.2 1.3 1.4 1.5 4.1 4.2 4.3 5.1 5.2 5.3 6.1 6.2 6.3

● 1.6 2.1 2.2 2.3 3.1 3.2 3.3 3.4 6.4 7.1 7.2 7.3 7.4 8.1 8.2

| max d mm | min d | $l_1$ mm | $d_2$ $Øh_9$ mm | z | e-Code |
|---|---|---|---|---|---|
| **6.3** | 1.5 | 44.0 | 5.0 | 3 | **G1706.3** |
| **8.3** | 2.0 | 49.0 | 6.0 | 3 | **G1708.3** |
| **10.4** | 2.5 | 49.0 | 6.0 | 3 | **G17010.4** |
| **12.4** | 2.8 | 53.0 | 6.0 | 3 | **G17012.4** |

| max d mm | min d | $l_1$ mm | $d_2$ $Øh_9$ mm | z | e-Code |
|---|---|---|---|---|---|
| **16.5** | 3.2 | 56.0 | 6.0 | 3 | **G17016.5** |
| **20.5** | 3.5 | 61.0 | 10.0 | 3 | **G17020.5** |
| **25.0** | 3.8 | 65.0 | 10.0 | 3 | **G17025.0** |

## G171

■ 1.1 1.2 1.3 3.1 3.2 3.3 3.4 7.1 7.2 7.3 7.4

● 1.4 1.5 1.6 4.1 4.2 4.3 5.1 5.2 5.3 6.1 6.2 6.3 6.4 8.1 8.2

| max d mm | min d | $l_1$ mm | $d_2$ $Øh_9$ mm | z | e-Code |
|---|---|---|---|---|---|
| **6.3** | 1.5 | 44.0 | 5.0 | 3 | **G1716.3** |
| **8.3** | 2.0 | 49.0 | 6.0 | 3 | **G1718.3** |
| **10.4** | 2.5 | 49.0 | 6.0 | 3 | **G17110.4** |
| **12.4** | 2.8 | 53.0 | 6.0 | 3 | **G17112.4** |

| max d mm | min d | $l_1$ mm | $d_2$ $Øh_9$ mm | z | e-Code |
|---|---|---|---|---|---|
| **16.5** | 3.2 | 56.0 | 6.0 | 3 | **G17116.5** |
| **20.5** | 3.5 | 61.0 | 10.0 | 3 | **G17120.5** |
| **25.0** | 3.8 | 65.0 | 10.0 | 3 | **G17125.0** |

# M138

- Conical Drill
- Forets multi-diamètres
- Konische Bohrer
- Broca Multi-diámetro
- Getrapte plaatboren
- Broca Cónica Multi-Diâmetros

## M138

■ 1.1 1.2 1.3 1.4 4.1 4.2 4.3 5.1 5.2 5.3 6.1 6.2 6.3 7.1 7.2 8.1 8.2

● 1.5 1.6 2.1 2.2 2.3 3.1 3.2 3.3 3.4 6.4 7.3 7.4

| Nr. | max d mm | min d | $l_2$ mm | $l_1$ mm | $d_2$ h11 mm | e-Code |
|---|---|---|---|---|---|---|
| **1** | 14 | 3 | 36 | 58 | 6 | **M1381** |
| **2** | 20 | 8 | 40 | 62 | 8 | **M1382** |
| **3** | 30 | 16 | 48 | 70 | 10 | **M1383** |
| **4** | 40 | 26 | 51 | 76 | 10 | **M1384** |

| Nr. | max d mm | min d | $l_2$ mm | $l_1$ mm | $d_2$ h11 mm | e-Code |
|---|---|---|---|---|---|---|
| **5** | 50 | 36 | 54 | 79 | 10 | **M1385** |
| **6** | 60 | 46 | 57 | 82 | 13 | **M1386** |

# G314

- Conical Drill
- Konische Bohrer
- Getrapte plaatboren
- Forets multi-diamètres
- Broca Multi-diámetro
- Broca Cónica Multi-Diâmetros

## G314

■ 1.1 1.2 1.3 1.4 4.1 4.2 4.3 5.1 5.2 5.3 6.1 6.2 6.3 7.1 7.2 8.1 8.2

● 1.5 1.6 2.1 2.2 2.3 3.1 3.2 3.3 3.4 6.4 7.3 7.4

| Nr. | d min-max mm | $l_3$ mm | $l_1$ mm | $d_3$ Ø mm | e-Code |
|---|---|---|---|---|---|
| **412** | 4.0 mm ÷ 12.0 mm x 1.0 mm | 5.0 | 80 | 6.0 | **G314412** |
| **1220** | 12.0 mm ÷ 20.0 mm x 1.0 mm | 4.0 | 76 | 9.0 | **G3141220** |
| **2030** | 20.0 mm ÷ 30.0 mm x 1.0 mm | 4.0 | 88 | 12.0 | **G3142030** |
| **3040** | 30.0 mm ÷ 40.0 mm x 1.0 mm | 4.0 | 98 | 13.0 | **G3143040** |
| **420** | 4.0 mm ÷ 20.0 mm x 2.0 mm | 4.0 | 76 | 8.0 | **G314420** |
| **630** | 6.0 mm ÷ 30.0 mm x 2.0 mm | 4.0 | 98 | 10.0 | **G314630** |
| **M** | 9.0 mm ÷ 36.0 mm x 3.0 mm | 3.0 | 86 | 12.0 | **G314M** |

# G125

DORMER

- Counterbore
- Flachsenker
- Verzinkboren
- Fraises pour logement de tête de vis
- Refrentadores
- Broca de Caixas

## G125

■ 1.1 1.2 1.3 2.1 3.1 3.2 7.1 7.2 8.1

● 1.4 1.5 1.6 2.2 3.3 3.4 4.1 4.2 4.3 5.1 5.2 5.3 6.1 6.2 6.3 7.3 7.4 8.2

| $d_1$ Ø$z_9$ mm | $d_3$ Ø$e_8$ mm | M | $l_1$ mm | $l_2$ mm | $d_2$ Ø$h_9$ mm | z | e-Code | |
|---|---|---|---|---|---|---|---|---|
| **6.50** | 2.50 | M 3 t | 71 | 14 | 5.0 | 3 | **G1256.5X2.5** | 1) |
| **6.50** | 3.20 | M 3 f | 71 | 14 | 5.0 | 3 | **G1256.5X3.2** | 2) |
| **6.50** | 3.40 | M 3 m | 71 | 14 | 5.0 | 3 | **G1256.5X3.4** | 3) |
| **8.00** | 3.30 | M 4 t | 71 | 14 | 5.0 | 3 | **G1258.0X3.3** | 1) |
| **8.00** | 4.30 | M 4 f | 71 | 14 | 5.0 | 3 | **G1258.0X4.3** | 2) |
| **8.00** | 4.50 | M 4 m | 71 | 14 | 5.0 | 3 | **G1258.0X4.5** | 3) |
| **10.00** | 4.20 | M 5 t | 80 | 18 | 8.0 | 3 | **G12510.0X4.2** | 1) |
| **10.00** | 5.30 | M 5 f | 80 | 18 | 8.0 | 3 | **G12510.0X5.3** | 2) |
| **10.00** | 5.50 | M 5 m | 80 | 18 | 8.0 | 3 | **G12510.0X5.5** | 3) |
| **11.00** | 5.00 | M 6 t | 80 | 18 | 8.0 | 3 | **G12511.0X5.0** | 1) |
| **11.00** | 6.40 | M 6 f | 80 | 18 | 8.0 | 3 | **G12511.0X6.4** | 2) |
| **11.00** | 6.60 | M 6 m | 80 | 18 | 8.0 | 3 | **G12511.0X6.6** | 3) |
| **15.00** | 6.80 | M 8 t | 100 | 22 | 12.5 | 3 | **G12515.0X6.8** | 1) |
| **15.00** | 8.40 | M 8 f | 100 | 22 | 12.5 | 3 | **G12515.0X8.4** | 2) |
| **15.00** | 9.00 | M 8 m | 100 | 22 | 12.5 | 3 | **G12515.0X9.0** | 3) |
| **18.00** | 8.50 | M 10 t | 100 | 22 | 12.5 | 3 | **G12518.0X8.5** | 1) |
| **18.00** | 10.50 | M 10 f | 100 | 22 | 12.5 | 3 | **G12518.0X10.5** | 2) |
| **18.00** | 11.00 | M 10 m | 100 | 22 | 12.5 | 3 | **G12518.0X11.0** | 3) |
| **20.00** | 10.20 | M 12 t | 100 | 22 | 12.5 | 3 | **G12520.0X10.2** | 1) |
| **20.00** | 13.00 | M 12 f | 100 | 22 | 12.5 | 3 | **G12520.0X13.0** | 2) |
| **20.00** | 13.50 | M 12 m | 100 | 22 | 12.5 | 3 | **G12520.0X13.5** | 3) |

1) t= for tap hole / t = für Kernloch / t = voor kerngat / t = pour trou taraudé / t = Para agujero roscado / t = para furo de rosca
2) f= for through hole fine / f = für Durchgangsloch fein / f = fijnpassing voor doorlopende gaten / f = pour trou de vis précis / f = Para agujero pasante fino / f = para furo passante raso
3) m= for through hole medium / m= für Durchgangsloch mittel / m= middelpassing voor doorlopende gaten / m = pour trou de vis moyen / m= Para agujero pasante medio / m = para furo passante médio

# G126

- Counterbore
- Fraises pour logement de tête de vis
- Flachsenker
- Refrentadores
- Verzinkboren
- Broca de Caixas

## G126

■ 1.1 1.2 1.3 2.1 3.1 3.2 7.1 7.2 8.1

● 1.4 1.5 1.6 2.2 3.3 3.4 4.1 4.2 4.3 5.1 5.2 5.3 6.1 6.2 6.3 7.3 7.4 8.2

| $d_1$ Ø$z_9$ mm | $l_1$ mm | $l_2$ mm | $d_2$ Ø$h_8$ mm | MK | z | e-Code |
|---|---|---|---|---|---|---|
| **15.00** | 132 | 22 | 4 | 2 | 3 | **G12615.0** |
| **18.00** | 140 | 25 | 5 | 2 | 3 | **G12618.0** |
| **20.00** | 140 | 25 | 5 | 2 | 3 | **G12620.0** |
| **24.00** | 150 | 30 | 6 | 2 | 3 | **G12624.0** |
| **26.00** | 180 | 35 | 8 | 3 | 3 | **G12626.0** |
| **30.00** | 180 | 35 | 8 | 3 | 3 | **G12630.0** |

| $d_1$ Ø$z_9$ mm | $l_1$ mm | $l_2$ mm | $d_2$ Ø$h_8$ mm | MK | z | e-Code |
|---|---|---|---|---|---|---|
| **33.00** | 190 | 40 | 10 | 3 | 3 | **G12633.0** |
| **36.00** | 190 | 40 | 10 | 3 | 3 | **G12636.0** |
| **40.00** | 190 | 40 | 10 | 3 | 3 | **G12640.0** |
| **43.00** | 236 | 50 | 12 | 4 | 4 | **G12643.0** |
| **46.00** | 236 | 50 | 12 | 4 | 4 | **G12646.0** |

# G127

- Detachable Pilot (G126)
- Führungszapfen (G126)
- Verwisselbare geleidepen (G126)
- Pilote (G126)
- Guía desmontable para Refrentador (G126)
- Piloto Amovivel (G126)

## G127

| $d_1$ Ø mm | $d_2$ Ø$f_7$ mm | M | e-Code | |
|---|---|---|---|---|
| **6.80** | 4 | M 8 t | **G1276.8X4.0** | 1) |
| **8.40** | 4 | M 8 f | **G1278.4X4.0** | 2) |
| **9.00** | 4 | M 8 m | **G1279.0X4.0** | 3) |
| **6.80** | 5 | M 8 t | **G1276.8X5.0** | 1) |
| **8.40** | 5 | M 8 f | **G1278.4X5.0** | 2) |
| **8.50** | 5 | M 10 t | **G1278.5X5.0** | 1) |
| **9.00** | 5 | M 8 m | **G1279.0X5.0** | 3) |
| **10.20** | 5 | M 12 t | **G12710.2X5.0** | 1) |
| **10.50** | 5 | M 10 f | **G12710.5X5.0** | 2) |
| **11.00** | 5 | M 10 m | **G12711.0X5.0** | 3) |
| **13.00** | 5 | M 12 f | **G12713.0X5.0** | 2) |
| **13.50** | 5 | M 12 m | **G12713.5X5.0** | 3) |
| **8.50** | 6 | M 10 t | **G1278.5X6.0** | 1) |
| **10.20** | 6 | M 12 t | **G12710.2X6.0** | 1) |
| **10.50** | 6 | M 10 f | **G12710.5X6.0** | 2) |
| **11.00** | 6 | M 10 m | **G12711.0X6.0** | 3) |
| **12.00** | 6 | M 14 t | **G12712.0X6.0** | 1) |
| **13.00** | 6 | M 12 f | **G12713.0X6.0** | 2) |
| **13.50** | 6 | M 12 m | **G12713.5X6.0** | 3) |
| **15.00** | 6 | M 14 f | **G12715.0X6.0** | 2) |
| **15.50** | 8 | M 18 t | **G12715.5X6.0** | 1) |
| **10.20** | 8 | M 12 t | **G12710.2X8.0** | 1) |
| **12.00** | 8 | M 14 t | **G12712.0X8.0** | 1) |
| **13.00** | 8 | M 12 f | **G12713.0X8.0** | 2) |
| **13.50** | 8 | M 12 m | **G12713.5X8.0** | 3) |
| **14.00** | 8 | M 16 t | **G12714.0X8.0** | 1) |
| **15.00** | 8 | M 14 f | **G12715.0X8.0** | 2) |
| **15.50** | 8 | M 14 m | **G12715.5X8.0** | 3) |

| $d_1$ Ø mm | $d_2$ Ø$f_7$ mm | M | e-Code | |
|---|---|---|---|---|
| **17.00** | 8 | M 16 f | **G12717.0X8.0** | 2) |
| **17.50** | 10 | M 20 t | **G12717.5X8.0** | 1) |
| **19.00** | 8 | M 18 f | **G12719.0X8.0** | 2) |
| **20.00** | 8 | M 18 m | **G12720.0X8.0** | 3) |
| **14.00** | 10 | M 16 t | **G12714.0X10.0** | 1) |
| **15.50** | 10 | M 18 t | **G12715.5X10.0** | 1) |
| **17.00** | 10 | M 16 f | **G12717.0X10.0** | 2) |
| **17.50** | 10 | M 16 m | **G12717.5X10.0** | 3) |
| **19.00** | 10 | M 18 f | **G12719.0X10.0** | 2) |
| **19.50** | 10 | M 22 t | **G12719.5X10.0** | 1) |
| **20.00** | 10 | M 18 m | **G12720.0X10.0** | 3) |
| **21.00** | 10 | M 24 t | **G12721.0X10.0** | 1) |
| **22.00** | 10 | M 20 m | **G12722.0X10.0** | 3) |
| **23.00** | 10 | M 22 f | **G12723.0X10.0** | 2) |
| **24.00** | 16 | M 27 t | **G12724.0X10.0** | 1) |
| **25.00** | 10 | M 24 f | **G12725.0X10.0** | 2) |
| **26.00** | 10 | M 24 m | **G12726.0X10.0** | 3) |
| **19.50** | 12 | M 22 t | **G12719.5X12.0** | 1) |
| **21.00** | 12 | M 24 t | **G12721.0X12.0** | 1) |
| **23.00** | 12 | M 22 f | **G12723.0X12.0** | 2) |
| **24.00** | 12 | M 27 t | **G12724.0X12.0** | 1) |
| **25.00** | 12 | M 24 f | **G12725.0X12.0** | 2) |
| **26.00** | 12 | M 24 m | **G12726.0X12.0** | 3) |
| **26.50** | 12 | M 30 t | **G12726.5X12.0** | 1) |
| **30.00** | 12 | M 27 m | **G12730.0X12.0** | 3) |
| **33.00** | 12 | M 30 m | **G12733.0X12.0** | 3) |

1) t= for tap hole / t = für Kernloch / t = voor kerngat / t = pour trou taraudé / t = Para agujero roscado / t = para furo de rosca
2) f= for through hole fine / f = für Durchgangsloch fein / f = fijnpassing voor doorlopende gaten / f = pour trou de vis précis / f = Para agujero pasante fino / f = para furo passante raso
3) m= for through hole medium / m= für Durchgangsloch mittel / m= middelpassing voor doorlopende gaten / m = pour trou de vis moyen / m= Para agujero pasante medio / m = para furo passante médio

**J**

| | |
|---|---|
| J100 | 270 |
| J101 | 274 |
| J105 | 271 |
| J110 | 272 |
| J115 | 273 |
| J120 | 276 |
| J125 | 277 |
| J135 | 278 |
| J145 | 279 |
| J160 | 280 |
| J170 | 281 |
| J180 | 282 |
| J500 | 275 |

**T**

| | |
|---|---|
| T100 | 262 |
| T101 | 263 |
| T105 | 265 |
| T106 | 266 |
| T110 | 264 |
| T115 | 267 |
| T116 | 268 |
| T120 | 269 |

257 - 484

**E**

| | | | | | | | |
|---|---|---|---|---|---|---|---|
| E000 | 409 | E049 | 411 | E111 | 387 | E243 | 483 |
| E001 | 410 | E050 | 418 | E115 | 390 | E245 | 346 |
| E002 | 416 | E051 | 418 | E119 | 467 | E247 | 329 |
| E003 | 417 | E052 | 420 | E195 | 346 | E248 | 352 |
| E010 | 432 | E053 | 399 | E197 | 329 | E249 | 351 |
| E011 | 433 | E054 | 428 | E198 | 352 | E250 | 305 |
| E012 | 434 | E055 | 443 | E199 | 351 | E251 | 306 |
| E013 | 435 | E056 | 446 | E200 | 304 | E252 | 300 |
| E020 | 441 | E057 | 443 | E201 | 300 | E257 | 314 |
| E021 | 442 | E058 | 446 | E206 | 314 | E258 | 349 |
| E022 | 444 | E059 | 437 | E207 | 348 | E259 | 345 |
| E023 | 445 | E060 | 452 | E208 | 344 | E263 | 350 |
| E030 | 451 | E080 | 426 | E212 | 350 | E264 | 332 |
| E031 | 451 | E090 | 423 | E213 | 332 | E265 | 324 |
| E032 | 453 | E091 | 424 | E214 | 323 | E266 | 325 |
| E033 | 454 | E095 | 455 | E215 | 328 | E268 | 365 |
| E040 | 469 | E096 | 425 | E216 | 325 | E269 | 364 |
| E041 | 469 | E097 | 423 | E219 | 378 | E270 | 379 |
| E042 | 472 | E098 | 424 | E225 | 381 | E275 | 382 |
| E043 | 472 | E099 | 425 | E229 | 385 | E276 | 384 |
| E044 | 420 | E100 | 308 | E230 | 388 | E278 | 386 |
| E045 | 412 | E101 | 312 | E235 | 330 | E279 | 389 |
| E046 | 412 | E102 | 311 | E236 | 330 | E282 | 466 |
| E047 | 419 | E105 | 368 | E237 | 306 | E283 | 471 |
| E048 | 419 | E108 | 383 | E242 | 367 | E284 | 468 |

257 - 484

**E**


E290 367
E301 353
E302 354
E303 307
E305 355
E306 356
E308 357
E309 360
E310 361
E313 359
E314 338
E315 358
E316 338
E317 380
E323 362
E324 318
E326 318
E342 336
E343 336
E344 319
E345 319
E346 339
E347 339
E348 313
E349 313
E350 331
E351 331
E352 303
E353 303
E354 342
E355 342
E358 321
E359 321
E360 341
E361 341
E362 470
E363 376
E364 373
E365 371
E366 374
E367 377
E375 315
E376 315
E392 334
E393 334
E394 335
E395 316
E396 317
E402 337
E404 340
E405 375
E411 372
E416 466
E422 326
E423 326
E446 301
E447 301
E448 322
E449 322
E450 343
E451 343
E454 320
E455 320
E460 333
E461 333
E462 302
E463 302
E500 400
E501 406
E504 403
E507 421
E509 413
E510 414
E513 429
E515 438
E517 440
E523 447
E524 448
E526 450
E530 456
E531 459
E533 461
E534 460
E536 462
E538 463
E539 463
E542 464
E544 465
E545 465
E547 473
E550 475
E562 474
E564 436
E570 458
E596 447
E597 457
E600 407
E605 422
E606 415
E610 408
E615 347
E616 327
E620 427
E621 427
E650 363
E708 482
E709 481
E710 478
E711 479
E712 480
E714 477
E720 481
E721 478
E735 476
E736 476
E800 404


**L**


L110 394
L111 395
L115 396
L119 392
L120 397
L124 398
L126 393
L300 391

| | T100 | T101 | T110 | T105 | T106 | T115 | T116 | T120 |
|---|---|---|---|---|---|---|---|---|
| | M | M | M | M | M | M | M | MF |
| | | | | | | | | |
| | HM | HM | HM | HM | HM | HM | HM | HM |
| | TiAlN | TiAlN Top | TiAlN | | | TiCN | TiCN | TiAlN Top |
| | DIN 371 | DIN 371c10 376a12 | DIN 371 | DIN 371c10 376a12 | DIN 371c10 376a12 | DIN 2174 | DIN 2174 | DIN 374 |
| | 6H | 6HX | 6HX | 6H | 6H | 6HX | 6HX | 6HX |
| | 2xD | 2.5xD | 2xD | 2xD | 3xD | 3xD | 3xD | 2.5xD |
| | C 2 - 3 | C 2 - 3 | C 2 - 3 | C 2 - 3 | C 2 - 3 | C 2 - 3 | C 2 - 3 | C 2 - 3 |
| | M3 - M12 | M5 - M16 | M3 - M12 | M3 - M12 | M5 - M12 | M3 - M10 | M5 - M12 | M8 - M14 |
| | | NEW 2007.09 | | NEW 2007.09 | NEW 2007.09 | NEW 2007.09 | NEW 2007.09 | NEW 2007.09 |
| | **262** | **263** | **264** | **265** | **266** | **267** | **268** | **269** |
| 1.1 | | | | | | ■60 | ■60 | |
| 1.2 | | | | | | ■60 | ■60 | |
| 1.3 | | | | | | ■60 | ■60 | |
| 1.4 | | | | | | ■40 | ■40 | |
| 1.5 | | | | | | ■30 | ■30 | |
| 1.6 | | | | | | | | |
| 1.7 | ■6 | | ●6 | | | | | |
| 1.8 | ●4 | | ■4 | | | | | |
| 2.1 | | | | | | ■25 | ■25 | |
| 2.2 | | | | | | ■25 | ■25 | |
| 2.3 | | | | | | ■25 | ■25 | |
| 2.4 | | | | | | ●25 | ●25 | |
| 3.1 | ●60 | ■60 | | ●40 | ●40 | | | ■60 |
| 3.2 | ●30 | ■25 | | ●15 | ●15 | | | ■25 |
| 3.3 | | ●38 | | ■25 | ■25 | | | ●38 |
| 3.4 | | ●33 | | ■15 | ■15 | | | ●33 |
| 4.1 | | | | | | | | |
| 4.2 | | | | | | | | |
| 4.3 | | | | | | | | |
| 5.1 | | | | | | ■35 | ■35 | |
| 5.2 | | | | | | ●15 | ●15 | |
| 5.3 | | | | | | | | |
| 6.1 | | | | | | ●40 | ●40 | |
| 6.2 | | | | | | | | |
| 6.3 | | | | | | ●81 | ●81 | |
| 6.4 | ●7 | ●10 | | | | | | ●10 |
| 7.1 | | | | | | ■70 | ■70 | |
| 7.2 | | | | | | ■80 | ■80 | |
| 7.3 | | ●50 | | ■35 | ■35 | ■80 | ■80 | ●50 |
| 7.4 | ●60 | ■40 | | ■30 | ■30 | | | ■40 |
| 8.1 | | | | | | | | |
| 8.2 | ●50 | ●25 | | ●25 | ●25 | | | ●25 |
| 8.3 | ●30 | ●15 | | ●15 | ●15 | | | ●15 |
| 9.1 | | | | | | | | |
| 10.1 | ●25 | ■25 | | | | | | ■25 |

DORMER

| | J100 | J105 | J110 | J115 | J101 | J500 | J120 | J125 | J135 | J145 | J160 | J170 | J180 |
|---|---|---|---|---|---|---|---|---|---|---|---|---|---|
| | M | M | M | M | M | M/MF | MF | MF | UNC | UNF | NPT | NPTF | G |
| |  | | | | | | | | | | | | |
| | HM | HM | HM | HM | HM | HM | HM | HM | HM | HM | HM | HM | HM |
| | TiAlN X | TiAlN X | TiAlN X | TiAlN X | TiAlN X | TiAlN Top | TiAlN X | TiAlN X | TiAlN X | TiAlN X | TiAlN X | TiAlN X | TiAlN X |
| | D | D | D | D | D | D | D | D | D | D | D | D | D |
| | 2xD | 2xD | 2xD | 2xD | 1.5xD | 2xD | 1.5xD | 1.5xD | 2xD | 2xD | | | 1.5xD |
| | 4.0 - 16.0 | 8.0 - 16.0 | 6.0 - 16.0 | 6.0 - 16.0 | 6.0 - 16.0 | 5.0 - 16.0 | 6.0 - 24.0 | 10.0 - 24.0 | 1/4 - 3/4 | 1/4 - 3/4 | 1/8 - 1" | 1/8 - 1" | 1/8 - 1" |
| | **270** | **271** | **272** | **273** | **274** | **275** | **276** | **277** | **278** | **279** | **280** | **282** | **282** |
| 1.1 | ■170B | ■170B | ■175B | ■175B | | | ■170B | ■170B | ■170B | ■170B | ■170B | ■170B | ■170B |
| 1.2 | ■170B | ■170B | ■175B | ■175B | | | ■170B | ■170B | ■170B | ■170B | ■170B | ■170B | ■170B |
| 1.3 | ■140B | ■140B | ■145B | ■145B | | | ■140B | ■140B | ■140B | ■140B | ■140B | ■140B | ■140B |
| 1.4 | ■130B | ■130B | ■135B | ■135B | | | ■130B | ■130B | ■130B | ■130B | ■130B | ■130B | ■130B |
| 1.5 | ■100B | ■100B | ■105B | ■105B | | | ■100B | ■100B | ■100B | ■100B | ■100B | ■100B | ■100B |
| 1.6 | ■80B | ■80B | ■85B | ■85B | | | ■80B | ■80B | ■80B | ■80B | ■80B | ■80B | ■80B |
| 1.7 | ●50A | ●50A | ●50A | ●50A | ■50A | | ●50A | ●50A | ●50A | ●50A | ●50A | ●50A | ●50A |
| 1.8 | ●30A | ●30A | ●30A | ●30A | ■30A | | ●30A | ●30A | ●30A | ●30A | ●30A | ●30A | ●30A |
| 2.1 | ●50A | ■50A | ●50A | ●50A | | | ●50A | ■50A | ■50A | ■50A | ●50A | ●50A | ●50A |
| 2.2 | ●40A | ■40A | ●40A | ●40A | | | ●40A | ■40A | ■40A | ■40A | ●40A | ●40A | ●40A |
| 2.3 | ●30A | ■30A | ●30A | ●30A | | | ●30A | ■30A | ■30A | ■30A | ●30A | ●30A | ●30A |
| 2.4 | | | | | | | | | | | | | |
| 3.1 | ■150B | ■150B | ■155B | ■155B | | | ■150B | ■150B | ■150B | ■150B | ■150B | ■150B | ■150B |
| 3.2 | ■130B | ■130B | ■135B | ■135B | | | ■130B | ■130B | ■130B | ■130B | ■130B | ■130B | ■130B |
| 3.3 | ■150B | ■150B | ■155B | ■155B | | | ■150B | ■150B | ■150B | ■150B | ■150B | ■150B | ■150B |
| 3.4 | ■120B | ■120B | ■125B | ■125B | | | ■120B | ■120B | ■120B | ■120B | ■120B | ■120B | ■120B |
| 4.1 | ■170B | ■170B | ■175B | ■175B | | | ■170B | ■170B | ■170B | ■170B | ■170B | ■170B | ■170B |
| 4.2 | ■80B | ■80B | ■80B | ■80B | | | ■80B | ■80B | ■80B | ■80B | ■80B | ■80B | ■80B |
| 4.3 | ■50B | ■50B | ■50B | ■50B | | | ■50B | ■50B | ■50B | ■50B | ■50B | ■50B | ■50B |
| 5.1 | ●250B | ■250B | ●250B | ●255B | | | ●250B | ■250B | ■250B | ■250B | ●250B | ●250B | ●250B |
| 5.2 | ●40A | ■40A | ●40A | ●40A | | | ●40A | ■40A | ■40A | ■40A | ●40A | ●40A | ●40A |
| 5.3 | ●25A | ●25A | ●25A | ●25A | ●25A | | ●25A | ■25A | ●25A | ●25A | ●25A | ●25A | ●25A |
| 6.1 | ■400B | ■400B | ■405B | ■405B | | ●200H | ■400B | ■400B | ■400B | ■400B | ■400B | ■400B | ■400B |
| 6.2 | ■400B | ■400B | ■405B | ■405B | | | ■400B | ■400B | ■400B | ■400B | ■400B | ■400B | ■400B |
| 6.3 | ■400B | ■400B | ■405B | ■405B | | | ■400B | ■400B | ■400B | ■400B | ■400B | ■400B | ■400B |
| 6.4 | ■60A | ■60A | ■60A | ■60A | | | ■60A | ■60A | ■60A | ■60A | ■60A | ■60A | ■60A |
| 7.1 | ■800C | ■800C | ■805C | ■805C | | ■270H | ■800C | ■800C | ■800C | ■800C | ■800C | ■800C | ■800C |
| 7.2 | ■800C | ■800C | ■805C | ■805C | | ■270H | ■800C | ■800C | ■800C | ■800C | ■800C | ■800C | ■800C |
| 7.3 | ■700C | ■700C | ■705C | ■705C | | ■240H | ■700C | ■700C | ■700C | ■700C | ■700C | ■700C | ■700C |
| 7.4 | ■340B | ■340B | ■345B | ■345B | ■340B | ■240H | ■340B | ■340B | ■340B | ■340B | ■340B | ■340B | ■340B |
| 8.1 | ■340C | ■340C | ■345C | ■345C | | | ■340C | ■340C | ■340C | ■340C | ■340C | ■340C | ■340C |
| 8.2 | ■210C | ■210C | ■215C | ■215C | ■210C | | ■210C | ■210C | ■210C | ■210C | ■210C | ■210C | ■210C |
| 8.3 | ■180C | ■180C | ■185C | ■185C | ■180C | | ■180C | ■180C | ■180C | ■180C | ■180C | ■180C | ■180C |
| 9.1 | | | | | | | | | | | | | |
| 10.1 | ●200C | ●200C | ●210C | ●205C | ■200C | | ●200C | ●200C | ●200C | ●200C | ●200C | ●200C | ●200C |

**M**

| | A | | B | | C | |
|---|---|---|---|---|---|---|
| Ø | ap= 1 x $d_1$ | ap= 2 x $d_1$ | ap= 1 x $d_1$ | ap= 2 x $d_1$ | ap= 1 x $d_1$ | ap= 2 x $d_1$ |
| 3,2 | 0,010 | 0,005 | 0,011 | 0,006 | 0,017 | 0,012 |
| 4,1 | 0,009 | 0.007 | 0,012 | 0,008 | 0,014 | 0,011 |
| 4,8 | 0,012 | 0,009 | 0,015 | 0,010 | 0,017 | 0,014 |
| 6,5 | 0,017 | 0,014 | 0,027 | 0,017 | 0,030 | 0,025 |
| 8,2 | 0,021 | 0,018 | 0,034 | 0,029 | 0,040 | 0,033 |
| 9,9 | 0,024 | 0,020 | 0,039 | 0,024 | 0,048 | 0,032 |
| 11,6 | 0,031 | 0,025 | 0,050 | 0,031 | 0,059 | 0,035 |
| 13,6 | 0,039 | 0,032 | 0,062 | 0,051 | 0,071 | 0,048 |
| 16 | 0.061 | 0,033 | 0,064 | 0,036 | 0,066 | 0,033 |
| 19 | 0,085 | 0,044 | 0,089 | 0,048 | 0,095 | 0,044 |

**ap =**

**$d_1$ =**

**MF**

| | | A | | B | | C | |
|---|---|---|---|---|---|---|---|
| $d_1$ | P | ap= 3/4 x $d_1$ | ap= 1,5 x $d_1$ | ap= 3/4 x $d_1$ | ap= 1,5 x $d_1$ | ap= 3/4 x $d_1$ | ap= 1,5 x $d_1$ |
| 4,8 | 0,5 | 0,017 | 0,014 | 0,022 | 0,018 | 0,025 | 0,021 |
| 6 | 0,75 | 0,023 | 0,018 | 0,033 | 0,027 | 0,037 | 0,030 |
| 6 | 1 | 0,020 | 0,016 | 0,029 | 0,023 | 0,032 | 0,026 |
| 8 | 1 | 0,025 | 0,020 | 0,041 | 0,033 | 0,045 | 0,037 |
| 10 | 1 | 0,034 | 0,028 | 0,055 | 0,045 | 0,069 | 0,056 |
| 10 | 1,5 | 0,028 | 0,023 | 0,045 | 0,037 | 0,056 | 0,046 |
| 12 | 1 | 0,048 | 0,039 | 0,077 | 0,065 | 0,077 | 0,075 |
| 12 | 1,5 | 0,040 | 0,032 | 0,065 | 0,053 | 0.076 | 0.062 |
| 14 | 1 | 0,060 | 0,049 | 0,084 | 0,079 | 0,084 | 0,084 |
| 14 | 1,5 | 0,049 | 0,040 | 0,079 | 0,064 | 0,084 | 0,074 |
| 16 | 2 | 0,050 | 0,041 | 0,082 | 0,066 | 0,089 | 0,077 |
| 20 | 2 | 0,067 | 0,055 | 0,100 | 0,093 | 0,100 | 0,100 |

**M**

**MF**

**J500**

| | H | |
|---|---|---|
| Ø | ap= 1 x $d_1$ | ap= 2 x $d_1$ |
| 4,1 | 0,035 | 0,031 |
| 4,8 | 0,035 | 0,032 |
| 6,5 | 0,045 | 0,040 |
| 8,2 | 0,056 | 0,045 |
| 9,9 | 0,067 | 0,062 |
| 13,6 | 0,170 | 0,157 |

**UNC**

| | | A | | B | | C | |
|---|---|---|---|---|---|---|---|
| $d_1$ | P | ap= 1 x $d_1$ | ap= 2 x $d_1$ | ap= 1 x $d_1$ | ap= 2 x $d_1$ | ap= 1 x $d_1$ | ap= 2 x $d_1$ |
| 4,8 | 20 | 0.003 | 0,003 | 0,012 | 0,006 | 0,029 | 0,014 |
| 5,5 | 18 | 0,004 | 0,003 | 0,017 | 0,009 | 0,041 | 0,023 |
| 7,5 | 16 | 0,008 | 0,005 | 0,029 | 0,016 | 0,056 | 0,043 |
| 8 | 14 | 0,008 | 0,006 | 0,031 | 0,018 | 0,060 | 0,049 |
| 10 | 13 | 0,009 | 0,007 | 0,040 | 0,032 | 0,071 | 0,071 |
| 10 | 12 | 0,008 | 0,006 | 0,038 | 0,029 | 0,071 | 0,069 |
| 12 | 11 | 0,009 | 0,007 | 0,036 | 0,026 | 0,077 | 0,077 |
| 14 | 10 | 0,010 | 0,008 | 0,060 | 0,043 | 0,084 | 0,084 |

**UNF**

| | A | | B | | C | |
|---|---|---|---|---|---|---|
| $d_1$ | ap= 1 x $d_1$ | ap= 2 x $d_1$ | ap= 1 x $d_1$ | ap= 2 x $d_1$ | ap= 1 x $d_1$ | ap= 2 x $d_1$ |
| 4,8 | 0.004 | 0,003 | 0,016 | 0,008 | 0,034 | 0,021 |
| 6 | 0,006 | 0,004 | 0,028 | 0,016 | 0,055 | 0,045 |
| 8 | 0,013 | 0,007 | 0,037 | 0,025 | 0,063 | 0,058 |
| 10 | 0,022 | 0,011 | 0,046 | 0,038 | 0,071 | 0,071 |
| 14 | 0,036 | 0,018 | 0,075 | 0,061 | 0,084 | 0,084 |

**G**

| | A | | B | | C | |
|---|---|---|---|---|---|---|
| $d_1$ | ap= 1 x $d_1$ | ap= 2 x $d_1$ | ap= 1 x $d_1$ | ap= 2 x $d_1$ | ap= 1 x $d_1$ | ap= 2 x $d_1$ |
| 3,2 | 0,010 | 0,005 | 0,011 | 0,006 | 0,017 | 0,012 |
| 4,1 | 0,009 | 0.007 | 0,012 | 0,008 | 0,014 | 0,011 |
| 4,8 | 0,012 | 0,009 | 0,015 | 0,010 | 0,017 | 0,014 |
| 6,5 | 0,017 | 0,014 | 0,027 | 0,017 | 0,030 | 0,025 |
| 16 | 0.061 | 0,033 | 0,064 | 0,036 | 0,066 | 0,033 |
| 19 | 0,085 | 0,044 | 0,089 | 0,048 | 0,095 | 0,044 |

**NPT** **NPTF**

| $d_1$ | Ap= | A | B | C |
|---|---|---|---|---|
| 7,9 | Standard | 0,026 | 0,044 | 0,069 |
| 9.9 | Standard | 0,029 | 0,046 | 0,070 |
| 15,9 | Standard | 0,053 | 0,087 | 0,089 |
| 19,9 | Standard | 0,064 | 0,1 | 0,1 |

# T100

- Machine Tap
- Maschinen-Gewindebohrer
- Machinetappen
- Tarauds machine
- Machos de máquina
- Macho de Máquina




## T100

Without neck / ohne “Hals” / zonder verjonging / sans détalonnage / Sin Desahogo / sem desafogo

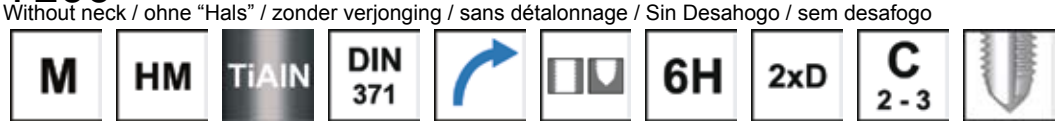


■ 1.7

● 1.8 3.1 3.2 6.4 7.4 8.2 8.3 10.1

| M | P mm | $l_1$ mm | $l_2$ mm | $d_2$ Ø mm | a mm | $l_3$ mm | z | | e-Code |
|---|---|---|---|---|---|---|---|---|---|
| **3** | 0.50 | 56 | 10 | 3.5 | 2.7 | 6 | 3 | 2.6 | **T100M3** |
| **4** | 0.70 | 63 | 13 | 4.5 | 3.4 | 6 | 3 | 3.4 | **T100M4** |
| **5** | 0.80 | 70 | 16 | 6 | 4.9 | 8 | 3 | 4.3 | **T100M5** |
| **6** | 1.00 | 80 | 20 | 6 | 4.9 | 8 | 3 | 5.1 | **T100M6** |
| **8** | 1.25 | 90 | 25 | 8 | 6.2 | 9 | 3 | 6.9 | **T100M8** |
| **10** | 1.50 | 100 | 30 | 10 | 8.0 | 11 | 3 | 8.7 | **T100M10** |
| **12** | 1.75 | 110 | 36 | 12 | 9.0 | 12 | 3 | 10.4 | **T100M12** |

# T101

DORMER

- Machine Tap
- Tarauds machine
- Maschinen-Gewindebohrer
- Machos de máquina
- Machinetappen
- Macho de Máquina

NEW
2007.09




## T101

M | HM | TiAlN Top | DIN 371≤10 376≥12 | 6HX | 2.5xD | C 2 - 3

■ 3.1 3.2 7.4 10.1

● 3.3 3.4 6.4 7.3 8.2 8.3

| M | P mm | $l_1$ mm | $l_2$ mm | $d_2$ Ø mm | a mm | $l_3$ mm | z | ↔ | $l_4$ mm | e-Code | |
|---|---|---|---|---|---|---|---|---|---|---|---|
| 5 | 0.80 | 70 | 16 | 6 | 4.9 | 8 | 4 | 4.3 | | T101M5 | 1) |
| 6 | 1.00 | 80 | 19 | 6 | 4.9 | 8 | 4 | 5.1 | 30 | T101M6 | |
| 8 | 1.25 | 90 | 22 | 8 | 6.2 | 9 | 4 | 6.9 | 35 | T101M8 | |
| 10 | 1.50 | 100 | 24 | 10 | 8.0 | 11 | 4 | 8.7 | 39 | T101M10 | |
| 12 | 1.75 | 110 | 23 | 9 | 7.0 | 10 | 4 | 10.4 | | T101M12 | |
| 16 | 2.00 | 110 | 25 | 12 | 9.0 | 12 | 4 | 14.25 | | T101M16 | |

1) Without neck / ohne “Hals” / zonder verjonging / sans détalonnage / Sin Desahogo / sem desafogo

# T110

- Machine Tap
- Maschinen-Gewindebohrer
- Machinetappen
- Tarauds machine
- Machos de máquina
- Macho de Máquina




## T110

[1)] Without neck / ohne “Hals” / zonder verjonging / sans détalonnage / Sin Desahogo / sem desafogo

M | HM | TiAlN | DIN 371 | 6HX | 2xD | C 2 - 3

■ 1.8
● 1.7

| M | P mm | $l_1$ mm | $l_2$ mm | $d_2$ Ø mm | a mm | $l_3$ mm | z | | e-Code |
|---|---|---|---|---|---|---|---|---|---|
| **3** | 0.50 | 56 | 10 | 3.5 | 2.7 | 6 | 4 | 2.6 | **T110M3** |
| **4** | 0.70 | 63 | 13 | 4.5 | 3.4 | 6 | 5 | 3.4 | **T110M4** |
| **5** | 0.80 | 70 | 16 | 6 | 4.9 | 8 | 5 | 4.3 | **T110M5** |
| **6** | 1.00 | 80 | 20 | 6 | 4.9 | 8 | 5 | 5.1 | **T110M6** |
| **8** | 1.25 | 90 | 25 | 8 | 6.2 | 9 | 5 | 6.9 | **T110M8** |
| **10** | 1.50 | 100 | 30 | 10 | 8.0 | 11 | 5 | 8.7 | **T110M10** |
| **12** | 1.75 | 110 | 36 | 12 | 9.0 | 12 | 6 | 10.4 | **T110M12** |

# T105

DORMER

- Machine Tap
- Tarauds machine
- Maschinen-Gewindebohrer
- Machos de máquina
- Machinetappen
- Macho de Máquina

NEW
2007.09




T105

■ 3.3 3.4 7.3 7.4
● 3.1 3.2 8.2 8.3

| M | P mm | $l_1$ mm | $l_2$ mm | $d_2$ Ø mm | a mm | $l_3$ mm | z | ↔ | $l_4$ mm | e-Code | |
|---|---|---|---|---|---|---|---|---|---|---|---|
| 3 | 0.50 | 56 | 10 | 3.5 | 2.7 | 6 | 3 | 2.6 | | T105M3 | 1) |
| 4 | 0.70 | 63 | 13 | 4.5 | 3.4 | 6 | 3 | 3.4 | | T105M4 | 1) |
| 5 | 0.80 | 70 | 16 | 6 | 4.9 | 8 | 3 | 4.3 | | T105M5 | 1) |
| 6 | 1.00 | 80 | 19 | 6 | 4.9 | 8 | 3 | 5.1 | 30 | T105M6 | |
| 8 | 1.25 | 90 | 22 | 8 | 6.2 | 9 | 3 | 6.9 | 35 | T105M8 | |
| 10 | 1.50 | 100 | 24 | 10 | 8.0 | 11 | 3 | 8.7 | 39 | T105M10 | |
| 12 | 1.75 | 110 | 23 | 9 | 7.0 | 10 | 3 | 10.4 | | T105M12 | |

1) Without neck / ohne “Hals” / zonder verjonging / sans détalonnage / Sin Desahogo / sem desafogo

# T106

- Machine Tap
- Maschinen-Gewindebohrer
- Machinetappen
- Tarauds machine
- Machos de máquina
- Macho de Máquina

NEW
2007.09

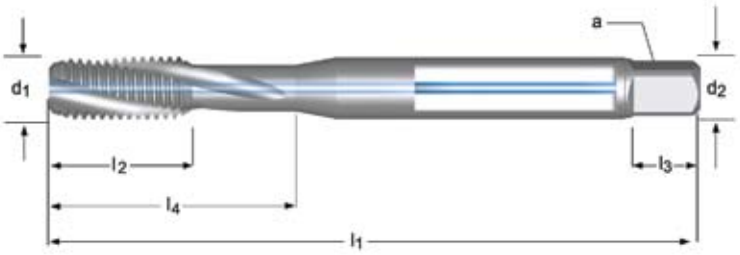


T106

■ 3.3 3.4 7.3 7.4
● 3.1 3.2 8.2 8.3

| M | P mm | $l_1$ mm | $l_2$ mm | $d_2$ Ø mm | a mm | $l_3$ mm | z | ↔ | $l_4$ mm | e-Code | |
|---|---|---|---|---|---|---|---|---|---|---|---|
| **5** | 0.80 | 70 | 16 | 6 | 4.9 | 8 | 3 | 4.3 | | **T106M5** | 1) |
| **6** | 1.00 | 80 | 19 | 6 | 4.9 | 8 | 3 | 5.1 | 30 | **T106M6** | |
| **8** | 1.25 | 90 | 22 | 8 | 6.2 | 9 | 3 | 6.9 | 35 | **T106M8** | |
| **10** | 1.50 | 100 | 24 | 10 | 8.0 | 11 | 3 | 8.7 | 39 | **T106M10** | |
| **12** | 1.75 | 110 | 23 | 9 | 7.0 | 10 | 3 | 10.4 | | **T106M12** | |

1) Without neck / ohne “Hals” / zonder verjonging / sans détalonnage / Sin Desahogo / sem desafogo

# T115

DORMER

- Machine Tap
- Tarauds machine
- Maschinen-Gewindeformer
- Machos de máquina
- Rolltappen
- Macho de Máquina

NEW
2007.09




T115

■ 1.1 1.2 1.3 1.4 1.5 2.1 2.2 2.3 5.1 7.1 7.2 7.3

● 2.4 5.2 6.1 6.3

| M | P mm | $l_1$ mm | $l_2$ mm | $d_2$ Ø mm | a mm | $l_3$ mm | | $l_4$ mm | e-Code | |
|---|---|---|---|---|---|---|---|---|---|---|
| 3 | 0.50 | 56 | 10 | 3.5 | 2.7 | 6 | 2.8 | | T115M3 | 1) |
| 4 | 0.70 | 63 | 13 | 4.5 | 3.4 | 6 | 3.7 | | T115M4 | 1) |
| 5 | 0.80 | 70 | 16 | 6 | 4.9 | 8 | 4.6 | | T115M5 | 1) |
| 6 | 1.00 | 80 | 19 | 6 | 4.9 | 8 | 5.5 | 30 | T115M6 | |
| 8 | 1.25 | 90 | 22 | 8 | 6.2 | 9 | 7.4 | 35 | T115M8 | |
| 10 | 1.50 | 100 | 24 | 10 | 8.0 | 11 | 9.3 | 39 | T115M10 | |

1) Without neck / ohne “Hals” / zonder verjonging / sans détalonnage / Sin Desahogo / sem desafogo

# T116

- Machine Tap
- Maschinen-Gewindeformer
- Rolltappen
- Tarauds machine
- Machos de máquina
- Macho de Máquina

NEW
2007.09

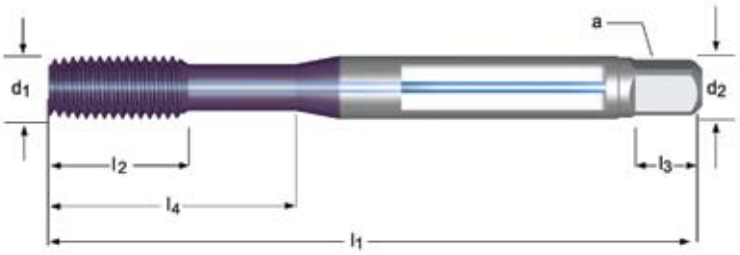


## T116

■ 1.1 1.2 1.3 1.4 1.5 2.1 2.2 2.3 5.1 7.1 7.2 7.3

● 2.4 5.2 6.1 6.3

| M | P mm | $l_1$ mm | $l_2$ mm | $d_2$ Ø mm | a mm | $l_3$ mm | ↔ | $l_4$ mm | e-Code |
|---|---|---|---|---|---|---|---|---|---|
| **5** | 0.80 | 70 | 16 | 6 | 4.9 | 8 | 4.6 | | **T116M5** |
| **6** | 1.00 | 80 | 19 | 6 | 4.9 | 8 | 5.5 | 30 | **T116M6** |
| **8** | 1.25 | 90 | 22 | 8 | 6.2 | 9 | 7.4 | 35 | **T116M8** |
| **10** | 1.50 | 100 | 24 | 10 | 8.0 | 11 | 9.3 | 39 | **T116M10** |
| **12** | 1.75 | 110 | 23 | 9 | 7.0 | 10 | 11.2 | | **T116M12** |

# T120

- Machine Tap
- Tarauds machine
- Maschinen-Gewindebohrer
- Machos de máquina
- Machinetappen
- Macho de Máquina

NEW
2007.09

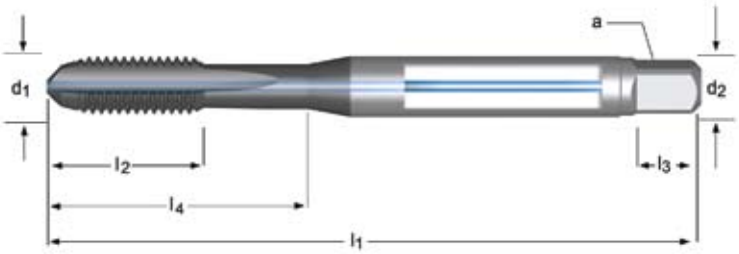


T120

MF | HM | TiAlN Top | DIN 374 | 6HX | 2.5xD | C 2 - 3

■ 3.1 3.2 7.4 10.1

● 3.3 3.4 6.4 7.3 8.2 8.3

| MF | P mm | $l_1$ mm | $l_2$ mm | $d_2$ Ø mm | a mm | $l_3$ mm | z | ↔ | $l_4$ mm | e-Code |
|---|---|---|---|---|---|---|---|---|---|---|
| **8** | 1.00 | 90 | 12 | 6.0 | 4.9 | 8 | 4 | 7 | | **T120M8X1.0** |
| **10** | 1.00 | 90 | 14 | 7.0 | 5.5 | 8 | 4 | 9 | | **T120M10X1.0** |
| **12** | 1.50 | 100 | 20 | 9.0 | 7.0 | 10 | 4 | 10.5 | | **T120M12X1.5** |
| **14** | 1.50 | 100 | 21 | 11.0 | 9.0 | 12 | 4 | 12.5 | | **T120M14X1.5** |

# J100

- Thread Milling Cutter
- Gewindefräser
- Draadfrezen
- Fraise à fileter
- Fresas de roscar
- Fresa p/ Roscar

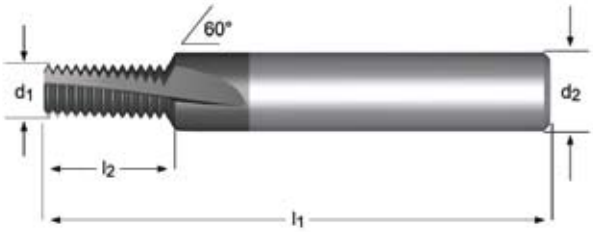


## J100

M | HM | TiAlN X | D | 2xD | 10° | DIN 6535 HA

■ 1.1 1.2 1.3 1.4 1.5 1.6 3.1 3.2 3.3 3.4 4.1 4.2 4.3 6.1 6.2 6.3 6.4 7.1 7.2 7.3 7.4 8.1 8.2 8.3

● 1.7 1.8 2.1 2.2 2.3 5.1 5.2 5.3 10.1

| ≥ | P mm | $d_1$ Ø mm | $l_2$ mm | $l_1$ mm | $d_2$ Ø mm | z | e-Code |
|---|---|---|---|---|---|---|---|
| **M4** | 0.7 | 3.2 | 8.4 | 57 | 6 | 3 | **J1003.2X.7** |
| **M5** | 0.8 | 4.1 | 11.2 | 57 | 6 | 3 | **J1004.1X.8** |
| **M6** | 1 | 4.8 | 13 | 63 | 8 | 3 | **J1004.8X1.0** |
| **M8** | 1.25 | 6.5 | 17.5 | 72 | 10 | 3 | **J1006.5X1.25** |
| **M10** | 1.5 | 8.2 | 21 | 83 | 12 | 3 | **J1008.2X1.5** |
| **M12** | 1.75 | 9.9 | 26.25 | 83 | 14 | 4 | **J1009.9X1.75** |
| **M14** | 2 | 11.6 | 30 | 92 | 16 | 4 | **J10011.6X2.0** |
| **M16** | 2 | 13.6 | 34 | 92 | 18 | 4 | **J10013.6X2.0** |

# J105

- Thread Milling Cutter
- Gewindefräser
- Draadfrezen
- Fraise à fileter
- Fresas de roscar
- Fresa p/ Roscar

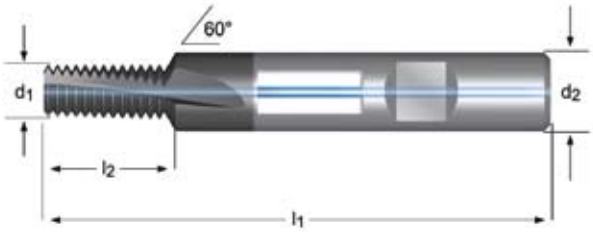


## J105

M | HM | TiAlN X | D | 2xD | 10° | DIN 6535 HB

■ 1.1 1.2 1.3 1.4 1.5 1.6 2.1 2.2 2.3 3.1 3.2 3.3 3.4 4.1 4.2 4.3 5.1 5.2 6.1 6.2 6.3 6.4 7.1 7.2 7.3 7.4 8.1 8.2 8.3

● 1.7 1.8 5.3 10.1

| ≥ | P mm | $d_1$ Ø mm | $l_2$ mm | $l_1$ mm | $d_2$ Ø mm | z | e-Code |
|---|---|---|---|---|---|---|---|
| **M8** | 1.25 | 6.5 | 17.5 | 75 | 10 | 3 | **J1056.5X1.25** |
| **M10** | 1.5 | 8.2 | 21 | 83 | 12 | 3 | **J1058.2X1.50** |
| **M12** | 1.75 | 9.9 | 26.25 | 83 | 14 | 4 | **J1059.9X1.75** |
| **M14** | 2 | 11.6 | 30 | 92 | 16 | 4 | **J10511.6X2.0** |
| **M16** | 2 | 13.6 | 34 | 92 | 18 | 4 | **J10513.6X2.0** |

# J110

- Thread Milling Cutter
- Gewindefräser
- Draadfrezen
- Fraise à fileter
- Fresas de roscar
- Fresa p/ Roscar

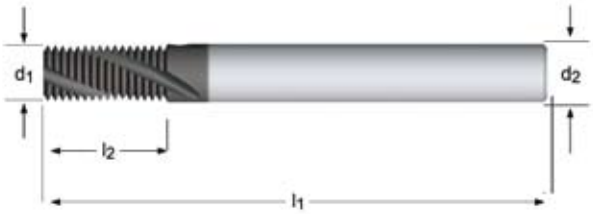


## J110

M | HM | TiAlN X | D | 2xD | 27° | DIN 6535 HA

■ 1.1 1.2 1.3 1.4 1.5 1.6 3.1 3.2 3.3 3.4 4.1 4.2 4.3 6.1 6.2 6.3 6.4 7.1 7.2 7.3 7.4 8.1 8.2 8.3

● 1.7 1.8 2.1 2.2 2.3 5.1 5.2 5.3 10.1

| ≥ | P mm | $d_1$ Ø mm | $l_2$ mm | $l_1$ mm | $d_2$ Ø mm | z | e-Code |
|---|---|---|---|---|---|---|---|
| **M6** | 1 | 4.5 | 13 | 57 | 6 | 3 | **J1104.5X1.0** |
| **M8** | 1.25 | 6 | 17.5 | 65 | 6 | 3 | **J1106.0X1.25** |
| **M10** | 1.5 | 7.5 | 21 | 72 | 8 | 3 | **J1107.5X1.5** |
| **M12** | 1.75 | 9.5 | 26.25 | 80 | 10 | 3 | **J1109.5X1.75** |
| **M14** | 2 | 10 | 30 | 83 | 10 | 4 | **J11010.0X2.0** |
| **M16** | 2 | 12 | 34 | 92 | 12 | 4 | **J11012.0X2.0** |

# J115

- Thread Milling Cutter
- Gewindefräser
- Draadfrezen
- Fraise à fileter
- Fresas de roscar
- Fresa p/ Roscar

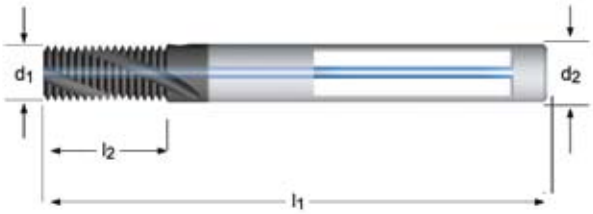


## J115

M | HM | TiAlN X | D | 2xD | 27° | DIN 6535 HA

■ 1.1 1.2 1.3 1.4 1.5 1.6 3.1 3.2 3.3 3.4 4.1 4.2 4.3 6.1 6.2 6.3 6.4 7.1 7.2 7.3 7.4 8.1 8.2 8.3

● 1.7 1.8 2.1 2.2 2.3 5.1 5.2 5.3 10.1

| ≥ | P mm | $d_1$ Ø mm | $l_2$ mm | $l_1$ mm | $d_2$ Ø mm | z | e-Code |
|---|---|---|---|---|---|---|---|
| **M6** | 1 | 4.5 | 13 | 57 | 6 | 3 | **J1154.5X1.0** |
| **M8** | 1.25 | 6 | 17.5 | 65 | 6 | 3 | **J1156.0X1.25** |
| **M10** | 1.5 | 7.5 | 21 | 72 | 8 | 3 | **J1157.5X1.5** |
| **M12** | 1.75 | 9.5 | 26.25 | 80 | 10 | 3 | **J1159.5X1.75** |
| **M14** | 2 | 10 | 30 | 83 | 10 | 4 | **J11510.0X2.0** |
| **M16** | 2 | 12 | 34 | 92 | 12 | 4 | **J11512.0X2.0** |

# J101

- Thread Milling Cutter
- Gewindefräser
- Draadfrezen
- Fraise à fileter
- Fresas de roscar
- Fresa p/ Roscar




## J101

M | HM | TiAlN X | D | 1.5xD | 10° | DIN 6535 HA

■ 1.7 1.8 7.4 8.2 8.3 10.1

● 5.3

| ≥ | P mm | $d_1$ Ø mm | $l_2$ mm | $l_1$ mm | $d_2$ Ø mm | z | e-Code |
|---|---|---|---|---|---|---|---|
| **M6** | 1 | 4.5 | 10 | 57 | 6 | 4 | **J1014.5X1.0** |
| **M8** | 1.25 | 6 | 12.5 | 57 | 6 | 5 | **J1016.0X1.25** |
| **M10** | 1.5 | 8 | 16.5 | 63 | 8 | 5 | **J1018.0X1.50** |
| **M12** | 1.75 | 9 | 19.25 | 72 | 10 | 5 | **J1019.0X1.75** |
| **M16** | 2 | 12 | 26 | 83 | 12 | 5 | **J10110.0X2.0** |

# J500

- Orbital Thread Former
- Orbital-Gewindeformer
- Circulair Draadvormer
- Fraise à fileter orbitale par déformation
- Fresa de Interpolación para Roscar por Deformación
- Fresa de roscar orbital por deformação




## J500

■ 7.1 7.2 7.3 7.4

● 6.1

| ≥ | P mm | $d_1$ Ø mm | $l_2$ mm | $l_1$ mm | $d_2$ Ø mm | z | e-Code |
|---|---|---|---|---|---|---|---|
| **M5** | 0.8 | 4.1 | 10 | 54 | 6 | 6 | **J5004.1X.8** |
| **M6** | 1 | 4.8 | 13 | 54 | 6 | 7 | **J5004.8X1.0** |
| **M8** | 1 | 6.5 | 18 | 58 | 10 | 8 | **J5006.5X1.0** [1] |
| **M8** | 1.25 | 6.5 | 18 | 58 | 10 | 8 | **J5006.5X1.25** |
| **M10** | 1 | 8.2 | 21 | 72 | 12 | 10 | **J5008.2X1.0** [1] |
| **M10** | 1.5 | 8.2 | 21 | 72 | 12 | 10 | **J5008.2X1.5** |
| **M12** | 1.5 | 9.9 | 24 | 83 | 12 | 10 | **J5009.9X1.5** [1] |
| **M12** | 1.75 | 9.9 | 24 | 83 | 12 | 10 | **J5009.9X1.75** |
| **M16** | 1.5 | 13.6 | 33 | 92 | 16 | 12 | **J50013.6X1.5** [1] |
| **M16** | 2 | 13.6 | 34 | 92 | 16 | 12 | **J50013.6X2.0** |

[1] MF / MF / MF / MF / MF / MF

# J120

- Thread Milling Cutter
- Gewindefräser
- Draadfrezen
- Fraise à fileter
- Fresas de roscar
- Fresa p/ Roscar




## J120

MF | HM | TiAlN X | D | 1.5xD | 10° | DIN 6535 HA

■ 1.1 1.2 1.3 1.4 1.5 1.6 3.1 3.2 3.3 3.4 4.1 4.2 4.3 6.1 6.2 6.3 6.4 7.1 7.2 7.3 7.4 8.1 8.2 8.3

● 1.7 1.8 2.1 2.2 2.3 5.1 5.2 5.3 10.1

| ⩾ | P mm | $d_1$ Ø mm | $l_2$ mm | $l_1$ mm | $d_2$ Ø mm | z | e-Code |
|---|---|---|---|---|---|---|---|
| **M6x0.5** | 0.5 | 4.8 | 10 | 57 | 6 | 3 | **J1204.8X.5** |
| **M8x0.75** | 0.75 | 6 | 12 | 57 | 6 | 3 | **J1206.0X.75** |
| **M8x1** | 1 | 6 | 12 | 57 | 6 | 3 | **J1206.0X1.0** |
| **M10x1** | 1 | 8 | 16 | 63 | 8 | 4 | **J1208.0X1.0** |
| **M12x1** | 1 | 10 | 20 | 72 | 10 | 4 | **J12010.0X1.0** |
| **M12x1.5** | 1.5 | 10 | 20 | 72 | 10 | 4 | **J12010.0X1.5** |
| **M14x1** | 1 | 12 | 22 | 83 | 12 | 4 | **J12012.0X1.0** |
| **M14x1.5** | 1.5 | 12 | 22 | 83 | 12 | 4 | **J12012.0X1.5** |

| ⩾ | P mm | $d_1$ Ø mm | $l_2$ mm | $l_1$ mm | $d_2$ Ø mm | z | e-Code |
|---|---|---|---|---|---|---|---|
| **M16x1** | 1 | 14 | 26 | 83 | 14 | 5 | **J12014.0X1.0** |
| **M16x1.5** | 1.5 | 14 | 26 | 83 | 14 | 5 | **J12014.0X1.5** |
| **M20x2** | 2 | 16 | 30 | 92 | 16 | 5 | **J12016.0X2.0** |
| **M20x2.5** | 2.5 | 16 | 42.5 | 105 | 16 | 5 | **J12016.0X2.5** |
| **M24x2** | 2 | 20 | 35 | 104 | 20 | 5 | **J12020.0X2.0** |
| **M24x3** | 3 | 19 | 50 | 125 | 20 | 5 | **J12019.0X3.0** |

# J125

- Thread Milling Cutter
- Gewindefräser
- Draadfrezen
- Fraise à fileter
- Fresas de roscar
- Fresa p/ Roscar

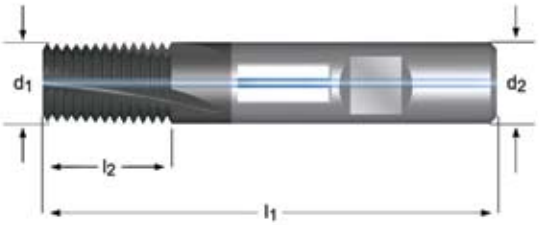


## J125

MF | HM | TiAlN X | D | 1.5xD | 10° | DIN 6535 HB

■ 1.1 1.2 1.3 1.4 1.5 1.6 2.1 2.2 2.3 3.1 3.2 3.3 3.4 4.1 4.2 4.3 5.1 5.2 5.3 6.1 6.2 6.3 6.4 7.1 7.2 7.3 7.4 8.1 8.2 8.3

● 1.7 1.8 10.1

| ≥ | P mm | $d_1$ Ø mm | $l_2$ mm | $l_1$ mm | $d_2$ Ø mm | z | e-Code |
|---|---|---|---|---|---|---|---|
| **M10x1** | 1 | 8 | 16 | 63 | 8 | 4 | **J1258.0X1.0** |
| **M12x1** | 1 | 10 | 20 | 72 | 10 | 4 | **J12510.0X1.0** |
| **M12x1.5** | 1.5 | 10 | 20 | 72 | 10 | 4 | **J12510.0X1.5** |
| **M14x1** | 1 | 12 | 22 | 83 | 12 | 4 | **J12512.0X1.0** |
| **M14x1.5** | 1.5 | 12 | 22 | 83 | 12 | 4 | **J12512.0X1.5** |
| **M16x1** | 1 | 14 | 26 | 83 | 14 | 5 | **J12514.0X1.0** |

| ≥ | P mm | $d_1$ Ø mm | $l_2$ mm | $l_1$ mm | $d_2$ Ø mm | z | e-Code |
|---|---|---|---|---|---|---|---|
| **M16x1.5** | 1.5 | 14 | 26 | 83 | 14 | 5 | **J12514.0X1.5** |
| **M18x1.5** | 1.5 | 16 | 30 | 92 | 16 | 5 | **J12516.0X1.5** |
| **M24x2** | 2 | 20 | 35 | 104 | 20 | 5 | **J12520.0X2.0** |

# J135

- Thread Milling Cutter
- Gewindefräser
- Draadfrezen
- Fraise à fileter
- Fresas de roscar
- Fresa p/ Roscar

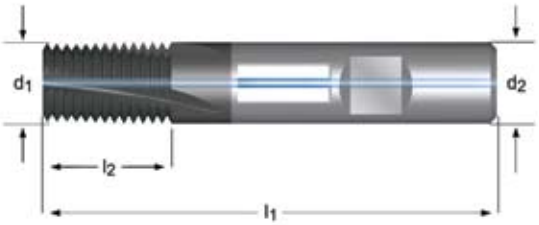


## J135

UNC | HM | TiAlN X | D | 2xD | 10° | DIN 6535 HB

■ 1.1 1.2 1.3 1.4 1.5 1.6 2.1 2.2 2.3 3.1 3.2 3.3 3.4 4.1 4.2 4.3 5.1 5.2 6.1 6.2 6.3 6.4 7.1 7.2 7.3 7.4 8.1 8.2 8.3

● 1.7 1.8 5.3 10.1

| ⅜ | TPI | $d_1$ Ø mm | $l_2$ mm | $l_1$ mm | $d_2$ Ø mm | z | e-Code |
|---|---|---|---|---|---|---|---|
| **1/4** | 20 | 4.8 | 14 | 57 | 6 | 3 | **J1354.8-20** |
| **5/16** | 18 | 5.5 | 14 | 57 | 6 | 3 | **J1355.5-18** |
| **3/8** | 16 | 7.5 | 19 | 63 | 8 | 4 | **J1357.5-16** |
| **7/16** | 14 | 8 | 19 | 63 | 8 | 4 | **J1358.0-14** |
| **1/2** | 13 | 10 | 22 | 72 | 10 | 4 | **J13510.0-13** |
| **9/16** | 12 | 10 | 22 | 72 | 10 | 4 | **J13510.0-12** |
| **5/8** | 11 | 12 | 26 | 83 | 12 | 4 | **J13512.0-11** |
| **3/4** | 10 | 14 | 32 | 83 | 14 | 5 | **J13514.0-10** |

# J145

- Thread Milling Cutter
- Gewindefräser
- Draadfrezen
- Fraise à fileter
- Fresas de roscar
- Fresa p/ Roscar

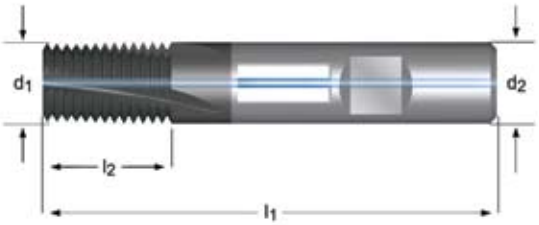


## J145

UNF | HM | TiAlN X | D | 2xD | 10° | DIN 6535 HB

■ 1.1 1.2 1.3 1.4 1.5 1.6 2.1 2.2 2.3 3.1 3.2 3.3 3.4 4.1 4.2 4.3 5.1 5.2 6.1 6.2 6.3 6.4 7.1 7.2 7.3 7.4 8.1 8.2 8.3

● 1.7 1.8 5.3 10.1

| ⅜ | TPI | $d_1$ Ø mm | $l_2$ mm | $l_1$ mm | $d_2$ Ø mm | z | e-Code |
|---|---|---|---|---|---|---|---|
| **1/4** | 28 | 4.8 | 14 | 57 | 6 | 3 | **J1454.8-28** |
| **5/16. 3/8** | 24 | 6 | 14 | 57 | 6 | 3 | **J1456.0-24** |
| **7/16. 1/2** | 20 | 8 | 19 | 63 | 8 | 4 | **J1458.0-20** |
| **9/16. 5/8** | 18 | 10 | 22 | 72 | 10 | 4 | **J14510.0-18** |
| **3/4** | 16 | 14 | 32 | 83 | 14 | 5 | **J14514.0-16** |

# J160

- Thread Milling Cutter
- Gewindefräser
- Draadfrezen
- Fraise à fileter
- Fresas de roscar
- Fresa p/ Roscar




## J160

NPT | HM | TiAlN X | D | 10° | DIN 6535 HB

■ 1.1 1.2 1.3 1.4 1.5 1.6 3.1 3.2 3.3 3.4 4.1 4.2 4.3 6.1 6.2 6.3 6.4 7.1 7.2 7.3 7.4 8.1 8.2 8.3

● 1.7 1.8 2.1 2.2 2.3 5.1 5.2 5.3 10.1

| ⅜ | TPI | $d_1$ Ø mm | $l_2$ mm | $l_1$ mm | $d_2$ Ø mm | z | e-Code |
|---|---|---|---|---|---|---|---|
| **1/8** | 27 | 7.9 | 9.88 | 58 | 8 | 3 | **J1607.9-27** |
| **1/4. 3/8** | 18 | 9.9 | 14.82 | 66 | 10 | 3 | **J1609.9-18** |
| **1/2. 3/4** | 14 | 15.9 | 19.05 | 82 | 16 | 4 | **J16015.9-14** |
| **1-2** | 11.5 | 19.9 | 23.19 | 92 | 20 | 5 | **J16019.9-11.5** |

# J170

- Thread Milling Cutter
- Gewindefräser
- Draadfrezen
- Fraise à fileter
- Fresas de roscar
- Fresa p/ Roscar




## J170

NPTF | HM | TiAlN X | D | 10° | DIN 6535 HB

■ 1.1 1.2 1.3 1.4 1.5 1.6 3.1 3.2 3.3 3.4 4.1 4.2 4.3 6.1 6.2 6.3 6.4 7.1 7.2 7.3 7.4 8.1 8.2 8.3

● 1.7 1.8 2.1 2.2 2.3 5.1 5.2 5.3 10.1

| ⩾ | TPI | $d_1$ Ø mm | $l_2$ mm | $l_1$ mm | $d_2$ Ø mm | z | e-Code |
|---|---|---|---|---|---|---|---|
| **1/8** | 27 | 7.9 | 9.88 | 58 | 8 | 3 | **J1707.9-27** |
| **1/4. 3/8** | 18 | 9.9 | 14.82 | 66 | 10 | 3 | **J1709.9-18** |
| **1/2. 3/4** | 14 | 15.9 | 19.05 | 82 | 16 | 4 | **J17015.9-14** |
| **1-2** | 11.5 | 19.9 | 23.19 | 92 | 20 | 5 | **J17019.9-11.5** |

# J180

- Thread Milling Cutter
- Gewindefräser
- Draadfrezen
- Fraise à fileter
- Fresas de roscar
- Fresa p/ Roscar




## J180

G | HM | TiAlN X | D | 1.5xD | 10° | DIN 6535 HA

■ 1.1 1.2 1.3 1.4 1.5 1.6 3.1 3.2 3.3 3.4 4.1 4.2 4.3 6.1 6.2 6.3 6.4 7.1 7.2 7.3 7.4 8.1 8.2 8.3

● 1.7 1.8 2.1 2.2 2.3 5.1 5.2 5.3 10.1

| ⩾ | TPI | $d_1$ Ø mm | $l_2$ mm | $l_1$ mm | $d_2$ Ø mm | z | e-Code |
|---|---|---|---|---|---|---|---|
| **G1/8** | 28 | 6 | 15 | 57 | 6 | 3 | **J1806.0-28** |
| **G1/4** | 19 | 10 | 20 | 72 | 10 | 4 | **J18010.0-19** |
| **G3/8** | 19 | 14 | 26 | 83 | 14 | 5 | **J18014.0-19** |
| **G1/2. 5/8** | 14 | 16 | 30 | 92 | 16 | 5 | **J18016.0-14** |

| ⩾ | TPI | $d_1$ Ø mm | $l_2$ mm | $l_1$ mm | $d_2$ Ø mm | z | e-Code |
|---|---|---|---|---|---|---|---|
| **G5/8. 3/4. 7/8** | 14 | 20 | 35 | 104 | 20 | 5 | **J18020.0-14** |
| **G1-3** | 11 | 25 | 45 | 121 | 25 | 6 | **J18025.0-11** |

| | E201 | E252 | E446 | E447 | E462 | E463 | E352 | E353 | E200 | E250 | E237 | E251 | E303 | E100 | E102 |
|---|---|---|---|---|---|---|---|---|---|---|---|---|---|---|---|
| | M | M | M | M | M | M | M | M | M | M | M | M | M | M | M |
| | HSCo XP | HSCo XP | HSCo XP | HSCo XP | HSCo XP | HSCo XP | HSCo XP | HSCo XP | HSCo | HSCo | HSCo | HSCo | HSCo | HSS | HSCo |
| | N | N | TiAlN | TiAlN | TiAlN | TiAlN | | | | | | | | | ST |
| | DIN 371 | DIN 376 | DIN 371 | DIN 376 | DIN 371 | DIN 376 | DIN 371 | DIN 376 | DIN 371 | DIN 376 | DIN 371 | DIN 376 | DIN 357 | DIN 352 | DIN 352 |
| | 6HX | 6HX | 6HX | 6HX | 6HX | 6HX | 6H | 6H | 6H | 6H | 6H | 6H | 6H | 6H | 6HX |
| | 2xD | 2xD | 2xD | 2xD | 2.5xD | 2.5xD | 2xD | 2xD | 1.5xD | 1.5xD | 1.5xD | 1.5xD | 2xD | 1.5xD | 1.5xD |
| | C 2 - 3 | C 2 - 3 | C 2 - 3 | C 2 - 3 | C 2 - 3 | C 2 - 3 | C 2 - 3 | C 2 - 3 | A 6-8 C 2-3 | A 6-8 C 2-3 | C 2 - 3 | C 2 - 3 | D 18-20 C 2-3 | C 2 - 3 | C 2 - 3 |
| | M3 - M10 | M8 - M24 | M3 - M10 | M8 - M24 | M5 - M10 | M12 - M20 | M3 - M10 | M12 - M16 | M2 - M10 | M3 - M52 | M3 - M10 | M12 - M24 | M3 - M20 | M1.6 - M52 | M3 - M30 |
| | 300 | 300 | 301 | 301 | 302 | 302 | 303 | 303 | 304 | 305 | 306 | 306 | 307 | 308 | 311 |
| 1.1 | | | | | | | •25 | •25 | •12 | •12 | •12 | •12 | •12 | • | • |
| 1.2 | | | | | | | •22 | •22 | •10 | •10 | •10 | •10 | •10 | • | • |
| 1.3 | | | | | | | •18 | •18 | •8 | •8 | •8 | •8 | •8 | • | • |
| 1.4 | | | | | | | | | •6 | •6 | •6 | •6 | •6 | • | • |
| 1.5 | | | | | | | | | •5 | •5 | •5 | •5 | •5 | • | • |
| 1.6 | | | | | | | | | | | | | | | |
| 1.7 | | | | | | | | | | | | | | | |
| 1.8 | | | | | | | | | | | | | | | |
| 2.1 | | | | | | | | | | | | | | | • |
| 2.2 | | | | | | | | | | | | | | | • |
| 2.3 | | | | | | | | | | | | | | | • |
| 2.4 | | | | | | | | | | | | | | | |
| 3.1 | ■15 | ■15 | ■22 | ■22 | ■22 | ■22 | | | •14 | •14 | •14 | •14 | •14 | • | • |
| 3.2 | ■8 | ■8 | ■18 | ■18 | ■18 | ■18 | | | •8 | •8 | •8 | •8 | •8 | • | • |
| 3.3 | ■15 | ■15 | ■25 | ■25 | ■25 | ■25 | | | •12 | •12 | •12 | •12 | •12 | • | • |
| 3.4 | •8 | •8 | •18 | •18 | •18 | •18 | | | | | | | | • | • |
| 4.1 | | | | | | | | | | | | | | | • |
| 4.2 | | | | | | | | | | | | | | | • |
| 4.3 | | | | | | | | | | | | | | | • |
| 5.1 | | | | | | | | | | | | | | | • |
| 5.2 | | | | | | | | | | | | | | | • |
| 5.3 | | | | | | | | | | | | | | | • |
| 6.1 | | | | | | | | | | | | | | • | • |
| 6.2 | •20 | •20 | •30 | •30 | •30 | •30 | | | •16 | •16 | •16 | •16 | •16 | • | • |
| 6.3 | | | | | | | •20 | •20 | •12 | •12 | •12 | •12 | •12 | • | • |
| 6.4 | •5 | •5 | •4 | •4 | •4 | •4 | | | | | | | | • | • |
| 7.1 | | | | | | | •16 | •16 | | | | | | | |
| 7.2 | | | | | | | ■35 | ■35 | •20 | •20 | •20 | •20 | •20 | • | • |
| 7.3 | | | | | | | ■20 | ■20 | •12 | •12 | •12 | •12 | •12 | • | • |
| 7.4 | •15 | •15 | •20 | •20 | •20 | •20 | ■15 | ■15 | | | | | | • | • |
| 8.1 | | | | | | | | | | | | | | | |
| 8.2 | ■10 | ■10 | ■15 | ■15 | ■15 | ■15 | | | •8 | •8 | •8 | •8 | •8 | • | • |
| 8.3 | | | | | | | | | | | | | | • | • |
| 9.1 | | | | | | | | | | | | | | | |
| 10.1 | | | | | | | | | | | | | | | |

DORMER

| | E101 | E348 | E349 | E206 | E257 | E375 | E376 | E395 | E396 | E324 | E326 | E344 | E345 | E454 | E455 | E358 |
|---|---|---|---|---|---|---|---|---|---|---|---|---|---|---|---|---|
| | M | M | M | M | M | M | M | M | M | M | M | M | M | M | M | M |
| | 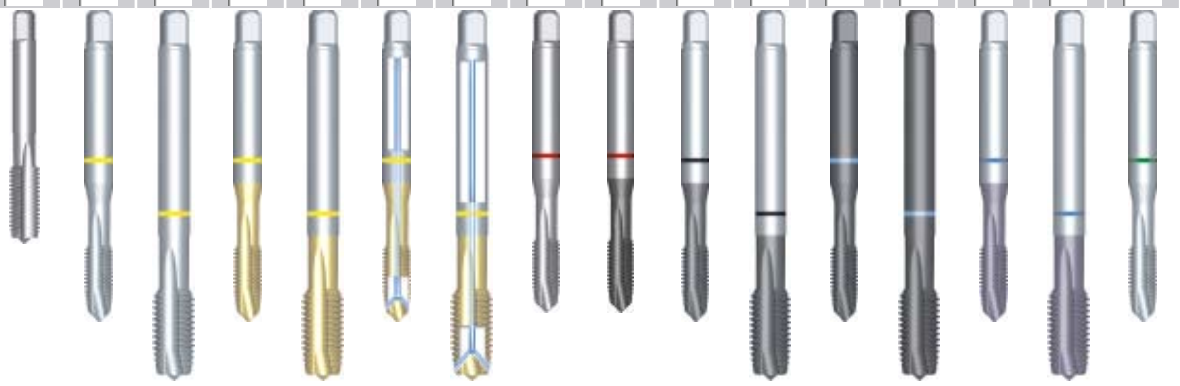 | | | | | | | | | | | | | | | |
| | HSS | HSCo | HSCo | HSCo | HSCo | HSCo XP | HSCo XP | HSCo XP | HSCo XP | HSCo XP | HSCo XP | HSCo | HSCo | HSCo | HSCo | HSCo |
| | | Cr | Cr | TiN | TiN | TiN | TiN | | TiAlN | TiAlN | TiAlN | ST | ST | TiCN | TiCN | |
| | DIN 352 | DIN 371 | DIN 376 | DIN 371 | DIN 376 | DIN 371 | DIN 376 | DIN 371c10 376a12 | DIN 371c10 376a12 | DIN DIN | DIN 376 | DIN 371 | DIN 376 | DIN 371 | DIN 376 | DIN 371 |
| | 6H | 6H | 6H | 6H | 6H | 6H | 6H | 6H | 6H | 6H | 6H | 6H | 6H | 6H | 6H | 6H |
| | 1.5xD | 2.5xD | 2.5xD | 2.5xD | 2.5xD | 3xD | 3xD | 2.5xD | 2.5xD | 2.5xD | 2.5xD | 2.5xD | 2.5xD | 2.5xD | 2.5xD | 2.5xD |
| | C 2 - 3 | B 3.5 - 5 | B 3.5 - 5 | B 3.5 - 5 | B 3.5 - 5 | B 3.5 - 5 | B 3.5 - 5 | B 3.5 - 5 | B 3.5 - 5 | B 3.5 - 5 | B 3.5 - 5 | B 3.5 - 5 | B 3.5 - 5 | B 3.5 - 5 | B 3.5 - 5 | B 3.5 - 5 |
| | M4 - M16 | M3 - M10 | M12 - M30 | M3 - M10 | M4 - M30 | M5 - M10 | M12 - M20 | M3 - M20 | M3 - M20 | M3 - M10 | M12 | M3 - M10 | M12 - M30 | M3 - M10 | M12 - M20 | M3 - M10 |
| | | | | | | | | NEW 2009.02 | NEW 2009.02 | | | | | | | |
| | 312 | 313 | 313 | 314 | 314 | 315 | 315 | 316 | 317 | 318 | 318 | 319 | 319 | 320 | 320 | 321 |
| 1.1 | • | ■25 | ■25 | ■40 | ■40 | ■40 | ■40 | | | | | | | | | •25 |
| 1.2 | • | ■22 | ■22 | ■40 | ■40 | ■40 | ■40 | | | | | | | | | •22 |
| 1.3 | • | ■18 | ■18 | ■32 | ■32 | ■32 | ■32 | | | | | | | | | •18 |
| 1.4 | • | •16 | •16 | •27 | •27 | •27 | •27 | ■16 | ■30 | | | | | | | |
| 1.5 | • | •10 | •10 | •13 | •13 | •13 | •13 | •10 | ■20 | ■17 | ■17 | •10 | •10 | •17 | •17 | |
| 1.6 | | | | | | | | •5 | •11 | ■11 | ■11 | •5 | •5 | •11 | •11 | |
| 1.7 | | | | | | | | | | | | | | | | |
| 1.8 | | | | | | | | | | | | | | | | |
| 2.1 | | | | | | | | | | | | ■8 | ■8 | ■14 | ■14 | |
| 2.2 | | | | | | | | | | | | ■7 | ■7 | ■10 | ■10 | |
| 2.3 | | | | | | | | | | | | ■5 | ■5 | ■6 | ■6 | |
| 2.4 | | | | | | | | | | | | ■5 | | ■6 | | |
| 3.1 | • | | | | | | | | | | | | | | | |
| 3.2 | • | | | | | | | | | | | | | | | |
| 3.3 | • | | | | | | | | | | | | | | | |
| 3.4 | • | | | | | | | | | | | | | | | |
| 4.1 | | | | | | | | | | | | | | ■25 | ■25 | |
| 4.2 | | | | | | | | •10 | •13 | ■13 | ■13 | | | ■13 | ■13 | |
| 4.3 | | | | | | | | | | ■8 | ■8 | | | | | |
| 5.1 | | | | | | | | | | | | | | ■25 | ■25 | |
| 5.2 | | | | | | | | •5 | •10 | •5 | •5 | | | ■10 | ■10 | |
| 5.3 | | | | | | | | | | •3 | •3 | | | | | |
| 6.1 | • | ■12 | ■12 | ■18 | ■18 | ■18 | ■18 | | | | | | | | | •12 |
| 6.2 | • | •30 | •30 | •45 | •45 | •45 | •45 | | | | | | | | | ■30 |
| 6.3 | • | ■20 | ■20 | ■35 | ■35 | ■35 | ■35 | | | | | | | | | ■20 |
| 6.4 | • | | | | | | | | | | | | | | | |
| 7.1 | | | | | | | | | | | | | | | | ■16 |
| 7.2 | • | | | | | | | | | | | | | | | ■35 |
| 7.3 | • | | | | | | | | | | | | | | | ■20 |
| 7.4 | • | | | | | | | | | •30 | •30 | | | | | •15 |
| 8.1 | | | | | | | | | | | | | | | | ■25 |
| 8.2 | • | | | | | | | | | | | | | | | |
| 8.3 | • | | | | | | | | | | | | | | | |
| 9.1 | | | | | | | | | | •2 | •2 | | | | | |
| 10.1 | | | | | | | | | | | | | | | | |

| | E359 | E448 | E449 | E214 | E265 | E216 | E266 | E422 | E423 | E616 | E215 | E197 | E247 | E235 | E236 | E350 |
|---|---|---|---|---|---|---|---|---|---|---|---|---|---|---|---|---|
| | M | M | M | M | M | M | M | M | M | M | M | M | M | M | M | M |
| | HSCo | HSCo | HSCo | HSCo | HSCo | HSCo | HSCo | HSCo | HSCo | HSCo | HSCo | HSCo | HSCo | HSCo | HSCo | HSCo |
| | | ZrN | ZrN | | | | | TiN | TiN | TiAlN Top | | | | | | Cr |
| | DIN 376 | DIN 371 | DIN 376 | DIN 371 | DIN 376 | DIN 371 | DIN 376 | DIN 371 | DIN 376 | DIN 371x10 376x12 | DIN 371 | DIN 371 | DIN 376 | DIN 371 | DIN 376 | DIN 371 |
| | 6H | 6H | 6H | 6H | 6H | 6H | 6H | 6H | 6H | 6H | 6HX | 6G | 6G | 6H | 6H | 6H |
| | 2.5xD | 2.5xD | 2.5xD | 2.5xD | 2.5xD | 3xD | 3xD | 3xD | 3xD | 3xD | 1.5xD | 2.5xD | 2.5xD | 2xD | 2xD | 2xD |
| | B 3.5 - 5 | B 3.5 - 5 | B 3.5 - 5 | B 3.5 - 5 | B 3.5 - 5 | B 3.5 - 5 | B 3.5 - 5 | B 3.5 - 5 | B 3.5 - 5 | B 3.5 - 5 | B 3.5 - 5 | B 3.5 - 5 | B 3.5 - 5 | A 6 - 8 | A 6 - 8 | C 2 - 3 |
| | | | | | | | | | | | | | | 15° | 15° | 40° |
| | M12 - M16 | M3 - M10 | M12 - M16 | M2 - M10 | M3 - M30 | M3 - M10 | M12 - M24 | M3 - M10 | M12 - M24 | M3 - M20 | M2 - M10 | M3 - M10 | M12 - M20 | M3 - M10 | M12 - M24 | M3 - M10 |
| | | | | | | | | | | NEW 2008.09 | | | | | | |
| | GRADE LINE | GRADE LINE | GRADE LINE | | | | | | | | | | | | | GRADE LINE |
| | 321 | 322 | 322 | 323 | 324 | 325 | 325 | 326 | 326 | 327 | 328 | 329 | 329 | 330 | 330 | 331 |
| 1.1 | •25 | ■40 | ■40 | •22 | •22 | •22 | •22 | •35 | •35 | ■40 | •22 | •22 | •22 | | | ■25 |
| 1.2 | •22 | ■40 | ■40 | ■20 | ■20 | ■20 | ■20 | ■35 | ■35 | ■40 | ■20 | ■20 | ■20 | •20 | •20 | ■22 |
| 1.3 | •18 | ■32 | ■32 | ■16 | ■16 | ■16 | ■16 | ■28 | ■28 | ■32 | •16 | ■16 | ■16 | ■16 | ■16 | ■18 |
| 1.4 | | | | ■12 | ■12 | ■12 | ■12 | ■24 | ■24 | ■30 | | ■12 | ■12 | ■12 | ■12 | •16 |
| 1.5 | | | | •7 | •7 | •7 | •7 | •10 | •10 | ■17 | | •7 | •7 | •7 | •7 | •10 |
| 1.6 | | | | | | | | | | •11 | | | | | | |
| 1.7 | | | | | | | | | | | | | | | | |
| 1.8 | | | | | | | | | | | | | | | | |
| 2.1 | | | | | | | | | | •8 | | | | | | |
| 2.2 | | | | | | | | | | •7 | | | | | | |
| 2.3 | | | | | | | | | | •5 | | | | | | |
| 2.4 | | | | | | | | | | | | | | | | |
| 3.1 | | | | •12 | •12 | •12 | •12 | •18 | •18 | •22 | | •12 | •12 | | | |
| 3.2 | | | | •7 | •7 | •7 | •7 | •15 | •15 | •18 | | •7 | •7 | | | |
| 3.3 | | | | •10 | •10 | •10 | •10 | •20 | •20 | •25 | | •10 | •10 | | | |
| 3.4 | | | | •5 | •5 | •5 | •5 | •15 | •15 | •18 | | •5 | •5 | | | |
| 4.1 | | ■25 | ■25 | •15 | •15 | •15 | •15 | •27 | •27 | | | •15 | •15 | | | |
| 4.2 | | | | | | | | | | •7 | | | | | | |
| 4.3 | | | | •4 | •4 | •4 | •4 | •5 | •5 | | | •4 | •4 | | | |
| 5.1 | | ■25 | ■25 | •12 | •12 | •12 | •12 | •20 | •20 | | •12 | •12 | •12 | | | |
| 5.2 | | | | •5 | •5 | •5 | •5 | •8 | •8 | •8 | | •5 | •5 | | | |
| 5.3 | | | | | | | | | | | | | | | | |
| 6.1 | •12 | •18 | •18 | •12 | •12 | •12 | •12 | •18 | •18 | ■18 | | •12 | •12 | | | ■12 |
| 6.2 | ■30 | ■45 | ■45 | •30 | •30 | •30 | •30 | •45 | •45 | •45 | | •30 | •30 | | | •30 |
| 6.3 | ■20 | ■35 | ■35 | •20 | •20 | •20 | •20 | •35 | •35 | ■35 | | •20 | •20 | | | ■20 |
| 6.4 | | | | | | | | | | | | | | | | |
| 7.1 | ■16 | ■35 | ■35 | •16 | •16 | •16 | •16 | •25 | •25 | • | •16 | •16 | •16 | | | |
| 7.2 | ■35 | ■45 | ■45 | •35 | •35 | •35 | •35 | •45 | •45 | | •35 | •35 | •35 | •30 | •30 | |
| 7.3 | ■20 | ■30 | ■30 | •20 | •20 | •20 | •20 | •30 | •30 | | | •20 | •20 | •15 | •15 | |
| 7.4 | •15 | •20 | •20 | •15 | •15 | •15 | •15 | •20 | •20 | | | •15 | •15 | | | |
| 8.1 | ■25 | ■30 | ■30 | •25 | •25 | •25 | •25 | •30 | •30 | | ■30 | •25 | •25 | | | |
| 8.2 | | | | | | | | | | | | | | | | |
| 8.3 | | | | | | | | | | | | | | | | |
| 9.1 | | | | | | | | | | | | | | | | |
| 10.1 | | | | | | | | | | | | | | | | |

DORMER

| | E351 | E213 | E264 | E460 | E461 | E392 | E393 | E394 | E342 | E343 | E402 | E314 | E316 | E346 | E347 |
|---|---|---|---|---|---|---|---|---|---|---|---|---|---|---|---|
| | M | M | M | M | M | M | M | M | M | M | M | M | M | M | M |
| | | | | | | | | | | | | | | | |
| | HSCo | HSCo | HSCo | HSCo XP | HSCo XP | HSCo XP | HSCo XP | HSCo XP | HSCo | HSCo | HSCo | HSCo XP | HSCo XP | HSCo | HSCo |
| | Cr | TIN | TIN | TIN | TIN | | | TiAlN Top | | | ST TiAlN | TiAlN | TiAlN | ST | ST |
| | DIN 376 | DIN 371 | DIN 376 | DIN 371 | DIN 376 | DIN 371 | DIN 376 | DIN 371c10 376s12 | DIN 371 | DIN 376 | DIN 371c10 376s12 | DIN | DIN 376 | DIN 371 | DIN 376 |
| | | | | | | | | | | | | | | | |
| | | | | | | | | | | | | | | | |
| | 6H | 6H | 6H | 6H | 6H | 6H | 6H | 6H | 6H | 6H | 6H | 6H | 6H | 6H | 6H |
| | 2xD | 2.5xD | 2.5xD | 2.5xD | 2.5xD | 2.5xD | 2.5xD | 2.5xD | 2xD | 2xD | 3xD | 1.5xD | 1.5xD | 2xD | 2xD |
| | C 2 - 3 | C 2 - 3 | C 2 - 3 | C 2 - 3 | C 2 - 3 | C 2 - 3 | C 2 - 3 | C 2 - 3 | C 2 - 3 | C 2 - 3 | C 2 - 3 | C 2 - 3 | C 2 - 3 | C 2 - 3 | C 2 - 3 |
| | 40° | 40° | 40° | 40° | 40° | 40° | 40° | 40° | 35° | 35° | 40° | 15° | 15° | 40° | 40° |
| | | | | | | | | | | | | | | | |
| | M12 - M30 | M3 - M10 | M12 - M30 | M5 - M10 | M12 - M20 | M3 - M10 | M5 - M36 | M3 - M20 | M3 - M10 | M12 - M20 | M3 - M30 | M3 - M10 | M12 | M3 - M10 | M12 - M30 |
| | | | | | | NEW 2009.02 | NEW 2009.02 | NEW 2009.02 | | | | | | | |
| | | | | | | | | | | | | | | | |
| | 331 | 332 | 332 | 333 | 333 | 334 | 334 | 335 | 336 | 336 | 337 | 338 | 338 | 339 | 339 |
| 1.1 | ■25 | ■40 | ■40 | ■40 | ■40 | | | | | | ■30 | | | | |
| 1.2 | ■22 | ■40 | ■40 | ■40 | ■40 | | | | | | ■30 | | | | |
| 1.3 | ■18 | ■32 | ■32 | ■32 | ■32 | | | | | | ■25 | | | | |
| 1.4 | ●16 | ●27 | ●27 | ●27 | ●27 | ■16 | ■16 | ■30 | ■16 | ■16 | ■20 | | | | |
| 1.5 | ●10 | ●13 | ●13 | ●13 | ●13 | ●10 | ●10 | ■20 | ●10 | ●10 | ■15 | ■17 | ■17 | ●10 | ●10 |
| 1.6 | | | | | | ●5 | ●5 | ●11 | ●5 | ●5 | | ■11 | ■11 | ●5 | ●5 |
| 1.7 | | | | | | | | | | | | | | | |
| 1.8 | | | | | | | | | | | | | | | |
| 2.1 | | | | | | | | | | | ●14 | | | ■8 | ■8 |
| 2.2 | | | | | | | | | | | ●10 | | | ■7 | ■7 |
| 2.3 | | | | | | | | | | | ●6 | | | ■5 | ■5 |
| 2.4 | | | | | | | | | | | | | | | |
| 3.1 | | | | | | | | | | | | | | | |
| 3.2 | | | | | | | | | | | | | | | |
| 3.3 | | | | | | | | | | | | | | | |
| 3.4 | | | | | | | | | | | | | | | |
| 4.1 | | | | | | | | | | | | | | | |
| 4.2 | | | | | | ●10 | ●10 | ●13 | ●10 | ●10 | | ■13 | ■13 | | |
| 4.3 | | | | | | | | | | | | ■8 | ■8 | | |
| 5.1 | | | | | | | | | | | | | | | |
| 5.2 | | | | | | ●5 | ●5 | ●10 | ●5 | ●5 | | ●5 | ●5 | | |
| 5.3 | | | | | | | | | | | | ●3 | ●3 | | |
| 6.1 | ■12 | ■18 | ■18 | ■18 | ■18 | | | | | | | | | | |
| 6.2 | ●30 | ●45 | ●45 | ●45 | ●45 | | | | | | | | | | |
| 6.3 | ■20 | ■35 | ■35 | ■35 | ■35 | | | | | | | | | | |
| 6.4 | | | | | | | | | | | | | | | |
| 7.1 | | | | | | | | | | | ●16 | | | | |
| 7.2 | | | | | | | | | | | ●35 | | | | |
| 7.3 | | | | | | | | | | | | | | | |
| 7.4 | | | | | | | | | | | | ●30 | ●30 | | |
| 8.1 | | | | | | | | | | | | | | | |
| 8.2 | | | | | | | | | | | | | | | |
| 8.3 | | | | | | | | | | | | | | | |
| 9.1 | | | | | | | | | | | | ●2 | ●2 | | |
| 10.1 | | | | | | | | | | | | | | | |

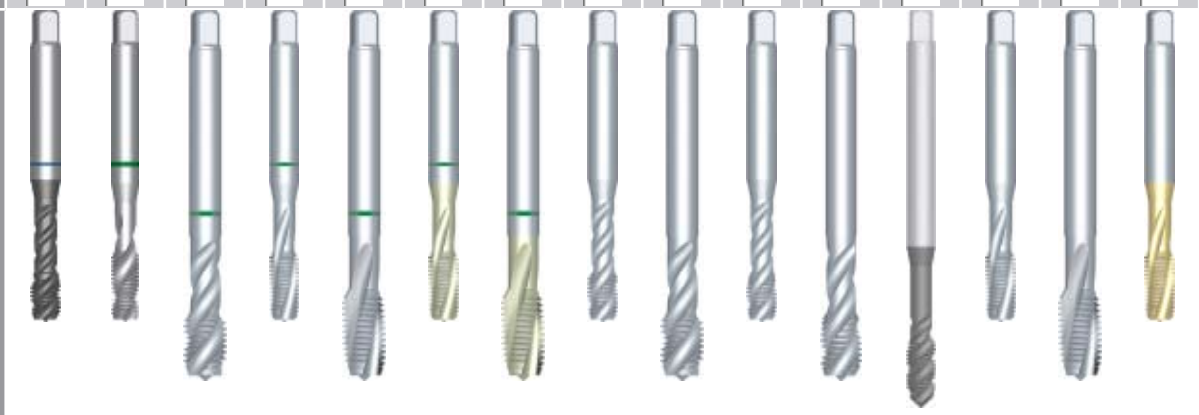

| | E404 | E360 | E361 | E354 | E355 | E450 | E451 | E208 | E259 | E195 | E245 | E615 | E207 | E258 | E212 |
|---|---|---|---|---|---|---|---|---|---|---|---|---|---|---|---|
| | M | M | M | M | M | M | M | M | M | M | M | M | M | M | M |
| | HSCo | HSCo | HSCo | HSCo XP | HSCo XP | HSCo XP | HSCo XP | HSCo | HSCo | HSCo | HSCo | HSCo | HSCo | HSCo | HSCo |
| | Super | | | | | ZrN | ZrN | | | | | TiAlN Top | | | TiN |
| | DIN 371c10 376a12 | DIN 371 | DIN 376 | DIN 371 | DIN 376 | DIN 371 | DIN 376 | DIN 371 | DIN 376 | DIN 371 | DIN 376 | DIN 371c10 376a12 | DIN 371 | DIN 376 | DIN 371 |
| | 6H | 6H | 6H | 6H | 6H | 6H | 6H | 6H | 6H | 6H | 6H | 6H | 6H | 6H | 6H |
| | 2.5xD | 2.5xD | 2.5xD | 1.5xD | 1.5xD | 1.5xD | 1.5xD | 2xD | 2xD | 2.5xD | 2.5xD | 3xD | 1.5xD | 1.5xD | 1.5xD |
| | C 2 - 3 | C 2 - 3 | C 2 - 3 | C 2 - 3 | C 2 - 3 | C 2 - 3 | C 2 - 3 | C 2 - 3 | C 2 - 3 | C 2 - 3 | C 2 - 3 | C 2 - 3 | C 2 - 3 | C 2 - 3 | C 2 - 3 |
| | 40° | 35° | 35° | 15° | 15° | 15° | 15° | 40° | 40° | 40° | 40° | 40° | 15° | 15° | 15° |
| | M3 - M20 | M3 - M10 | M12 - M20 | M3 - M10 | M12 - M16 | M3 - M10 | M12 - M16 | M2 - M10 | M6 - M30 | M4 - M10 | M12 - M24 | M3 - M20 | M2 - M10 | M4 - M36 | M3 - M10 |
| | NEW 2007.10 | | | | | | | | | | | NEW 2008.09 | | | |
| | GRADE LINE | GRADE LINE | GRADE LINE | GRADE LINE | GRADE LINE | GRADE LINE | GRADE LINE | | | | | | | | |
| | **340** | **341** | **341** | **342** | **342** | **343** | **343** | **344** | **345** | **346** | **346** | **347** | **348** | **349** | **350** |
| 1.1 | | | | •25 | •25 | •40 | •40 | •22 | •22 | •22 | •22 | ■40 | | | •35 |
| 1.2 | | •22 | •22 | •22 | •22 | •40 | •40 | •20 | •20 | •20 | •20 | ■40 | •20 | •20 | •35 |
| 1.3 | •32 | •18 | •18 | •18 | •18 | •32 | •32 | ■16 | ■16 | ■16 | ■16 | ■32 | ■16 | ■16 | ■28 |
| 1.4 | •27 | | | •16 | •16 | •27 | •27 | ■12 | ■12 | ■12 | ■12 | ■30 | ■12 | ■12 | ■24 |
| 1.5 | •13 | | | | | | | •7 | •7 | •7 | •7 | ■17 | •7 | •7 | •10 |
| 1.6 | •11 | | | | | | | | | | | •11 | | | |
| 1.7 | | | | | | | | | | | | | | | |
| 1.8 | | | | | | | | | | | | | | | |
| 2.1 | ■14 | | | | | | | | | | | •8 | | | |
| 2.2 | ■10 | | | | | | | | | | | •7 | | | |
| 2.3 | ■6 | | | | | | | | | | | •5 | | | |
| 2.4 | ■6 | | | | | | | | | | | | | | |
| 3.1 | | | | | | | | | | | | •22 | | | |
| 3.2 | | | | | | | | | | | | •18 | | | |
| 3.3 | | | | | | | | | | | | •25 | | | |
| 3.4 | | | | | | | | | | | | •18 | | | |
| 4.1 | | ■15 | ■15 | | | | | | | | | | | | |
| 4.2 | | | | | | | | | | | | •7 | | | •10 |
| 4.3 | | | | | | | | | | | | | | | •7 |
| 5.1 | | ■12 | ■12 | | | | | | | | | | | | |
| 5.2 | | | | | | | | | | | | •8 | | | |
| 5.3 | | | | | | | | | | | | | | | |
| 6.1 | | •12 | •12 | •12 | •12 | •18 | •18 | | | | | ■18 | | | |
| 6.2 | | | | ■30 | ■30 | ■45 | ■45 | | | | | •45 | | | |
| 6.3 | | •20 | •20 | ■20 | ■20 | ■35 | ■35 | | | | | ■35 | | | |
| 6.4 | | | | | | | | | | | | | | | |
| 7.1 | | ■16 | ■16 | •16 | •16 | •25 | •25 | | | | | • | | | |
| 7.2 | | ■35 | ■35 | ■35 | ■35 | ■45 | ■45 | | | | | | •30 | •30 | •35 |
| 7.3 | | •20 | •20 | ■20 | ■20 | ■30 | ■30 | | | | | | •15 | •15 | •20 |
| 7.4 | | | | ■15 | ■15 | ■20 | ■20 | | | | | | | | |
| 8.1 | | ■30 | ■30 | | | | | | | | | | | | |
| 8.2 | | | | | | | | | | | | | | | |
| 8.3 | | | | | | | | | | | | | | | |
| 9.1 | | | | | | | | | | | | | | | |
| 10.1 | | | | | | | | | | | | | | | |

DORMER

| | E263 | E199 | E249 | E198 | E248 | E301 | E302 | E305 | E306 | E308 | E315 | E313 | E309 | E310 | E323 |
|---|---|---|---|---|---|---|---|---|---|---|---|---|---|---|---|
| | M | M | M | M | M | M | M | M | M | M | M | M | M | M | EGM |
| | | | | | | | | | | | | | | | |
| | HSCo | HSCo | HSCo | HSCo | HSCo | HSCo | HSCo | HSCo | HSCo | HSCo | HSCo | HSCo | HSCo | HSCo | HSCo |
| | TiN | | | | | | TiN | TiN | CrN | TiN | TiN | Dialub | TiN | TiN | TiN |
| | DIN 376 | DIN 371 | DIN 376 | DIN 371 | DIN 376 | DIN 2174 | DIN 2174 | DIN 2174 | DIN 2174 | DIN 2174 | DIN 2174 | DIN 2174 | DIN 2174 | DIN 2174 | DIN 40435 |
| | 6H | 6G | 6G | 6G | 6G | 6HX | 6HX | 6HX | 6HX | 6HX | 6HX | 6HX | 6GX | 6GX | 6H mod. |
| | 1.5xD | 2xD | 2xD | 1.5xD | 1.5xD | 3xD | 3xD | 3xD | 3xD | 3.5XD | 3.5XD | 3xD | 3xD | 3xD | 3xD |
| | C 2 - 3 | C 2 - 3 | C 2 - 3 | C 2 - 3 | C 2 - 3 | C 2 - 3.5 | C 2 - 3.5 | E 1.5 - 2 | C 2 - 3.5 | C 2 - 3.5 | C 2 - 3.5 | C 2 - 3.5 | C 2 - 3.5 | E 1.5 - 2 | C 2 - 3.5 |
| | 15° | 40° | 40° | 15° | 15° | | | | | | | | | | |
| | | | | | | | | | | | | | | | |
| | M12 - M36 | M3 - M10 | M12 - M20 | M3 - M10 | M12 - M20 | M1 - M24 | M1 - M24 | M3 - M10 | M3 - M12 | M3 - M24 | M5 - M12 | M3 - M8 | M3 - M12 | M3 - M10 | M3 - M12 |
| | | | | | | | | | | | | | | | |
| | | | | | | | | | | | | | | | |
| | 350 | 351 | 351 | 352 | 352 | 353 | 354 | 355 | 356 | 357 | 358 | 359 | 360 | 361 | 362 |
| 1.1 | •35 | •22 | •22 | | | •30 | ■55 | ■55 | ■55 | ■55 | ■55 | | ■55 | ■55 | ■55 |
| 1.2 | •35 | •20 | •20 | •20 | •20 | •27 | ■50 | ■50 | ■50 | ■50 | ■50 | | ■50 | ■50 | ■50 |
| 1.3 | ■28 | ■16 | ■16 | ■16 | ■16 | •23 | ■45 | ■45 | ■45 | ■45 | ■45 | | ■45 | ■45 | ■45 |
| 1.4 | ■24 | ■12 | ■12 | ■12 | ■12 | •20 | ■40 | ■40 | ■40 | ■40 | ■40 | | ■40 | ■40 | ■40 |
| 1.5 | •10 | •7 | •7 | •7 | •7 | | •20 | •20 | | •20 | •20 | | •20 | •20 | •20 |
| 1.6 | | | | | | | | | | | | | | | |
| 1.7 | | | | | | | | | | | | | | | |
| 1.8 | | | | | | | | | | | | | | | |
| 2.1 | | | | | | | ■18 | ■18 | •18 | ■18 | ■18 | | ■18 | ■18 | ■18 |
| 2.2 | | | | | | | ■15 | ■15 | •15 | ■15 | ■15 | | ■15 | ■15 | ■15 |
| 2.3 | | | | | | | •10 | •10 | | •10 | •10 | | •10 | •10 | •10 |
| 2.4 | | | | | | | | | | | | | | | |
| 3.1 | | | | | | | | | | | | | | | |
| 3.2 | | | | | | | | | | | | | | | |
| 3.3 | | | | | | | | | | | | | | | |
| 3.4 | | | | | | | | | | | | | | | |
| 4.1 | | | | | | | ■35 | ■35 | ■35 | ■35 | ■35 | | ■35 | ■35 | ■35 |
| 4.2 | •10 | | | | | | | | | | | | | | |
| 4.3 | •7 | | | | | | | | | | | | | | |
| 5.1 | | | | | | | ■20 | ■20 | ■20 | ■20 | ■20 | | ■20 | ■20 | ■20 |
| 5.2 | | | | | | | •8 | •8 | •8 | •8 | •8 | | •8 | •8 | •8 |
| 5.3 | | | | | | | | | | | | | | | |
| 6.1 | | | | | | | •25 | •25 | •25 | •25 | •25 | ■25 | •25 | •25 | •25 |
| 6.2 | | | | | | | | | | | | | | | |
| 6.3 | | | | | | | •40 | •40 | •40 | •40 | •40 | ■40 | •40 | •40 | •40 |
| 6.4 | | | | | | | | | | | | | | | |
| 7.1 | | | | | | •22 | •40 | •40 | ■40 | •40 | •40 | ■40 | •40 | •40 | •40 |
| 7.2 | •35 | | | •30 | •30 | •38 | •55 | •55 | ■55 | •55 | •55 | ■55 | •55 | •55 | •55 |
| 7.3 | •20 | | | •15 | •15 | •22 | ■40 | ■40 | ■40 | ■40 | ■40 | ■40 | ■40 | ■40 | ■40 |
| 7.4 | | | | | | | •25 | •25 | •25 | •25 | •25 | | •25 | •25 | •25 |
| 8.1 | | | | | | | | | | | | | | | |
| 8.2 | | | | | | | | | | | | | | | |
| 8.3 | | | | | | | | | | | | | | | |
| 9.1 | | | | | | | | | | | | | | | |
| 10.1 | | | | | | | | | | | | | | | |

| | E650 | E269 | E268 | E242 | E290 | E105 | E365 | E411 | E364 | E366 | E405 | E363 | E367 | E219 | E270 |
|---|---|---|---|---|---|---|---|---|---|---|---|---|---|---|---|
| | M | MF | MF | MF | MF | MF | MF | MF | MF | MF | MF | MF | MF | MF | MF |
| | | | | | | | | | | | | | | | |
| | HSS | HSCo XP | HSCo | HSCo | HSCo | HSS | HSCo | HSCo | HSCo | HSCo | HSCo | HSCo | HSCo | HSCo | HSCo |
| | ST | N | | | | | Cr | TiN | ST | Cr | ST TiAlN | ST | | | |
| | ISO | DIN 374 | DIN 374 | DIN 371 | DIN 374 | DIN 2181 | DIN 374 | DIN 374 | DIN 374 | DIN 374 | DIN 374 | DIN 374 | DIN 374 | DIN 371 | DIN 374 |
| | | | | | | | | | | | | | | | |
| | | | | | | | | | | | | | | | |
| | 6H | 6HX | 6H | 6H | 6H | 6H | 6H | 6H | 6H | 6H | 6H | 6H | 6H | 6H | 6H |
| | 1.5xD | 2xD | 1.5xD | 1.5xD | 1.5xD | 1.5xD | 2.5xD | 2.5xD | 2.5xD | 2xD | 3xD | 2xD | 2.5xD | 1.5xD | 1.5xD |
| | C 2 - 3 | C 2 - 3 | C 2 - 3 | C 2 - 3 | C 2 - 3 | C 2 - 3 | B 3.5 - 5 | B 3.5 - 5 | B 3.5 - 5 | C 2 - 3 | C 2 - 3 | C 2 - 3 | C 2 - 3 | C 2 - 3 | C 2 - 3 |
| | 30° | | | | | | | | | 40° | 40° | 40° | 35° | 15° | 15° |
| | | | | | | | | | | | | | | | |
| | M3 - M16 | M10 - M20 | M4 - M50 | M8 - M10 | M12 - M24 | M2.5 - M50 | M3 - M30 | M8 - M20 | M6 - M20 | M6 - M20 | M8 - M20 | M6 - M20 | M4 - M20 | M4 - M10 | M6 - M30 |
| | | | | | | | | | | | | | | | |
| | | GRADE LINE | | | | | GRADE LINE | GRADE LINE | GRADE LINE | GRADE LINE | GRADE LINE | GRADE LINE | GRADE LINE | | |
| | **363** | **364** | **365** | **367** | **367** | **368** | **371** | **372** | **373** | **374** | **375** | **376** | **377** | **378** | **379** |
| 1.1 | •25 | | •12 | •12 | •12 | • | ■25 | ■40 | | ■25 | ■30 | | | | |
| 1.2 | •22 | | •10 | •10 | •10 | • | ■22 | ■40 | | ■22 | ■30 | | •22 | •20 | •20 |
| 1.3 | •18 | | •8 | •8 | •8 | • | ■18 | ■32 | | ■18 | ■25 | | •18 | ■16 | ■16 |
| 1.4 | •15 | | •6 | •6 | •6 | • | •16 | •27 | | •16 | ■20 | | | ■12 | ■12 |
| 1.5 | | | •5 | •5 | •5 | • | •10 | •13 | •10 | •10 | ■15 | •10 | | •7 | •7 |
| 1.6 | | | | | | | | | •5 | | | •5 | | | |
| 1.7 | | | | | | | | | | | | | | | |
| 1.8 | | | | | | | | | | | | | | | |
| 2.1 | | | | | | | | | ■8 | | •14 | ■8 | | | |
| 2.2 | | | | | | | | | ■7 | | •10 | ■7 | | | |
| 2.3 | | | | | | | | | ■5 | | •6 | ■5 | | | |
| 2.4 | | | | | | | | | | | | | | | |
| 3.1 | | ■15 | •14 | •14 | •14 | • | | | | | | | | | |
| 3.2 | •8 | ■8 | •8 | •8 | •8 | • | | | | | | | | | |
| 3.3 | | ■15 | •12 | •12 | •12 | • | | | | | | | | | |
| 3.4 | | •8 | | | | • | | | | | | | | | |
| 4.1 | | | | | | | | | | | | | ■15 | | |
| 4.2 | | | | | | | | | | | | | | | |
| 4.3 | | | | | | | | | | | | | | | |
| 5.1 | | | | | | | | | | | | | ■12 | | |
| 5.2 | | | | | | | | | | | | | | | |
| 5.3 | | | | | | | | | | | | | | | |
| 6.1 | | | | | | • | ■12 | ■18 | | ■12 | | | •12 | | |
| 6.2 | •30 | •20 | •16 | •16 | •16 | • | •30 | •45 | | •30 | | | | | |
| 6.3 | •20 | | •12 | •12 | •12 | • | ■20 | ■35 | | ■20 | | | •20 | | |
| 6.4 | | •5 | | | | • | | | | | | | | | |
| 7.1 | •18 | | | | | | | | | | •16 | | ■16 | | |
| 7.2 | •35 | | •20 | •20 | •20 | • | | | | | •35 | | ■35 | •30 | •30 |
| 7.3 | | | •12 | •12 | •12 | • | | | | | | | •20 | •15 | •15 |
| 7.4 | | •15 | | | | • | | | | | | | | | |
| 8.1 | •30 | | | | | | | | | | | | ■30 | | |
| 8.2 | | ■10 | •8 | •8 | •8 | • | | | | | | | | | |
| 8.3 | | | | | | • | | | | | | | | | |
| 9.1 | | | | | | | | | | | | | | | |
| 10.1 | | | | | | | | | | | | | | | |

DORMER

| | E317 | E225 | E275 | E108 | E276 | E229 | E278 | E111 | E230 | E279 | E115 | L300 | L119 |
|---|---|---|---|---|---|---|---|---|---|---|---|---|---|
| | MF | UNC | UNC | UNC | UNC | UNF | UNF | UNF | UNF | UNF | BSW | | |
| | | | | | | | | | | | | | |
| | HSCo | HSCo | HSCo | HSS | HSCo | HSCo | HSCo | HSS | HSCo | HSCo | HSS | | |
| | TiN | | | | | | | | | | | | |
| | DIN 2174 | DIN 371 | DIN 376 | DIN 352 | DIN 376 | DIN 371 | DIN 374 | DIN 2181 | DIN 371 | DIN 374 | DIN 351 | | |
| | | | | | | | | | | | | | |
| | | | | | | | | | | | | | |
| | 6HX | 2B | 2B | 2B | 2B | 2B | 2B | 2B | 2B | 2B | MEDIUM | | |
| | 3xD | 1.5xD | 1.5xD | 1.5xD | 1.5xD | 1.5xD | 1.5xD | 1.5xD | 1.5xD | 1.5xD | 1.5xD | | |
| | C 2 - 3.5 | C 2 - 3 | C 2 - 3 | C 2 - 3 | C 2 - 3 | C 2 - 3 | C 2 - 3 | C 2 - 3 | C 2 - 3 | C 2 - 3 | C 2 - 3 | | |
| | | | | | 19° | | | | 19° | 19° | | | |
| | M5 - M10 | No.2 - 1/4 | 5/16 - 1.1/2 | No.3 - 1" | 1/4 - 1" | No.2 - 1/4 | 5/16 - 1.1/2 | No.1 - 1" | No.6 - 1/4 | 5/16 - 1" | 3/32 - 2" | Set 201 - Set 360 | No.17 - No.27 |

| | 380 | 381 | 382 | 383 | 384 | 385 | 386 | 387 | 388 | 389 | 390 | 391 | 392 |
|---|---|---|---|---|---|---|---|---|---|---|---|---|---|
| 1.1 | ■55 | ●12 | ●12 | ● | | ●12 | ●12 | ● | | | ● | | |
| 1.2 | ■50 | ●10 | ●10 | ● | ●20 | ●10 | ●10 | ● | ●20 | ●20 | ● | | |
| 1.3 | ■45 | ●8 | ●8 | ● | ■16 | ●8 | ●8 | ● | ■16 | ■16 | ● | | |
| 1.4 | ■40 | ●6 | ●6 | ● | ■12 | ●6 | ●6 | ● | ■12 | ■12 | ● | | |
| 1.5 | ●20 | ●5 | ●5 | ● | ●7 | ●5 | ●5 | ● | ●7 | ●7 | ● | | |
| 1.6 | | | | | | | | | | | | | |
| 1.7 | | | | | | | | | | | | | |
| 1.8 | | | | | | | | | | | | | |
| 2.1 | ■18 | | | | | | | | | | | | |
| 2.2 | ■15 | | | | | | | | | | | | |
| 2.3 | ●10 | | | | | | | | | | | | |
| 2.4 | | | | | | | | | | | | | |
| 3.1 | | ●14 | ●14 | ● | | ●14 | ●14 | ● | | | ● | | |
| 3.2 | | ●8 | ●8 | ● | | ●8 | ●8 | ● | | | ● | | |
| 3.3 | | ●12 | ●12 | ● | | ●12 | ●12 | ● | | | ● | | |
| 3.4 | | | | ● | | | | ● | | | ● | | |
| 4.1 | ■35 | | | | | | | | | | | | |
| 4.2 | | | | | | | | | | | | | |
| 4.3 | | | | | | | | | | | | | |
| 5.1 | ■20 | | | | | | | | | | | | |
| 5.2 | ●8 | | | | | | | | | | | | |
| 5.3 | | | | | | | | | | | | | |
| 6.1 | ●25 | | | ● | | | | ● | | | ● | | |
| 6.2 | | ●16 | ●16 | ● | | ●16 | ●16 | ● | | | ● | | |
| 6.3 | ●40 | ●12 | ●12 | ● | | ●12 | ●12 | ● | | | ● | | |
| 6.4 | | | | ● | | | | ● | | | ● | | |
| 7.1 | ●40 | | | | | | | | | | | | |
| 7.2 | ●55 | ●20 | ●20 | ● | ●30 | ●20 | ●20 | ● | ●30 | ●30 | ● | | |
| 7.3 | ■40 | ●12 | ●12 | ● | ●15 | ●12 | ●12 | ● | ●15 | ●15 | ● | | |
| 7.4 | ●25 | | | ● | | | | ● | | | ● | | |
| 8.1 | | | | | | | | | | | | | |
| 8.2 | | ●8 | ●8 | ● | | ●8 | ●8 | ● | | | ● | | |
| 8.3 | | | | ● | | | | ● | | | ● | | |
| 9.1 | | | | | | | | | | | | | |
| 10.1 | | | | | | | | | | | | | |

| | L126 | L110 | L111 | L115 | L120 | L124 |
|---|---|---|---|---|---|---|
| | | | | | | |
| | HSS | | | HSS | | CS |
| | ST | | | | | |
| | ISO | | | ISO 529 | | ISO |
| | | | | | | |
| | | | | | | |
| | 6H | | | 6H | | 6H |
| | 1.5xD | | | 1.5xD | | 1.5xD |
| | C 2 - 3 | | | | | |
| | 30° | | | | | |
| | | | | | | |
| | Set 650 | 16.00 - 4" | No.0 - No.2 | No.100 | No.21 - 18BA | Set 7 |
| | | | | | | |
| | | | | | | |
| | **393** | **394** | **395** | **396** | **397** | **398** |
| 1.1 | •25 | | | •7 | | • |
| 1.2 | •22 | | | •6 | | • |
| 1.3 | •18 | | | •5 | | • |
| 1.4 | •15 | | | •4 | | • |
| 1.5 | | | | •3 | | • |
| 1.6 | | | | | | |
| 1.7 | | | | | | |
| 1.8 | | | | | | |
| 2.1 | | | | | | |
| 2.2 | | | | | | |
| 2.3 | | | | | | |
| 2.4 | | | | | | |
| 3.1 | | | | •12 | | • |
| 3.2 | •8 | | | •7 | | • |
| 3.3 | | | | •10 | | • |
| 3.4 | | | | •5 | | • |
| 4.1 | | | | | | |
| 4.2 | | | | | | |
| 4.3 | | | | | | |
| 5.1 | | | | | | |
| 5.2 | | | | | | |
| 5.3 | | | | | | |
| 6.1 | | | | •4 | | • |
| 6.2 | •30 | | | •10 | | • |
| 6.3 | •20 | | | •7 | | • |
| 6.4 | | | | •2 | | • |
| 7.1 | •18 | | | | | |
| 7.2 | •35 | | | •12 | | • |
| 7.3 | | | | •7 | | • |
| 7.4 | | | | •5 | | • |
| 8.1 | •30 | | | | | |
| 8.2 | | | | •5 | | • |
| 8.3 | | | | •3 | | • |
| 9.1 | | | | | | |
| 10.1 | | | | | | |

DORMER

| | E053 | E500 | E504 | E800 | E501 | E600 | E610 | E000 | E001 | E049 | E045 | E046 | E509 | E510 | E606 |
|---|---|---|---|---|---|---|---|---|---|---|---|---|---|---|---|
| | M | M | M | M | M | M | M | M | M | M | M | M | M | M | M |
| |  | | | | | | | | | | | | | | |
| | HSCo | HSS | HSS | CS | HSS | HSCo | HSCo | HSS XS1 | HSS XS1 | HSS XS1 | HSS XS1 | HSS XS1 | HSS | HSS | HSCo |
| | TiAlN | | TiN | | | | TiN | Gold | ST | TiAlN | ST | Super a | ST | | |
| | ISO 529 | ISO 529 | ISO 529 | ISO | ISO 529 | ISO 2283 | ISO 2283 | ISO 529 | ISO 529 | ISO 529 | ISO 529 | ISO 529 | ISO 529 | ISO 529 | ISO 2283 |
| | | | | | | | | | | | | | | | |
| | | | | | | | | | | | | | | | |
| | 6HX | 6H | 6H | 6H | 6H | 6H | 6H | 6H | 6H | 6H | 6H | 6H | 6H | 6H | 6H |
| | 2xD | 1.5xD | 1.5xD | 1.5xD | 1.5xD | 1.5xD | 1.5xD | 2.5xD | 2.5xD | 2.5xD | 2.5xD | 2.5xD | 2.5xD | 1XD | 2.5xD |
| | C 2 - 3 | | | | | | C 2 - 3 | B 3.5 - 5 | B 3.5 - 5 | B 3.5 - 5 | B 3.5 - 5 | B 3.5 - 5 | B 3.5 - 5 | B 3.5 - 5 | B 3.5 - 5 |
| | | | | | | | | | | | | | | | |
| | | | | | | | | | | | | | | | |
| | M3 - M20 | M1 - M56 | M3 - M24 | M3 - M24 | M3 - M24 | M3 - M7 | M3 - M16 | M3 - M24 | M3 - M24 | M3 - M20 | M3 - M20 | M3 - M20 | M1.6 - M24 | M3 - M12 | M3 - M30 |
| | | | | | | | | | | | | | | | |
| | MTT-X | | | | | | | MTT-X | MTT-X | MTT-X | MTT-X | MTT-X | | | |
| | **399** | **400** | **403** | **404** | **406** | **407** | **408** | **409** | **410** | **411** | **412** | **412** | **413** | **414** | **415** |
| 1.1 | | •7 | •14 | • | •7 | •7 | •14 | ■25 | ■25 | ■40 | | | •20 | | •20 |
| 1.2 | | •6 | •12 | • | •6 | •6 | •12 | ■22 | ■22 | ■40 | | | •18 | | •18 |
| 1.3 | | •5 | •10 | • | •5 | •5 | •10 | ■18 | ■18 | ■32 | | | •14 | | •14 |
| 1.4 | | •4 | •8 | • | •4 | •4 | •8 | ■16 | ■16 | ■30 | | | •10 | | •10 |
| 1.5 | | •3 | •6 | • | •3 | •3 | •6 | ■10 | ■10 | ■17 | •10 | •17 | •5 | •7 | •5 |
| 1.6 | | | | | | | | •5 | •5 | •11 | •5 | •11 | •3 | •4 | •3 |
| 1.7 | | | | | | | | | | | | | | | |
| 1.8 | | | | | | | | | | | | | | | |
| 2.1 | | | | | | | | | •7 | | ■8 | ■14 | •6 | •7 | •6 |
| 2.2 | | | | | | | | | •6 | | ■7 | ■10 | •4 | •5 | •4 |
| 2.3 | | | | | | | | | •4 | | ■5 | ■6 | •3 | •7 | •3 |
| 2.4 | | | | | | | | | | | ■5 | ■6 | | | |
| 3.1 | ■22 | •12 | ■18 | • | •12 | •12 | ■18 | •15 | •15 | •22 | | | | •12 | |
| 3.2 | ■18 | •7 | ■12 | • | •7 | •7 | ■12 | •8 | •8 | •18 | | | | •7 | |
| 3.3 | ■25 | •10 | ■22 | • | •10 | •10 | ■22 | •15 | •15 | •25 | | | | •10 | |
| 3.4 | •18 | •5 | •12 | • | •5 | •5 | •12 | •8 | •8 | •18 | | | | | |
| 4.1 | | | | | | | | •10 | | | | ■15 | | | |
| 4.2 | | | | | | | | •5 | | •7 | | | | | |
| 4.3 | | | | | | | | | | | | | •3 | | •3 |
| 5.1 | | | | | | | | •12 | | | | •15 | •10 | | •10 |
| 5.2 | | | | | | | | •5 | | •8 | | •8 | •4 | | •4 |
| 5.3 | | | | | | | | | | | | | | | |
| 6.1 | | •4 | | • | •4 | •4 | | ■12 | | ■18 | | | •10 | | •10 |
| 6.2 | •30 | •10 | •20 | • | •10 | •10 | •20 | •30 | | •45 | | | | | |
| 6.3 | | •7 | •14 | • | •7 | •7 | •14 | ■20 | | ■35 | | | •15 | | •15 |
| 6.4 | •4 | •2 | •4 | • | •2 | •2 | •4 | | | | | | | | |
| 7.1 | | | | | | | | ■16 | | | | | •10 | | •10 |
| 7.2 | | •12 | •24 | • | •12 | •12 | •24 | ■35 | | | | | •25 | | •25 |
| 7.3 | | •7 | •14 | • | •7 | •7 | •14 | ■20 | | | | | •13 | | •13 |
| 7.4 | •20 | •5 | •10 | • | •5 | •5 | •10 | ■15 | | | | | •10 | | •10 |
| 8.1 | | | | | | | | •30 | | | | | •20 | | •20 |
| 8.2 | ■15 | •5 | •10 | • | •5 | •5 | •10 | | | | | | | | |
| 8.3 | | •3 | •6 | • | •3 | •3 | •6 | | | | | | | | |
| 9.1 | | | | | | | | | | | | | | | |
| 10.1 | | | | | | | | | | | | | | | |



| | E002 | E003 | E050 | E051 | E047 | E048 | E044 | E052 | E507 | E605 | E090 | E097 | E091 | E098 | E096 |
|---|---|---|---|---|---|---|---|---|---|---|---|---|---|---|---|
| | M | M | M | M | M | M | M | M | M | M | M | M | M | M | M |
| | HSS XS1 | HSS XS1 | HSS XS1 | HSS XS1 | HSS XS1 | HSS XS1 | HSCo | HSS XS1 | HSS | HSCo | HSS XS1 | HSS XS1 | HSS XS1 | HSS XS1 | HSS XS1 |
| | Gold | ST | TiAlN | TiAlN | ST | Super | Gold | Gold | ST | | Gold | CrN | TiN | TiN | TiN |
| | ISO 529 | ISO 529 | ISO 529 | ISO 529 | ISO 529 | ISO 529 | ISO 529 | ISO 529 | ISO 529 | ISO 2283 | ISO 529 | ISO 529 | ISO 529 | ISO 529 | ISO 529 |
| | 6H | 6H | 6H | 6H | 6H | 6H | 6H | 6H | 6H | 6H | 6HX | 6HX | 6HX | 6HX | 6HX |
| | 2.5xD | 2.5xD | 2.5xD | 2.5xD | 2.5xD | 2.5xD | 2xD | 2xD | 2xD | 2xD | 2.5xD | 2.5xD | 2.5xD | 2.5xD | 2.5xD |
| | C 2 - 3 | C 2 - 3 | C 2 - 3 | C 2 - 3 | C 2 - 3 | C 2 - 3 | C 2 - 3 | C 2 - 3 | C 2 - 3 | C 2 - 3 | C 2 - 3 | C 2 - 3 | C 2 - 3 | E 1.5 - 2 | C 2 - 3 |
| | 40° | 40° | 40° | 40° | 40° | 40° | 15° | 15° | 40° | 40° | | | | | |
| | | | | | | | | | | | | | | | |
| | M3 - M24 | M3 - M24 | M3 - M20 | M6 - M20 | M3 - M20 | M3 - M20 | M8 - M20 | M3 - M16 | M2 - M24 | M3 - M20 | M2 - M16 | M2 - M16 | M2 - M16 | M3 - M10 | M3 - M16 |
| | | | | | | | | | | | | | | | |
| | MTT-X | MTT-X | MTT-X | MTT-X | MTT-X | MTT-X | MTT-X | MTT-X | | | MTT-X | MTT-X | MTT-X | MTT-X | MTT-X |
| | 416 | 417 | 418 | 418 | 419 | 419 | 420 | 420 | 421 | 422 | 423 | 423 | 424 | 424 | 425 |
| 1.1 | ■25 | ■25 | ■40 | ■40 | | | ●25 | ●25 | | | ●30 | ■55 | ■55 | ■55 | ■55 |
| 1.2 | ■22 | ■22 | ■40 | ■40 | | | ●22 | ●22 | ●18 | ●18 | ●27 | ■50 | ■50 | ■50 | ■50 |
| 1.3 | ■18 | ■18 | ■32 | ■32 | | ●32 | ●18 | ●18 | ●14 | ●14 | ●23 | ■45 | ■45 | ■45 | ■45 |
| 1.4 | ■16 | ■16 | ■30 | ■30 | | ●27 | ■16 | ■16 | ●10 | ●10 | ●20 | ●40 | ■40 | ■40 | ■40 |
| 1.5 | ■10 | ■10 | ■17 | ■17 | ●10 | ●13 | ■10 | ■10 | ●5 | ●5 | | | ●20 | ●20 | ●20 |
| 1.6 | | | ●11 | ●11 | ●5 | ●11 | ■5 | | | | | | | | |
| 1.7 | | | | | | | | | | | | | | | |
| 1.8 | | | | | | | | | | | | | | | |
| 2.1 | | ●7 | | | ■8 | ■14 | | | ●6 | ●6 | | ●18 | ■18 | ■18 | ■18 |
| 2.2 | | ●6 | | | ■7 | ■10 | | | ●4 | ●4 | | ●15 | ■15 | ■15 | ■15 |
| 2.3 | | ●4 | | | ■5 | ■6 | | | ●3 | ●3 | | | ●10 | ●10 | ●10 |
| 2.4 | | | | | ■5 | ■6 | | | | | | | | | |
| 3.1 | | | | | | | | | | | | | | | |
| 3.2 | | | | | | | | | | | | | | | |
| 3.3 | | | | | | | | | | | | | | | |
| 3.4 | | | | | | | | | | | | | | | |
| 4.1 | ●10 | | | | | | | | | | | ■35 | ■35 | ■35 | ■35 |
| 4.2 | ●5 | | ●7 | ●7 | | | ●5 | | | | | | | | |
| 4.3 | | | | | | | | | | | | | | | |
| 5.1 | ●12 | | | | | | | | | | | ■20 | ■20 | ■20 | ■20 |
| 5.2 | ●5 | | ●8 | | | | ●5 | | ●4 | ●4 | | ●8 | ●8 | ●8 | ●8 |
| 5.3 | | | | | | | | | | | | | | | |
| 6.1 | | | ■18 | ■18 | | | | ●12 | | | | ●25 | ●25 | ●25 | ●25 |
| 6.2 | | | ●45 | ●45 | | | | ■30 | | | | | | | |
| 6.3 | | | ■35 | ■35 | | | | ■20 | | | | ●40 | ●40 | ●40 | ●40 |
| 6.4 | | | | | | | | | | | | | | | |
| 7.1 | ■16 | | | | | | | ●16 | ●10 | ●10 | ●22 | ■40 | ●40 | ●40 | ●40 |
| 7.2 | ■35 | | | | | | | ■35 | ●25 | ●25 | ●38 | ■55 | ●55 | ●55 | ●55 |
| 7.3 | ■20 | | | | | | | ■20 | ●13 | ●13 | ●22 | ■40 | ■40 | ■40 | ■40 |
| 7.4 | ■15 | | | | | | | ■15 | ●10 | ●10 | | ●25 | ●25 | ●25 | ●25 |
| 8.1 | | | | | | | | | | | | | | | |
| 8.2 | | | | | | | | | | | | | | | |
| 8.3 | | | | | | | | | | | | | | | |
| 9.1 | | | | | | | | | | | | | | | |
| 10.1 | | | | | | | | | | | | | | | |

DORMER

| | E099 | E080 | E620 | E621 | E054 | E513 | E010 | E011 | E012 | E013 | E564 | E059 | E515 | E517 | E020 |
|---|---|---|---|---|---|---|---|---|---|---|---|---|---|---|---|
| | M | M | EGM | EGM | MF | MF | MF | MF | MF | MF | MF | UNC | UNC | UNC | UNC |
| | | | | | | | | | | | | | | | |
| | HSS XS1 | HSS XS1 | HSS | HSS | HSCo | HSS | HSS XS1 | HSS XS1 | HSS XS1 | HSS XS1 | HSCo | HSCo | HSS | HSS | HSS XS1 |
| | TiN | Dialube | | | TiAlN | | Gold | ST | Gold | ST | TiN | TiAlN | | TiN | Gold |
| | ISO 529 | ISO 529 | ISO | ISO | ISO 529 | ISO 529 | ISO 529 | ISO 529 | ISO 529 | ISO 529 | ISO 529 | ISO 529 | ISO 529 | ISO 529 | ISO 529 |
| | | | | | | | | | | | | | | | |
| | | | | | | | | | | | | | | | |
| | 6HX | 6HX | 6H | 6H | 6HX | 6H | 6H | 6H | 6H | 6H | 6HX | 2B | 2B | 2B | 2B |
| | 3xD | 2.5xD | 1.5xD | 2xD | 2xD | 1.5xD | 2.5xD | 2.5xD | 2.5xD | 2.5xD | 2.5xD | 2xD | 1.5xD | 1.5xD | 2.5xD |
| | C 2 - 3 | C 2 - 3 | C 2 - 3 | C 2 - 3 | C 2 - 3 | | B 3.5 - 5 | B 3.5 - 5 | C 2 - 3 | C 2 - 3 | C 2 - 3 | C 2 - 3 | | | B 3.5 - 5 |
| | | | | 40° | | | | | 40° | 40° | | | | | |
| | | | | | | | | | | | | | | | |
| | M4 - M16 | M2 - M8 | M3 - M16 | M3 - M16 | M8 - M16 | M3 - M52 | M4 - M24 | M4 - M24 | M4 - M22 | M4 - M22 | M4 - M16 | 1/4 - 3/4 | No.1 - 2" | No.5 - 1" | No.2 - 1" |
| | | | | | | | | | | | | | | | |
| | MTT-X | MTT-X | | | MTT-X | | MTT-X | MTT-X | MTT-X | MTT-X | | MTT-X | | | MTT-X |
| | 425 | 426 | 427 | 427 | 428 | 429 | 432 | 433 | 434 | 435 | 436 | 437 | 438 | 440 | 441 |
| 1.1 | ■55 | | ●7 | | | ●7 | ■25 | ■25 | ■25 | ■25 | ■55 | | ●7 | ●14 | ■25 |
| 1.2 | ■50 | | ●6 | ●18 | | ●6 | ■22 | ■22 | ■22 | ■22 | ■50 | | ●6 | ●12 | ■22 |
| 1.3 | ■45 | | ●5 | ●14 | | ●5 | ■18 | ■18 | ■18 | ■18 | ■45 | | ●5 | ●10 | ■18 |
| 1.4 | ■40 | | ●4 | ●10 | | ●4 | ■16 | ■16 | ■16 | ■16 | ■40 | | ●4 | ●8 | ■16 |
| 1.5 | ●20 | | ●3 | ●5 | | ●3 | ■10 | ■10 | ■10 | ■10 | ●20 | | ●3 | ●6 | ■10 |
| 1.6 | | | | | | | ●5 | ●5 | | | | | | | ●5 |
| 1.7 | | | | | | | | | | | | | | | |
| 1.8 | | | | | | | | | | | | | | | |
| 2.1 | ■18 | | | ●6 | | | | ●7 | | ●7 | ■18 | | | | |
| 2.2 | ■15 | | | ●4 | | | | ●6 | | ●6 | ■15 | | | | |
| 2.3 | ●10 | | | ●3 | | | | ●4 | | ●4 | ●10 | | | | |
| 2.4 | | | | | | | | | | | | | | | |
| 3.1 | | | ●12 | | ■22 | ●12 | ●15 | ●15 | | | | ■22 | ●12 | ■18 | ●15 |
| 3.2 | | | ●7 | | ■18 | ●7 | ●8 | ●8 | | | | ■18 | ●7 | ■12 | ●8 |
| 3.3 | | | ●10 | | ■25 | ●10 | ●15 | ●15 | | | | ■25 | ●10 | ■22 | ●15 |
| 3.4 | | | ●5 | | ●18 | ●5 | ●8 | ●8 | | | | ●18 | ●5 | ●12 | ●8 |
| 4.1 | ■35 | | | | | | ●10 | | ●10 | | ■35 | | | | ●10 |
| 4.2 | | | | | | | ●5 | | ●5 | | | | | | ●5 |
| 4.3 | | | | | | | | | | | | | | | |
| 5.1 | ■20 | | | | | | ●12 | | ●12 | | ■20 | | | | ●12 |
| 5.2 | ●8 | | | ●4 | | | ●5 | | ●5 | | ●8 | | | | ●5 |
| 5.3 | | | | | | | | | | | | | | | |
| 6.1 | ●25 | ■25 | ●4 | | | ●4 | ■12 | | | | ●25 | | ●4 | | ■12 |
| 6.2 | | | ●10 | | ●30 | ●10 | ●30 | | | | | ●30 | ●10 | ●20 | ●30 |
| 6.3 | ●40 | ■40 | ●7 | | | ●7 | ■20 | | | | ●40 | | ●7 | ●14 | ■20 |
| 6.4 | | | ●2 | | ●4 | ●2 | | | | | | ●4 | ●2 | ●4 | |
| 7.1 | ●40 | ■40 | | ●10 | | | ■16 | | ■16 | | ●40 | | | | ■16 |
| 7.2 | ●55 | ■55 | ●12 | ●25 | | ●12 | ■35 | | ■35 | | ●55 | | ●12 | ●24 | ■35 |
| 7.3 | ■40 | ■40 | ●7 | ●13 | | ●7 | ■20 | | ■20 | | ■40 | | ●7 | ●14 | ■20 |
| 7.4 | ●25 | | ●5 | ●10 | ●20 | ●5 | ■15 | | ■15 | | ●25 | ●20 | ●5 | ●10 | ■15 |
| 8.1 | | | | | | | ●30 | | ●30 | | | | | | ●30 |
| 8.2 | | | ●5 | | ■15 | ●5 | | | | | | ■15 | ●5 | ●10 | |
| 8.3 | | | ●3 | | | ●3 | | | | | | | ●3 | ●6 | |
| 9.1 | | | | | | | | | | | | | | | |
| 10.1 | | | | | | | | | | | | | | | |

| | E021 | E057 | E055 | E022 | E023 | E058 | E056 | E523 | E596 | E524 | E526 | E030 | E031 | E060 | E032 |
|---|---|---|---|---|---|---|---|---|---|---|---|---|---|---|---|
| | UNC | UNC | UNC | UNC | UNC | UNC | UNC | UNC | UNC | UNF | UNF | UNF | UNF | UNF | UNF |
| | | | | | | | | | | | | | | | |
| | HSS XS1 | HSS XS1 | HSS XS1 | HSS XS1 | HSS XS1 | HSS XS1 | HSS XS1 | HSS | HSS | HSS | HSS | HSS XS1 | HSS XS1 | HSS XS1 | HSS XS1 |
| | ST | TiAlN | ST | Gold | ST | TiAlN | ST | | CrN | | TiN | Gold | ST | ST | Gold |
| | ISO 529 | ISO 529 | ISO 529 | ISO 529 | ISO 529 | ISO 529 | ISO 529 | ISO 529 | ISO 529 | ISO 529 | ISO 529 | ISO 529 | ISO 529 | ISO 529 | ISO 529 |
| | 2B | 2B | 2B | 2B | 2B | 2B | 2B | 2BX | 2BX | 2B | 2B | 2B | 2B | 2B | 2B |
| | 2.5xD | 2.5xD | 2.5xD | 2.5xD | 2.5xD | 2.5xD | 2xD | 2.5xD | 2.5xD | 1.5xD | 1.5xD | 2.5xD | 2.5xD | 2.5xD | 2.5xD |
| | B 3.5 - 5 | B 3.5 - 5 | B 3.5 - 5 | C 2 - 3 | C 2 - 3 | C 2 - 3 | C 2 - 3 | C 2 - 3 | C 2 - 3 | | | B 3.5 - 5 | B 3.5 - 5 | B 3.5 - 5 | C 2 - 3 |
| | No.2 - 1" | No.6 - 3/4 | No.4 - 3/4 | No.2 - 1" | No.2 - 1" | No.6 - 3/4 | No.4 - 3/4 | No.4 - 3/8 | No.4 - 3/8 | No.0 - 1.1/2 | No.8 - 3/4 | No.8 - 1" | No.8 - 1" | No.10 - 3/8 | No.8 - 1" |
| | MTT-X | MTT-X | MTT-X | MTT-X | MTT-X | MTT-X | MTT-X | | | | | MTT-X | MTT-X | MTT-X | MTT-X |
| | 442 | 443 | 443 | 444 | 445 | 446 | 446 | 447 | 447 | 448 | 450 | 451 | 451 | 452 | 453 |
| 1.1 | ■25 | ■40 | | ■25 | ■25 | ■40 | | ●30 | ■55 | ●7 | ●14 | ■25 | ■25 | | ■25 |
| 1.2 | ■22 | ■40 | | ■22 | ■22 | ■40 | | ●27 | ■50 | ●6 | ●12 | ■22 | ■22 | | ■22 |
| 1.3 | ■18 | ■32 | | ■18 | ■18 | ■32 | | ●23 | ■45 | ●5 | ●10 | ■18 | ■18 | | ■18 |
| 1.4 | ■16 | ■30 | | ■16 | ■16 | ■30 | | ●20 | ●40 | ●4 | ●8 | ■16 | ■16 | | ■16 |
| 1.5 | ■10 | ■17 | ●10 | ■10 | ■10 | ■17 | ●10 | | | ●3 | ●6 | ■10 | ■10 | ●10 | ■10 |
| 1.6 | ●5 | ●11 | ●5 | | | ●11 | ●5 | | | | | ●5 | ●5 | ●5 | ●5 |
| 1.7 | | | | | | | | | | | | | | | |
| 1.8 | | | | | | | | | | | | | | | |
| 2.1 | ●7 | | ■8 | | ●7 | | ■8 | | ●18 | | | | ●7 | ■8 | |
| 2.2 | ●6 | | ■7 | | ●6 | | ■7 | | ●15 | | | | ●6 | ■7 | |
| 2.3 | ●4 | | ■5 | | ●4 | | ■5 | | | | | | ●4 | ■5 | |
| 2.4 | | | ■5 | | | | ■5 | | | | | | | ■5 | |
| 3.1 | ●15 | | | | | | | | | ●12 | ■18 | ●15 | ●15 | | |
| 3.2 | ●8 | | | | | | | | | ●7 | ■12 | ●8 | ●8 | | |
| 3.3 | ●15 | | | | | | | | | ●10 | ■22 | ●15 | ●15 | | |
| 3.4 | ●8 | | | | | | | | | ●5 | ●12 | ●8 | ●8 | | |
| 4.1 | | | | ●10 | | | | | ■35 | | | ●10 | | | ●10 |
| 4.2 | | ●7 | | ●5 | | ●7 | | | | | | ●5 | | | ●5 |
| 4.3 | | | | | | | | | | | | | | | |
| 5.1 | | | | ●12 | | | | | ■20 | | | ●12 | | | ●12 |
| 5.2 | | ●8 | | ●5 | | ●8 | | | ●8 | | | ●5 | | | ●5 |
| 5.3 | | | | | | | | | | | | | | | |
| 6.1 | | ■18 | | ■12 | | ■18 | | | ●25 | ●4 | | ■12 | | | |
| 6.2 | | ●45 | | ●30 | | ●45 | | | | ●10 | ●20 | ●30 | | | |
| 6.3 | | ■35 | | ■20 | | ■35 | | | ●40 | ●7 | ●14 | ■20 | | | |
| 6.4 | | | | | | | | | | ●2 | ●4 | | | | |
| 7.1 | | | | ■16 | | | | ●22 | ■40 | | | ■16 | | | ■16 |
| 7.2 | | | | ■35 | | | | ●38 | ■55 | ●12 | ●24 | ■35 | | | ■35 |
| 7.3 | | | | ■20 | | | | ●22 | ■40 | ●7 | ●14 | ■20 | | | ■20 |
| 7.4 | | | | ■15 | | | | | ●25 | ●5 | ●10 | ■15 | | | ■15 |
| 8.1 | | | | ●30 | | | | | | | | ●30 | | | ●30 |
| 8.2 | | | | | | | | | | ●5 | ●10 | | | | |
| 8.3 | | | | | | | | | | ●3 | ●6 | | | | |
| 9.1 | | | | | | | | | | | | | | | |
| 10.1 | | | | | | | | | | | | | | | |

DORMER

| | E033 | E095 | E530 | E597 | E570 | E531 | E534 | E533 | E536 | E539 | E538 | E542 | E545 | E544 |
|---|---|---|---|---|---|---|---|---|---|---|---|---|---|---|
| | UNF | UNF | UNF | UNF | UN | BSW | BSW | BSW | BSF | BSF | BSF | BA | BA | BA |
| |  | | | | | | | | | | | | | |
| | HSS XS1 | HSS XS1 | HSS | HSS | HSS | HSS | HSS | HSS | HSS | HSS | HSS | HSS | HSS | HSS |
| | ST | ST | | CrN | | | ST | ST | | ST | ST | | ST | ST |
| | ISO 529 | ISO 529 | ISO 529 | ISO 529 | ISO 529 | ISO 529 | ISO 529 | ISO 529 | ISO 529 | ISO 529 | ISO 529 | ISO 529 | ISO 529 | ISO 529 |
| | 2B | 2B | 2BX | 2BX | 2B | MEDIUM | MEDIUM | MEDIUM | MEDIUM | MEDIUM | MEDIUM | NORMAL | NORMAL | NORMAL |
| | 2.5xD | 2xD | 2.5xD | 2.5xD | 1.5xD | 1.5xD | 2.5xD | 2xD | 1.5xD | 2.5xD | 2xD | 1.5xD | 2.5xD | 2xD |
| | C 2 - 3 | C 2 - 3 | C 2 - 3 | C 2 - 3 | C 2 - 3 | | B 3.5 - 5 | C 2 - 3 | | B 3.5 - 5 | C 2 - 3 | | B 3.5 - 5 | C 2 - 3 |
| | No.8 - 1" | No.10 - 1/2 | No.10 - No.8 | No.8 - 7/16 | 1/4 - 13/16 | 1/16 - 3/32 | 1/8 - 9/16 | 1/8 - 3/4 | 3/16 - 2" | 3/16 - 1" | 3/16 - 3/4 | No.12 - BA9 | No.12 - No.2 | No.10 - No.2 |
| | MTT-X | MTT-X | | | | | | | | | | | | |
| | 454 | 455 | 456 | 457 | 458 | 459 | 460 | 461 | 462 | 463 | 463 | 464 | 465 | 465 |
| 1.1 | ■25 | | ●30 | ■55 | ●7 | ●7 | ■20 | | ●22 | ■20 | | ●7 | ■20 | |
| 1.2 | ■22 | | ●27 | ■50 | ●6 | ●6 | ■18 | ■18 | ●20 | ■18 | ■18 | ●6 | ■18 | ■18 |
| 1.3 | ■18 | | ●23 | ■45 | ●5 | ●5 | ■14 | ■14 | ●16 | ■14 | ■14 | ●5 | ■14 | ■14 |
| 1.4 | ■16 | | ●20 | ●40 | ●4 | ●4 | ■10 | ■10 | ●12 | ■10 | ■10 | ●4 | ■10 | ■10 |
| 1.5 | ■10 | ●10 | | | ●3 | ●3 | ●5 | ●5 | ●7 | ●5 | ●5 | ●3 | ●5 | ●5 |
| 1.6 | ●5 | ●5 | | | | | ●3 | | ●4 | ●3 | | | ●3 | |
| 1.7 | | | | | | | | | | | | | | |
| 1.8 | | | | | | | | | | | | | | |
| 2.1 | ●7 | ■8 | | ●18 | | | ■6 | ■6 | ●7 | ■6 | ■6 | | ●6 | ■6 |
| 2.2 | ●6 | ■7 | | ●15 | | | ■4 | ■4 | ●5 | ■4 | ■4 | | ●4 | ■4 |
| 2.3 | ●4 | ■5 | | | | | ■3 | ■3 | ●7 | ■3 | ■3 | | ●3 | ■3 |
| 2.4 | | ■5 | | | | | | | | | | | | |
| 3.1 | | | | | ●12 | ●12 | | | ●12 | | | ●12 | | |
| 3.2 | | | | | ●7 | ●7 | | | ●7 | | | ●7 | | |
| 3.3 | | | | | ●10 | ●10 | | | ●10 | | | ●10 | | |
| 3.4 | | | | | ●5 | ●5 | | | ●5 | | | ●5 | | |
| 4.1 | | | | ■35 | | | | | | | | | | |
| 4.2 | | | | | | | | | | | | | | |
| 4.3 | | | | | | | ●3 | | | ●3 | | | ●3 | |
| 5.1 | | | | ■20 | | | ●10 | | | ●10 | | | ●10 | |
| 5.2 | | | | ●8 | | | ●4 | ●4 | | ●4 | ●4 | | ●4 | ●4 |
| 5.3 | | | | | | | | | | | | | | |
| 6.1 | | | | ●25 | ●4 | ●4 | ●10 | | ■12 | ●10 | | ●4 | ●10 | |
| 6.2 | | | | | ●10 | ●10 | | | ●30 | | | ●10 | | |
| 6.3 | | | | ●40 | ●7 | ●7 | ●15 | | ●20 | ●15 | | ●7 | ●15 | |
| 6.4 | | | | | ●2 | ●2 | | | ●4 | | | ●2 | | |
| 7.1 | | | ●22 | ■40 | | | ●10 | ●10 | | ●10 | ●10 | | ●10 | ●10 |
| 7.2 | | | ●38 | ■55 | ●12 | ●12 | ●25 | ●25 | ●35 | ●25 | ●25 | ●12 | ●25 | ●25 |
| 7.3 | | | ●22 | ■40 | ●7 | ●7 | ●13 | ●13 | ●20 | ●13 | ●13 | ●7 | ●13 | ●13 |
| 7.4 | | | | ●25 | ●5 | ●5 | ●10 | ●10 | ●15 | ●10 | ●10 | ●5 | ●10 | ●10 |
| 8.1 | | | | | | | ●20 | | | ●20 | | | ●20 | |
| 8.2 | | | | | ●5 | ●5 | | | ●12 | | | ●5 | | |
| 8.3 | | | | | ●3 | ●3 | | | ●7 | | | ●3 | | |
| 9.1 | | | | | | | | | | | | | | |
| 10.1 | | | | | | | | | | | | | | |

| | E416 | E282 | E119 | E284 | E040 | E041 | E362 | E283 | E042 | E043 | E547 | E562 | E550 |
|---|---|---|---|---|---|---|---|---|---|---|---|---|---|
| | G | G | G | G | G | G | G | G | G | G | G | G | Rc |
| | | | | | | | | | | | | | |
| | HSCo | HSCo | HSS | HSCo | HSS XS1 | HSS XS1 | HSCo | HSCo | HSS XS1 | HSS XS1 | HSS | HSS | HSS |
| | N | | | | Gold | ST | ST | | Gold | ST | | TIN | |
| | DIN 5156 | DIN 5156 | DIN 5157 | DIN 5156 | ISO | ISO | DIN 5156 | DIN 5156 | ISO | ISO | ISO 2284 | ISO 2284 | ISO 2284 |
| | | | | | | | | | | | | | |
| | | | | | | | | | | | | | |
| | ISO 5969 | ISO 5969 | ISO 5969 | ISO 5969 | NORMAL | NORMAL | ISO 5969 | ISO 5969 | NORMAL | NORMAL | NORMAL | NORMAL | NORMAL |
| | 2xD | 1.5xD | 1.5xD | 2.5xD | 2.5xD | 2.5xD | 2xD | 1.5xD | 2.5xD | 2.5xD | 1.5xD | 1.5xD | 1.5xD |
| | C 2 - 3 | C 2 - 3 | C 2 - 3 | B 3.5 - 5 | B 3.5 - 5 | B 3.5 - 5 | C 2 - 3 | C 2 - 3 | C 2 - 3 | C 2 - 3 | | | C 2 - 3 |
| | | | | | | | 40° | 19° | 40° | 40° | | | |
| | | | | | | | | | | | | | |
| | 1/8 - 1" | 1/8 - 1.1/2 | 1/8 - 3" | 1/8 - 1" | 1/8 - 3/4 | 1/8 - 3/4 | 1/8 - 1" | 1/8 - 1.1/2 | 1/8 - 3/4 | 1/8 - 3/4 | 1/8 - 3" | 1/8 - 1" | 1/8 - 2" |
| | | | | | | | | | | | | | |
| | | | | | MTT-X | MTT-X | | | MTT-X | MTT-X | | | |
| | 466 | 466 | 467 | 468 | 469 | 469 | 470 | 471 | 472 | 472 | 473 | 474 | 475 |
| 1.1 | | •12 | • | •22 | ■25 | ■25 | | | ■25 | ■25 | •7 | •14 | •22 |
| 1.2 | | •10 | • | ■20 | ■22 | ■22 | | •20 | ■22 | ■22 | •6 | •12 | •20 |
| 1.3 | | •8 | • | ■16 | ■18 | ■18 | | ■16 | ■18 | ■18 | •5 | •10 | •16 |
| 1.4 | | •6 | • | ■12 | ■16 | ■16 | | ■12 | ■16 | ■16 | •4 | •8 | •12 |
| 1.5 | | •5 | • | •7 | ■10 | ■10 | •10 | •7 | ■10 | ■10 | •3 | •6 | •7 |
| 1.6 | | | | | •5 | •5 | •5 | | | •5 | | | •4 |
| 1.7 | | | | | | | | | | | | | |
| 1.8 | | | | | | | | | | | | | |
| 2.1 | | | | | | •7 | ■8 | | | •7 | | | •7 |
| 2.2 | | | | | | •6 | ■7 | | | •6 | | | •5 |
| 2.3 | | | | | | •4 | ■5 | | | •4 | | | •7 |
| 2.4 | | | | | | | | | | | | | |
| 3.1 | ■15 | •14 | • | •12 | •15 | •15 | | | | | •12 | ■18 | ■12 |
| 3.2 | ■8 | •8 | • | •7 | •8 | •8 | | | | | •7 | ■12 | ■7 |
| 3.3 | ■15 | •12 | • | •10 | •15 | •15 | | | | | •10 | ■22 | ■10 |
| 3.4 | •8 | | • | •5 | •8 | •8 | | | | | •5 | •12 | ■5 |
| 4.1 | | | | •15 | •10 | | | | •10 | | | | |
| 4.2 | | | | | •5 | | | | •5 | | | | |
| 4.3 | | | | •4 | | | | | | | | | |
| 5.1 | | | | •12 | •12 | | | | •12 | | | | |
| 5.2 | | | | •5 | •5 | | | | •5 | | | | |
| 5.3 | | | | | | | | | | | | | |
| 6.1 | | | • | •12 | ■12 | | | | | | •4 | | ■12 |
| 6.2 | •20 | •16 | • | •30 | •30 | | | | | | •10 | •20 | •30 |
| 6.3 | | •12 | • | •20 | ■20 | | | | | | •7 | •14 | •20 |
| 6.4 | •5 | | • | | | | | | | | •2 | •4 | •4 |
| 7.1 | | | | •16 | ■16 | | | | ■16 | | | | |
| 7.2 | | •20 | • | •35 | ■35 | | | •30 | ■35 | | •12 | •24 | •35 |
| 7.3 | | •12 | • | •20 | ■20 | | | •15 | ■20 | | •7 | •14 | •20 |
| 7.4 | •15 | | • | •15 | ■15 | | | | ■15 | | •5 | •10 | •15 |
| 8.1 | | | | •25 | •30 | | | | •30 | | | | |
| 8.2 | ■10 | •8 | • | | | | | | | | •5 | •10 | •12 |
| 8.3 | | | • | | | | | | | | •3 | •6 | •7 |
| 9.1 | | | | | | | | | | | | | |
| 10.1 | | | | | | | | | | | | | |

DORMER

| | E735 | E736 | E714 | E710 | E721 | E711 | E712 | E709 | E720 | E708 | E243 |
|---|---|---|---|---|---|---|---|---|---|---|---|
| | NPT | NPT | NPT | NPT | NPT | NPT | NPTF | NPSF | NPSF | NPSM | PG |
| | 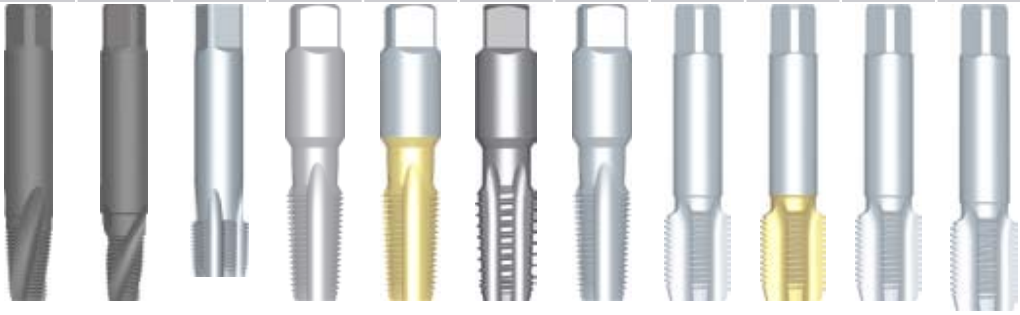 | | | | | | | | | | |
| | HSCo | HSCo | HSCo | HSS | HSS | HSS | HSS | HSS | HSS | HSS | HSS |
| | ST | ST | | | TIN | | | | TIN | | |
| | DIN ANSI | DIN ANSI | D ANSI | ~ANSI B94.9 | ~ANSI B94.9 | ~ANSI B94.9 | ~ANSI B94.9 | ~ANSI B94.9 | ~ANSI B94.9 | ~ANSI B94.9 | DIN 40432 |
| | | | ANSI B1.20.1 | NORMAL | NORMAL | NORMAL | NORMAL | NORMAL | NORMAL | NORMAL | NORMAL |
| | 1.5xD | 1.5xD | 1.5xD | 1.5xD | 1.5xD | 1.5xD | 1.5xD | 1.5xD | 1.5xD | 1.5xD | 1.5xD |
| | C 2 - 3 | C 2 - 3 | C 2 - 3 | C 2 - 3 | C 2 - 3 | C 2 - 3 | C 2 - 3 | | C 2 - 3 | | |
| | 1/16 - 1" | 1/16 - 1" | 1/8 - 1" | 1/16 - 3" | 1/8 - 1" | 1/8 - 1.1/2 | 1/16 - 1.1/4 | 1/8 - 3/4 | 1/8 - 3/4 | 1/8 - 1" | Pg7 - Pg36 |
| | NEW 2008.09 | NEW 2008.09 | | | | | | | | | |
| | **476** | **476** | **477** | **478** | **478** | **479** | **480** | **481** | **481** | **482** | **483** |
| 1.1 | | •6 | •4 | •4 | •4 | •4 | •4 | •4 | •4 | •4 | •12 |
| 1.2 | | ■6 | •4 | •4 | •4 | •4 | •4 | •4 | •4 | •4 | •10 |
| 1.3 | | •7 | ■6 | •6 | ■6 | ■6 | ■6 | ■6 | ■6 | ■6 | •8 |
| 1.4 | ■6 | ■6 | ■5 | •5 | ■5 | ■5 | ■5 | ■5 | ■5 | ■5 | •6 |
| 1.5 | ■4 | | •3 | •3 | •3 | •3 | •3 | •3 | •3 | •3 | •5 |
| 1.6 | ■3 | | | | | | | | | | |
| 1.7 | | | | | | | | | | | |
| 1.8 | | | | | | | | | | | |
| 2.1 | | ■4 | | | | | | | | | |
| 2.2 | | ■3 | | | | | | | | | |
| 2.3 | | ■3 | | | | | | | | | |
| 2.4 | ■3 | | | | | | | | | | |
| 3.1 | ■9 | | •6 | •6 | ■6 | •6 | •6 | •6 | ■6 | •6 | •14 |
| 3.2 | ■4 | | •4 | •4 | ■4 | •4 | •4 | •4 | ■4 | •4 | •8 |
| 3.3 | | •7 | •6 | •6 | ■6 | •6 | •6 | •6 | ■6 | •6 | •12 |
| 3.4 | | •4 | •4 | •4 | ■4 | •4 | •4 | •4 | ■4 | •4 | |
| 4.1 | | ■6 | | | | | | | | | |
| 4.2 | ■3 | | | | | | | | | | |
| 4.3 | ■3 | | | | | | | | | | |
| 5.1 | | ■6 | | | | | | | | | |
| 5.2 | ■3 | | | | | | | | | | |
| 5.3 | ■3 | | | | | | | | | | |
| 6.1 | | ■9 | | | | | | | | | |
| 6.2 | ■15 | | •11 | •11 | •11 | •11 | •11 | •11 | •11 | •11 | •16 |
| 6.3 | •11 | | | | | | | | | | •12 |
| 6.4 | ■4 | | | | | | | | | | |
| 7.1 | | •11 | | | | | | | | | |
| 7.2 | | •14 | | | | | | | | | •20 |
| 7.3 | •16 | •16 | •11 | •11 | •11 | •11 | •11 | •11 | •11 | •11 | •12 |
| 7.4 | •12 | | •7 | •7 | •7 | •7 | •7 | •7 | •7 | •7 | |
| 8.1 | | | •4 | •4 | •4 | •4 | •4 | •4 | •4 | •4 | |
| 8.2 | | | | | | | | | | | •8 |
| 8.3 | | | | | | | | | | | |
| 9.1 | | | | | | | | | | | |
| 10.1 | | | | | | | | | | | |

# NO1 ↔ NO9

**NO1 =** 6-8 x P

**NO2 =** 4-6 x P 

**NO3 =** 2-3 x P 

**NO4 =** 3-5 x P

**NO5 =** 2-3 x P

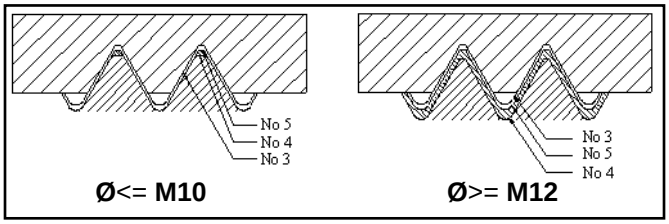


**NO6 = NO1 + NO2 + NO3**

**NO7 = NO2 + NO3**

**NO8 = NO4 + NO5 + NO3**

**NO9 = NO5 + NO3**

# E201 / E252

- Machine Tap, White Shark
- Tarauds machine, Shark bague blanche
- Maschinen-Gewindebohrer, Weissring, Shark
- Machos de máquina Shark (Anillo Blanco)
- Machinetappen, Shark Witring
- Macho de Máq., Branco Shark




L300
391

## E201

M | HSCo XP | N | DIN 371 | 6HX | 2xD | C 2 - 3

■ 3.1 3.2 3.3 8.2
● 3.4 6.2 6.4 7.4

| M | P mm | $l_1$ mm | $l_2$ mm | $d_2$ Ø mm | a mm | $l_3$ mm | z | ↔ | $l_4$ mm | e-Code |
|---|---|---|---|---|---|---|---|---|---|---|
| 3 | 0.50 | 56 | 9 | 3.5 | 2.7 | 6 | 3 | 2.5 | 18 | E201M3 |
| 4 | 0.70 | 63 | 12 | 4.5 | 3.4 | 6 | 4 | 3.3 | 21 | E201M4 |
| 5 | 0.80 | 70 | 13 | 6.0 | 4.9 | 8 | 4 | 4.2 | 25 | E201M5 |
| 6 | 1.00 | 80 | 15 | 6.0 | 4.9 | 8 | 4 | 5 | 30 | E201M6 |
| 8 | 1.25 | 90 | 18 | 8.0 | 6.2 | 9 | 4 | 6.8 | 35 | E201M8 |
| 10 | 1.50 | 100 | 20 | 10.0 | 8.0 | 11 | 4 | 8.5 | 39 | E201M10 |




## E252

M | HSCo XP | N | DIN 376 | 6HX | 2xD | C 2 - 3

■ 3.1 3.2 3.3 8.2
● 3.4 6.2 6.4 7.4

| M | P mm | $l_1$ mm | $l_2$ mm | $d_2$ Ø mm | a mm | $l_3$ mm | z | ↔ | e-Code |
|---|---|---|---|---|---|---|---|---|---|
| 8 | 1.25 | 90 | 18 | 6 | 4.9 | 8 | 4 | 6.8 | E252M8 |
| 10 | 1.50 | 100 | 20 | 7 | 5.5 | 8 | 4 | 8.5 | E252M10 |
| 12 | 1.75 | 110 | 23 | 9 | 7.0 | 10 | 4 | 10.3 | E252M12 |
| 14 | 2.00 | 110 | 25 | 11 | 9.0 | 12 | 4 | 12 | E252M14 |
| 16 | 2.00 | 110 | 25 | 12 | 9.0 | 12 | 4 | 14 | E252M16 |
| 18 | 2.50 | 125 | 30 | 14 | 11.0 | 14 | 4 | 15.5 | E252M18 |
| 20 | 2.50 | 140 | 30 | 16 | 12.0 | 15 | 4 | 17.5 | E252M20 |
| 22 | 2.50 | 140 | 34 | 18 | 14.5 | 17 | 4 | 19.5 | E252M22 |
| 24 | 3.00 | 160 | 38 | 18 | 14.5 | 17 | 4 | 21 | E252M24 |

# E446 / E447

- Machine Tap, White Shark
- Tarauds machine, Shark bague blanche
- Maschinen-Gewindebohrer, Weissring, Shark
- Machos de máquina Shark (Anillo Blanco)
- Machinetappen, Shark Witring
- Macho de Máq., Branco Shark




## E446

M | HSCo XP | TiAlN | DIN 371 | 6HX | 2xD | C 2 - 3

■ 3.1 3.2 3.3 8.2
● 3.4 6.2 6.4 7.4

| M | P mm | $l_1$ mm | $l_2$ mm | $d_2$ Ø mm | a mm | $l_3$ mm | z | ↔ | $l_4$ mm | e-Code |
|---|---|---|---|---|---|---|---|---|---|---|
| 3 | 0.50 | 56 | 9 | 3.5 | 2.7 | 6 | 3 | 2.5 | 18 | E446M3 |
| 4 | 0.70 | 63 | 12 | 4.5 | 3.4 | 6 | 4 | 3.3 | 21 | E446M4 |
| 5 | 0.80 | 70 | 13 | 6.0 | 4.9 | 8 | 4 | 4.2 | 25 | E446M5 |
| 6 | 1.00 | 80 | 15 | 6.0 | 4.9 | 8 | 4 | 5 | 30 | E446M6 |
| 8 | 1.25 | 90 | 18 | 8.0 | 6.2 | 9 | 4 | 6.8 | 35 | E446M8 |
| 10 | 1.50 | 100 | 20 | 10.0 | 8.0 | 11 | 4 | 8.5 | 39 | E446M10 |

## E447

M | HSCo XP | TiAlN | DIN 376 | 6HX | 2xD | C 2 - 3

■ 3.1 3.2 3.3 8.2
● 3.4 6.2 6.4 7.4

| M | P mm | $l_1$ mm | $l_2$ mm | $d_2$ Ø mm | a mm | $l_3$ mm | z | ↔ | e-Code |
|---|---|---|---|---|---|---|---|---|---|
| 8 | 1.25 | 90 | 18 | 6 | 4.9 | 8 | 4 | 6.8 | E447M8 |
| 10 | 1.50 | 100 | 20 | 7 | 5.5 | 8 | 4 | 8.5 | E447M10 |
| 12 | 1.75 | 110 | 23 | 9 | 7.0 | 10 | 4 | 10.3 | E447M12 |
| 14 | 2.00 | 110 | 25 | 11 | 9.0 | 12 | 4 | 12 | E447M14 |
| 16 | 2.00 | 110 | 25 | 12 | 9.0 | 12 | 4 | 14 | E447M16 |
| 18 | 2.50 | 125 | 30 | 14 | 11.0 | 14 | 4 | 15.5 | E447M18 |
| 20 | 2.50 | 140 | 30 | 16 | 12.0 | 15 | 4 | 17.5 | E447M20 |
| 22 | 2.50 | 140 | 34 | 18 | 14.5 | 17 | 4 | 19.5 | E447M22 |
| 24 | 3.00 | 160 | 38 | 18 | 14.5 | 17 | 4 | 21 | E447M24 |

# E462 / E463

- Machine Tap, White Shark
- Tarauds machine, Shark bague blanche
- Maschinen-Gewindebohrer, Weissring, Shark
- Machos de máquina Shark (Anillo Blanco)
- Machinetappen, Shark Witring
- Macho de Máq., Branco Shark




## E462

M | HSCo XP | TiAlN | DIN 371 | 6HX | 2.5xD | C 2 - 3

■ 3.1 3.2 3.3 8.2
● 3.4 6.2 6.4 7.4

| M | P mm | $l_1$ mm | $l_2$ mm | $d_2$ Ø mm | a mm | $l_3$ mm | z | | $l_4$ mm | e-Code |
|---|---|---|---|---|---|---|---|---|---|---|
| **6** | 1.00 | 80 | 15 | 6.0 | 4.9 | 8 | 4 | 5 | 30 | **E462M6** |
| **8** | 1.25 | 90 | 18 | 8.0 | 6.2 | 9 | 4 | 6.8 | 35 | **E462M8** |
| **10** | 1.50 | 100 | 20 | 10.0 | 8.0 | 11 | 4 | 8.5 | 39 | **E462M10** |




## E463

M | HSCo XP | TiAlN | DIN 376 | 6HX | 2.5xD | C 2 - 3

■ 3.1 3.2 3.3 8.2
● 3.4 6.2 6.4 7.4

| M | P mm | $l_1$ mm | $l_2$ mm | $d_2$ Ø mm | a mm | $l_3$ mm | z | | e-Code |
|---|---|---|---|---|---|---|---|---|---|
| **12** | 1.75 | 110 | 23 | 9.0 | 7.0 | 10 | 4 | 10.3 | **E463M12** |
| **14** | 2.00 | 110 | 25 | 11.0 | 9.0 | 12 | 4 | 12 | **E463M14** |
| **16** | 2.00 | 110 | 25 | 12.0 | 9.0 | 12 | 4 | 14 | **E463M16** |
| **20** | 2.50 | 140 | 30 | 16.0 | 12.0 | 15 | 4 | 17.5 | **E463M20** |

# E352 / E353

- Machine Tap, Green Shark, Interrupted Threads
- Tarauds machine, Shark bague verte
- Maschinen-Gewindebohrer, Grünring, Shark, ausgesetzte Zähne
- Machos de máquina Shark (Anillo Verde) dientes alternos
- Machinetappen, Shark Groenring, onderbroken draad
- Macho de Máq., Verde Shark




L300
391

## E352

M | HSCo XP | DIN 371 | 6H | 2xD | C 2 - 3

■ 7.2 7.3 7.4

● 1.1 1.2 1.3 6.3 7.1

| M | P mm | $l_1$ mm | $l_2$ mm | $d_2$ Ø mm | a mm | $l_3$ mm | z | ↔ | $l_4$ mm | e-Code |
|---|---|---|---|---|---|---|---|---|---|---|
| 3 | 0.50 | 56 | 9 | 3.5 | 2.7 | 6 | 3 | 2.5 | 18 | E352M3 |
| 4 | 0.70 | 63 | 12 | 4.5 | 3.4 | 6 | 3 | 3.3 | 21 | E352M4 |
| 5 | 0.80 | 70 | 13 | 6.0 | 4.9 | 8 | 3 | 4.2 | 25 | E352M5 |
| 6 | 1.00 | 80 | 15 | 6.0 | 4.9 | 8 | 3 | 5 | 30 | E352M6 |
| 8 | 1.25 | 90 | 18 | 8.0 | 6.2 | 9 | 3 | 6.8 | 35 | E352M8 |
| 10 | 1.50 | 100 | 20 | 10.0 | 8.0 | 11 | 3 | 8.5 | 39 | E352M10 |




## E353

M | HSCo XP | DIN 376 | 6H | 2xD | C 2 - 3

■ 7.2 7.3 7.4

● 1.1 1.2 1.3 6.3 7.1

| M | P mm | $l_1$ mm | $l_2$ mm | $d_2$ Ø mm | a mm | $l_3$ mm | z | ↔ | e-Code |
|---|---|---|---|---|---|---|---|---|---|
| 12 | 1.75 | 110 | 23 | 9 | 7 | 10 | 3 | 10.3 | E353M12 |
| 14 | 2.00 | 110 | 25 | 11 | 9 | 12 | 4 | 12 | E353M14 |
| 16 | 2.00 | 110 | 25 | 12 | 9 | 12 | 4 | 14 | E353M16 |

# E200

- Machine Tap
- Maschinen-Gewindebohrer
- Machinetappen
- Tarauds machine
- Machos de máquina
- Macho de Máquina




## E200




● 1.1 1.2 1.3 1.4 1.5 3.1 3.2 3.3 6.2 6.3 7.2 7.3 8.2

| M | P mm | $l_1$ mm | $l_2$ mm | $d_2$ Ø mm | a mm | $l_3$ mm | z | ↔ | $l_4$ mm | e-Code |
|---|---|---|---|---|---|---|---|---|---|---|
| **2** | 0.40 | 45 | 6 | 2.8 | 2.1 | 5 | 3 | 1.6 | 9 | **E200M2** |
| **2.2** | 0.45 | 45 | 7 | 2.8 | 2.1 | 5 | 3 | 1.75 | 12 | **E200M2.2** |
| **2.5** | 0.45 | 50 | 8 | 2.8 | 2.1 | 5 | 3 | 2.05 | 12.5 | **E200M2.5** |
| **3** | 0.50 | 56 | 9 | 3.5 | 2.7 | 6 | 3 | 2.5 | 18 | **E200M3** |
| **3** | 0.50 | 56 | 9 | 3.5 | 2.7 | 6 | 3 | 2.5 | 18 | **E200M3NO1** |
| **3.5** | 0.60 | 56 | 11 | 4.0 | 3.0 | 6 | 3 | 2.9 | 20 | **E200M3.5** |
| **4** | 0.70 | 63 | 12 | 4.5 | 3.4 | 6 | 3 | 3.3 | 21 | **E200M4** |
| **4** | 0.70 | 63 | 12 | 4.5 | 3.4 | 6 | 3 | 3.3 | 21 | **E200M4NO1** |
| **5** | 0.80 | 70 | 13 | 6.0 | 4.9 | 8 | 3 | 4.2 | 25 | **E200M5** |
| **5** | 0.80 | 70 | 13 | 6.0 | 4.9 | 8 | 3 | 4.2 | 25 | **E200M5NO1** |
| **6** | 1.00 | 80 | 15 | 6.0 | 4.9 | 8 | 3 | 5 | 30 | **E200M6** |
| **6** | 1.00 | 80 | 15 | 6.0 | 4.9 | 8 | 3 | 5 | 30 | **E200M6NO1** |
| **7** | 1.00 | 80 | 15 | 7.0 | 5.5 | 8 | 3 | 6 | 30 | **E200M7** |
| **8** | 1.25 | 90 | 18 | 8.0 | 6.2 | 9 | 3 | 6.8 | 35 | **E200M8** |
| **8** | 1.25 | 90 | 18 | 8.0 | 6.2 | 9 | 3 | 6.8 | 35 | **E200M8NO1** |
| **10** | 1.50 | 100 | 20 | 10.0 | 8.0 | 11 | 3 | 8.5 | 39 | **E200M10** |
| **10** | 1.50 | 100 | 20 | 10.0 | 8.0 | 11 | 3 | 8.5 | 39 | **E200M10NO1** |

NO1 – NO9 299

# E250

DORMER

- Machine Tap
- Maschinen-Gewindebohrer
- Machinetappen
- Tarauds machine
- Machos de máquina
- Macho de Máquina




## E250




● 1.1 1.2 1.3 1.4 1.5 3.1 3.2 3.3 6.2 6.3 7.2 7.3 8.2

| M | P mm | $l_1$ mm | $l_2$ mm | $d_2$ Ø mm | a mm | $l_3$ mm | z | ↔ | e-Code |
|---|---|---|---|---|---|---|---|---|---|
| 3 | 0.50 | 56 | 10 | 2.2 | - | - | 3 | 2.5 | E250M3 |
| 3 | 0.50 | 56 | 10 | 2.2 | - | - | 3 | 2.5 | E250M3NO1 |
| 3.5 | 0.60 | 56 | 11 | 2.5 | 2.1 | 5 | 3 | 2.9 | E250M3.5 |
| 4 | 0.70 | 63 | 12 | 2.8 | 2.1 | 5 | 3 | 3.3 | E250M4 |
| 4 | 0.70 | 63 | 12 | 2.8 | 2.1 | 5 | 3 | 3.3 | E250M4NO1 |
| 5 | 0.80 | 70 | 13 | 3.5 | 2.7 | 6 | 3 | 4.2 | E250M5 |
| 5 | 0.80 | 70 | 13 | 3.5 | 2.7 | 6 | 3 | 4.2 | E250M5NO1 |
| 6 | 1.00 | 80 | 15 | 4.5 | 3.4 | 6 | 3 | 5 | E250M6 |
| 6 | 1.00 | 80 | 15 | 4.5 | 3.4 | 6 | 3 | 5 | E250M6NO1 |
| 7 | 1.00 | 80 | 15 | 5.5 | 4.3 | 7 | 3 | 6 | E250M7 |
| 8 | 1.25 | 90 | 18 | 6.0 | 4.9 | 8 | 3 | 6.8 | E250M8 |
| 8 | 1.25 | 90 | 18 | 6.0 | 4.9 | 8 | 3 | 6.8 | E250M8NO1 |
| 10 | 1.50 | 100 | 20 | 7.0 | 5.5 | 8 | 3 | 8.5 | E250M10 |
| 10 | 1.50 | 100 | 20 | 7.0 | 5.5 | 8 | 3 | 8.5 | E250M10NO1 |
| 12 | 1.75 | 110 | 23 | 9.0 | 7.0 | 10 | 3 | 10.3 | E250M12 |
| 12 | 1.75 | 110 | 23 | 9.0 | 7.0 | 10 | 3 | 10.3 | E250M12NO1 |
| 14 | 2.00 | 110 | 25 | 11.0 | 9.0 | 12 | 3 | 12 | E250M14 |
| 14 | 2.00 | 110 | 25 | 11.0 | 9.0 | 12 | 3 | 12 | E250M14NO1 |
| 16 | 2.00 | 110 | 25 | 12.0 | 9.0 | 12 | 3 | 14 | E250M16 |
| 16 | 2.00 | 110 | 25 | 12.0 | 9.0 | 12 | 3 | 14 | E250M16NO1 |
| 18 | 2.50 | 125 | 30 | 14.0 | 11.0 | 14 | 3 | 15.5 | E250M18 |
| 18 | 2.50 | 125 | 30 | 14.0 | 11.0 | 14 | 3 | 15.5 | E250M18NO1 |
| 20 | 2.50 | 140 | 30 | 16.0 | 12.0 | 15 | 3 | 17.5 | E250M20 |
| 20 | 2.50 | 140 | 30 | 16.0 | 12.0 | 15 | 3 | 17.5 | E250M20NO1 |
| 22 | 2.50 | 140 | 34 | 18.0 | 14.5 | 17 | 4 | 19.5 | E250M22 |
| 22 | 2.50 | 140 | 34 | 18.0 | 14.5 | 17 | 4 | 19.5 | E250M22NO1 |
| 24 | 3.00 | 160 | 38 | 18.0 | 14.5 | 17 | 4 | 21 | E250M24 |
| 27 | 3.00 | 160 | 38 | 20.0 | 16.0 | 19 | 4 | 24 | E250M27 |
| 30 | 3.50 | 180 | 45 | 22.0 | 18.0 | 21 | 4 | 26.5 | E250M30 |
| 33 | 3.50 | 180 | 50 | 25.0 | 20.0 | 23 | 4 | 29.5 | E250M33 |
| 36 | 4.00 | 200 | 55 | 28.0 | 22.0 | 25 | 4 | 32 | E250M36 |
| 39 | 4.00 | 200 | 60 | 32.0 | 24.0 | 27 | 4 | 35 | E250M39 |
| 42 | 4.50 | 200 | 60 | 32.0 | 24.0 | 27 | 4 | 37.5 | E250M42 |
| 45 | 4.50 | 220 | 65 | 36.0 | 29.0 | 32 | 6 | 40.5 | E250M45 |
| 48 | 5.00 | 250 | 70 | 36.0 | 29.0 | 32 | 6 | 43 | E250M48 |
| 52 | 5.00 | 250 | 70 | 40.0 | 32.0 | 35 | 6 | 47 | E250M52 |

NO1 – NO9 299

# E237 / E251

- Machine Tap
- Maschinen-Gewindebohrer
- Machinetappen
- Tarauds machine
- Machos de máquina
- Macho de Máquina




## E237

M | HSCo | DIN 371 | 6H | 1.5xD | C 2 - 3

1.1 1.2 1.3 1.4 1.5 3.1 3.2 3.3 6.2 6.3 7.2 7.3 8.2

| M | P mm | $l_1$ mm | $l_2$ mm | $d_2$ Ø mm | a mm | $l_3$ mm | z | ↔ | $l_4$ mm | e-Code |
|---|---|---|---|---|---|---|---|---|---|---|
| **3** | 0.50 | 56 | 9 | 3.5 | 2.7 | 6 | 3 | 2.5 | 18 | **E237M3** |
| **4** | 0.70 | 63 | 12 | 4.5 | 3.4 | 6 | 3 | 3.3 | 21 | **E237M4** |
| **5** | 0.80 | 70 | 13 | 6.0 | 4.9 | 8 | 3 | 4.2 | 25 | **E237M5** |
| **6** | 1.00 | 80 | 15 | 6.0 | 4.9 | 8 | 3 | 5 | 30 | **E237M6** |
| **8** | 1.25 | 90 | 18 | 8.0 | 6.2 | 9 | 3 | 6.8 | 35 | **E237M8** |
| **10** | 1.50 | 100 | 20 | 10.0 | 8.0 | 11 | 3 | 8.5 | 39 | **E237M10** |




## E251

M | HSCo | DIN 376 | 6H | 1.5xD | C 2 - 3

1.1 1.2 1.3 1.4 1.5 3.1 3.2 3.3 6.2 6.3 7.2 7.3 8.2

| M | P mm | $l_1$ mm | $l_2$ mm | $d_2$ Ø mm | a mm | $l_3$ mm | z | ↔ | e-Code |
|---|---|---|---|---|---|---|---|---|---|
| **12** | 1.75 | 110 | 23 | 9 | 7.0 | 10 | 4 | 10.3 | **E251M12** |
| **14** | 2.00 | 110 | 25 | 11 | 9.0 | 12 | 4 | 12 | **E251M14** |
| **16** | 2.00 | 110 | 25 | 12 | 9.0 | 12 | 4 | 14 | **E251M16** |
| **18** | 2.50 | 125 | 30 | 14 | 11.0 | 14 | 4 | 15.5 | **E251M18** |
| **20** | 2.50 | 140 | 30 | 16 | 12.0 | 15 | 4 | 17.5 | **E251M20** |
| **22** | 2.50 | 140 | 34 | 18 | 14.5 | 17 | 4 | 19.5 | **E251M22** |
| **24** | 3.00 | 160 | 38 | 18 | 14.5 | 17 | 4 | 21 | **E251M24** |

# E303

DORMER

- Machine Tap
- Maschinen-Gewindebohrer
- Machinetappen
- Tarauds machine
- Machos de máquina
- Macho de Máquina

## E303




● 1.1 1.2 1.3 1.4 1.5 3.1 3.2 3.3 6.2 6.3 7.2 7.3 8.2

| M | P mm | $l_1$ mm | $l_2$ mm | $d_2$ Ø mm | a mm | $l_3$ mm | z | ↔ | e-Code |
|---|---|---|---|---|---|---|---|---|---|
| 3 | 0.50 | 70 | 22 | 2.2 | - | - | 3 | 2.5 | E303M3NO1 |
| 3 | 0.50 | 70 | 22 | 2.2 | - | - | 3 | 2.5 | E303M3NO3 |
| 3.5 | 0.60 | 80 | 25 | 2.5 | 2.1 | 5 | 3 | 2.9 | E303M3.5NO1 |
| 3.5 | 0.60 | 80 | 25 | 2.5 | 2.1 | 5 | 3 | 2.9 | E303M3.5NO3 |
| 4 | 0.70 | 90 | 25 | 2.8 | 2.1 | 5 | 3 | 3.3 | E303M4NO1 |
| 4 | 0.70 | 90 | 25 | 2.8 | 2.1 | 5 | 3 | 3.3 | E303M4NO3 |
| 5 | 0.80 | 100 | 28 | 3.5 | 2.7 | 6 | 3 | 4.2 | E303M5NO1 |
| 5 | 0.80 | 100 | 28 | 3.5 | 2.7 | 6 | 3 | 4.2 | E303M5NO3 |
| 6 | 1.00 | 110 | 32 | 4.5 | 3.4 | 6 | 3 | 5 | E303M6NO1 |
| 6 | 1.00 | 110 | 32 | 4.5 | 3.4 | 6 | 3 | 5 | E303M6NO3 |
| 8 | 1.25 | 125 | 40 | 6.0 | 4.9 | 8 | 3 | 6.8 | E303M8NO1 |
| 8 | 1.25 | 125 | 40 | 6.0 | 4.9 | 8 | 3 | 6.8 | E303M8NO3 |
| 10 | 1.50 | 140 | 45 | 7.0 | 5.5 | 8 | 3 | 8.5 | E303M10NO1 |
| 10 | 1.50 | 140 | 45 | 7.0 | 5.5 | 8 | 3 | 8.5 | E303M10NO3 |
| 12 | 1.75 | 180 | 50 | 9.0 | 7.0 | 10 | 3 | 10.3 | E303M12NO1 |
| 12 | 1.75 | 180 | 50 | 9.0 | 7.0 | 10 | 3 | 10.3 | E303M12NO3 |
| 14 | 2.00 | 200 | 56 | 11.0 | 9.0 | 12 | 3 | 12 | E303M14NO1 |
| 14 | 2.00 | 200 | 56 | 11.0 | 9.0 | 12 | 3 | 12 | E303M14NO3 |
| 16 | 2.00 | 200 | 63 | 12.0 | 9.0 | 12 | 3 | 14 | E303M16NO1 |
| 16 | 2.00 | 200 | 63 | 12.0 | 9.0 | 12 | 3 | 14 | E303M16NO3 |
| 18 | 2.50 | 220 | 63 | 14.0 | 11.0 | 14 | 3 | 15.5 | E303M18NO1 |
| 18 | 2.50 | 220 | 63 | 14.0 | 11.0 | 14 | 3 | 15.5 | E303M18NO3 |
| 20 | 2.50 | 250 | 70 | 16.0 | 12.0 | 15 | 3 | 17.5 | E303M20NO1 |
| 20 | 2.50 | 250 | 70 | 16.0 | 12.0 | 15 | 3 | 17.5 | E303M20NO3 |

NO1 ↓ NO9 299

# E100

- Hand Tap
- Handgewindebohrer
- Handtappen
- Tarauds à main
- Machos de mano
- Machos Manuais




L119 392

## E100

M | HSS | DIN 352 | 6H | 1.5xD | C 2 - 3

1.1 1.2 1.3 1.4 1.5 3.1 3.2 3.3 3.4 6.1 6.2 6.3 6.4 7.2 7.3 7.4 8.2 8.3

| M | P mm | $l_1$ mm | $l_2$ mm | $d_2$ Ø mm | a mm | z | | e-Code |
|---|---|---|---|---|---|---|---|---|
| 1.6 | 0.35 | 32 | 7 | 2.5 | 2.1 | 3 | 1.25 | E100M1.6NO3 |
| 1.6 | 0.35 | 32 | 7 | 2.5 | 2.1 | 3 | 1.25 | E100M1.6NO4 |
| 1.6 | 0.35 | 32 | 7 | 2.5 | 2.1 | 3 | 1.25 | E100M1.6NO5 |
| 1.6 | 0.35 | 32 | 7 | 2.5 | 2.1 | 3 | 1.25 | E100M1.6NO8 |
| 1.8 | 0.35 | 32 | 7 | 2.5 | 2.1 | 3 | 1.5 | E100M1.8NO3 |
| 1.8 | 0.35 | 32 | 7 | 2.5 | 2.1 | 3 | 1.5 | E100M1.8NO4 |
| 1.8 | 0.35 | 32 | 7 | 2.5 | 2.1 | 3 | 1.5 | E100M1.8NO5 |
| 1.8 | 0.35 | 32 | 7 | 2.5 | 2.1 | 3 | 1.5 | E100M1.8NO8 |
| 2 | 0.40 | 36 | 8 | 2.8 | 2.1 | 3 | 1.6 | E100M2NO3 |
| 2 | 0.40 | 36 | 8 | 2.8 | 2.1 | 3 | 1.6 | E100M2NO4 |
| 2 | 0.40 | 36 | 8 | 2.8 | 2.1 | 3 | 1.6 | E100M2NO5 |
| 2 | 0.40 | 36 | 8 | 2.8 | 2.1 | 3 | 1.6 | E100M2NO8 |
| 2.2 | 0.45 | 36 | 9 | 2.8 | 2.1 | 3 | 1.75 | E100M2.2NO3 |
| 2.2 | 0.45 | 36 | 9 | 2.8 | 2.1 | 3 | 1.75 | E100M2.2NO4 |
| 2.2 | 0.45 | 36 | 9 | 2.8 | 2.1 | 3 | 1.75 | E100M2.2NO5 |
| 2.2 | 0.45 | 36 | 9 | 2.8 | 2.1 | 3 | 1.75 | E100M2.2NO8 |
| 2.5 | 0.45 | 40 | 9 | 2.8 | 2.1 | 3 | 2.05 | E100M2.5NO3 |
| 2.5 | 0.45 | 40 | 9 | 2.8 | 2.1 | 3 | 2.05 | E100M2.5NO4 |
| 2.5 | 0.45 | 40 | 9 | 2.8 | 2.1 | 3 | 2.05 | E100M2.5NO5 |
| 2.5 | 0.45 | 40 | 9 | 2.8 | 2.1 | 3 | 2.05 | E100M2.5NO8 |
| 3 | 0.50 | 40 | 10 | 3.5 | 2.7 | 3 | 2.5 | E100M3NO3 |
| 3 | 0.50 | 40 | 10 | 3.5 | 2.7 | 3 | 2.5 | E100M3NO4 |
| 3 | 0.50 | 40 | 10 | 3.5 | 2.7 | 3 | 2.5 | E100M3NO5 |
| 3 | 0.50 | 40 | 10 | 3.5 | 2.7 | 3 | 2.5 | E100M3NO8 |
| 3.5 | 0.60 | 45 | 10 | 4.0 | 3.0 | 3 | 2.9 | E100M3.5NO3 |
| 3.5 | 0.60 | 45 | 10 | 4.0 | 3.0 | 3 | 2.9 | E100M3.5NO4 |
| 3.5 | 0.60 | 45 | 10 | 4.0 | 3.0 | 3 | 2.9 | E100M3.5NO5 |
| 3.5 | 0.60 | 45 | 10 | 4.0 | 3.0 | 3 | 2.9 | E100M3.5NO8 |
| 4 | 0.70 | 45 | 12 | 4.5 | 3.4 | 3 | 3.3 | E100M4NO3 |
| 4 | 0.70 | 45 | 12 | 4.5 | 3.4 | 3 | 3.3 | E100M4NO4 |
| 4 | 0.70 | 45 | 12 | 4.5 | 3.4 | 3 | 3.3 | E100M4NO5 |
| 4 | 0.70 | 45 | 12 | 4.5 | 3.4 | 3 | 3.3 | E100M4NO8 |
| 4.5 | 0.75 | 50 | 14 | 6.0 | 4.9 | 3 | 3.8 | E100M4.5NO3 |
| 4.5 | 0.75 | 50 | 14 | 6.0 | 4.9 | 3 | 3.8 | E100M4.5NO4 |
| 4.5 | 0.75 | 50 | 14 | 6.0 | 4.9 | 3 | 3.8 | E100M4.5NO5 |
| 4.5 | 0.75 | 50 | 14 | 6.0 | 4.9 | 3 | 3.8 | E100M4.5NO8 |
| 5 | 0.80 | 50 | 14 | 6.0 | 4.9 | 3 | 4.2 | E100M5NO3 |
| 5 | 0.80 | 50 | 14 | 6.0 | 4.9 | 3 | 4.2 | E100M5NO4 |
| 5 | 0.80 | 50 | 14 | 6.0 | 4.9 | 3 | 4.2 | E100M5NO5 |
| 5 | 0.80 | 50 | 14 | 6.0 | 4.9 | 3 | 4.2 | E100M5NO8 |
| 6 | 1.00 | 56 | 16 | 6.0 | 4.9 | 3 | 5 | E100M6NO3 |
| 6 | 1.00 | 56 | 16 | 6.0 | 4.9 | 3 | 5 | E100M6NO4 |
| 6 | 1.00 | 56 | 16 | 6.0 | 4.9 | 3 | 5 | E100M6NO5 |
| 6 | 1.00 | 56 | 16 | 6.0 | 4.9 | 3 | 5 | E100M6NO8 |
| 7 | 1.00 | 56 | 16 | 6.0 | 4.9 | 3 | 6 | E100M7NO3 |
| 7 | 1.00 | 56 | 16 | 6.0 | 4.9 | 3 | 6 | E100M7NO4 |

NO1 – NO8 299

# E100

DORMER

| M | P mm | $l_1$ mm | $l_2$ mm | $d_2$ Ø mm | a mm | z | ↔ | e-Code |
|---|---|---|---|---|---|---|---|---|
| 7 | 1.00 | 56 | 16 | 6.0 | 4.9 | 3 | 6 | E100M7NO5 |
| 7 | 1.00 | 56 | 16 | 6.0 | 4.9 | 3 | 6 | E100M7NO8 |
| 8 | 1.25 | 63 | 19 | 6.0 | 4.9 | 3 | 6.8 | E100M8NO3 |
| 8 | 1.25 | 63 | 19 | 6.0 | 4.9 | 3 | 6.8 | E100M8NO4 |
| 8 | 1.25 | 63 | 19 | 6.0 | 4.9 | 3 | 6.8 | E100M8NO5 |
| 8 | 1.25 | 63 | 19 | 6.0 | 4.9 | 3 | 6.8 | E100M8NO8 |
| 9 | 1.25 | 63 | 20 | 7.0 | 5.5 | 3 | 7.8 | E100M9NO3 |
| 9 | 1.25 | 63 | 20 | 7.0 | 5.5 | 3 | 7.8 | E100M9NO4 |
| 9 | 1.25 | 63 | 20 | 7.0 | 5.5 | 3 | 7.8 | E100M9NO5 |
| 9 | 1.25 | 63 | 20 | 7.0 | 5.5 | 3 | 7.8 | E100M9NO8 |
| 10 | 1.50 | 70 | 22 | 7.0 | 5.5 | 3 | 8.5 | E100M10NO3 |
| 10 | 1.50 | 70 | 22 | 7.0 | 5.5 | 3 | 8.5 | E100M10NO4 |
| 10 | 1.50 | 70 | 22 | 7.0 | 5.5 | 3 | 8.5 | E100M10NO5 |
| 10 | 1.50 | 70 | 22 | 7.0 | 5.5 | 3 | 8.5 | E100M10NO8 |
| 11 | 1.50 | 70 | 20 | 8.0 | 6.2 | 3 | 9.5 | E100M11NO3 |
| 11 | 1.50 | 70 | 20 | 8.0 | 6.2 | 3 | 9.5 | E100M11NO4 |
| 11 | 1.50 | 70 | 20 | 8.0 | 6.2 | 3 | 9.5 | E100M11NO5 |
| 11 | 1.50 | 70 | 20 | 8.0 | 6.2 | 3 | 9.5 | E100M11NO8 |
| 12 | 1.75 | 75 | 25 | 9.0 | 7.0 | 4 | 10.3 | E100M12NO3 |
| 12 | 1.75 | 75 | 25 | 9.0 | 7.0 | 4 | 10.3 | E100M12NO4 |
| 12 | 1.75 | 75 | 25 | 9.0 | 7.0 | 4 | 10.3 | E100M12NO5 |
| 12 | 1.75 | 75 | 25 | 9.0 | 7.0 | 4 | 10.3 | E100M12NO8 |
| 14 | 2.00 | 80 | 25 | 11.0 | 9.0 | 4 | 12 | E100M14NO3 |
| 14 | 2.00 | 80 | 25 | 11.0 | 9.0 | 4 | 12 | E100M14NO4 |
| 14 | 2.00 | 80 | 25 | 11.0 | 9.0 | 4 | 12 | E100M14NO5 |
| 14 | 2.00 | 80 | 25 | 11.0 | 9.0 | 4 | 12 | E100M14NO8 |
| 16 | 2.00 | 80 | 25 | 12.0 | 9.0 | 4 | 14 | E100M16NO3 |
| 16 | 2.00 | 80 | 25 | 12.0 | 9.0 | 4 | 14 | E100M16NO4 |
| 16 | 2.00 | 80 | 25 | 12.0 | 9.0 | 4 | 14 | E100M16NO5 |
| 16 | 2.00 | 80 | 25 | 12.0 | 9.0 | 4 | 14 | E100M16NO8 |
| 18 | 2.50 | 95 | 32 | 14.0 | 11.0 | 4 | 15.5 | E100M18NO3 |
| 18 | 2.50 | 95 | 32 | 14.0 | 11.0 | 4 | 15.5 | E100M18NO4 |
| 18 | 2.50 | 95 | 32 | 14.0 | 11.0 | 4 | 15.5 | E100M18NO5 |
| 18 | 2.50 | 95 | 32 | 14.0 | 11.0 | 4 | 15.5 | E100M18NO8 |
| 20 | 2.50 | 95 | 32 | 16.0 | 12.0 | 4 | 17.5 | E100M20NO3 |
| 20 | 2.50 | 95 | 32 | 16.0 | 12.0 | 4 | 17.5 | E100M20NO4 |
| 20 | 2.50 | 95 | 32 | 16.0 | 12.0 | 4 | 17.5 | E100M20NO5 |
| 20 | 2.50 | 95 | 32 | 16.0 | 12.0 | 4 | 17.5 | E100M20NO8 |
| 22 | 2.50 | 100 | 34 | 18.0 | 14.5 | 4 | 19.5 | E100M22NO3 |
| 22 | 2.50 | 100 | 34 | 18.0 | 14.5 | 4 | 19.5 | E100M22NO4 |
| 22 | 2.50 | 100 | 34 | 18.0 | 14.5 | 4 | 19.5 | E100M22NO5 |
| 22 | 2.50 | 100 | 34 | 18.0 | 14.5 | 4 | 19.5 | E100M22NO8 |
| 24 | 3.00 | 110 | 38 | 18.0 | 14.5 | 4 | 21 | E100M24NO3 |
| 24 | 3.00 | 110 | 38 | 18.0 | 14.5 | 4 | 21 | E100M24NO4 |
| 24 | 3.00 | 110 | 38 | 18.0 | 14.5 | 4 | 21 | E100M24NO5 |
| 24 | 3.00 | 110 | 38 | 18.0 | 14.5 | 4 | 21 | E100M24NO8 |
| 27 | 3.00 | 110 | 38 | 20.0 | 16.0 | 4 | 24 | E100M27NO3 |
| 27 | 3.00 | 110 | 38 | 20.0 | 16.0 | 4 | 24 | E100M27NO4 |
| 27 | 3.00 | 110 | 38 | 20.0 | 16.0 | 4 | 24 | E100M27NO5 |
| 27 | 3.00 | 110 | 38 | 20.0 | 16.0 | 4 | 24 | E100M27NO8 |
| 30 | 3.50 | 125 | 45 | 22.0 | 18.0 | 4 | 26.5 | E100M30NO3 |
| 30 | 3.50 | 125 | 45 | 22.0 | 18.0 | 4 | 26.5 | E100M30NO4 |
| 30 | 3.50 | 125 | 45 | 22.0 | 18.0 | 4 | 26.5 | E100M30NO5 |
| 30 | 3.50 | 125 | 45 | 22.0 | 18.0 | 4 | 26.5 | E100M30NO8 |
| 33 | 3.50 | 125 | 50 | 25.0 | 20.0 | 4 | 29.5 | E100M33NO3 |
| 33 | 3.50 | 125 | 50 | 25.0 | 20.0 | 4 | 29.5 | E100M33NO4 |
| 33 | 3.50 | 125 | 50 | 25.0 | 20.0 | 4 | 29.5 | E100M33NO5 |
| 33 | 3.50 | 125 | 50 | 25.0 | 20.0 | 4 | 29.5 | E100M33NO8 |
| 36 | 4.00 | 150 | 56 | 28.0 | 22.0 | 4 | 32 | E100M36NO3 |
| 36 | 4.00 | 150 | 56 | 28.0 | 22.0 | 4 | 32 | E100M36NO4 |
| 36 | 4.00 | 150 | 56 | 28.0 | 22.0 | 4 | 32 | E100M36NO5 |
| 36 | 4.00 | 150 | 56 | 28.0 | 22.0 | 4 | 32 | E100M36NO8 |
| 39 | 4.00 | 150 | 60 | 32.0 | 24.0 | 4 | 35 | E100M39NO3 |
| 39 | 4.00 | 150 | 60 | 32.0 | 24.0 | 4 | 35 | E100M39NO4 |
| 39 | 4.00 | 150 | 60 | 32.0 | 24.0 | 4 | 35 | E100M39NO5 |
| 39 | 4.00 | 150 | 60 | 32.0 | 24.0 | 4 | 35 | E100M39NO8 |
| 42 | 4.50 | 150 | 60 | 32.0 | 24.0 | 4 | 37.5 | E100M42NO3 |
| 42 | 4.50 | 150 | 60 | 32.0 | 24.0 | 4 | 37.5 | E100M42NO4 |
| 42 | 4.50 | 150 | 60 | 32.0 | 24.0 | 4 | 37.5 | E100M42NO5 |
| 42 | 4.50 | 150 | 60 | 32.0 | 24.0 | 4 | 37.5 | E100M42NO8 |

NO1 – NO8 299

# E100

| M | P mm | $l_1$ mm | $l_2$ mm | $d_2$ Ø mm | a mm | z | ↔ | e-Code |
|---|---|---|---|---|---|---|---|---|
| **45** | 4.50 | 160 | 65 | 36.0 | 29.0 | 6 | 40.5 | **E100M45NO3** |
| **45** | 4.50 | 160 | 65 | 36.0 | 29.0 | 6 | 40.5 | **E100M45NO4** |
| **45** | 4.50 | 160 | 65 | 36.0 | 29.0 | 6 | 40.5 | **E100M45NO5** |
| **45** | 4.50 | 160 | 65 | 36.0 | 29.0 | 6 | 40.5 | **E100M45NO8** |
| **48** | 5.00 | 180 | 70 | 36.0 | 29.0 | 6 | 43 | **E100M48NO3** |
| **48** | 5.00 | 180 | 70 | 36.0 | 29.0 | 6 | 43 | **E100M48NO4** |
| **48** | 5.00 | 180 | 70 | 36.0 | 29.0 | 6 | 43 | **E100M48NO5** |
| **48** | 5.00 | 180 | 70 | 36.0 | 29.0 | 6 | 43 | **E100M48NO8** |
| **52** | 5.00 | 180 | 70 | 40.0 | 32.0 | 6 | 47 | **E100M52NO3** |
| **52** | 5.00 | 180 | 70 | 40.0 | 32.0 | 6 | 47 | **E100M52NO4** |
| **52** | 5.00 | 180 | 70 | 40.0 | 32.0 | 6 | 47 | **E100M52NO5** |
| **52** | 5.00 | 180 | 70 | 40.0 | 32.0 | 6 | 47 | **E100M52NO8** |

NO1 – NO8 299

# E102

DORMER

- Hand Tap
- Handgewindebohrer
- Handtappen
- Tarauds à main
- Machos de mano
- Machos Manuais




## E102




- 1.1 1.2 1.3 1.4 1.5 2.1 2.2 2.3 3.1 3.2 3.3 3.4 4.1 4.2 4.3 5.1 5.2 5.3 6.1 6.2 6.3 6.4 7.2 7.3 7.4 8.2 8.3

| M | P mm | $l_1$ mm | $l_2$ mm | $d_2$ Ø mm | a mm | z | ↔ | e-Code |
|---|---|---|---|---|---|---|---|---|
| 3 | 0.50 | 40 | 9 | 3.5 | 2.7 | 3 | 2.5 | E102M3NO8 |
| 4 | 0.70 | 45 | 11 | 4.5 | 3.4 | 3 | 3.3 | E102M4NO8 |
| 5 | 0.80 | 50 | 13 | 6.0 | 4.9 | 3 | 4.2 | E102M5NO8 |
| 6 | 1.00 | 56 | 15 | 6.0 | 4.9 | 3 | 5 | E102M6NO8 |
| 8 | 1.25 | 63 | 19 | 6.0 | 4.9 | 3 | 6.8 | E102M8NO8 |
| 10 | 1.50 | 70 | 22 | 7.0 | 5.5 | 4 | 8.5 | E102M10NO8 |
| 12 | 1.75 | 75 | 25 | 9.0 | 7.0 | 4 | 10.3 | E102M12NO8 |
| 14 | 2.00 | 80 | 25 | 11.0 | 9.0 | 4 | 12 | E102M14NO8 |
| 16 | 2.00 | 80 | 25 | 12.0 | 9.0 | 4 | 14 | E102M16NO8 |
| 18 | 2.50 | 95 | 32 | 14.0 | 11.0 | 4 | 15.5 | E102M18NO8 |
| 20 | 2.50 | 95 | 32 | 16.0 | 12.0 | 4 | 17.5 | E102M20NO8 |
| 24 | 3.00 | 110 | 38 | 18.0 | 14.5 | 4 | 21 | E102M24NO8 |
| 27 | 3.00 | 110 | 38 | 20.0 | 16.0 | 4 | 24 | E102M27NO8 |
| 30 | 3.50 | 125 | 45 | 22.0 | 18.0 | 4 | 26.5 | E102M30NO8 |

NO1 – NO9 299

# E101

- Hand Tap
- Handgewindebohrer
- Handtappen
- Tarauds à main
- Machos de mano
- Machos Manuais




## E101

M | HSS | DIN 352 | 6H | 1.5xD | C 2 - 3

• 1.1 1.2 1.3 1.4 1.5 3.1 3.2 3.3 3.4 6.1 6.2 6.3 6.4 7.2 7.3 7.4 8.2 8.3

| M | P mm | $l_1$ mm | $l_2$ mm | $d_2$ Ø mm | a mm | z | | e-Code |
|---|---|---|---|---|---|---|---|---|
| 4 | 0.70 | 45 | 12 | 4.5 | 3.4 | 3 | 3.3 | E101M4NO3 |
| 4 | 0.70 | 45 | 12 | 4.5 | 3.4 | 3 | 3.3 | E101M4NO8 |
| 5 | 0.80 | 50 | 14 | 6.0 | 4.9 | 3 | 4.2 | E101M5NO3 |
| 5 | 0.80 | 50 | 14 | 6.0 | 4.9 | 3 | 4.2 | E101M5NO8 |
| 6 | 1.00 | 56 | 16 | 6.0 | 4.9 | 3 | 5 | E101M6NO3 |
| 6 | 1.00 | 56 | 16 | 6.0 | 4.9 | 3 | 5 | E101M6NO8 |
| 8 | 1.25 | 63 | 19 | 6.0 | 4.9 | 3 | 6.8 | E101M8NO3 |
| 8 | 1.25 | 63 | 19 | 6.0 | 4.9 | 3 | 6.8 | E101M8NO8 |
| 10 | 1.50 | 70 | 22 | 7.0 | 5.5 | 3 | 8.5 | E101M10NO3 |
| 10 | 1.50 | 70 | 22 | 7.0 | 5.5 | 3 | 8.5 | E101M10NO8 |
| 12 | 1.75 | 75 | 25 | 9.0 | 7.0 | 4 | 10.3 | E101M12NO3 |
| 12 | 1.75 | 75 | 25 | 9.0 | 7.0 | 4 | 10.3 | E101M12NO8 |
| 14 | 2.00 | 80 | 25 | 11.0 | 9.0 | 4 | 12 | E101M14NO3 |
| 14 | 2.00 | 80 | 25 | 11.0 | 9.0 | 4 | 12 | E101M14NO8 |
| 16 | 2.00 | 80 | 25 | 12.0 | 9.0 | 4 | 14 | E101M16NO3 |
| 16 | 2.00 | 80 | 25 | 12.0 | 9.0 | 4 | 14 | E101M16NO8 |

NO1 - NO8 299

# E348 / E349

- Machine Tap, Yellow Shark
- Tarauds machine, Shark bague jaune
- Maschinen-Gewindebohrer, Gelbring, Shark
- Machos de máquina Shark (Anillo Amarillo)
- Machinetappen, Shark Geelring
- Macho de Máq., Amarelo Shark




SHARK LINE

L300
391

## E348




■ 1.1 1.2 1.3 6.1 6.3
● 1.4 1.5 6.2

| M | P mm | $l_1$ mm | $l_2$ mm | $d_2$ Ø mm | a mm | $l_3$ mm | z | | $l_4$ mm | e-Code |
|---|---|---|---|---|---|---|---|---|---|---|
| 3 | 0.50 | 56 | 9 | 3.5 | 2.7 | 6 | 3 | 2.5 | 18 | E348M3 |
| 4 | 0.70 | 63 | 12 | 4.5 | 3.4 | 6 | 3 | 3.3 | 21 | E348M4 |
| 5 | 0.80 | 70 | 13 | 6.0 | 4.9 | 8 | 3 | 4.2 | 25 | E348M5 |
| 6 | 1.00 | 80 | 15 | 6.0 | 4.9 | 8 | 3 | 5 | 30 | E348M6 |
| 8 | 1.25 | 90 | 18 | 8.0 | 6.2 | 9 | 3 | 6.8 | 35 | E348M8 |
| 10 | 1.50 | 100 | 20 | 10.0 | 8.0 | 11 | 3 | 8.5 | 39 | E348M10 |




SHARK LINE

## E349




■ 1.1 1.2 1.3 6.1 6.3
● 1.4 1.5 6.2

| M | P mm | $l_1$ mm | $l_2$ mm | $d_2$ Ø mm | a mm | $l_3$ mm | z | | e-Code |
|---|---|---|---|---|---|---|---|---|---|
| 12 | 1.75 | 110 | 23 | 9 | 7 | 10 | 3 | 10.3 | E349M12 |
| 14 | 2.00 | 110 | 25 | 11 | 9 | 12 | 3 | 12 | E349M14 |
| 16 | 2.00 | 110 | 25 | 12 | 9 | 12 | 3 | 14 | E349M16 |
| 18 | 2.50 | 125 | 30 | 14 | 11 | 14 | 3 | 15.5 | E349M18 |
| 20 | 2.50 | 140 | 30 | 16 | 12 | 15 | 3 | 17.5 | E349M20 |
| 22 | 2.50 | 140 | 34 | 18 | 14.5 | 17 | 4 | 19.5 | E349M22 |
| 24 | 3.00 | 160 | 38 | 18 | 14.5 | 17 | 4 | 21 | E349M24 |
| 27 | 3.00 | 160 | 38 | 20 | 16 | 19 | 4 | 24 | E349M27 |
| 30 | 3.50 | 180 | 45 | 22 | 18 | 21 | 4 | 26.5 | E349M30 |

# E206 / E257

- Machine Tap, Yellow Shark
- Tarauds machine, Shark bague jaune
- Maschinen-Gewindebohrer, Gelbring, Shark
- Machos de máquina Shark (Anillo Amarillo)
- Machinetappen, Shark Geelring
- Macho de Máq., Amarelo Shark




## E206

M | HSCo | TiN | DIN 371 | 6H | 2.5xD | B 3.5 - 5

■ 1.1 1.2 1.3 6.1 6.3
● 1.4 1.5 6.2

| M | P mm | $l_1$ mm | $l_2$ mm | $d_2$ Ø mm | a mm | $l_3$ mm | z | ↔ | $l_4$ mm | e-Code |
|---|---|---|---|---|---|---|---|---|---|---|
| 3 | 0.50 | 56 | 9 | 3.5 | 2.7 | 6 | 3 | 2.5 | 18 | E206M3 |
| 4 | 0.70 | 63 | 12 | 4.5 | 3.4 | 6 | 3 | 3.3 | 21 | E206M4 |
| 5 | 0.80 | 70 | 13 | 6.0 | 4.9 | 8 | 3 | 4.2 | 25 | E206M5 |
| 6 | 1.00 | 80 | 15 | 6.0 | 4.9 | 8 | 3 | 5 | 30 | E206M6 |
| 8 | 1.25 | 90 | 18 | 8.0 | 6.2 | 9 | 3 | 6.8 | 35 | E206M8 |
| 10 | 1.50 | 100 | 20 | 10.0 | 8.0 | 11 | 3 | 8.5 | 39 | E206M10 |




## E257

M | HSCo | TiN | DIN 376 | 6H | 2.5xD | B 3.5 - 5

■ 1.1 1.2 1.3 6.1 6.3
● 1.4 1.5 6.2

| M | P mm | $l_1$ mm | $l_2$ mm | $d_2$ Ø mm | a mm | $l_3$ mm | z | ↔ | e-Code |
|---|---|---|---|---|---|---|---|---|---|
| 4 | 0.70 | 63 | 13 | 2.8 | 2.1 | 5 | 3 | 3.3 | E257M4 |
| 5 | 0.80 | 70 | 13 | 3.5 | 2.7 | 6 | 3 | 4.2 | E257M5 |
| 6 | 1.00 | 80 | 15 | 4.5 | 3.4 | 6 | 3 | 5 | E257M6 |
| 8 | 1.25 | 90 | 18 | 6.0 | 4.9 | 8 | 3 | 6.8 | E257M8 |
| 10 | 1.50 | 100 | 20 | 7.0 | 5.5 | 8 | 3 | 8.5 | E257M10 |
| 12 | 1.75 | 110 | 23 | 9.0 | 7.0 | 10 | 3 | 10.3 | E257M12 |
| 14 | 2.00 | 110 | 25 | 11.0 | 9.0 | 12 | 3 | 12 | E257M14 |
| 16 | 2.00 | 110 | 30 | 12.0 | 9.0 | 12 | 3 | 14 | E257M16 |
| 18 | 2.50 | 125 | 30 | 14.0 | 11.0 | 14 | 3 | 15.5 | E257M18 |
| 20 | 2.50 | 140 | 34 | 16.0 | 12.0 | 15 | 3 | 17.5 | E257M20 |
| 22 | 2.50 | 140 | 34 | 18.0 | 14.5 | 17 | 4 | 19.5 | E257M22 |
| 24 | 3.00 | 160 | 38 | 18.0 | 14.5 | 17 | 4 | 21 | E257M24 |
| 27 | 3.00 | 160 | 38 | 20.0 | 16.0 | 19 | 4 | 24 | E257M27 |
| 30 | 3.50 | 180 | 45 | 22.0 | 18.0 | 21 | 4 | 26.5 | E257M30 |

# E375 / E376

- Machine Tap, Yellow Shark
- Tarauds machine, Shark bague jaune
- Maschinen-Gewindebohrer, Gelbring, Shark
- Machos de máquina Shark (Anillo Amarillo)
- Machinetappen, Shark Geelring
- Macho de Máq., Amarelo Shark

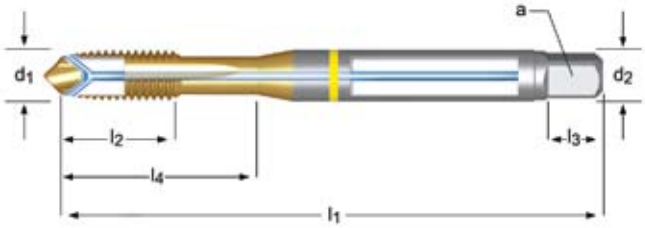


## E375

M | HSCo XP | TiN | DIN 371 | 6H | 3xD | B 3.5 - 5

■ 1.1 1.2 1.3 6.1 6.3
● 1.4 1.5 6.2

| M | P mm | $l_1$ mm | $l_2$ mm | $d_2$ Ø mm | a mm | $l_3$ mm | z | | $l_4$ mm | e-Code |
|---|---|---|---|---|---|---|---|---|---|---|
| 6 | 1.00 | 80 | 15 | 6.0 | 4.9 | 8 | 3 | 5 | 30 | E375M6 |
| 8 | 1.25 | 90 | 18 | 8.0 | 6.2 | 9 | 3 | 6.8 | 35 | E375M8 |
| 10 | 1.50 | 100 | 20 | 10.0 | 8.0 | 11 | 3 | 8.5 | 39 | E375M10 |

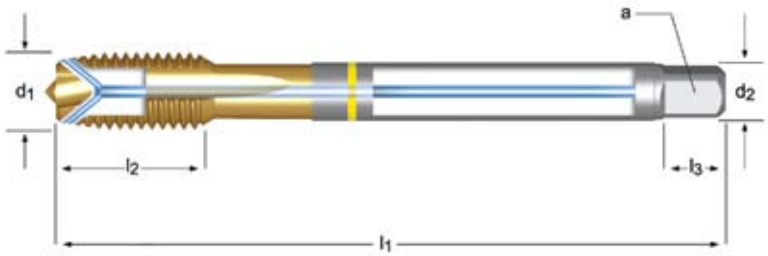


## E376

M | HSCo XP | TiN | DIN 376 | 6H | 3xD | B 3.5 - 5

■ 1.1 1.2 1.3 6.1 6.3
● 1.4 1.5 6.2

| M | P mm | $l_1$ mm | $l_2$ mm | $d_2$ Ø mm | a mm | $l_3$ mm | z | | e-Code |
|---|---|---|---|---|---|---|---|---|---|
| 12 | 1.75 | 110 | 23 | 9.0 | 7.0 | 10 | 3 | 10.3 | E376M12 |
| 14 | 2.00 | 110 | 25 | 11.0 | 9.0 | 12 | 3 | 12 | E376M14 |
| 16 | 2.00 | 110 | 25 | 12.0 | 9.0 | 12 | 3 | 14 | E376M16 |
| 20 | 2.50 | 140 | 30 | 16.0 | 12.0 | 15 | 3 | 17.5 | E376M20 |

# E395

- Machine Tap, Red Shark
- Maschinen-Gewindebohrer, Rotring, Shark
- Machinetappen, Shark Roodring
- Tarauds machine, Shark bague rouge
- Machos de máquina Shark (Anillo Rojo)
- Macho de Máq., Vermelho Shark

NEW
2009.02




## E395




■ 1.4
● 1.5 1.6 4.2 5.2

| M | P mm | $l_1$ mm | $l_2$ mm | $d_2$ Ø mm | a mm | $l_3$ mm | z | | $l_4$ mm | e-Code |
|---|---|---|---|---|---|---|---|---|---|---|
| 3 | 0.50 | 56 | 9 | 3.5 | 2.7 | 6 | 3 | 2.5 | 18 | E395M3 |
| 4 | 0.70 | 63 | 12 | 4.5 | 3.4 | 6 | 3 | 3.3 | 21 | E395M4 |
| 5 | 0.80 | 70 | 13 | 6.0 | 4.9 | 8 | 3 | 4.2 | 25 | E395M5 |
| 6 | 1.00 | 80 | 15 | 6.0 | 4.9 | 8 | 3 | 5 | 30 | E395M6 |
| 8 | 1.25 | 90 | 18 | 8.0 | 6.2 | 9 | 3 | 6.8 | 35 | E395M8 |
| 10 | 1.50 | 100 | 20 | 10.0 | 8.0 | 11 | 3 | 8.5 | 39 | E395M10 |
| 12 | 1.75 | 110 | 23 | 9.0 | 7.0 | 10 | 3 | 10.3 | | E395M12 |
| 14 | 2.00 | 110 | 25 | 11.0 | 9.0 | 12 | 3 | 12 | | E395M14 |
| 16 | 2.00 | 110 | 25 | 12.0 | 9.0 | 12 | 3 | 14 | | E395M16 |
| 18 | 2.50 | 125 | 30 | 14.0 | 11.0 | 14 | 4 | 15.5 | | E395M18 |
| 20 | 2.50 | 140 | 30 | 16.0 | 12.0 | 15 | 4 | 17.5 | | E395M20 |

# E396

- Machine Tap, Red Shark
- Tarauds machine, Shark bague rouge
- Maschinen-Gewindebohrer, Rotring, Shark
- Machos de máquina Shark (Anillo Rojo)
- Machinetappen, Shark Roodring
- Macho de Máq., Vermelho Shark

NEW
2009.02




## E396




■ 1.4 1.5
● 1.6 4.2 5.2

| M | P mm | $l_1$ mm | $l_2$ mm | $d_2$ Ø mm | a mm | $l_3$ mm | z | | $l_4$ mm | e-Code |
|---|---|---|---|---|---|---|---|---|---|---|
| 3 | 0.50 | 56 | 9 | 3.5 | 2.7 | 6 | 3 | 2.5 | 18 | E396M3 |
| 4 | 0.70 | 63 | 12 | 4.5 | 3.4 | 6 | 3 | 3.3 | 21 | E396M4 |
| 5 | 0.80 | 70 | 13 | 6.0 | 4.9 | 8 | 3 | 4.2 | 25 | E396M5 |
| 6 | 1.00 | 80 | 15 | 6.0 | 4.9 | 8 | 3 | 5 | 30 | E396M6 |
| 8 | 1.25 | 90 | 18 | 8.0 | 6.2 | 9 | 3 | 6.8 | 35 | E396M8 |
| 10 | 1.50 | 100 | 20 | 10.0 | 8.0 | 11 | 3 | 8.5 | 39 | E396M10 |
| 12 | 1.75 | 110 | 23 | 9.0 | 7.0 | 10 | 3 | 10.3 | | E396M12 |
| 14 | 2.00 | 110 | 25 | 11.0 | 9.0 | 12 | 3 | 12 | | E396M14 |
| 16 | 2.00 | 110 | 25 | 12.0 | 9.0 | 12 | 3 | 14 | | E396M16 |
| 18 | 2.50 | 125 | 30 | 14.0 | 11.0 | 14 | 4 | 15.5 | | E396M18 |
| 20 | 2.50 | 140 | 30 | 16.0 | 12.0 | 15 | 4 | 17.5 | | E396M20 |

# E324 / E326

- Machine Tap, Black Shark
- Tarauds machine, Shark bague noire
- Maschinen-Gewindebohrer, Schwarzring, Shark
- Machos de máquina Shark (Anillo Negro)
- Machinetappen, Shark Zwartring
- Macho de Máq., Preto Shark




## E324

M | HSCo XP | TiAlN | DIN | 6H | 2.5xD | B 3.5 - 5

■ 1.5 1.6 4.2 4.3
● 5.2 5.3 7.4 9.1

| M | P mm | $l_1$ mm | $l_2$ mm | $d_2$ Ø mm | a mm | $l_3$ mm | z | ↔ | $l_4$ mm | e-Code |
|---|---|---|---|---|---|---|---|---|---|---|
| **3** | 0.50 | 63 | 12 | 4.5 | 3.4 | 6 | 3 | 2.6 | 21 | **E324M3** |
| **4** | 0.70 | 70 | 13 | 6.0 | 4.9 | 8 | 3 | 3.4 | 25 | **E324M4** |
| **5** | 0.80 | 80 | 15 | 6.0 | 4.9 | 8 | 3 | 4.3 | 30 | **E324M5** |
| **6** | 1.00 | 90 | 18 | 8.0 | 6.2 | 9 | 3 | 5.1 | 35 | **E324M6** |
| **8** | 1.25 | 100 | 20 | 10.0 | 8.0 | 11 | 3 | 6.9 | 39 | **E324M8** |
| **10** | 1.50 | 100 | 20 | 10.0 | 8.0 | 11 | 3 | 8.7 | 39 | **E324M10** |

## E326

M | HSCo XP | TiAlN | DIN 376 | 6H | 2.5xD | B 3.5 - 5

■ 1.5 1.6 4.2 4.3
● 5.2 5.3 7.4 9.1

| M | P mm | $l_1$ mm | $l_2$ mm | $d_2$ Ø mm | a mm | $l_3$ mm | z | ↔ | e-Code |
|---|---|---|---|---|---|---|---|---|---|
| **12** | 1.75 | 110 | 23 | 9.0 | 7.0 | 10 | 4 | 10.3 | **E326M12** |

# E344 / E345

- Machine Tap, Blue Shark
- Tarauds machine, Shark bague bleue
- Maschinen-Gewindebohrer, Blauring, Shark
- Machos de máquina Shark (Anillo Azul)
- Machinetappen, Shark Blauwring
- Macho de Máq., Azul Shark




L300
391

## E344

M | HSCo | ST | DIN 371 | 6H | 2.5xD | B 3.5 - 5

■ 2.1 2.2 2.3 2.4
● 1.5 1.6

| M | P mm | $l_1$ mm | $l_2$ mm | $d_2$ Ø mm | a mm | $l_3$ mm | z | | $l_4$ mm | e-Code |
|---|---|---|---|---|---|---|---|---|---|---|
| 3 | 0.50 | 56 | 9 | 3.5 | 2.7 | 6 | 3 | 2.5 | 18 | E344M3 |
| 4 | 0.70 | 63 | 12 | 4.5 | 3.4 | 6 | 3 | 3.3 | 21 | E344M4 |
| 5 | 0.80 | 70 | 13 | 6.0 | 4.9 | 8 | 3 | 4.2 | 25 | E344M5 |
| 6 | 1.00 | 80 | 15 | 6.0 | 4.9 | 8 | 3 | 5 | 30 | E344M6 |
| 8 | 1.25 | 90 | 18 | 8.0 | 6.2 | 9 | 3 | 6.8 | 35 | E344M8 |
| 10 | 1.50 | 100 | 20 | 10.0 | 8.0 | 11 | 3 | 8.5 | 39 | E344M10 |




## E345

M | HSCo | ST | DIN 376 | 6H | 2.5xD | B 3.5 - 5

■ 2.1 2.2 2.3
● 1.5 1.6

| M | P mm | $l_1$ mm | $l_2$ mm | $d_2$ Ø mm | a mm | $l_3$ mm | z | | e-Code |
|---|---|---|---|---|---|---|---|---|---|
| 12 | 1.75 | 110 | 23 | 9 | 7.0 | 10 | 4 | 10.3 | E345M12 |
| 14 | 2.00 | 110 | 25 | 11 | 9.0 | 12 | 4 | 12 | E345M14 |
| 16 | 2.00 | 110 | 25 | 12 | 9.0 | 12 | 4 | 14 | E345M16 |
| 18 | 2.50 | 125 | 30 | 14 | 11.0 | 14 | 4 | 15.5 | E345M18 |
| 20 | 2.50 | 140 | 30 | 16 | 12.0 | 15 | 4 | 17.5 | E345M20 |
| 22 | 2.50 | 140 | 34 | 18 | 14.5 | 17 | 4 | 19.5 | E345M22 |
| 24 | 3.00 | 160 | 38 | 18 | 14.5 | 17 | 4 | 21 | E345M24 |
| 27 | 3.00 | 160 | 38 | 20 | 16.0 | 19 | 4 | 24 | E345M27 |
| 30 | 3.50 | 180 | 45 | 22 | 18.0 | 21 | 4 | 26.5 | E345M30 |

# E448 / E449

- Machine Tap, Green Shark
- Tarauds machine, Shark bague verte
- Maschinen-Gewindebohrer, Grünring, Shark
- Machos de máquina Shark (Anillo Verde)
- Machinetappen, Shark Groenring
- Macho de Máq., Verde Shark




## E448

M | HSCo | ZrN | DIN 371 | 6H | 2.5xD | B 3.5 - 5

■ 1.1 1.2 1.3 4.1 5.1 6.2 6.3 7.1 7.2 7.3 8.1

● 6.1 7.4

| M | P mm | $l_1$ mm | $l_2$ mm | $d_2$ Ø mm | a mm | $l_3$ mm | z | ↔ | $l_4$ mm | e-Code |
|---|---|---|---|---|---|---|---|---|---|---|
| 3 | 0.50 | 56 | 9 | 3.5 | 2.7 | 6 | 2 | 2.5 | 18 | E448M3 |
| 4 | 0.70 | 63 | 12 | 4.5 | 3.4 | 6 | 2 | 3.3 | 21 | E448M4 |
| 5 | 0.80 | 70 | 13 | 6.0 | 4.9 | 8 | 2 | 4.2 | 25 | E448M5 |
| 6 | 1.00 | 80 | 15 | 6.0 | 4.9 | 8 | 3 | 5 | 30 | E448M6 |
| 8 | 1.25 | 90 | 18 | 8.0 | 6.2 | 9 | 3 | 6.8 | 35 | E448M8 |
| 10 | 1.50 | 100 | 20 | 10.0 | 8.0 | 11 | 3 | 8.5 | 39 | E448M10 |




## E449

M | HSCo | ZrN | DIN 376 | 6H | 2.5xD | B 3.5 - 5

■ 1.1 1.2 1.3 4.1 5.1 6.2 6.3 7.1 7.2 7.3 8.1

● 6.1 7.4

| M | P mm | $l_1$ mm | $l_2$ mm | $d_2$ Ø mm | a mm | $l_3$ mm | z | ↔ | e-Code |
|---|---|---|---|---|---|---|---|---|---|
| 12 | 1.75 | 110 | 23 | 9 | 7.0 | 10 | 3 | 10.3 | E449M12 |
| 14 | 2.00 | 110 | 25 | 11 | 9.0 | 12 | 4 | 12 | E449M14 |
| 16 | 2.00 | 110 | 25 | 12 | 9.0 | 12 | 4 | 14 | E449M16 |

# E454 / E455

- Machine Tap, Blue Shark
- Tarauds machine, Shark bague bleue
- Maschinen-Gewindebohrer, Blauring, Shark
- Machos de máquina Shark (Anillo Azul)
- Machinetappen, Shark Blauwring
- Macho de Máq., Azul Shark




## E454

M | HSCo | TiCN | DIN 371 | 6H | 2.5xD | B 3.5 - 5

■ 2.1 2.2 2.3 2.4 4.1 4.2 5.1 5.2

● 1.5 1.6

| M | P mm | $l_1$ mm | $l_2$ mm | $d_2$ Ø mm | a mm | $l_3$ mm | z | ↔ | $l_4$ mm | e-Code |
|---|---|---|---|---|---|---|---|---|---|---|
| 3 | 0.50 | 56 | 9 | 3.5 | 2.7 | 6 | 3 | 2.5 | 18 | E454M3 |
| 4 | 0.70 | 63 | 12 | 4.5 | 3.4 | 6 | 3 | 3.3 | 21 | E454M4 |
| 5 | 0.80 | 70 | 13 | 6.0 | 4.9 | 8 | 3 | 4.2 | 25 | E454M5 |
| 6 | 1.00 | 80 | 15 | 6.0 | 4.9 | 8 | 3 | 5 | 30 | E454M6 |
| 8 | 1.25 | 90 | 18 | 8.0 | 6.2 | 9 | 3 | 6.8 | 35 | E454M8 |
| 10 | 1.50 | 100 | 20 | 10.0 | 8.0 | 11 | 3 | 8.5 | 39 | E454M10 |




## E455

M | HSCo | TiCN | DIN 376 | 6H | 2.5xD | B 3.5 - 5

■ 2.1 2.2 2.3 4.1 4.2 5.1 5.2

● 1.5 1.6

| M | P mm | $l_1$ mm | $l_2$ mm | $d_2$ Ø mm | a mm | $l_3$ mm | z | ↔ | e-Code |
|---|---|---|---|---|---|---|---|---|---|
| 12 | 1.75 | 110 | 23 | 9 | 7.0 | 10 | 4 | 10.3 | E455M12 |
| 14 | 2.00 | 110 | 25 | 11 | 9.0 | 12 | 4 | 12 | E455M14 |
| 16 | 2.00 | 110 | 25 | 12 | 9.0 | 12 | 4 | 14 | E455M16 |
| 18 | 2.50 | 125 | 30 | 14 | 11.0 | 14 | 4 | 15.5 | E455M18 |
| 20 | 2.50 | 140 | 30 | 16 | 12.0 | 15 | 4 | 17.5 | E455M20 |

# E358 / E359

- Machine Tap, Green Shark
- Tarauds machine, Shark bague verte
- Maschinen-Gewindebohrer, Grünring, Shark
- Machos de máquina Shark (Anillo Verde)
- Machinetappen, Shark Groenring
- Macho de Máq., Verde Shark




L300
391

## E358

M | HSCo | DIN 371 | 6H | 2.5xD | B 3.5 - 5

■ 6.2 6.3 7.1 7.2 7.3 8.1
● 1.1 1.2 1.3 6.1 7.4

| M | P mm | $l_1$ mm | $l_2$ mm | $d_2$ Ø mm | a mm | $l_3$ mm | z | ↔ | $l_4$ mm | e-Code |
|---|---|---|---|---|---|---|---|---|---|---|
| 3 | 0.50 | 56 | 9 | 3.5 | 2.7 | 6 | 2 | 2.5 | 18 | E358M3 |
| 4 | 0.70 | 63 | 12 | 4.5 | 3.4 | 6 | 2 | 3.3 | 21 | E358M4 |
| 5 | 0.80 | 70 | 13 | 6.0 | 4.9 | 8 | 2 | 4.2 | 25 | E358M5 |
| 6 | 1.00 | 80 | 15 | 6.0 | 4.9 | 8 | 3 | 5 | 30 | E358M6 |
| 8 | 1.25 | 90 | 18 | 8.0 | 6.2 | 9 | 3 | 6.8 | 35 | E358M8 |
| 10 | 1.50 | 100 | 20 | 10.0 | 8.0 | 11 | 3 | 8.5 | 39 | E358M10 |




## E359

M | HSCo | DIN 376 | 6H | 2.5xD | B 3.5 - 5

■ 6.2 6.3 7.1 7.2 7.3 8.1
● 1.1 1.2 1.3 6.1 7.4

| M | P mm | $l_1$ mm | $l_2$ mm | $d_2$ Ø mm | a mm | $l_3$ mm | z | ↔ | e-Code |
|---|---|---|---|---|---|---|---|---|---|
| 12 | 1.75 | 110 | 23 | 9 | 7.0 | 10 | 3 | 10.3 | E359M12 |
| 14 | 2.00 | 110 | 25 | 11 | 9.0 | 12 | 4 | 12 | E359M14 |
| 16 | 2.00 | 110 | 25 | 12 | 9.0 | 12 | 4 | 14 | E359M16 |

# E214

- Machine Tap
- Tarauds machine
- Maschinen-Gewindebohrer
- Machos de máquina
- Machinetappen
- Macho de Máquina



## E214




■ 1.2 1.3 1.4

● 1.1 1.5 3.1 3.2 3.3 3.4 4.1 4.3 5.1 5.2 6.1 6.2 6.3 7.1 7.2 7.3 7.4 8.1

| M | P mm | $l_1$ mm | $l_2$ mm | $d_2$ Ø mm | a mm | $l_3$ mm | z | | $l_4$ mm | e-Code |
|---|---|---|---|---|---|---|---|---|---|---|
| **2** | 0.40 | 50 | 6 | 2.8 | 2.1 | 5 | 3 | 1.6 | 9 | **E214M2** |
| **2.5** | 0.45 | 50 | 8 | 2.8 | 2.1 | 5 | 3 | 2.1 | 12.5 | **E214M2.5** |
| **3** | 0.50 | 56 | 9 | 3.5 | 2.7 | 6 | 3 | 2.5 | 18 | **E214M3** |
| **3.5** | 0.60 | 56 | 11 | 4.0 | 3.0 | 6 | 3 | 2.9 | 20 | **E214M3.5** |
| **4** | 0.70 | 63 | 12 | 4.5 | 3.4 | 6 | 3 | 3.3 | 21 | **E214M4** |
| **4.5** | 0.75 | 70 | 13 | 6.0 | 4.9 | 6 | 3 | 3.8 | 25 | **E214M4.5** |
| **5** | 0.80 | 70 | 13 | 6.0 | 4.9 | 8 | 3 | 4.2 | 25 | **E214M5** |
| **6** | 1.00 | 80 | 15 | 6.0 | 4.9 | 8 | 3 | 5 | 30 | **E214M6** |
| **7** | 1.00 | 80 | 15 | 7.0 | 5.5 | 8 | 3 | 6 | 30 | **E214M7** |
| **8** | 1.25 | 90 | 18 | 8.0 | 6.2 | 9 | 3 | 6.8 | 35 | **E214M8** |
| **10** | 1.50 | 100 | 20 | 10.0 | 8.0 | 11 | 3 | 8.5 | 39 | **E214M10** |

# E265

- Machine Tap
- Maschinen-Gewindebohrer
- Machinetappen
- Tarauds machine
- Machos de máquina
- Macho de Máquina



## E265




■ 1.2 1.3 1.4

● 1.1 1.5 3.1 3.2 3.3 3.4 4.1 4.3 5.1 5.2 6.1 6.2 6.3 7.1 7.2 7.3 7.4 8.1

| M | P mm | $l_1$ mm | $l_2$ mm | $d_2$ Ø mm | a mm | $l_3$ mm | z | ↔ | e-Code |
|---|---|---|---|---|---|---|---|---|---|
| **3** | 0.50 | 56 | 10 | 2.2 | - | - | 3 | 2.5 | **E265M3** |
| **4** | 0.70 | 63 | 12 | 2.8 | 2.1 | 5 | 3 | 3.3 | **E265M4** |
| **5** | 0.80 | 70 | 13 | 3.5 | 2.7 | 6 | 3 | 4.2 | **E265M5** |
| **6** | 1.00 | 80 | 15 | 4.5 | 3.4 | 6 | 3 | 5 | **E265M6** |
| **8** | 1.25 | 90 | 18 | 6.0 | 4.9 | 8 | 3 | 6.8 | **E265M8** |
| **10** | 1.50 | 100 | 20 | 7.0 | 5.5 | 8 | 3 | 8.5 | **E265M10** |
| **12** | 1.75 | 110 | 23 | 9.0 | 7.0 | 10 | 3 | 10.3 | **E265M12** |
| **14** | 2.00 | 110 | 25 | 11.0 | 9.0 | 12 | 3 | 12 | **E265M14** |
| **16** | 2.00 | 110 | 25 | 12.0 | 9.0 | 12 | 3 | 14 | **E265M16** |
| **18** | 2.50 | 125 | 30 | 14.0 | 11.0 | 14 | 3 | 15.5 | **E265M18** |
| **20** | 2.50 | 140 | 30 | 16.0 | 12.0 | 15 | 3 | 17.5 | **E265M20** |
| **22** | 2.50 | 140 | 34 | 18.0 | 14.5 | 17 | 4 | 19.5 | **E265M22** |
| **24** | 3.00 | 160 | 38 | 18.0 | 14.5 | 17 | 4 | 21 | **E265M24** |
| **27** | 3.00 | 160 | 38 | 20.0 | 16.0 | 19 | 4 | 24 | **E265M27** |
| **30** | 3.50 | 180 | 45 | 22.0 | 18.0 | 21 | 4 | 26.5 | **E265M30** |

# E216 / E266

DORMER

- Machine Tap, Interrupted Threads
- Tarauds machine
- Maschinen-Gewindebohrer, ausgesetzte Zähne
- Machos de máquina, dientes alternos
- Machinetappen, onderbroken draad
- Macho de Máq., Filetes Interrompidos




## E216




■ 1.2 1.3 1.4

● 1.1 1.5 3.1 3.2 3.3 3.4 4.1 4.3 5.1 5.2 6.1 6.2 6.3 7.1 7.2 7.3 7.4 8.1

| M | P mm | $l_1$ mm | $l_2$ mm | $d_2$ Ø mm | a mm | $l_3$ mm | z | | $l_4$ mm | e-Code |
|---|---|---|---|---|---|---|---|---|---|---|
| 3 | 0.50 | 56 | 9 | 3.5 | 2.7 | 6 | 3 | 2.5 | 18 | E216M3 |
| 4 | 0.70 | 63 | 12 | 4.5 | 3.4 | 6 | 3 | 3.3 | 21 | E216M4 |
| 5 | 0.80 | 70 | 13 | 6.0 | 4.9 | 8 | 3 | 4.2 | 25 | E216M5 |
| 6 | 1.00 | 80 | 15 | 6.0 | 4.9 | 8 | 3 | 5 | 30 | E216M6 |
| 8 | 1.25 | 90 | 18 | 8.0 | 6.2 | 9 | 3 | 6.8 | 35 | E216M8 |
| 10 | 1.50 | 100 | 20 | 10.0 | 8.0 | 11 | 3 | 8.5 | 39 | E216M10 |




## E266




■ 1.2 1.3 1.4

● 1.1 1.5 3.1 3.2 3.3 3.4 4.1 4.3 5.1 5.2 6.1 6.2 6.3 7.1 7.2 7.3 7.4 8.1

| M | P mm | $l_1$ mm | $l_2$ mm | $d_2$ Ø mm | a mm | $l_3$ mm | z | | e-Code |
|---|---|---|---|---|---|---|---|---|---|
| 12 | 1.75 | 110 | 23 | 9 | 7.0 | 10 | 3 | 10.3 | E266M12 |
| 14 | 2.00 | 110 | 25 | 11 | 9.0 | 12 | 3 | 12 | E266M14 |
| 16 | 2.00 | 110 | 25 | 12 | 9.0 | 12 | 3 | 14 | E266M16 |
| 18 | 2.50 | 125 | 30 | 14 | 11.0 | 14 | 3 | 15.5 | E266M18 |
| 20 | 2.50 | 140 | 30 | 16 | 12.0 | 15 | 3 | 17.5 | E266M20 |
| 22 | 2.50 | 140 | 34 | 18 | 14.5 | 17 | 4 | 19.5 | E266M22 |
| 24 | 3.00 | 160 | 38 | 18 | 14.5 | 17 | 4 | 21 | E266M24 |

# E422 / E423

- Machine Tap, Interrupted Threads
- Tarauds machine
- Maschinen-Gewindebohrer, ausgesetzte Zähne
- Machos de máquina, dientes alternos
- Machinetappen, onderbroken draad
- Macho de Máq., Filetes Interrompidos




## E422

M | HSCo | TiN | DIN 371 | 6H | 3xD | B 3.5 - 5

■ 1.2 1.3 1.4

● 1.1 1.5 3.1 3.2 3.3 3.4 4.1 4.3 5.1 5.2 6.1 6.2 6.3 7.1 7.2 7.3 7.4 8.1

| M | P mm | $l_1$ mm | $l_2$ mm | $d_2$ Ø mm | a mm | $l_3$ mm | z | ↔ | $l_4$ mm | e-Code |
|---|---|---|---|---|---|---|---|---|---|---|
| 3 | 0.50 | 56 | 9 | 3.5 | 2.7 | 6 | 3 | 2.5 | 18 | E422M3 |
| 4 | 0.70 | 63 | 12 | 4.5 | 3.4 | 6 | 3 | 3.3 | 21 | E422M4 |
| 5 | 0.80 | 70 | 13 | 6.0 | 4.9 | 8 | 3 | 4.2 | 25 | E422M5 |
| 6 | 1.00 | 80 | 15 | 6.0 | 4.9 | 8 | 3 | 5 | 30 | E422M6 |
| 8 | 1.25 | 90 | 18 | 8.0 | 6.2 | 9 | 3 | 6.8 | 35 | E422M8 |
| 10 | 1.50 | 100 | 20 | 10.0 | 8.0 | 11 | 3 | 8.5 | 39 | E422M10 |




## E423

M | HSCo | TiN | DIN 376 | 6H | 3xD | B 3.5 - 5

■ 1.2 1.3 1.4

● 1.1 1.5 3.1 3.2 3.3 3.4 4.1 4.3 5.1 5.2 6.1 6.2 6.3 7.1 7.2 7.3 7.4 8.1

| M | P mm | $l_1$ mm | $l_2$ mm | $d_2$ Ø mm | a mm | $l_3$ mm | z | ↔ | e-Code |
|---|---|---|---|---|---|---|---|---|---|
| 12 | 1.75 | 110 | 23 | 9 | 7.0 | 10 | 3 | 10.3 | E423M12 |
| 14 | 2.00 | 110 | 25 | 11 | 9.0 | 12 | 3 | 12 | E423M14 |
| 16 | 2.00 | 110 | 25 | 12 | 9.0 | 12 | 3 | 14 | E423M16 |
| 18 | 2.50 | 125 | 30 | 14 | 11.0 | 14 | 3 | 15.5 | E423M18 |
| 20 | 2.50 | 140 | 30 | 16 | 12.0 | 15 | 3 | 17.5 | E423M20 |
| 22 | 2.50 | 140 | 34 | 18 | 14.5 | 17 | 4 | 19.5 | E423M22 |
| 24 | 3.00 | 160 | 38 | 18 | 14.5 | 17 | 4 | 21 | E423M24 |

# E616

- Machine Tap, Extra Long
- Taraud machine, Extra Long
- Maschinegewindebohrer, extra lang
- Macho máquina Extra largo
- Machinetap, extra lang
- Macho de Máquina- Extra Longa

NEW
2008.09




## E616




■ 1.1 1.2 1.3 1.4 1.5 6.1 6.3

● 1.6 2.1 2.2 2.3 3.1 3.2 3.3 3.4 4.2 5.2 6.2 7.1

| M | P mm | $l_1$ mm | $l_2$ mm | $d_2$ Ø mm | a mm | $l_3$ mm | z | ↔ | $l_4$ mm | e-Code |
|---|---|---|---|---|---|---|---|---|---|---|
| 3 | 0.50 | 112 | 9 | 3.5 | 2.7 | 6 | 3 | 2.5 | 18 | E616M3 |
| 4 | 0.70 | 112 | 12 | 4.5 | 3.4 | 6 | 3 | 3.3 | 21 | E616M4 |
| 5 | 0.80 | 125 | 13 | 6.0 | 4.9 | 8 | 3 | 4.2 | 25 | E616M5 |
| 6 | 1.00 | 125 | 15 | 6.0 | 4.9 | 8 | 3 | 5 | 30 | E616M6 |
| 8 | 1.25 | 140 | 18 | 8.0 | 6.2 | 9 | 3 | 6.8 | 40 | E616M8 |
| 10 | 1.50 | 160 | 20 | 10.0 | 8.0 | 11 | 3 | 8.5 | 50 | E616M10 |
| 12 | 1.75 | 180 | 23 | 9.0 | 7.0 | 10 | 3 | 10.2 | | E616M12 |
| 14 | 2.00 | 180 | 25 | 11.0 | 9.0 | 12 | 3 | 12 | | E616M14 |
| 16 | 2.00 | 200 | 25 | 12.0 | 9.0 | 12 | 3 | 14 | | E616M16 |
| 20 | 2.50 | 224 | 30 | 16 | 12.0 | 15 | 4 | 17.5 | | E616M20 |

# E215

- Machine Tap
- Maschinen-Gewindebohrer
- Machinetappen
- Tarauds machine
- Machos de máquina
- Macho de Máquina




## E215




■ 1.2 8.1

● 1.1 1.3 5.1 7.1 7.2

| M | P mm | $l_1$ mm | $l_2$ mm | $d_2$ Ø mm | a mm | $l_3$ mm | z | ↔ | $l_4$ mm | e-Code |
|---|---|---|---|---|---|---|---|---|---|---|
| **2** | 0.40 | 45 | 6 | 2.8 | 2.1 | 5 | 2 | 1.6 | 9 | **E215M2** |
| **2.5** | 0.45 | 50 | 8 | 2.8 | 2.1 | 5 | 2 | 2.05 | 12.5 | **E215M2.5** |
| **3** | 0.50 | 56 | 9 | 3.5 | 2.7 | 6 | 2 | 2.5 | 18 | **E215M3** |
| **3.5** | 0.60 | 56 | 11 | 4.0 | 3.0 | 6 | 2 | 2.9 | 20 | **E215M3.5** |
| **4** | 0.70 | 63 | 12 | 4.5 | 3.4 | 6 | 2 | 3.3 | 21 | **E215M4** |
| **5** | 0.80 | 70 | 13 | 6.0 | 4.9 | 8 | 3 | 4.2 | 25 | **E215M5** |
| **6** | 1.00 | 80 | 15 | 6.0 | 4.9 | 8 | 3 | 5 | 30 | **E215M6** |
| **8** | 1.25 | 90 | 18 | 8.0 | 6.2 | 9 | 3 | 6.8 | 35 | **E215M8** |
| **10** | 1.50 | 100 | 20 | 10.0 | 8.0 | 11 | 3 | 8.5 | 39 | **E215M10** |

# E197 / E247

DORMER

- Machine Tap
- Maschinen-Gewindebohrer
- Machinetappen
- Tarauds machine
- Machos de máquina
- Macho de Máquina




## E197




■ 1.2 1.3 1.4

● 1.1 1.5 3.1 3.2 3.3 3.4 4.1 4.3 5.1 5.2 6.1 6.2 6.3 7.1 7.2 7.3 7.4 8.1

| M | P mm | $l_1$ mm | $l_2$ mm | $d_2$ Ø mm | a mm | $l_3$ mm | z | ↔ | $l_4$ mm | e-Code |
|---|---|---|---|---|---|---|---|---|---|---|
| 3 | 0.50 | 56 | 9 | 3.5 | 2.7 | 6 | 3 | 2.5 | 18 | E197M3 |
| 4 | 0.70 | 63 | 12 | 4.5 | 3.4 | 6 | 3 | 3.3 | 21 | E197M4 |
| 5 | 0.80 | 70 | 13 | 6.0 | 4.9 | 8 | 3 | 4.2 | 25 | E197M5 |
| 6 | 1.00 | 80 | 15 | 6.0 | 4.9 | 8 | 3 | 5 | 30 | E197M6 |
| 8 | 1.25 | 90 | 18 | 8.0 | 6.2 | 9 | 3 | 6.8 | 35 | E197M8 |
| 10 | 1.50 | 100 | 20 | 10.0 | 8.0 | 11 | 3 | 8.5 | 39 | E197M10 |




## E247




■ 1.2 1.3 1.4

● 1.1 1.5 3.1 3.2 3.3 3.4 4.1 4.3 5.1 5.2 6.1 6.2 6.3 7.1 7.2 7.3 7.4 8.1

| M | P mm | $l_1$ mm | $l_2$ mm | $d_2$ Ø mm | a mm | $l_3$ mm | z | ↔ | e-Code |
|---|---|---|---|---|---|---|---|---|---|
| 12 | 1.75 | 110 | 23 | 9 | 7 | 10 | 3 | 10.3 | E247M12 |
| 14 | 2.00 | 110 | 25 | 11 | 9 | 12 | 3 | 12 | E247M14 |
| 16 | 2.00 | 110 | 25 | 12 | 9 | 12 | 3 | 14 | E247M16 |
| 18 | 2.50 | 125 | 30 | 14 | 11 | 14 | 3 | 15.5 | E247M18 |
| 20 | 2.50 | 140 | 30 | 16 | 12 | 15 | 3 | 17.5 | E247M20 |

# E235 / E236

- Machine Tap, Left Hand Spiral
- Taraud machine, Hélice à gauche
- Maschinegewindebohrer mit Links-Spirale
- Macho máquina ,Hélice a izquierdas
- Machinetap met linkse spiraal
- Macho de Máquina - hélice à esquerda




## E235

M | HSCo | DIN 371 | 6H | 2xD | A 6 - 8 | 15°

■ 1.3 1.4

● 1.2 1.5 7.2 7.3

| M | P mm | $l_1$ mm | $l_2$ mm | $d_2$ Ø mm | a mm | $l_3$ mm | z | ↔ | $l_4$ mm | e-Code |
|---|---|---|---|---|---|---|---|---|---|---|
| 3 | 0.50 | 56 | 9 | 3.5 | 2.7 | 6 | 3 | 2.5 | 18 | E235M3 |
| 4 | 0.70 | 63 | 12 | 4.5 | 3.4 | 6 | 3 | 3.3 | 21 | E235M4 |
| 5 | 0.80 | 70 | 13 | 6.0 | 4.9 | 8 | 3 | 4.2 | 25 | E235M5 |
| 6 | 1.00 | 80 | 15 | 6.0 | 4.9 | 8 | 3 | 5 | 30 | E235M6 |
| 8 | 1.25 | 90 | 18 | 8.0 | 6.2 | 9 | 3 | 6.8 | 35 | E235M8 |
| 10 | 1.50 | 100 | 20 | 10.0 | 8.0 | 11 | 3 | 8.5 | 39 | E235M10 |




## E236

M | HSCo | DIN 376 | 6H | 2xD | A 6 - 8 | 15°

■ 1.3 1.4

● 1.2 1.5 7.2 7.3

| M | P mm | $l_1$ mm | $l_2$ mm | $d_2$ Ø mm | a mm | $l_3$ mm | z | ↔ | e-Code |
|---|---|---|---|---|---|---|---|---|---|
| 12 | 1.75 | 110 | 23 | 9.0 | 7.0 | 10 | 3 | 10.3 | E236M12 |
| 14 | 2.00 | 110 | 25 | 11.0 | 9.0 | 12 | 3 | 12 | E236M14 |
| 16 | 2.00 | 110 | 25 | 12.0 | 9.0 | 12 | 3 | 14 | E236M16 |
| 18 | 2.50 | 125 | 30 | 14.0 | 11.0 | 14 | 4 | 15.5 | E236M18 |
| 20 | 2.50 | 140 | 30 | 16.0 | 12.0 | 15 | 4 | 17.5 | E236M20 |
| 24 | 3.00 | 160 | 38 | 18.0 | 14.5 | 17 | 4 | 21 | E236M24 |

# E350 / E351

- Machine Tap, Yellow Shark
- Tarauds machine, Shark bague jaune
- Maschinen-Gewindebohrer, Gelbring, Shark
- Machos de máquina Shark (Anillo Amarillo)
- Machinetappen, Shark Geelring
- Macho de Máq., Amarelo Shark




L300
391

## E350

M | HSCo | Cr | DIN 371 | 6H | 2xD | C 2 - 3 | 40°

■ 1.1 1.2 1.3 6.1 6.3
● 1.4 1.5 6.2

| M | P mm | $l_1$ mm | $l_2$ mm | $d_2$ Ø mm | a mm | $l_3$ mm | z | | $l_4$ mm | e-Code |
|---|---|---|---|---|---|---|---|---|---|---|
| 3 | 0.50 | 56 | 6 | 3.5 | 2.7 | 6 | 3 | 2.5 | 18 | E350M3 |
| 4 | 0.70 | 63 | 7 | 4.5 | 3.4 | 6 | 3 | 3.3 | 21 | E350M4 |
| 5 | 0.80 | 70 | 8 | 6.0 | 4.9 | 8 | 3 | 4.2 | 25 | E350M5 |
| 6 | 1.00 | 80 | 10 | 6.0 | 4.9 | 8 | 3 | 5 | 30 | E350M6 |
| 8 | 1.25 | 90 | 13 | 8.0 | 6.2 | 9 | 3 | 6.8 | 35 | E350M8 |
| 10 | 1.50 | 100 | 15 | 10.0 | 8.0 | 11 | 3 | 8.5 | 39 | E350M10 |




## E351

M | HSCo | Cr | DIN 376 | 6H | 2xD | C 2 - 3 | 40°

■ 1.1 1.2 1.3 6.1 6.3
● 1.4 1.5 6.2

| M | P mm | $l_1$ mm | $l_2$ mm | $d_2$ Ø mm | a mm | $l_3$ mm | z | | e-Code |
|---|---|---|---|---|---|---|---|---|---|
| 12 | 1.75 | 110 | 18 | 9 | 7 | 10 | 3 | 10.3 | E351M12 |
| 14 | 2.00 | 110 | 20 | 11 | 9 | 12 | 3 | 12 | E351M14 |
| 16 | 2.00 | 110 | 20 | 12 | 9 | 12 | 4 | 14 | E351M16 |
| 18 | 2.50 | 125 | 25 | 14 | 11 | 14 | 4 | 15.5 | E351M18 |
| 20 | 2.50 | 140 | 25 | 16 | 12 | 15 | 4 | 17.5 | E351M20 |
| 22 | 2.50 | 140 | 25 | 18 | 14.5 | 17 | 4 | 19.5 | E351M22 |
| 24 | 3.00 | 160 | 30 | 18 | 14.5 | 17 | 4 | 21 | E351M24 |
| 27 | 3.00 | 160 | 30 | 20 | 16 | 19 | 4 | 24 | E351M27 |
| 30 | 3.50 | 160 | 36 | 22 | 18 | 21 | 4 | 26.5 | E351M30 |

# E213 / E264

- Machine Tap, Yellow Shark, back tapered
- Tarauds machine, Shark bague jaune, conicité arrière
- Maschinen-Gewindebohrer, Gelbring, Shark, abgeflacht
- Machos de máquina Shark (Anillo Amarillo) con rosca achaflanada hacia atras
- Machinetappen, Shark Geelring, achtergeslepen
- Macho de Máq., Amarelo Shark, Saída Cónica




## E213

M | HSCo | TiN | DIN 371 | 6H | 2.5xD | C 2 - 3 | 40°

■ 1.1 1.2 1.3 6.1 6.3
● 1.4 1.5 6.2

| M | P mm | $l_1$ mm | $l_2$ mm | $d_2$ Ø mm | a mm | $l_3$ mm | z | ↔ | $l_4$ mm | e-Code |
|---|---|---|---|---|---|---|---|---|---|---|
| 3 | 0.50 | 56 | 6 | 3.5 | 2.7 | 6 | 3 | 2.5 | 18 | E213M3 |
| 4 | 0.70 | 63 | 7 | 4.5 | 3.4 | 6 | 3 | 3.3 | 21 | E213M4 |
| 5 | 0.80 | 70 | 8 | 6.0 | 4.9 | 8 | 3 | 4.2 | 25 | E213M5 |
| 6 | 1.00 | 80 | 10 | 6.0 | 4.9 | 8 | 3 | 5 | 30 | E213M6 |
| 8 | 1.25 | 90 | 13 | 8.0 | 6.2 | 9 | 3 | 6.8 | 35 | E213M8 |
| 10 | 1.50 | 100 | 15 | 10.0 | 8.0 | 11 | 3 | 8.5 | 39 | E213M10 |




## E264

M | HSCo | TiN | DIN 376 | 6H | 2.5xD | C 2 - 3 | 40°

■ 1.1 1.2 1.3 6.1 6.3
● 1.4 1.5 6.2

| M | P mm | $l_1$ mm | $l_2$ mm | $d_2$ Ø mm | a mm | $l_3$ mm | z | ↔ | e-Code |
|---|---|---|---|---|---|---|---|---|---|
| 12 | 1.75 | 110 | 18 | 9 | 7.0 | 10 | 3 | 10.3 | E264M12 |
| 14 | 2.00 | 110 | 20 | 11 | 9.0 | 12 | 3 | 12 | E264M14 |
| 16 | 2.00 | 110 | 20 | 12 | 9.0 | 12 | 4 | 14 | E264M16 |
| 18 | 2.50 | 125 | 25 | 14 | 11.0 | 14 | 4 | 15.5 | E264M18 |
| 20 | 2.50 | 140 | 25 | 16 | 12.0 | 15 | 4 | 17.5 | E264M20 |
| 22 | 2.50 | 140 | 25 | 18 | 14.5 | 17 | 4 | 19.5 | E264M22 |
| 24 | 3.00 | 160 | 30 | 18 | 14.5 | 17 | 4 | 21 | E264M24 |
| 27 | 3.00 | 160 | 30 | 20 | 16.0 | 19 | 4 | 24 | E264M27 |
| 30 | 3.50 | 180 | 35 | 22 | 18.0 | 21 | 4 | 26.5 | E264M30 |

# E460 / E461

- Machine Tap, Yellow Shark
- Tarauds machine, Shark bague jaune
- Maschinen-Gewindebohrer, Gelbring, Shark
- Machos de máquina Shark (Anillo Amarillo)
- Machinetappen, Shark Geelring
- Macho de Máq., Amarelo Shark

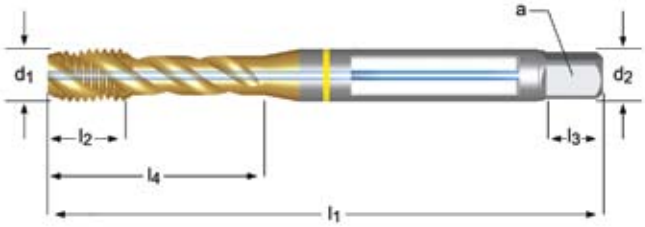


## E460

M | HSCo XP | TiN | DIN 371 | 6H | 2.5xD | C 2 - 3 | 40°

■ 1.1 1.2 1.3 6.1 6.3
● 1.4 1.5 6.2

| M | P mm | $l_1$ mm | $l_2$ mm | $d_2$ Ø mm | a mm | $l_3$ mm | z | | $l_4$ mm | e-Code |
|---|---|---|---|---|---|---|---|---|---|---|
| **6** | 1.00 | 80 | 15 | 6.0 | 4.9 | 8 | 3 | 5 | 30 | **E460M6** |
| **8** | 1.25 | 90 | 22 | 8.0 | 6.2 | 9 | 3 | 6.8 | 35 | **E460M8** |
| **10** | 1.50 | 100 | 24 | 10.0 | 8.0 | 11 | 3 | 8.5 | 39 | **E460M10** |

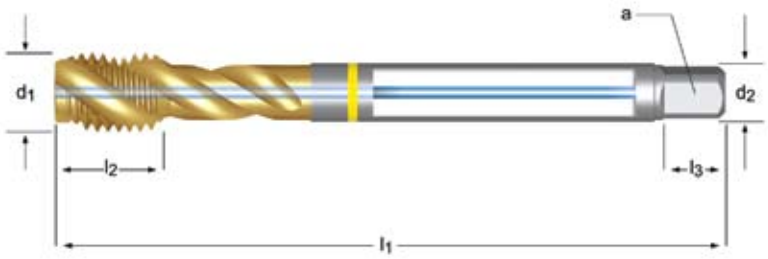


## E461

M | HSCo XP | TiN | DIN 376 | 6H | 2.5xD | C 2 - 3 | 40°

■ 1.1 1.2 1.3 6.1 6.3
● 1.4 1.5 6.2

| M | P mm | $l_1$ mm | $l_2$ mm | $d_2$ Ø mm | a mm | $l_3$ mm | z | | e-Code |
|---|---|---|---|---|---|---|---|---|---|
| **12** | 1.75 | 110 | 18 | 9.0 | 7.0 | 10 | 3 | 10.3 | **E461M12** |
| **14** | 2.00 | 110 | 20 | 11.0 | 9.0 | 12 | 3 | 12 | **E461M14** |
| **16** | 2.00 | 110 | 20 | 12.0 | 9.0 | 12 | 4 | 14 | **E461M16** |
| **20** | 2.50 | 140 | 25 | 16.0 | 12.0 | 15 | 4 | 17.5 | **E461M20** |

# E392 / E393

- Machine Tap, Red Shark, back tapered
- Tarauds Shark rouge pas métrique
- Maschinen-Gewindebohrer, Rotring, Shark, abgeflacht
- Machos de máquina Shark (Anillo Rojo) con rosca achaflanada hacia atras
- Machinetappen, Shark Roodring, achtergeslepen
- Macho de Máq., Vermelho Shark, Saída Cónica

NEW 2009.02

SHARK LINE




## E392

■ 1.4

● 1.5 1.6 4.2 5.2

| M | P mm | $l_1$ mm | $l_2$ mm | $d_2$ Ø mm | a mm | $l_3$ mm | z | ↔ | $l_4$ mm | e-Code |
|---|---|---|---|---|---|---|---|---|---|---|
| 3 | 0.50 | 56 | 6 | 3.5 | 2.7 | 6 | 3 | 2.5 | 18 | E392M3 |
| 4 | 0.70 | 63 | 7 | 4.5 | 3.4 | 6 | 3 | 3.3 | 21 | E392M4 |
| 5 | 0.80 | 70 | 8 | 6.0 | 4.9 | 8 | 3 | 4.2 | 25 | E392M5 |
| 6 | 1.00 | 80 | 10 | 6.0 | 4.9 | 8 | 3 | 5 | 30 | E392M6 |
| 8 | 1.25 | 90 | 13 | 8.0 | 6.2 | 9 | 3 | 6.8 | 35 | E392M8 |
| 10 | 1.50 | 100 | 15 | 10.0 | 8.0 | 11 | 3 | 8.5 | 39 | E392M10 |

NEW 2009.02

SHARK LINE




## E393

■ 1.4

● 1.5 1.6 4.2 5.2

| M | P mm | $l_1$ mm | $l_2$ mm | $d_2$ Ø mm | a mm | $l_3$ mm | z | ↔ | e-Code |
|---|---|---|---|---|---|---|---|---|---|
| 5 | 0.80 | 70 | 8 | 3.5 | 2.7 | 6 | 3 | 4.2 | E393M5 |
| 6 | 1.00 | 80 | 10 | 4.5 | 3.4 | 6 | 3 | 5 | E393M6 |
| 8 | 1.25 | 90 | 13 | 6.0 | 4.9 | 8 | 3 | 6.8 | E393M8 |
| 10 | 1.50 | 100 | 15 | 7.0 | 5.5 | 8 | 3 | 8.5 | E393M10 |
| 12 | 1.75 | 110 | 18 | 9.0 | 7.0 | 10 | 3 | 10.3 | E393M12 |
| 14 | 2.00 | 110 | 20 | 11.0 | 9.0 | 12 | 3 | 12 | E393M14 |
| 16 | 2.00 | 110 | 20 | 12.0 | 9.0 | 12 | 3 | 14 | E393M16 |
| 18 | 2.50 | 125 | 25 | 14.0 | 11.0 | 14 | 4 | 15.5 | E393M18 |
| 20 | 2.50 | 140 | 25 | 16.0 | 12.0 | 15 | 4 | 17.5 | E393M20 |
| 22 | 2.50 | 140 | 25 | 18.0 | 14.5 | 17 | 4 | 19.5 | E393M22 [1] |
| 24 | 3.00 | 160 | 30 | 18.0 | 14.5 | 17 | 4 | 21 | E393M24 [1] |
| 27 | 3.00 | 160 | 30 | 20.0 | 16.0 | 19 | 4 | 24 | E393M27 [1] |
| 30 | 3.50 | 180 | 36 | 22.0 | 18.0 | 21 | 4 | 26.5 | E393M30 [1] |
| 33 | 3.50 | 180 | 36 | 25.0 | 20.0 | 23 | 4 | 29.5 | E393M33 [1] |
| 36 | 4.00 | 200 | 40 | 28.0 | 22.0 | 25 | 4 | 32 | E393M36 [1] |

[1]

# E394

DORMER

- Machine Tap, Red Shark, back tapered
- Tarauds Shark rouge pas métrique Conicité Arrière
- Maschinen-Gewindebohrer, Rotring, Shark, abgeflacht
- Machos de máquina Shark (Anillo Rojo) con rosca achaflanada hacia atras
- Machinetappen, Shark Roodring, achtergeslepen
- Macho de Máq., Vermelho Shark, Saída Cónica

NEW
2009.02

SHARK LINE

## E394

■ 1.4 1.5
● 1.6 4.2 5.2

| M | P mm | $l_1$ mm | $l_2$ mm | $d_2$ Ø mm | a mm | $l_3$ mm | z | ↔ | $l_4$ mm | e-Code |
|---|---|---|---|---|---|---|---|---|---|---|
| 3 | 0.50 | 56 | 6 | 3.5 | 2.7 | 6 | 3 | 2.5 | 18 | E394M3 |
| 4 | 0.70 | 63 | 7 | 4.5 | 3.4 | 6 | 3 | 3.3 | 21 | E394M4 |
| 5 | 0.80 | 70 | 8 | 6.0 | 4.9 | 8 | 3 | 4.2 | 25 | E394M5 |
| 6 | 1.00 | 80 | 10 | 6.0 | 4.9 | 8 | 3 | 5 | 30 | E394M6 |
| 8 | 1.25 | 90 | 13 | 8.0 | 6.2 | 9 | 3 | 6.8 | 35 | E394M8 |
| 10 | 1.50 | 100 | 15 | 10.0 | 8.0 | 11 | 3 | 8.5 | 39 | E394M10 |
| 12 | 1.75 | 110 | 18 | 9.0 | 7.0 | 10 | 3 | 10.3 | | E394M12 |
| 14 | 2.00 | 110 | 20 | 11.0 | 9.0 | 12 | 3 | 12 | | E394M14 |
| 16 | 2.00 | 110 | 20 | 12.0 | 9.0 | 12 | 3 | 14 | | E394M16 |
| 18 | 2.50 | 125 | 25 | 14.0 | 11.0 | 14 | 4 | 15.5 | | E394M18 |
| 20 | 2.50 | 140 | 25 | 16.0 | 12.0 | 15 | 4 | 17.5 | | E394M20 |

# E342 / E343

- Machine Tap, Red Shark
- Tarauds machine, Shark bague rouge
- Maschinen-Gewindebohrer, Rotring, Shark
- Machos de máquina Shark (Anillo Rojo)
- Machinetappen, Shark Roodring
- Macho de Máq., Vermelho Shark




L300
391

## E342

M | HSCo | DIN 371 | 6H | 2xD | C 2 - 3 | 35°

■ 1.4
● 1.5 1.6 4.2 5.2

| M | P mm | $l_1$ mm | $l_2$ mm | $d_2$ Ø mm | a mm | $l_3$ mm | z | ↔ | $l_4$ mm | e-Code |
|---|---|---|---|---|---|---|---|---|---|---|
| 3 | 0.50 | 56 | 6 | 3.5 | 2.7 | 6 | 3 | 2.5 | 18 | E342M3 |
| 4 | 0.70 | 63 | 7 | 4.5 | 3.4 | 6 | 3 | 3.3 | 21 | E342M4 |
| 5 | 0.80 | 70 | 8 | 6.0 | 4.9 | 8 | 3 | 4.2 | 25 | E342M5 |
| 6 | 1.00 | 80 | 10 | 6.0 | 4.9 | 8 | 3 | 5 | 30 | E342M6 |
| 8 | 1.25 | 90 | 13 | 8.0 | 6.2 | 9 | 3 | 6.8 | 35 | E342M8 |
| 10 | 1.50 | 100 | 15 | 10.0 | 8.0 | 11 | 3 | 8.5 | 39 | E342M10 |




## E343

M | HSCo | DIN 376 | 6H | 2xD | C 2 - 3 | 35°

■ 1.4
● 1.5 1.6 4.2 5.2

| M | P mm | $l_1$ mm | $l_2$ mm | $d_2$ Ø mm | a mm | $l_3$ mm | z | ↔ | e-Code |
|---|---|---|---|---|---|---|---|---|---|
| 12 | 1.75 | 110 | 18 | 9 | 7 | 10 | 4 | 10.3 | E343M12 |
| 14 | 2.00 | 110 | 20 | 11 | 9 | 12 | 4 | 12 | E343M14 |
| 16 | 2.00 | 110 | 20 | 12 | 9 | 12 | 4 | 14 | E343M16 |
| 18 | 2.50 | 125 | 25 | 14 | 11 | 16 | 4 | 15.5 | E343M18 |
| 20 | 2.50 | 140 | 25 | 16 | 12 | 15 | 4 | 17.5 | E343M20 |

# E402

- Machine Tap, Silver Shark, back tapered
- Tarauds machine, Shark bague argent
- Maschinen-Gewindebohrer, Silberring, Shark, abgeflacht
- Machos de máquina Shark (Anillo Plateado) con rosca achaflanada hacia atras
- Machinetappen, Shark Zilverring, achtergeslepen
- Macho de Máq., Prata Shark

## E402

■ 1.1 1.2 1.3 1.4 1.5

● 2.1 2.2 2.3 7.1 7.2

| M | P mm | $l_1$ mm | $l_2$ mm | $d_2$ Ø mm | a mm | $l_3$ mm | z | ↔ | $l_4$ mm | e-Code |
|---|---|---|---|---|---|---|---|---|---|---|
| 3 | 0.50 | 56 | 6 | 3.5 | 2.7 | 6 | 3 | 2.5 | 18 | E402M3 |
| 4 | 0.70 | 63 | 7 | 4.5 | 3.4 | 6 | 3 | 3.3 | 21 | E402M4 |
| 5 | 0.80 | 70 | 8 | 6.0 | 4.9 | 8 | 3 | 4.2 | 25 | E402M5 |
| 6 | 1.00 | 80 | 10 | 6.0 | 4.9 | 8 | 3 | 5 | 30 | E402M6 |
| 8 | 1.25 | 90 | 13 | 8.0 | 6.2 | 9 | 3 | 6.8 | 35 | E402M8 |
| 10 | 1.50 | 100 | 15 | 10.0 | 8.0 | 11 | 3 | 8.5 | 39 | E402M10 |
| 12 | 1.75 | 110 | 18 | 9.0 | 7.0 | 10 | 3 | 10.3 | | E402M12 |
| 14 | 2.00 | 110 | 20 | 11.0 | 9.0 | 12 | 3 | 12 | | E402M14 |
| 16 | 2.00 | 110 | 20 | 12.0 | 9.0 | 12 | 4 | 14 | | E402M16 |
| 20 | 2.50 | 140 | 25 | 16.0 | 12.0 | 15 | 4 | 17.5 | | E402M20 |
| 22 | 2.50 | 140 | 25 | 18.0 | 14.5 | 17 | 4 | 19.5 | | E402M22 |
| 24 | 3.00 | 160 | 30 | 18.0 | 14.5 | 17 | 4 | 21.0 | | E402M24 |
| 27 | 3.00 | 160 | 30 | 20.0 | 16.0 | 19 | 4 | 24.0 | | E402M27 |
| 30 | 3.50 | 180 | 36 | 22.0 | 18.0 | 21 | 4 | 26.5 | | E402M30 |

# E314 / E316

- Machine Tap, Black Shark
- Tarauds machine, Shark bague noire
- Maschinen-Gewindebohrer, Schwarzring, Shark
- Machos de máquina Shark (Anillo Negro)
- Machinetappen, Shark Zwartring
- Macho de Máq., Preto Shark




## E314

M | HSCo XP | TiAlN | DIN | 6H | 1.5xD | C 2 - 3 | 15°

■ 1.5 1.6 4.2 4.3
● 5.2 5.3 7.4 9.1

| M | P mm | $l_1$ mm | $l_2$ mm | $d_2$ Ø mm | a mm | $l_3$ mm | z | | $l_4$ mm | e-Code |
|---|---|---|---|---|---|---|---|---|---|---|
| 3 | 0.50 | 63 | 12 | 4.5 | 3.4 | 6 | 3 | 2.6 | 21 | E314M3 |
| 4 | 0.70 | 70 | 13 | 6.0 | 4.9 | 8 | 3 | 3.4 | 25 | E314M4 |
| 5 | 0.80 | 80 | 15 | 6.0 | 4.9 | 8 | 3 | 4.3 | 30 | E314M5 |
| 6 | 1.00 | 90 | 18 | 8.0 | 6.2 | 9 | 3 | 5.1 | 35 | E314M6 |
| 8 | 1.25 | 100 | 20 | 10.0 | 8.0 | 11 | 3 | 6.9 | 39 | E314M8 |
| 10 | 1.50 | 100 | 20 | 10.0 | 8.0 | 11 | 3 | 8.7 | 39 | E314M10 |

## E316

M | HSCo XP | TiAlN | DIN 376 | 6H | 1.5xD | C 2 - 3 | 15°

■ 1.5 1.6 4.2 4.3
● 5.2 5.3 7.4 9.1

| M | P mm | $l_1$ mm | $l_2$ mm | $d_2$ Ø mm | a mm | $l_3$ mm | z | | e-Code |
|---|---|---|---|---|---|---|---|---|---|
| 12 | 1.75 | 110 | 23 | 9.0 | 7.0 | 10 | 4 | 10.3 | E316M12 |

# E346 / E347

- Machine Tap, Blue Shark
- Tarauds machine, Shark bague bleue
- Maschinen-Gewindebohrer, Blauring, Shark
- Machos de máquina Shark (Anillo Azul)
- Machinetappen, Shark Blauwring
- Macho de Máq., Azul Shark




L300
391

## E346

M | HSCo | ST | DIN 371 | 6H | 2xD | C 2 - 3 | 40°

■ 2.1 2.2 2.3
● 1.5 1.6

| M | P mm | $l_1$ mm | $l_2$ mm | $d_2$ Ø mm | a mm | $l_3$ mm | z | | $l_4$ mm | e-Code |
|---|---|---|---|---|---|---|---|---|---|---|
| 3 | 0.50 | 56 | 6 | 3.5 | 2.7 | 6 | 3 | 2.5 | 18 | E346M3 |
| 4 | 0.70 | 63 | 7 | 4.5 | 3.4 | 6 | 3 | 3.3 | 21 | E346M4 |
| 5 | 0.80 | 70 | 8 | 6.0 | 4.9 | 8 | 3 | 4.2 | 25 | E346M5 |
| 6 | 1.00 | 80 | 10 | 6.0 | 4.9 | 8 | 3 | 5 | 30 | E346M6 |
| 8 | 1.25 | 90 | 13 | 8.0 | 6.2 | 9 | 3 | 6.8 | 33 | E346M8 |
| 10 | 1.50 | 100 | 15 | 10.0 | 8.0 | 11 | 3 | 8.5 | 39 | E346M10 |

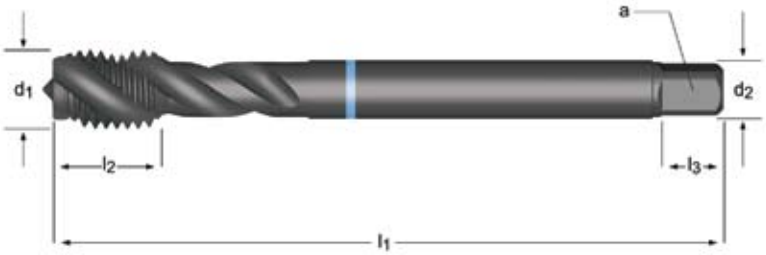


## E347

M | HSCo | ST | DIN 376 | 6H | 2xD | C 2 - 3 | 40°

■ 2.1 2.2 2.3
● 1.5 1.6

| M | P mm | $l_1$ mm | $l_2$ mm | $d_2$ Ø mm | a mm | $l_3$ mm | z | | e-Code |
|---|---|---|---|---|---|---|---|---|---|
| 12 | 1.75 | 110 | 18 | 9 | 7.0 | 10 | 4 | 10.3 | E347M12 |
| 14 | 2.00 | 110 | 20 | 11 | 9.0 | 12 | 4 | 12 | E347M14 |
| 16 | 2.00 | 110 | 20 | 12 | 9.0 | 12 | 4 | 14 | E347M16 |
| 18 | 2.50 | 125 | 25 | 14 | 11.0 | 14 | 4 | 15.5 | E347M18 |
| 20 | 2.50 | 140 | 25 | 16 | 12.0 | 15 | 4 | 17.5 | E347M20 |
| 22 | 2.50 | 140 | 25 | 18 | 14.5 | 17 | 4 | 19.5 | E347M22 |
| 24 | 3.00 | 160 | 30 | 18 | 14.5 | 17 | 4 | 21 | E347M24 |
| 27 | 3.00 | 160 | 30 | 20 | 16.0 | 19 | 4 | 24 | E347M27 |
| 30 | 3.50 | 180 | 36 | 22 | 18.0 | 21 | 4 | 26.5 | E347M30 |

# E404

- Machine Tap, Blue Shark, back tapered
- Tarauds machine, Shark bague bleue, conicité arrière
- Maschinen-Gewindebohrer, Blauring, Shark, abgeflacht
- Machos de máquina Shark (Anillo Azul) con rosca achaflanada hacia atras
- Machinetappen, Shark Blauwring, achtergeslepen
- Macho de Máq., Azul Shark, Saída Cónica

NEW
2007.10




## E404

■ 2.1 2.2 2.3 2.4
● 1.3 1.4 1.5 1.6

| M | P mm | $l_1$ mm | $l_2$ mm | $d_2$ Ø mm | a mm | $l_3$ mm | z | ↔ | $l_4$ mm | e-Code |
|---|---|---|---|---|---|---|---|---|---|---|
| 3 | 0.50 | 56 | 6 | 3.5 | 2.7 | 6 | 3 | 2.5 | 18 | E404M3 |
| 4 | 0.70 | 63 | 7 | 4.5 | 3.4 | 6 | 3 | 3.3 | 21 | E404M4 |
| 5 | 0.80 | 70 | 8 | 6.0 | 4.9 | 8 | 3 | 4.2 | 25 | E404M5 |
| 6 | 1.00 | 80 | 10 | 6.0 | 4.9 | 8 | 3 | 5 | 30 | E404M6 |
| 8 | 1.25 | 90 | 13 | 8.0 | 6.2 | 9 | 3 | 6.8 | 35 | E404M8 |
| 10 | 1.50 | 100 | 15 | 10.0 | 8.0 | 11 | 3 | 8.5 | 39 | E404M10 |
| 12 | 1.75 | 110 | 18 | 9.0 | 7.0 | 10 | 3 | 10.3 | | E404M12 |
| 14 | 2.00 | 110 | 20 | 11.0 | 9.0 | 12 | 3 | 12 | | E404M14 |
| 16 | 2.00 | 110 | 20 | 12.0 | 9.0 | 12 | 4 | 14 | | E404M16 |
| 20 | 2.50 | 140 | 25 | 16.0 | 12.0 | 15 | 4 | 17.5 | | E404M20 |

# E360 / E361

- Machine Tap, Green Shark
- Tarauds machine, Shark bague verte
- Maschinen-Gewindebohrer, Grünring, Shark
- Machos de máquina Shark (Anillo Verde)
- Machinetappen, Shark Groenring
- Macho de Máq., Verde Shark




L300
391

## E360

M | HSCo | DIN 371 | 6H | 2.5xD | C 2 - 3 | 35°

■ 4.1 5.1 7.1 7.2 8.1
● 1.2 1.3 6.1 6.3 7.3

| M | P mm | $l_1$ mm | $l_2$ mm | $d_2$ Ø mm | a mm | $l_3$ mm | z | ↔ | $l_4$ mm | e-Code |
|---|---|---|---|---|---|---|---|---|---|---|
| 3 | 0.50 | 56 | 9 | 3.5 | 2.7 | 6 | 2 | 2.5 | 18 | E360M3 |
| 4 | 0.70 | 63 | 12 | 4.5 | 3.4 | 6 | 2 | 3.3 | 21 | E360M4 |
| 5 | 0.80 | 70 | 13 | 6.0 | 4.9 | 8 | 2 | 4.2 | 25 | E360M5 |
| 6 | 1.00 | 80 | 15 | 6.0 | 4.9 | 8 | 2 | 5 | 30 | E360M6 |
| 8 | 1.25 | 90 | 18 | 8.0 | 6.2 | 9 | 2 | 6.8 | 35 | E360M8 |
| 10 | 1.50 | 100 | 20 | 10.0 | 8.0 | 11 | 2 | 8.5 | 39 | E360M10 |




## E361

M | HSCo | DIN 376 | 6H | 2.5xD | C 2 - 3 | 35°

■ 4.1 5.1 7.1 7.2 8.1
● 1.2 1.3 6.1 6.3 7.3

| M | P mm | $l_1$ mm | $l_2$ mm | $d_2$ Ø mm | a mm | $l_3$ mm | z | ↔ | e-Code |
|---|---|---|---|---|---|---|---|---|---|
| 12 | 1.75 | 110 | 23 | 9 | 7 | 10 | 3 | 10.3 | E361M12 |
| 14 | 2.00 | 110 | 25 | 11 | 9 | 12 | 3 | 12 | E361M14 |
| 16 | 2.00 | 110 | 25 | 12 | 9 | 12 | 3 | 14 | E361M16 |
| 18 | 2.50 | 125 | 30 | 14 | 11 | 14 | 3 | 15.5 | E361M18 |
| 20 | 2.50 | 140 | 30 | 16 | 12 | 15 | 3 | 17.5 | E361M20 |

# E354 / E355

- Machine Tap, Green Shark
- Tarauds machine, Shark bague verte
- Maschinen-Gewindebohrer, Grünring, Shark
- Machos de máquina Shark (Anillo Verde)
- Machinetappen, Shark Groenring
- Macho de Máq., Verde Shark




L300
391

## E354

M | HSCo XP | DIN 371 | 6H | 1.5xD | C 2 - 3 | 15°

■ 6.2 6.3 7.2 7.3 7.4

● 1.1 1.2 1.3 1.4 6.1 7.1

| M | P mm | $l_1$ mm | $l_2$ mm | $d_2$ Ø mm | a mm | $l_3$ mm | z | ↔ | $l_4$ mm | e-Code |
|---|---|---|---|---|---|---|---|---|---|---|
| 3 | 0.50 | 56 | 9 | 3.5 | 2.7 | 6 | 3 | 2.5 | 18 | E354M3 |
| 4 | 0.70 | 63 | 12 | 4.5 | 3.4 | 6 | 3 | 3.3 | 21 | E354M4 |
| 5 | 0.80 | 70 | 13 | 6.0 | 4.9 | 8 | 3 | 4.2 | 25 | E354M5 |
| 6 | 1.00 | 80 | 15 | 6.0 | 4.9 | 8 | 3 | 5 | 30 | E354M6 |
| 8 | 1.25 | 90 | 18 | 8.0 | 6.2 | 9 | 3 | 6.8 | 35 | E354M8 |
| 10 | 1.50 | 100 | 20 | 10.0 | 8.0 | 11 | 3 | 8.5 | 39 | E354M10 |




## E355

M | HSCo XP | DIN 376 | 6H | 1.5xD | C 2 - 3 | 15°

■ 6.2 6.3 7.2 7.3 7.4

● 1.1 1.2 1.3 1.4 6.1 7.1

| M | P mm | $l_1$ mm | $l_2$ mm | $d_2$ Ø mm | a mm | $l_3$ mm | z | ↔ | e-Code |
|---|---|---|---|---|---|---|---|---|---|
| 12 | 1.75 | 110 | 23 | 9 | 7 | 10 | 3 | 10.3 | E355M12 |
| 14 | 2.00 | 110 | 25 | 11 | 9 | 12 | 3 | 12 | E355M14 |
| 16 | 2.00 | 110 | 25 | 12 | 9 | 12 | 3 | 14 | E355M16 |

# E450 / E451

- Machine Tap, Green Shark
- Tarauds machine, Shark bague verte
- Maschinen-Gewindebohrer, Grünring, Shark
- Machos de máquina Shark (Anillo Verde)
- Machinetappen, Shark Groenring
- Macho de Máq., Verde Shark




## E450

M | HSCo XP | ZrN | DIN 371 | 6H | 1.5xD | C 2 - 3 | 15°

■ 6.2 6.3 7.2 7.3 7.4

● 1.1 1.2 1.3 1.4 6.1 7.1

| M | P mm | $l_1$ mm | $l_2$ mm | $d_2$ Ø mm | a mm | $l_3$ mm | z | ↔ | $l_4$ mm | e-Code |
|---|---|---|---|---|---|---|---|---|---|---|
| 3 | 0.50 | 56 | 9 | 3.5 | 2.7 | 6 | 3 | 2.5 | 18 | E450M3 |
| 4 | 0.70 | 63 | 12 | 4.5 | 3.4 | 6 | 3 | 3.3 | 21 | E450M4 |
| 5 | 0.80 | 70 | 13 | 6.0 | 4.9 | 8 | 3 | 4.2 | 25 | E450M5 |
| 6 | 1.00 | 80 | 15 | 6.0 | 4.9 | 8 | 3 | 5 | 30 | E450M6 |
| 8 | 1.25 | 90 | 18 | 8.0 | 6.2 | 9 | 3 | 6.8 | 35 | E450M8 |
| 10 | 1.50 | 100 | 20 | 10.0 | 8.0 | 11 | 3 | 8.5 | 39 | E450M10 |




## E451

M | HSCo XP | ZrN | DIN 376 | 6H | 1.5xD | C 2 - 3 | 15°

■ 6.2 6.3 7.2 7.3 7.4

● 1.1 1.2 1.3 1.4 6.1 7.1

| M | P mm | $l_1$ mm | $l_2$ mm | $d_2$ Ø mm | a mm | $l_3$ mm | z | ↔ | e-Code |
|---|---|---|---|---|---|---|---|---|---|
| 12 | 1.75 | 110 | 23 | 9 | 7 | 10 | 3 | 10.3 | E451M12 |
| 14 | 2.00 | 110 | 25 | 11 | 9 | 12 | 3 | 12 | E451M14 |
| 16 | 2.00 | 110 | 25 | 12 | 9 | 12 | 3 | 14 | E451M16 |

# E208

- Machine Tap
- Maschinen-Gewindebohrer
- Machinetappen
- Tarauds machine
- Machos de máquina
- Macho de Máquina



E208

■ 1.3 1.4

● 1.1 1.2 1.5

| M | P mm | $l_1$ mm | $l_2$ mm | $d_2$ Ø mm | a mm | $l_3$ mm | z | ↔ | $l_4$ mm | e-Code |
|---|---|---|---|---|---|---|---|---|---|---|
| **2** | 0.40 | 45 | 4 | 2.8 | 2.1 | 5 | 3 | 1.6 | 9 | **E208M2** |
| **2.5** | 0.45 | 50 | 4 | 2.8 | 2.1 | 5 | 3 | 2.05 | 12.5 | **E208M2.5** |
| **3** | 0.50 | 56 | 6 | 3.5 | 2.7 | 6 | 3 | 2.5 | 18 | **E208M3** |
| **4** | 0.70 | 63 | 7 | 4.5 | 3.4 | 6 | 3 | 3.3 | 21 | **E208M4** |
| **5** | 0.80 | 70 | 8 | 6.0 | 4.9 | 8 | 3 | 4.2 | 25 | **E208M5** |
| **6** | 1.00 | 80 | 10 | 6.0 | 4.9 | 8 | 3 | 5 | 30 | **E208M6** |
| **7** | 1.00 | 80 | 10 | 7.0 | 5.5 | 8 | 3 | 6 | 30 | **E208M7** |
| **8** | 1.25 | 90 | 13 | 8.0 | 6.2 | 9 | 3 | 6.8 | 35 | **E208M8** |
| **10** | 1.50 | 100 | 15 | 10.0 | 8.0 | 11 | 3 | 8.5 | 39 | **E208M10** |

# E259

- Machine Tap
- Tarauds machine
- Maschinen-Gewindebohrer
- Machos de máquina
- Machinetappen
- Macho de Máquina



E259

■ 1.3 1.4

● 1.1 1.2 1.5

| M | P mm | $l_1$ mm | $l_2$ mm | $d_2$ Ø mm | a mm | $l_3$ mm | z | ↔ | e-Code |
|---|---|---|---|---|---|---|---|---|---|
| **6** | 1.00 | 80 | 10 | 4.5 | 3.4 | 6 | 3 | 5 | **E259M6** |
| **8** | 1.25 | 90 | 13 | 6.0 | 4.9 | 8 | 3 | 6.8 | **E259M8** |
| **10** | 1.50 | 100 | 15 | 7.0 | 5.5 | 8 | 3 | 8.5 | **E259M10** |
| **12** | 1.75 | 110 | 18 | 9.0 | 7.0 | 10 | 3 | 10.3 | **E259M12** |
| **14** | 2.00 | 110 | 20 | 11.0 | 9.0 | 12 | 3 | 12 | **E259M14** |
| **16** | 2.00 | 110 | 20 | 12.0 | 9.0 | 12 | 4 | 14 | **E259M16** |
| **18** | 2.50 | 125 | 25 | 14.0 | 11.0 | 14 | 4 | 15.5 | **E259M18** |
| **20** | 2.50 | 140 | 25 | 16.0 | 12.0 | 15 | 4 | 17.5 | **E259M20** |
| **22** | 2.50 | 140 | 25 | 18.0 | 14.5 | 17 | 4 | 19.5 | **E259M22** |
| **24** | 3.00 | 160 | 30 | 18.0 | 14.5 | 17 | 4 | 21 | **E259M24** |
| **27** | 3.00 | 160 | 30 | 20.0 | 16.0 | 19 | 4 | 24 | **E259M27** |
| **30** | 3.50 | 180 | 35 | 22.0 | 18.0 | 21 | 4 | 26.5 | **E259M30** |

# E195 / E245

- Machine Tap, Back Tapered
- Tarauds machine Conicité arrière
- Maschinen-Gewindebohrer, abgeflacht
- Machos de máquina con rosca acheflanada hacia atras
- Machinetappen, achtergeslepen
- Macho de Máq., c/ Saída Cónica




## E195

■ 1.3 1.4

● 1.1 1.2 1.5

| M | P mm | $l_1$ mm | $l_2$ mm | $d_2$ Ø mm | a mm | $l_3$ mm | z | ↔ | $l_4$ mm | e-Code |
|---|---|---|---|---|---|---|---|---|---|---|
| **4** | 0.70 | 63 | 7 | 4.5 | 3.4 | 6 | 3 | 3.3 | 21 | **E195M4** |
| **5** | 0.80 | 70 | 8 | 6.0 | 4.9 | 8 | 3 | 4.2 | 25 | **E195M5** |
| **6** | 1.00 | 80 | 10 | 6.0 | 4.9 | 8 | 3 | 5 | 30 | **E195M6** |
| **8** | 1.25 | 90 | 13 | 8.0 | 6.2 | 9 | 3 | 6.8 | 35 | **E195M8** |
| **10** | 1.50 | 100 | 15 | 10.0 | 8.0 | 11 | 3 | 8.5 | 39 | **E195M10** |




## E245

■ 1.3 1.4

● 1.1 1.2 1.5

| M | P mm | $l_1$ mm | $l_2$ mm | $d_2$ Ø mm | a mm | $l_3$ mm | z | ↔ | e-Code |
|---|---|---|---|---|---|---|---|---|---|
| **12** | 1.75 | 110 | 18 | 9 | 7.0 | 10 | 3 | 10.3 | **E245M12** |
| **14** | 2.00 | 110 | 20 | 11 | 9.0 | 12 | 3 | 12 | **E245M14** |
| **16** | 2.00 | 110 | 20 | 12 | 9.0 | 12 | 4 | 14 | **E245M16** |
| **18** | 2.50 | 125 | 25 | 14 | 11.0 | 14 | 4 | 15.5 | **E245M18** |
| **20** | 2.50 | 140 | 25 | 16 | 12.0 | 15 | 4 | 17.5 | **E245M20** |
| **22** | 2.50 | 140 | 25 | 18 | 14.5 | 17 | 4 | 19.5 | **E245M22** |
| **24** | 3.00 | 160 | 30 | 18 | 14.5 | 17 | 4 | 21 | **E245M24** |

# E615

- Machine Tap, Extra Long
- Taraud machine, Extra Long
- Maschinen-Gewindebohrer, extra lang
- Macho máquina Extra largo
- Machinetap, extra lang
- Macho de Máquina- Extra Longa

NEW
2008.09




## E615

■ 1.1 1.2 1.3 1.4 1.5 6.1 6.3

● 1.6 2.1 2.2 2.3 3.1 3.2 3.3 3.4 4.2 5.2 6.2 7.1

| M | P mm | $l_1$ mm | $l_2$ mm | $d_2$ Ø mm | a mm | $l_3$ mm | z | | $l_4$ mm | e-Code |
|---|---|---|---|---|---|---|---|---|---|---|
| 3 | 0.50 | 112 | 6 | 3.5 | 2.7 | 6 | 3 | 2.5 | 18 | E615M3 |
| 4 | 0.70 | 112 | 7 | 4.5 | 3.4 | 6 | 3 | 3.3 | 21 | E615M4 |
| 5 | 0.80 | 125 | 8 | 6.0 | 4.9 | 8 | 3 | 4.2 | 25 | E615M5 |
| 6 | 1.00 | 125 | 10 | 6.0 | 4.9 | 8 | 3 | 5 | 30 | E615M6 |
| 8 | 1.25 | 140 | 13 | 8.0 | 6.2 | 9 | 3 | 6.8 | 40 | E615M8 |
| 10 | 1.50 | 160 | 15 | 10.0 | 8.0 | 11 | 3 | 8.5 | 50 | E615M10 |
| 12 | 1.75 | 180 | 16 | 9.0 | 7.0 | 10 | 3 | 10.2 | | E615M12 |
| 14 | 2.00 | 180 | 20 | 11.0 | 9.0 | 12 | 3 | 12 | | E615M14 |
| 16 | 2.00 | 200 | 20 | 12.0 | 9.0 | 12 | 3 | 14 | | E615M16 |
| 20 | 2.50 | 224 | 25 | 16 | 12 | 15 | 4 | 17.5 | | E615M20 |

# E207

- Machine Tap
- Maschinen-Gewindebohrer
- Machinetappen
- Tarauds machine
- Machos de máquina
- Macho de Máquina




## E207

■ 1.3 1.4

● 1.2 1.5 7.2 7.3

| M | P mm | $l_1$ mm | $l_2$ mm | $d_2$ Ø mm | a mm | $l_3$ mm | z | | $l_4$ mm | e-Code |
|---|---|---|---|---|---|---|---|---|---|---|
| **2** | 0.40 | 45 | 4 | 2.8 | 2.1 | 5 | 3 | 1.6 | 9 | **E207M2** |
| **2.5** | 0.45 | 50 | 4 | 2.8 | 2.1 | 5 | 3 | 2.05 | 12.5 | **E207M2.5** |
| **3** | 0.50 | 56 | 9 | 3.5 | 2.7 | 6 | 3 | 2.5 | 18 | **E207M3** |
| **3.5** | 0.60 | 56 | 11 | 4.0 | 3.0 | 6 | 3 | 2.9 | 20 | **E207M3.5** |
| **4** | 0.70 | 63 | 12 | 4.5 | 3.4 | 6 | 3 | 3.3 | 21 | **E207M4** |
| **5** | 0.80 | 70 | 13 | 6.0 | 4.9 | 8 | 3 | 4.2 | 25 | **E207M5** |
| **6** | 1.00 | 80 | 15 | 6.0 | 4.9 | 8 | 3 | 5 | 30 | **E207M6** |
| **7** | 1.00 | 80 | 15 | 7.0 | 5.5 | 8 | 3 | 6 | 30 | **E207M7** |
| **8** | 1.25 | 90 | 18 | 8.0 | 6.2 | 9 | 3 | 6.8 | 35 | **E207M8** |
| **10** | 1.50 | 100 | 20 | 10.0 | 8.0 | 11 | 3 | 8.5 | 39 | **E207M10** |

# E258

- Machine Tap
- Tarauds machine
- Maschinen-Gewindebohrer
- Machos de máquina
- Machinetappen
- Macho de Máquina




E258

■ 1.3 1.4

● 1.2 1.5 7.2 7.3

| M | P mm | $l_1$ mm | $l_2$ mm | $d_2$ Ø mm | a mm | $l_3$ mm | z | | e-Code |
|---|---|---|---|---|---|---|---|---|---|
| 4 | 0.70 | 63 | 12 | 2.8 | 2.1 | 5 | 3 | 3.3 | E258M4 |
| 5 | 0.80 | 70 | 13 | 3.5 | 2.7 | 6 | 3 | 4.2 | E258M5 |
| 6 | 1.00 | 80 | 15 | 4.5 | 3.4 | 6 | 3 | 5 | E258M6 |
| 8 | 1.25 | 90 | 18 | 6.0 | 4.9 | 8 | 3 | 6.8 | E258M8 |
| 10 | 1.50 | 100 | 20 | 7.0 | 5.5 | 8 | 3 | 8.5 | E258M10 |
| 12 | 1.75 | 110 | 23 | 9.0 | 7.0 | 10 | 3 | 10.3 | E258M12 |
| 14 | 2.00 | 110 | 25 | 11.0 | 9.0 | 12 | 3 | 12 | E258M14 |
| 16 | 2.00 | 110 | 25 | 12.0 | 9.0 | 12 | 3 | 14 | E258M16 |
| 18 | 2.50 | 125 | 30 | 14.0 | 11.0 | 14 | 3 | 15.5 | E258M18 |
| 20 | 2.50 | 140 | 30 | 16.0 | 12.0 | 15 | 3 | 17.5 | E258M20 |
| 22 | 2.50 | 140 | 34 | 18.0 | 14.5 | 17 | 4 | 19.5 | E258M22 |
| 24 | 3.00 | 160 | 38 | 18.0 | 14.5 | 17 | 4 | 21 | E258M24 |
| 27 | 3.00 | 160 | 38 | 20.0 | 16.0 | 19 | 4 | 24 | E258M27 |
| 30 | 3.50 | 180 | 45 | 22.0 | 18.0 | 21 | 4 | 26.5 | E258M30 |
| 33 | 3.50 | 180 | 50 | 25.0 | 20.0 | 23 | 4 | 29.5 | E258M33 |
| 36 | 4.00 | 200 | 55 | 28.0 | 22.0 | 25 | 4 | 32 | E258M36 |

# E212 / E263

- Machine Tap
- Maschinen-Gewindebohrer
- Machinetappen
- Tarauds machine
- Machos de máquina
- Macho de Máquina




## E212

■ 1.3 1.4

● 1.1 1.2 1.5 4.2 4.3 7.2 7.3

| M | P mm | $l_1$ mm | $l_2$ mm | $d_2$ Ø mm | a mm | $l_3$ mm | z | ↔ | $l_4$ mm | e-Code |
|---|---|---|---|---|---|---|---|---|---|---|
| 3 | 0.50 | 56 | 9 | 3.5 | 2.7 | 6 | 3 | 2.5 | 18 | E212M3 |
| 4 | 0.70 | 63 | 11 | 4.5 | 3.4 | 6 | 3 | 3.3 | 21 | E212M4 |
| 5 | 0.80 | 70 | 13 | 6.0 | 4.9 | 8 | 3 | 4.2 | 25 | E212M5 |
| 6 | 1.00 | 80 | 15 | 6.0 | 4.9 | 8 | 3 | 5 | 30 | E212M6 |
| 8 | 1.25 | 90 | 18 | 8.0 | 6.2 | 9 | 3 | 6.8 | 35 | E212M8 |
| 10 | 1.50 | 100 | 20 | 10.0 | 8.0 | 11 | 3 | 8.5 | 39 | E212M10 |




## E263

■ 1.3 1.4

● 1.1 1.2 1.5 4.2 4.3 7.2 7.3

| M | P mm | $l_1$ mm | $l_2$ mm | $d_2$ Ø mm | a mm | $l_3$ mm | z | ↔ | e-Code |
|---|---|---|---|---|---|---|---|---|---|
| 12 | 1.75 | 110 | 23 | 9 | 7.0 | 10 | 3 | 10.3 | E263M12 |
| 14 | 2.00 | 110 | 25 | 11 | 9.0 | 12 | 3 | 12 | E263M14 |
| 16 | 2.00 | 110 | 25 | 12 | 9.0 | 12 | 3 | 14 | E263M16 |
| 18 | 2.50 | 125 | 30 | 14 | 11.0 | 14 | 3 | 15.5 | E263M18 |
| 20 | 2.50 | 140 | 30 | 16 | 12.0 | 15 | 3 | 17.5 | E263M20 |
| 22 | 2.50 | 140 | 34 | 18 | 14.5 | 17 | 4 | 19.5 | E263M22 |
| 24 | 3.00 | 160 | 38 | 18 | 14.5 | 17 | 4 | 21 | E263M24 |
| 27 | 3.00 | 160 | 38 | 20 | 16 | 19 | 4 | 24 | E263M27 |
| 30 | 3.50 | 180 | 45 | 22 | 18.0 | 21 | 4 | 26.5 | E263M30 |
| 33 | 3.50 | 180 | 50 | 25 | 20.0 | 23 | 4 | 29.5 | E263M33 |
| 36 | 4.00 | 200 | 55 | 28 | 22.0 | 25 | 4 | 32 | E263M36 |

# E199 / E249

DORMER

- Machine Tap
- Maschinen-Gewindebohrer
- Machinetappen
- Tarauds machine
- Machos de máquina
- Macho de Máquina




## E199

■ 1.3 1.4

● 1.1 1.2 1.5

| M | P mm | $l_1$ mm | $l_2$ mm | $d_2$ Ø mm | a mm | $l_3$ mm | z | ↔ | $l_4$ mm | e-Code |
|---|---|---|---|---|---|---|---|---|---|---|
| **3** | 0.50 | 56 | 6 | 3.5 | 2.7 | 6 | 3 | 2.5 | 18 | **E199M3** |
| **4** | 0.70 | 63 | 7 | 4.5 | 3.4 | 6 | 3 | 3.3 | 21 | **E199M4** |
| **5** | 0.80 | 70 | 8 | 6.0 | 4.9 | 8 | 3 | 4.2 | 25 | **E199M5** |
| **6** | 1.00 | 80 | 10 | 6.0 | 4.9 | 8 | 3 | 5 | 30 | **E199M6** |
| **8** | 1.25 | 90 | 13 | 8.0 | 6.2 | 9 | 3 | 6.8 | 35 | **E199M8** |
| **10** | 1.50 | 100 | 15 | 10.0 | 8.0 | 11 | 3 | 8.5 | 39 | **E199M10** |




## E249

■ 1.3 1.4

● 1.1 1.2 1.5

| M | P mm | $l_1$ mm | $l_2$ mm | $d_2$ Ø mm | a mm | $l_3$ mm | z | ↔ | e-Code |
|---|---|---|---|---|---|---|---|---|---|
| **12** | 1.75 | 110 | 18 | 9 | 7 | 10 | 3 | 10.3 | **E249M12** |
| **14** | 2.00 | 110 | 20 | 11 | 9 | 12 | 3 | 12 | **E249M14** |
| **16** | 2.00 | 110 | 20 | 12 | 9 | 12 | 4 | 14 | **E249M16** |
| **18** | 2.50 | 125 | 25 | 14 | 11 | 14 | 4 | 15.5 | **E249M18** |
| **20** | 2.50 | 140 | 25 | 16 | 12 | 15 | 4 | 17.5 | **E249M20** |

# E198 / E248

- Machine Tap
- Tarauds machine
- Maschinen-Gewindebohrer
- Machos de máquina
- Machinetappen
- Macho de Máquina




## E198

■ 1.3 1.4

● 1.2 1.5 7.2 7.3

| M | P mm | $l_1$ mm | $l_2$ mm | $d_2$ Ø mm | a mm | $l_3$ mm | z | ↔ | $l_4$ mm | e-Code |
|---|---|---|---|---|---|---|---|---|---|---|
| **3** | 0.50 | 56 | 9 | 3.5 | 2.7 | 6 | 3 | 2.5 | 18 | **E198M3** |
| **4** | 0.70 | 63 | 12 | 4.5 | 3.4 | 6 | 3 | 3.3 | 21 | **E198M4** |
| **5** | 0.80 | 70 | 13 | 6.0 | 4.9 | 8 | 3 | 4.2 | 25 | **E198M5** |
| **6** | 1.00 | 80 | 15 | 6.0 | 4.9 | 8 | 3 | 5 | 30 | **E198M6** |
| **8** | 1.25 | 90 | 18 | 8.0 | 6.2 | 9 | 3 | 6.8 | 35 | **E198M8** |
| **10** | 1.50 | 100 | 20 | 10.0 | 8.0 | 11 | 3 | 8.5 | 39 | **E198M10** |




## E248

■ 1.3 1.4

● 1.2 1.5 7.2 7.3

| M | P mm | $l_1$ mm | $l_2$ mm | $d_2$ Ø mm | a mm | $l_3$ mm | z | ↔ | e-Code |
|---|---|---|---|---|---|---|---|---|---|
| **12** | 1.75 | 110 | 23 | 9 | 7 | 10 | 3 | 10.3 | **E248M12** |
| **14** | 2.00 | 110 | 25 | 11 | 9 | 12 | 3 | 12 | **E248M14** |
| **16** | 2.00 | 110 | 25 | 12 | 9 | 12 | 3 | 14 | **E248M16** |
| **18** | 2.50 | 125 | 30 | 14 | 11 | 14 | 3 | 15.5 | **E248M18** |
| **20** | 2.50 | 140 | 30 | 16 | 12 | 15 | 3 | 17.5 | **E248M20** |

# E301

- Machine Tap
- Tarauds machine
- Maschinen-Gewindeformer
- Machos de máquina
- Roltappen
- Macho de Máquina




## E301




- 1.1 1.2 1.3 1.4 7.1 7.2 7.3

| M | P mm | $l_1$ mm | $l_2$ mm | $d_2$ Ø mm | a mm | $l_3$ mm | z | | $l_4$ mm | e-Code |
|---|---|---|---|---|---|---|---|---|---|---|
| **1** | 0.25 | 40 | 5.5 | 2.5 | 2.1 | 5 | 3 | 0.90 | - | **E301M1** |
| **1.6** | 0.35 | 40 | 8 | 2.5 | 2.1 | 5 | 3 | 1.40 | - | **E301M1.6** |
| **2** | 0.40 | 45 | 6 | 2.8 | 2.1 | 5 | 3 | 1.80 | 11 | **E301M2** |
| **2.5** | 0.45 | 50 | 8 | 2.8 | 2.1 | 5 | 3 | 2.30 | 14 | **E301M2.5** |
| **3** | 0.50 | 56 | 9 | 3.5 | 2.7 | 6 | 4 | 2.80 | 18 | **E301M3** |
| **3.5** | 0.60 | 56 | 11 | 4.0 | 3.0 | 6 | 4 | 3.20 | 20 | **E301M3.5** |
| **4** | 0.70 | 63 | 12 | 4.5 | 3.4 | 6 | 5 | 3.70 | 21 | **E301M4** |
| **5** | 0.80 | 70 | 13 | 6.0 | 4.9 | 8 | 5 | 4.60 | 25 | **E301M5** |
| **6** | 1.00 | 80 | 15 | 6.0 | 4.9 | 8 | 5 | 5.50 | 30 | **E301M6** |
| **8** | 1.25 | 90 | 18 | 8.0 | 6.2 | 9 | 5 | 7.40 | 35 | **E301M8** |
| **10** | 1.50 | 100 | 20 | 10.0 | 8.0 | 11 | 5 | 9.30 | 39 | **E301M10** |
| **12** | 1.75 | 110 | 23 | 9.0 | 7.0 | 10 | 5 | 11.20 | - | **E301M12** |
| **16** | 2.00 | 110 | 25 | 12.0 | 9.0 | 12 | 8 | 15.10 | - | **E301M16** |
| **20** | 2.50 | 140 | 30 | 16.0 | 12.0 | 15 | 8 | 18.90 | - | **E301M20** |
| **24** | 3.00 | 160 | 36 | 18.0 | 14.5 | 17 | 8 | 22.7 | - | **E301M24** |

# E302

- Machine Tap
- Maschinen-Gewindeformer
- Roltappen
- Tarauds machine
- Machos de máquina
- Macho de Máquina




## E302




■ 1.1 1.2 1.3 1.4 2.1 2.2 4.1 5.1 7.3

● 1.5 2.3 5.2 6.1 6.3 7.1 7.2 7.4

| M | P mm | $l_1$ mm | $l_2$ mm | $d_2$ Ø mm | a mm | $l_3$ mm | z | ↔ | $l_4$ mm | e-Code |
|---|---|---|---|---|---|---|---|---|---|---|
| **1** | 0.25 | 40 | 5.5 | 2.5 | 2.1 | 5 | 3 | 0.90 | - | **E302M1** |
| **1.6** | 0.35 | 40 | 8 | 2.5 | 2.1 | 5 | 3 | 1.40 | - | **E302M1.6** |
| **2** | 0.40 | 45 | 6 | 2.8 | 2.1 | 5 | 3 | 1.80 | 11 | **E302M2** |
| **2.5** | 0.45 | 50 | 8 | 2.8 | 2.1 | 5 | 3 | 2.30 | 14 | **E302M2.5** |
| **3** | 0.50 | 56 | 9 | 3.5 | 2.7 | 6 | 4 | 2.80 | 18 | **E302M3** |
| **3.5** | 0.60 | 56 | 11 | 4.0 | 3.0 | 6 | 4 | 3.20 | 20 | **E302M3.5** |
| **4** | 0.70 | 63 | 12 | 4.5 | 3.4 | 6 | 5 | 3.70 | 21 | **E302M4** |
| **5** | 0.80 | 70 | 13 | 6.0 | 4.9 | 8 | 5 | 4.60 | 25 | **E302M5** |
| **6** | 1.00 | 80 | 15 | 6.0 | 4.9 | 8 | 5 | 5.50 | 30 | **E302M6** |
| **8** | 1.25 | 90 | 18 | 8.0 | 6.2 | 9 | 5 | 7.40 | 35 | **E302M8** |
| **10** | 1.50 | 100 | 20 | 10.0 | 8.0 | 11 | 5 | 9.30 | 39 | **E302M10** |
| **12** | 1.75 | 110 | 23 | 9.0 | 7.0 | 10 | 5 | 11.20 | - | **E302M12** |
| **16** | 2.00 | 110 | 25 | 12.0 | 9.0 | 12 | 8 | 15.10 | - | **E302M16** |
| **20** | 2.50 | 140 | 30 | 16.0 | 12.0 | 15 | 8 | 18.9 | - | **E302M20** |
| **24** | 3.00 | 160 | 36 | 18.0 | 14.5 | 17 | 8 | 22.70 | - | **E302M24** |

# E305

- Machine Tap
- Tarauds machine
- Maschinen-Gewindeformer
- Machos de máquina
- Roltappen
- Macho de Máquina




## E305




■ 1.1 1.2 1.3 1.4 2.1 2.2 4.1 5.1 7.3

● 1.5 2.3 5.2 6.1 6.3 7.1 7.2 7.4

| M | P mm | $l_1$ mm | $l_2$ mm | $d_2$ Ø mm | a mm | $l_3$ mm | z | | $l_4$ mm | e-Code |
|---|---|---|---|---|---|---|---|---|---|---|
| **3** | 0.50 | 56 | 9 | 3.5 | 2.7 | 6 | 4 | 2.80 | 18 | **E305M3** |
| **4** | 0.70 | 63 | 12 | 4.5 | 3.4 | 6 | 5 | 3.70 | 21 | **E305M4** |
| **5** | 0.80 | 70 | 13 | 6.0 | 4.9 | 8 | 5 | 4.60 | 25 | **E305M5** |
| **6** | 1.00 | 80 | 15 | 6.0 | 4.9 | 8 | 5 | 5.50 | 30 | **E305M6** |
| **8** | 1.25 | 90 | 18 | 8.0 | 6.2 | 9 | 5 | 7.40 | 35 | **E305M8** |
| **10** | 1.50 | 100 | 20 | 10.0 | 8.0 | 11 | 5 | 9.30 | 39 | **E305M10** |

# E306

- Machine Tap
- Maschinen-Gewindeformer
- Roltappen
- Tarauds machine
- Machos de máquina
- Macho de Máquina




## E306




■ 1.1 1.2 1.3 1.4 4.1 5.1 7.1 7.2 7.3

● 2.1 2.2 5.2 6.1 6.3 7.4

| M | P mm | $l_1$ mm | $l_2$ mm | $d_2$ Ø mm | a mm | $l_3$ mm | z | | $l_4$ mm | e-Code |
|---|---|---|---|---|---|---|---|---|---|---|
| **3** | 0.50 | 56 | 9 | 3.5 | 2.7 | 6 | 4 | 2.80 | 18 | **E306M3** |
| **4** | 0.70 | 63 | 12 | 4.5 | 3.4 | 6 | 5 | 3.70 | 21 | **E306M4** |
| **5** | 0.80 | 70 | 13 | 6.0 | 4.9 | 8 | 5 | 4.60 | 25 | **E306M5** |
| **6** | 1.00 | 80 | 15 | 6.0 | 4.9 | 8 | 5 | 5.50 | 30 | **E306M6** |
| **8** | 1.25 | 90 | 18 | 8.0 | 6.2 | 9 | 5 | 7.40 | 35 | **E306M8** |
| **10** | 1.50 | 100 | 20 | 10.0 | 8.0 | 11 | 5 | 9.30 | 39 | **E306M10** |
| **12** | 1.75 | 110 | 23 | 9.0 | 7.0 | 10 | 5 | 11.20 | - | **E306M12** |

# E308

- Machine Tap, Oil Grooves
- Tarauds machine
- Maschinen-Gewindeformer, Ölnuten
- Machos de máquina, con ranuras de lubrificación
- Roltappen met smeergroeven
- Macho de Máq., Rasgos p/ Lubr.




## E308




■ 1.1 1.2 1.3 1.4 2.1 2.2 4.1 5.1 7.3

● 1.5 2.3 5.2 6.1 6.3 7.1 7.2 7.4

| M | P mm | $l_1$ mm | $l_2$ mm | $d_2$ Ø mm | a mm | $l_3$ mm | z | | $l_4$ mm | e-Code |
|---|---|---|---|---|---|---|---|---|---|---|
| 3 | 0.50 | 56 | 9 | 3.5 | 2.7 | 6 | 4 | 2.80 | 18 | E308M3 |
| 4 | 0.70 | 63 | 12 | 4.5 | 3.4 | 6 | 5 | 3.70 | 21 | E308M4 |
| 5 | 0.80 | 70 | 13 | 6.0 | 4.9 | 8 | 5 | 4.60 | 25 | E308M5 |
| 6 | 1.00 | 80 | 15 | 6.0 | 4.9 | 8 | 5 | 5.50 | 30 | E308M6 |
| 7 | 1.00 | 80 | 15 | 7.0 | 5.5 | 8 | 5 | 6.50 | 30 | E308M7 |
| 8 | 1.25 | 90 | 18 | 8.0 | 6.2 | 9 | 5 | 7.40 | 35 | E308M8 |
| 10 | 1.50 | 100 | 20 | 10.0 | 8.0 | 11 | 5 | 9.30 | 39 | E308M10 |
| 12 | 1.75 | 110 | 23 | 9.0 | 7.0 | 10 | 5 | 11.20 | - | E308M12 |
| 14 | 2.00 | 110 | 25 | 11.0 | 9.0 | 12 | 6 | 13.00 | - | E308M14 |
| 16 | 2.00 | 110 | 25 | 12.0 | 9.0 | 12 | 6 | 15.00 | - | E308M16 |
| 20 | 2.50 | 140 | 30 | 16.0 | 12.0 | 15 | | 18.90 | - | E308M20 |
| 24 | 3.00 | 160 | 36 | 18.0 | 14.5 | 17 | | 22.70 | - | E308M24 |

# E315

- Machine Tap
- Maschinen-Gewindeformer
- Roltappen
- Tarauds machine
- Machos de máquina
- Macho de Máquina

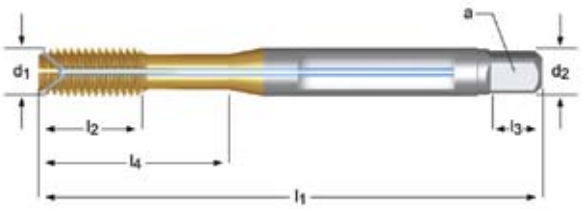


## E315

■ 1.1 1.2 1.3 1.4 2.1 2.2 4.1 5.1 7.3

● 1.5 2.3 5.2 6.1 6.3 7.1 7.2 7.4

| M | P mm | $l_1$ mm | $l_2$ mm | $d_2$ Ø mm | a mm | $l_3$ mm | z | ↔ | $l_4$ mm | e-Code |
|---|---|---|---|---|---|---|---|---|---|---|
| **5** | 0.80 | 70 | 13 | 6.0 | 4.9 | 8 | 5 | 4.60 | 25 | **E315M5** |
| **6** | 1.00 | 80 | 15 | 6.0 | 4.9 | 8 | 5 | 5.50 | 30 | **E315M6** |
| **8** | 1.25 | 90 | 18 | 8.0 | 6.2 | 9 | 5 | 7.40 | 35 | **E315M8** |
| **10** | 1.50 | 100 | 20 | 10.0 | 8.0 | 11 | 5 | 9.30 | 39 | **E315M10** |
| **12** | 1.75 | 110 | 23 | 9.0 | 7.0 | 10 | 5 | 11.20 | - | **E315M12** |

# E313

- Machine Tap
- Tarauds machine
- Maschinen-Gewindeformer
- Machos de máquina
- Roltappen
- Macho de Máquina




## E313




■ 6.1 6.3 7.1 7.2 7.3

| M | P mm | $l_1$ mm | $l_2$ mm | $d_2$ Ø mm | a mm | $l_3$ mm | z | | $l_4$ mm | e-Code |
|---|---|---|---|---|---|---|---|---|---|---|
| **3** | 0.50 | 56 | 9 | 3.5 | 2.7 | 6 | 4 | 2.80 | 18 | **E313M3** |
| **4** | 0.70 | 63 | 12 | 4.5 | 3.4 | 6 | 5 | 3.70 | 21 | **E313M4** |
| **5** | 0.80 | 70 | 13 | 6.0 | 4.9 | 8 | 5 | 4.60 | 25 | **E313M5** |
| **6** | 1.00 | 80 | 15 | 6.0 | 4.9 | 8 | 5 | 5.50 | 30 | **E313M6** |
| **8** | 1.25 | 90 | 18 | 8.0 | 6.2 | 9 | 5 | 7.40 | 35 | **E313M8** |

# E309

- Machine Tap
- Maschinen-Gewindeformer
- Roltappen
- Tarauds machine
- Machos de máquina
- Macho de Máquina




## E309




■ 1.1 1.2 1.3 1.4 2.1 2.2 4.1 5.1 7.3

● 1.5 2.3 5.2 6.1 6.3 7.1 7.2 7.4

| M | P mm | $l_1$ mm | $l_2$ mm | $d_2$ Ø mm | a mm | $l_3$ mm | z | ↔ | $l_4$ mm | e-Code |
|---|---|---|---|---|---|---|---|---|---|---|
| **3** | 0.50 | 56 | 9 | 3.5 | 2.7 | 6 | 4 | 2.80 | 18 | **E309M3** |
| **3.5** | 0.60 | 56 | 11 | 4.0 | 3.0 | 6 | 4 | 3.20 | 20 | **E309M3.5** |
| **4** | 0.70 | 63 | 12 | 4.5 | 3.4 | 6 | 5 | 3.70 | 21 | **E309M4** |
| **5** | 0.80 | 70 | 13 | 6.0 | 4.9 | 8 | 5 | 4.60 | 25 | **E309M5** |
| **6** | 1.00 | 80 | 15 | 6.0 | 4.9 | 8 | 5 | 5.50 | 30 | **E309M6** |
| **8** | 1.25 | 90 | 18 | 8.0 | 6.2 | 9 | 5 | 7.40 | 35 | **E309M8** |
| **10** | 1.50 | 100 | 20 | 10.0 | 8.0 | 11 | 5 | 9.30 | 39 | **E309M10** |
| **12** | 1.75 | 110 | 23 | 9.0 | 7.0 | 10 | 5 | 11.20 | - | **E309M12** |

# E310

- Machine Tap
- Tarauds machine
- Maschinen-Gewindeformer
- Machos de máquina
- Roltappen
- Macho de Máquina




## E310




■ 1.1 1.2 1.3 1.4 2.1 2.2 4.1 5.1 7.3

● 1.5 2.3 5.2 6.1 6.3 7.1 7.2 7.4

| M | P mm | $l_1$ mm | $l_2$ mm | $d_2$ Ø mm | a mm | $l_3$ mm | z | | $l_4$ mm | e-Code |
|---|---|---|---|---|---|---|---|---|---|---|
| **3** | 0.50 | 56 | 9 | 3.5 | 2.7 | 6 | 4 | 2.80 | 18 | **E310M3** |
| **4** | 0.70 | 63 | 12 | 4.5 | 3.4 | 6 | 5 | 3.70 | 21 | **E310M4** |
| **5** | 0.80 | 70 | 13 | 6.0 | 4.9 | 8 | 5 | 4.60 | 25 | **E310M5** |
| **6** | 1.00 | 80 | 15 | 6.0 | 4.9 | 8 | 5 | 5.50 | 30 | **E310M6** |
| **8** | 1.25 | 90 | 18 | 8.0 | 6.2 | 9 | 5 | 7.40 | 35 | **E310M8** |
| **10** | 1.50 | 100 | 20 | 10.0 | 8.0 | 11 | 5 | 9.30 | 39 | **E310M10** |

# E323

- Machine Tap
- Maschinen-Gewindeformer
- Roltappen
- Tarauds machine
- Machos de máquina
- Macho de Máquina




## E323




■ 1.1 1.2 1.3 1.4 2.1 2.2 4.1 5.1 7.3

● 1.5 2.3 5.2 6.1 6.3 7.1 7.2 7.4

| M | P mm | $l_1$ mm | $l_2$ mm | $d_2$ Ø mm | a mm | $l_3$ mm | z | ↔ | $l_4$ mm | e-Code |
|---|---|---|---|---|---|---|---|---|---|---|
| **3** | 0.50 | 63 | 12 | 4.5 | 3.4 | 6 | 4 | 3.40 | 21 | **E323M3** |
| **4** | 0.70 | 70 | 13 | 6.0 | 4.9 | 8 | 4 | 4.60 | 25 | **E323M4** |
| **5** | 0.80 | 80 | 15 | 6.0 | 4.9 | 8 | 4 | 5.70 | 30 | **E323M5** |
| **6** | 1.00 | 90 | 18 | 8.0 | 6.2 | 9 | 5 | 6.80 | 35 | **E323M6** |
| **8** | 1.25 | 100 | 20 | 10.0 | 8 | 11 | 5 | 9.10 | 39 | **E323M8** |
| **10** | 1.50 | 100 | 21 | 9.0 | 7 | 10 | 5 | 11.30 | - | **E323M10** |
| **12** | 1.75 | 110 | 25 | 11.0 | 9 | 12 | 6 | 13.50 | - | **E323M12** |

# E650

- Combi Taps
- Foret taraudeur
- Kombination Bohrer-Gewindebohrer
- Combinación broca-macho
- Combi-Boortappen
- Macho Broca

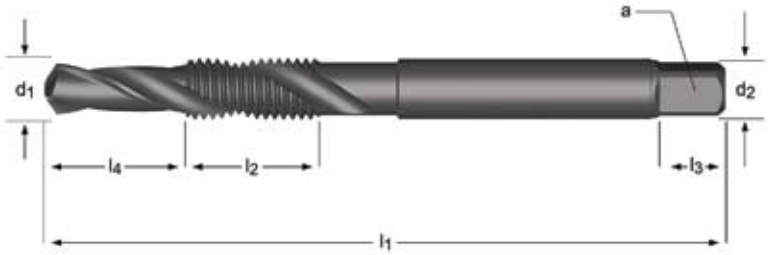

## E650




- 1.1 1.2 1.3 1.4 3.2 6.2 6.3 7.1 7.2 8.1

| M | P mm | $d_1$ Ø mm | $l_1$ mm | $l_2$ mm | $l_4$ mm | $d_2$ Ø mm | a mm | $l_3$ mm | z | e-Code |
|---|---|---|---|---|---|---|---|---|---|---|
| **3** | 0.50 | 2.5 | 56 | 10 | 6 | 3.15 | 2.5 | 5.0 | 2 | **E650M3** |
| **4** | 0.70 | 3.3 | 65 | 12 | 8 | 4.0 | 3.15 | 6.0 | 2 | **E650M4** |
| **5** | 0.80 | 4.2 | 69 | 15 | 10 | 5.0 | 4.00 | 7.0 | 2 | **E650M5** |
| **6** | 1.00 | 5.0 | 84 | 18 | 12 | 6.3 | 5.00 | 8.0 | 2 | **E650M6** |
| **8** | 1.25 | 6.8 | 96 | 21 | 16 | 8.0 | 6.30 | 9.0 | 2 | **E650M8** |
| **10** | 1.50 | 8.5 | 108 | 22 | 20 | 10.0 | 8.00 | 11.0 | 2 | **E650M10** |
| **12** | 1.75 | 10.2 | 113 | 29 | 24 | 9.0 | 7.10 | 10.0 | 2 | **E650M12** |
| **14** | 2.00 | 12.0 | 123 | 30 | 28 | 11.2 | 9.00 | 12.0 | 2 | **E650M14** |
| **16** | 2.00 | 14.0 | 134 | 32 | 32 | 12.5 | 10.00 | 13.0 | 2 | **E650M16** |

# E269

- Machine Tap, White Shark
- Tarauds machine, Shark bague blanche
- Maschinen-Gewindebohrer, Weissring, Shark
- Machos de máquina Shark (Anillo Blanco)
- Machinetappen, Shark Witring
- Macho de Máq., Branco Shark




## E269




■ 3.1 3.2 3.3 8.2

● 3.4 6.2 6.4 7.4

| MF | P mm | $l_1$ mm | $l_2$ mm | $d_2$ Ø mm | a mm | $l_3$ mm | z | | e-Code |
|---|---|---|---|---|---|---|---|---|---|
| **10** | 1.00 | 90 | 20 | 7 | 5.5 | 8 | 4 | 9 | **E269M10X1.0** |
| **10** | 1.25 | 100 | 20 | 7 | 5.5 | 8 | 4 | 8.8 | **E269M10X1.25** |
| **12** | 1.25 | 100 | 21 | 9 | 7.0 | 10 | 4 | 10.8 | **E269M12X1.25** |
| **12** | 1.50 | 100 | 21 | 9 | 7.0 | 10 | 4 | 10.5 | **E269M12X1.5** |
| **14** | 1.50 | 100 | 21 | 11 | 9.0 | 12 | 4 | 12.5 | **E269M14X1.5** |
| **16** | 1.50 | 100 | 21 | 12 | 9.0 | 12 | 4 | 14.5 | **E269M16X1.5** |
| **18** | 1.50 | 110 | 24 | 14 | 11.0 | 14 | 4 | 16.5 | **E269M18X1.5** |
| **20** | 1.50 | 125 | 24 | 16 | 12.0 | 15 | 4 | 18.5 | **E269M20X1.5** |

# E268

DORMER

- Machine Tap
- Maschinen-Gewindebohrer
- Machinetappen
- Tarauds machine
- Machos de máquina
- Macho de Máquina




## E268




1.1 1.2 1.3 1.4 1.5 3.1 3.2 3.3 6.2 6.3 7.2 7.3 8.2

| MF | P mm | $l_1$ mm | $l_2$ mm | $d_2$ Ø mm | a mm | $l_3$ mm | z | ↔ | e-Code |
|---|---|---|---|---|---|---|---|---|---|
| 4 | 0.50 | 63 | 10 | 2.8 | 2.1 | 5 | 3 | 3.5 | E268M4X.5 |
| 5 | 0.50 | 70 | 13 | 3.5 | 2.7 | 6 | 3 | 4.5 | E268M5X.5 |
| 6 | 0.75 | 80 | 15 | 4.5 | 3.4 | 6 | 3 | 5.3 | E268M6X.75 |
| 7 | 0.75 | 80 | 15 | 5.5 | 4.3 | 7 | 3 | 6.3 | E268M7X.75 |
| 8 | 0.75 | 80 | 15 | 6.0 | 4.9 | 8 | 3 | 7.3 | E268M8X.75 |
| 8 | 1.00 | 90 | 18 | 6.0 | 4.9 | 8 | 3 | 7 | E268M8X1.0 |
| 9 | 1.00 | 90 | 18 | 6.0 | 4.9 | 8 | 3 | 8 | E268M9X1.0 |
| 10 | 0.75 | 90 | 20 | 7.0 | 5.5 | 8 | 3 | 9.3 | E268M10X.75 |
| 10 | 1.00 | 90 | 20 | 7.0 | 5.5 | 8 | 3 | 9 | E268M10X1.0 |
| 10 | 1.25 | 100 | 20 | 7.0 | 5.5 | 8 | 3 | 8.8 | E268M10X1.25 |
| 11 | 1.00 | 90 | 20 | 8.0 | 6.2 | 9 | 3 | 10 | E268M11X1.0 |
| 12 | 1.00 | 100 | 21 | 9.0 | 7.0 | 10 | 4 | 11 | E268M12X1.0 |
| 12 | 1.25 | 100 | 21 | 9.0 | 7.0 | 10 | 4 | 10.8 | E268M12X1.25 |
| 12 | 1.50 | 100 | 21 | 9.0 | 7.0 | 10 | 4 | 10.5 | E268M12X1.5 |
| 14 | 1.00 | 100 | 21 | 11.0 | 9.0 | 12 | 4 | 13 | E268M14X1.0 |
| 14 | 1.25 | 100 | 21 | 11.0 | 9.0 | 12 | 4 | 12.8 | E268M14X1.25 |
| 14 | 1.50 | 100 | 21 | 11.0 | 9.0 | 12 | 4 | 12.5 | E268M14X1.5 |
| 15 | 1.50 | 100 | 21 | 12.0 | 9.0 | 12 | 4 | 13.5 | E268M15X1.5 |
| 16 | 1.00 | 100 | 21 | 12.0 | 9.0 | 12 | 4 | 15 | E268M16X1.0 |
| 16 | 1.50 | 100 | 21 | 12.0 | 9.0 | 12 | 4 | 14.5 | E268M16X1.5 |
| 18 | 1.00 | 110 | 24 | 14.0 | 11.0 | 14 | 4 | 17 | E268M18X1.0 |
| 18 | 1.50 | 110 | 24 | 14.0 | 11.0 | 14 | 4 | 16.5 | E268M18X1.5 |
| 20 | 1.00 | 125 | 24 | 16.0 | 12.0 | 15 | 4 | 19 | E268M20X1.0 |
| 20 | 1.50 | 125 | 24 | 16.0 | 12.0 | 15 | 4 | 18.5 | E268M20X1.5 |
| 22 | 1.00 | 125 | 25 | 18.0 | 14.5 | 17 | 4 | 21 | E268M22X1.0 |
| 22 | 1.50 | 125 | 25 | 18.0 | 14.5 | 17 | 4 | 20.5 | E268M22X1.5 |
| 24 | 1.00 | 140 | 28 | 18.0 | 14.5 | 17 | 4 | 23 | E268M24X1.0 |
| 24 | 1.50 | 140 | 28 | 18.0 | 14.5 | 17 | 4 | 22.5 | E268M24X1.5 |
| 24 | 2.00 | 140 | 28 | 18.0 | 14.5 | 17 | 4 | 22 | E268M24X2.0 |
| 25 | 1.50 | 140 | 28 | 18.0 | 14.5 | 17 | 4 | 23.5 | E268M25X1.5 |
| 25 | 2.00 | 140 | 28 | 18.0 | 14.5 | 17 | 4 | 23 | E268M25X2.0 |
| 26 | 1.50 | 140 | 28 | 18.0 | 14.5 | 17 | 4 | 24.5 | E268M26X1.5 |
| 26 | 2.00 | 140 | 28 | 18.0 | 14.5 | 17 | 4 | 24 | E268M26X2.0 |
| 27 | 1.50 | 140 | 28 | 20.0 | 16.0 | 19 | 4 | 25.5 | E268M27X1.5 |
| 27 | 2.00 | 140 | 28 | 20.0 | 16.0 | 19 | 4 | 25 | E268M27X2.0 |
| 28 | 1.50 | 140 | 28 | 20.0 | 16.0 | 19 | 4 | 26.5 | E268M28X1.5 |
| 28 | 2.00 | 140 | 28 | 20.0 | 16.0 | 19 | 4 | 26 | E268M28X2.0 |
| 30 | 1.50 | 150 | 28 | 22.0 | 18.0 | 21 | 4 | 28.5 | E268M30X1.5 |
| 30 | 2.00 | 150 | 28 | 22.0 | 18.0 | 21 | 4 | 28 | E268M30X2.0 |
| 32 | 1.50 | 150 | 28 | 22.0 | 18.0 | 21 | 4 | 30.5 | E268M32X1.5 |
| 32 | 2.00 | 150 | 28 | 22.0 | 18.0 | 21 | 4 | 30 | E268M32X2.0 |
| 33 | 1.50 | 160 | 30 | 25.0 | 20.0 | 23 | 4 | 31.5 | E268M33X1.5 |
| 34 | 1.50 | 170 | 30 | 28.0 | 22.0 | 25 | 4 | 32.5 | E268M34X1.5 |
| 35 | 1.50 | 170 | 30 | 28.0 | 22.0 | 25 | 4 | 33.5 | E268M35X1.5 |
| 36 | 1.50 | 170 | 30 | 28.0 | 22.0 | 25 | 4 | 34.5 | E268M36X1.5 |
| 36 | 2.00 | 170 | 30 | 28.0 | 22.0 | 25 | 4 | 34 | E268M36X2.0 |

# E268

| MF | P mm | $l_1$ mm | $l_2$ mm | $d_2$ Ø mm | a mm | $l_3$ mm | z | ↔ | e-Code |
|---|---|---|---|---|---|---|---|---|---|
| **36** | 3.00 | 200 | 55 | 28.0 | 22.0 | 25 | 4 | 33 | **E268M36X3.0** |
| **40** | 1.50 | 170 | 30 | 32.0 | 24.0 | 27 | 4 | 38.5 | **E268M40X1.5** |
| **40** | 2.00 | 170 | 30 | 32.0 | 24.0 | 27 | 4 | 38 | **E268M40X2.0** |
| **40** | 3.00 | 200 | 60 | 32.0 | 24.0 | 27 | 4 | 37 | **E268M40X3.0** |
| **42** | 1.50 | 170 | 30 | 32.0 | 24.0 | 27 | 4 | 40.5 | **E268M42X1.5** |
| **42** | 2.00 | 170 | 30 | 32.0 | 24.0 | 27 | 4 | 40 | **E268M42X2.0** |
| **42** | 3.00 | 200 | 60 | 32.0 | 24.0 | 27 | 4 | 39 | **E268M42X3.0** |
| **45** | 1.50 | 180 | 32 | 36.0 | 29.0 | 32 | 6 | 43.5 | **E268M45X1.5** |
| **45** | 2.00 | 180 | 32 | 36.0 | 29.0 | 32 | 6 | 43 | **E268M45X2.0** |
| **45** | 3.00 | 200 | 42 | 36.0 | 29.0 | 32 | 6 | 42 | **E268M45X3.0** |
| **48** | 1.50 | 190 | 32 | 36.0 | 29.0 | 32 | 6 | 46.5 | **E268M48X1.5** |
| **48** | 2.00 | 190 | 32 | 36.0 | 29.0 | 32 | 6 | 46 | **E268M48X2.0** |
| **48** | 3.00 | 225 | 50 | 36.0 | 29.0 | 32 | 6 | 45 | **E268M48X3.0** |
| **50** | 1.50 | 190 | 32 | 36.0 | 29.0 | 32 | 6 | 48.5 | **E268M50X1.5** |
| **50** | 2.00 | 190 | 30 | 36.0 | 29.0 | 32 | 6 | 48 | **E268M50X2.0** |
| **50** | 3.00 | 225 | 50 | 36.0 | 29.0 | 32 | 6 | 47 | **E268M50X3.0** |

# E242 / E290

DORMER

- Machine Tap
- Maschinen-Gewindebohrer
- Machinetappen
- Tarauds machine
- Machos de máquina
- Macho de Máquina




## E242

MF | HSCo | DIN 371 | 6H | 1.5xD | C 2 - 3

1.1 1.2 1.3 1.4 1.5 3.1 3.2 3.3 6.2 6.3 7.2 7.3 8.2

| MF | P mm | $l_1$ mm | $l_2$ mm | $d_2$ Ø mm | a mm | $l_3$ mm | z | | $l_4$ mm | e-Code |
|---|---|---|---|---|---|---|---|---|---|---|
| **8** | 1.00 | 90 | 18 | 8.0 | 6.2 | 9 | 3 | 7 | 35 | **E242M8X1.0** |
| **10** | 1.00 | 100 | 20 | 10.0 | 8.0 | 11 | 3 | 9 | 39 | **E242M10X1.0** |




## E290

MF | HSCo | DIN 374 | 6H | 1.5xD | C 2 - 3

1.1 1.2 1.3 1.4 1.5 3.1 3.2 3.3 6.2 6.3 7.2 7.3 8.2

| MF | P mm | $l_1$ mm | $l_2$ mm | $d_2$ Ø mm | a mm | $l_3$ mm | z | | e-Code |
|---|---|---|---|---|---|---|---|---|---|
| **12** | 1.00 | 100 | 21 | 9.0 | 7.0 | 10 | 4 | 11 | **E290M12X1.0** |
| **12** | 1.50 | 100 | 21 | 9.0 | 7.0 | 10 | 4 | 10.5 | **E290M12X1.5** |
| **14** | 1.00 | 100 | 21 | 11.0 | 9.0 | 12 | 4 | 13 | **E290M14X1.0** |
| **14** | 1.50 | 100 | 21 | 11.0 | 9.0 | 12 | 4 | 12.5 | **E290M14X1.5** |
| **16** | 1.00 | 100 | 21 | 12.0 | 9.0 | 12 | 4 | 15 | **E290M16X1.0** |
| **16** | 1.50 | 100 | 21 | 12.0 | 9.0 | 12 | 4 | 14.5 | **E290M16X1.5** |
| **18** | 1.50 | 110 | 24 | 14.0 | 11.0 | 14 | 4 | 16.5 | **E290M18X1.5** |
| **20** | 1.50 | 125 | 24 | 16.0 | 12.0 | 15 | 4 | 18.5 | **E290M20X1.5** |
| **22** | 1.50 | 125 | 25 | 18.0 | 14.5 | 17 | 4 | 20.5 | **E290M22X1.5** |
| **24** | 1.50 | 140 | 28 | 18.0 | 14.5 | 17 | 4 | 22.5 | **E290M24X1.5** |

# E105

- Hand Tap
- Handgewindebohrer
- Handtappen
- Tarauds à main
- Machos de mano
- Machos Manuais




## E105




• 1.1 1.2 1.3 1.4 1.5 3.1 3.2 3.3 3.4 6.1 6.2 6.3 6.4 7.2 7.3 7.4 8.2 8.3

| MF | P mm | $l_1$ mm | $l_2$ mm | $d_2$ Ø mm | a mm | z | | e-Code |
|---|---|---|---|---|---|---|---|---|
| 2.5 | 0.35 | 40 | 9 | 2.8 | 2.1 | 3 | 2.15 | E105M2.5X.35NO3 |
| 2.5 | 0.35 | 40 | 9 | 2.8 | 2.1 | 3 | 2.15 | E105M2.5X.35NO5 |
| 2.5 | 0.35 | 40 | 9 | 2.8 | 2.1 | 3 | 2.15 | E105M2.5X.35NO9 |
| 3 | 0.35 | 40 | 9 | 3.5 | 2.7 | 3 | 2.65 | E105M3X.35NO3 |
| 3 | 0.35 | 40 | 9 | 3.5 | 2.7 | 3 | 2.65 | E105M3X.35NO5 |
| 3 | 0.35 | 40 | 9 | 3.5 | 2.7 | 3 | 2.65 | E105M3X.35NO9 |
| 3.5 | 0.35 | 45 | 10 | 4.0 | 3.0 | 3 | 3.2 | E105M3.5X.35NO3 |
| 3.5 | 0.35 | 45 | 10 | 4.0 | 3.0 | 3 | 3.2 | E105M3.5X.35NO5 |
| 3.5 | 0.35 | 45 | 10 | 4.0 | 3.0 | 3 | 3.2 | E105M3.5X.35NO9 |
| 4 | 0.50 | 45 | 12 | 4.5 | 3.4 | 3 | 3.5 | E105M4X.5NO3 |
| 4 | 0.50 | 45 | 12 | 4.5 | 3.4 | 3 | 3.5 | E105M4X.5NO5 |
| 4 | 0.50 | 45 | 12 | 4.5 | 3.4 | 3 | 3.5 | E105M4X.5NO9 |
| 5 | 0.50 | 50 | 14 | 6.0 | 4.9 | 3 | 4.5 | E105M5X.5NO3 |
| 5 | 0.50 | 50 | 14 | 6.0 | 4.9 | 3 | 4.5 | E105M5X.5NO5 |
| 5 | 0.50 | 50 | 14 | 6.0 | 4.9 | 3 | 4.5 | E105M5X.5NO9 |
| 5.5 | 0.50 | 56 | 16 | 6.0 | 4.9 | 3 | 5 | E105M5.5X.5NO9 |
| 6 | 0.75 | 56 | 16 | 6.0 | 4.9 | 3 | 5.3 | E105M6X.75NO3 |
| 6 | 0.75 | 56 | 16 | 6.0 | 4.9 | 3 | 5.3 | E105M6X.75NO5 |
| 6 | 0.75 | 56 | 16 | 6.0 | 4.9 | 3 | 5.3 | E105M6X.75NO9 |
| 7 | 0.75 | 56 | 16 | 6.0 | 4.9 | 3 | 6.3 | E105M7X.75NO3 |
| 7 | 0.75 | 56 | 16 | 6.0 | 4.9 | 3 | 6.3 | E105M7X.75NO5 |
| 7 | 0.75 | 56 | 16 | 6.0 | 4.9 | 3 | 6.3 | E105M7X.75NO9 |
| 8 | 0.75 | 56 | 16 | 6.0 | 4.9 | 3 | 7.3 | E105M8X.75NO3 |
| 8 | 0.75 | 56 | 16 | 6.0 | 4.9 | 3 | 7.3 | E105M8X.75NO5 |
| 8 | 0.75 | 56 | 16 | 6.0 | 4.9 | 3 | 7.3 | E105M8X.75NO9 |
| 8 | 1.00 | 63 | 19 | 6.0 | 4.9 | 3 | 7 | E105M8X1.0NO3 |
| 8 | 1.00 | 63 | 19 | 6.0 | 4.9 | 3 | 7 | E105M8X1.0NO5 |
| 8 | 1.00 | 63 | 19 | 6.0 | 4.9 | 3 | 7 | E105M8X1.0NO9 |
| 9 | 0.75 | 63 | 19 | 7.0 | 5.5 | 3 | 8.3 | E105M9X.75NO3 |
| 9 | 0.75 | 63 | 19 | 7.0 | 5.5 | 3 | 8.3 | E105M9X.75NO5 |
| 9 | 0.75 | 63 | 19 | 7.0 | 5.5 | 3 | 8.3 | E105M9X.75NO9 |
| 9 | 1.00 | 63 | 19 | 7.0 | 5.5 | 3 | 8 | E105M9X1.0NO3 |
| 9 | 1.00 | 63 | 19 | 7.0 | 5.5 | 3 | 8 | E105M9X1.0NO5 |
| 9 | 1.00 | 63 | 19 | 7.0 | 5.5 | 3 | 8 | E105M9X1.0NO9 |
| 10 | 0.75 | 63 | 16 | 7.0 | 5.5 | 3 | 9.3 | E105M10X.75NO3 |
| 10 | 0.75 | 63 | 16 | 7.0 | 5.5 | 3 | 9.3 | E105M10X.75NO5 |
| 10 | 0.75 | 63 | 16 | 7.0 | 5.5 | 3 | 9.3 | E105M10X.75NO9 |
| 10 | 1.00 | 63 | 16 | 7.0 | 5.5 | 3 | 9 | E105M10X1.0NO3 |
| 10 | 1.00 | 63 | 16 | 7.0 | 5.5 | 3 | 9 | E105M10X1.0NO5 |
| 10 | 1.00 | 63 | 16 | 7.0 | 5.5 | 3 | 9 | E105M10X1.0NO9 |
| 10 | 1.25 | 70 | 22 | 7.0 | 5.5 | 3 | 8.8 | E105M10X1.25NO3 |
| 10 | 1.25 | 70 | 22 | 7.0 | 5.5 | 3 | 8.8 | E105M10X1.25NO5 |
| 10 | 1.25 | 70 | 22 | 7.0 | 5.5 | 3 | 8.8 | E105M10X1.25NO9 |
| 11 | 0.75 | 63 | 15 | 8.0 | 6.2 | 3 | 10.3 | E105M11X.75NO3 |
| 11 | 0.75 | 63 | 15 | 8.0 | 6.2 | 3 | 10.3 | E105M11X.75NO5 |
| 11 | 0.75 | 63 | 15 | 8.0 | 6.2 | 3 | 10.3 | E105M11X.75NO9 |

NO1 – NO9 299

# E105

DORMER

| MF | P mm | $l_1$ mm | $l_2$ mm | $d_2$ Ø mm | a mm | z | ↔ | e-Code |
|---|---|---|---|---|---|---|---|---|
| 11 | 1.00 | 63 | 15 | 8.0 | 6.2 | 3 | 10 | E105M11X1.0NO3 |
| 11 | 1.00 | 63 | 15 | 8.0 | 6.2 | 3 | 10 | E105M11X1.0NO5 |
| 11 | 1.00 | 63 | 15 | 8.0 | 6.2 | 3 | 10 | E105M11X1.0NO9 |
| 12 | 1.00 | 70 | 16 | 9.0 | 7.0 | 3 | 11 | E105M12X1.0NO3 |
| 12 | 1.00 | 70 | 16 | 9.0 | 7.0 | 3 | 11 | E105M12X1.0NO5 |
| 12 | 1.00 | 70 | 16 | 9.0 | 7.0 | 3 | 11 | E105M12X1.0NO9 |
| 12 | 1.25 | 70 | 16 | 9.0 | 7.0 | 3 | 10.8 | E105M12X1.25NO3 |
| 12 | 1.25 | 70 | 16 | 9.0 | 7.0 | 3 | 10.8 | E105M12X1.25NO5 |
| 12 | 1.25 | 70 | 16 | 9.0 | 7.0 | 3 | 10.8 | E105M12X1.25NO9 |
| 12 | 1.50 | 70 | 16 | 9.0 | 7.0 | 3 | 10.5 | E105M12X1.5NO3 |
| 12 | 1.50 | 70 | 16 | 9.0 | 7.0 | 3 | 10.5 | E105M12X1.5NO5 |
| 12 | 1.50 | 70 | 16 | 9.0 | 7.0 | 3 | 10.5 | E105M12X1.5NO9 |
| 14 | 1.00 | 70 | 16 | 11.0 | 9.0 | 4 | 13 | E105M14X1.0NO3 |
| 14 | 1.00 | 70 | 16 | 11.0 | 9.0 | 4 | 13 | E105M14X1.0NO5 |
| 14 | 1.00 | 70 | 16 | 11.0 | 9.0 | 4 | 13 | E105M14X1.0NO9 |
| 14 | 1.25 | 70 | 16 | 11.0 | 9.0 | 4 | 12.8 | E105M14X1.25NO3 |
| 14 | 1.25 | 70 | 16 | 11.0 | 9.0 | 4 | 12.8 | E105M14X1.25NO5 |
| 14 | 1.25 | 70 | 16 | 11.0 | 9.0 | 4 | 12.8 | E105M14X1.25NO9 |
| 14 | 1.50 | 70 | 16 | 11.0 | 9.0 | 4 | 12.5 | E105M14X1.5NO3 |
| 14 | 1.50 | 70 | 16 | 11.0 | 9.0 | 4 | 12.5 | E105M14X1.5NO5 |
| 14 | 1.50 | 70 | 16 | 11.0 | 9.0 | 4 | 12.5 | E105M14X1.5NO9 |
| 15 | 1.00 | 70 | 16 | 12.0 | 9.0 | 4 | 14 | E105M15X1.0NO3 |
| 15 | 1.00 | 70 | 16 | 12.0 | 9.0 | 4 | 14 | E105M15X1.0NO5 |
| 15 | 1.00 | 70 | 16 | 12.0 | 9.0 | 4 | 14 | E105M15X1.0NO9 |
| 15 | 1.50 | 70 | 16 | 12.0 | 9.0 | 4 | 13.5 | E105M15X1.5NO3 |
| 15 | 1.50 | 70 | 16 | 12.0 | 9.0 | 4 | 13.5 | E105M15X1.5NO5 |
| 15 | 1.50 | 70 | 16 | 12.0 | 9.0 | 4 | 13.5 | E105M15X1.5NO9 |
| 16 | 1.00 | 70 | 16 | 12.0 | 9.0 | 4 | 15 | E105M16X1.0NO3 |
| 16 | 1.00 | 70 | 16 | 12.0 | 9.0 | 4 | 15 | E105M16X1.0NO5 |
| 16 | 1.00 | 70 | 16 | 12.0 | 9.0 | 4 | 15 | E105M16X1.0NO9 |
| 16 | 1.50 | 70 | 16 | 12.0 | 9.0 | 4 | 14.5 | E105M16X1.5NO3 |
| 16 | 1.50 | 70 | 16 | 12.0 | 9.0 | 4 | 14.5 | E105M16X1.5NO5 |
| 16 | 1.50 | 70 | 16 | 12.0 | 9.0 | 4 | 14.5 | E105M16X1.5NO9 |
| 18 | 1.00 | 80 | 18 | 14.0 | 11.0 | 4 | 17 | E105M18X1.0NO3 |
| 18 | 1.00 | 80 | 18 | 14.0 | 11.0 | 4 | 17 | E105M18X1.0NO5 |
| 18 | 1.00 | 80 | 18 | 14.0 | 11.0 | 4 | 17 | E105M18X1.0NO9 |
| 18 | 1.50 | 80 | 18 | 14.0 | 11.0 | 4 | 16.5 | E105M18X1.5NO3 |
| 18 | 1.50 | 80 | 18 | 14.0 | 11.0 | 4 | 16.5 | E105M18X1.5NO5 |
| 18 | 1.50 | 80 | 18 | 14.0 | 11.0 | 4 | 16.5 | E105M18X1.5NO9 |
| 20 | 1.00 | 80 | 18 | 16.0 | 12.0 | 4 | 19 | E105M20X1.0NO3 |
| 20 | 1.00 | 80 | 18 | 16.0 | 12.0 | 4 | 19 | E105M20X1.0NO5 |
| 20 | 1.00 | 80 | 18 | 16.0 | 12.0 | 4 | 19 | E105M20X1.0NO9 |
| 20 | 1.50 | 80 | 18 | 16.0 | 12.0 | 4 | 18.5 | E105M20X1.5NO3 |
| 20 | 1.50 | 80 | 18 | 16.0 | 12.0 | 4 | 18.5 | E105M20X1.5NO5 |
| 20 | 1.50 | 80 | 18 | 16.0 | 12.0 | 4 | 18.5 | E105M20X1.5NO9 |
| 22 | 1.00 | 80 | 22 | 18.0 | 14.5 | 4 | 21 | E105M22X1.0NO3 |
| 22 | 1.00 | 80 | 22 | 18.0 | 14.5 | 4 | 21 | E105M22X1.0NO5 |
| 22 | 1.00 | 80 | 22 | 18.0 | 14.5 | 4 | 21 | E105M22X1.0NO9 |
| 22 | 1.50 | 80 | 22 | 18.0 | 14.5 | 4 | 20.5 | E105M22X1.5NO3 |
| 22 | 1.50 | 80 | 22 | 18.0 | 14.5 | 4 | 20.5 | E105M22X1.5NO5 |
| 22 | 1.50 | 80 | 22 | 18.0 | 14.5 | 4 | 20.5 | E105M22X1.5NO9 |
| 24 | 1.00 | 90 | 22 | 18.0 | 14.5 | 4 | 23 | E105M24X1.0NO3 |
| 24 | 1.00 | 90 | 22 | 18.0 | 14.5 | 4 | 23 | E105M24X1.0NO5 |
| 24 | 1.00 | 90 | 22 | 18.0 | 14.5 | 4 | 23 | E105M24X1.0NO9 |
| 24 | 1.50 | 90 | 22 | 18.0 | 14.5 | 4 | 22.5 | E105M24X1.5NO3 |
| 24 | 1.50 | 90 | 22 | 18.0 | 14.5 | 4 | 22.5 | E105M24X1.5NO5 |
| 24 | 1.50 | 90 | 22 | 18.0 | 14.5 | 4 | 22.5 | E105M24X1.5NO9 |
| 24 | 2.00 | 90 | 22 | 18.0 | 14.5 | 4 | 22 | E105M24X2.0NO3 |
| 24 | 2.00 | 90 | 22 | 18.0 | 14.5 | 4 | 22 | E105M24X2.0NO5 |
| 24 | 2.00 | 90 | 22 | 18.0 | 14.5 | 4 | 22 | E105M24X2.0NO9 |
| 25 | 1.50 | 90 | 22 | 18.0 | 14.5 | 4 | 23.5 | E105M25X1.5NO3 |
| 25 | 1.50 | 90 | 22 | 18.0 | 14.5 | 4 | 23.5 | E105M25X1.5NO5 |
| 25 | 1.50 | 90 | 22 | 18.0 | 14.5 | 4 | 23.5 | E105M25X1.5NO9 |
| 25 | 2.00 | 90 | 22 | 18.0 | 14.5 | 4 | 23 | E105M25X2.0NO3 |
| 25 | 2.00 | 90 | 22 | 18.0 | 14.5 | 4 | 23 | E105M25X2.0NO9 |
| 25 | 2.00 | 90 | 22 | 18.0 | 14.5 | 4 | 23 | E105M25X2.0NO5 |
| 27 | 1.50 | 90 | 22 | 20.0 | 16.0 | 4 | 25.5 | E105M27X1.5NO3 |
| 27 | 1.50 | 90 | 22 | 20.0 | 16.0 | 4 | 25.5 | E105M27X1.5NO5 |
| 27 | 1.50 | 90 | 22 | 20.0 | 16.0 | 4 | 25.5 | E105M27X1.5NO9 |
| 27 | 2.00 | 90 | 22 | 20.0 | 16.0 | 4 | 25 | E105M27X2.0NO3 |
| 27 | 2.00 | 90 | 22 | 20.0 | 16.0 | 4 | 25 | E105M27X2.0NO5 |
| 27 | 2.00 | 90 | 22 | 20.0 | 16.0 | 4 | 25 | E105M27X2.0NO9 |

NO1 – NO9 299

# E105

| MF | P mm | $l_1$ mm | $l_2$ mm | $d_2$ Ø mm | a mm | z | ↔ | e-Code |
|---|---|---|---|---|---|---|---|---|
| 28 | 1.50 | 90 | 22 | 20.0 | 16.0 | 4 | 26.5 | E105M28X1.5NO3 |
| 28 | 1.50 | 90 | 22 | 20.0 | 16.0 | 4 | 26.5 | E105M28X1.5NO5 |
| 28 | 1.50 | 90 | 22 | 20.0 | 16.0 | 4 | 26.5 | E105M28X1.5NO9 |
| 28 | 2.00 | 90 | 22 | 20.0 | 16.0 | 4 | 26 | E105M28X2.0NO3 |
| 28 | 2.00 | 90 | 22 | 20.0 | 16.0 | 4 | 26 | E105M28X2.0NO5 |
| 28 | 2.00 | 90 | 22 | 20.0 | 16.0 | 4 | 26 | E105M28X2.0NO9 |
| 30 | 1.50 | 90 | 22 | 22.0 | 18.0 | 4 | 28.5 | E105M30X1.5NO3 |
| 30 | 1.50 | 90 | 22 | 22.0 | 18.0 | 4 | 28.5 | E105M30X1.5NO5 |
| 30 | 1.50 | 90 | 22 | 22.0 | 18.0 | 4 | 28.5 | E105M30X1.5NO9 |
| 30 | 2.00 | 90 | 22 | 22.0 | 18.0 | 4 | 28 | E105M30X2.0NO3 |
| 30 | 2.00 | 90 | 22 | 22.0 | 18.0 | 4 | 28 | E105M30X2.0NO5 |
| 30 | 2.00 | 90 | 22 | 22.0 | 18.0 | 4 | 28 | E105M30X2.0NO9 |
| 32 | 1.50 | 90 | 22 | 22.0 | 18.0 | 4 | 30.5 | E105M32X1.5NO3 |
| 32 | 1.50 | 90 | 22 | 22.0 | 18.0 | 4 | 30.5 | E105M32X1.5NO5 |
| 32 | 1.50 | 90 | 22 | 22.0 | 18.0 | 4 | 30.5 | E105M32X1.5NO9 |
| 32 | 2.00 | 90 | 22 | 22.0 | 18.0 | 4 | 30 | E105M32X2.0NO3 |
| 32 | 2.00 | 90 | 22 | 22.0 | 18.0 | 4 | 30 | E105M32X2.0NO5 |
| 32 | 2.00 | 90 | 22 | 22.0 | 18.0 | 4 | 30 | E105M32X2.0NO9 |
| 36 | 1.50 | 100 | 25 | 28.0 | 22.0 | 4 | 34.5 | E105M36X1.5NO3 |
| 36 | 1.50 | 100 | 25 | 28.0 | 22.0 | 4 | 34.5 | E105M36X1.5NO5 |
| 36 | 1.50 | 100 | 25 | 28.0 | 22.0 | 4 | 34.5 | E105M36X1.5NO9 |
| 36 | 2.00 | 125 | 40 | 28.0 | 22.0 | 4 | 34 | E105M36X2.0NO3 |
| 36 | 2.00 | 125 | 40 | 28.0 | 22.0 | 4 | 34 | E105M36X2.0NO5 |
| 36 | 2.00 | 125 | 40 | 28.0 | 22.0 | 4 | 34 | E105M36X2.0NO9 |
| 36 | 3.00 | 125 | 40 | 28.0 | 22.0 | 4 | 33 | E105M36X3.0NO3 |
| 36 | 3.00 | 125 | 40 | 28.0 | 22.0 | 4 | 33 | E105M36X3.0NO5 |
| 36 | 3.00 | 125 | 40 | 28.0 | 22.0 | 4 | 33 | E105M36X3.0NO9 |
| 40 | 1.50 | 110 | 25 | 32.0 | 24.0 | 4 | 38.5 | E105M40X1.5NO3 |
| 40 | 1.50 | 110 | 25 | 32.0 | 24.0 | 4 | 38.5 | E105M40X1.5NO5 |
| 40 | 1.50 | 110 | 25 | 32.0 | 24.0 | 4 | 38.5 | E105M40X1.5NO9 |
| 40 | 2.00 | 125 | 40 | 32.0 | 24.0 | 4 | 38 | E105M40X2.0NO3 |
| 40 | 2.00 | 125 | 40 | 32.0 | 24.0 | 4 | 38 | E105M40X2.0NO5 |
| 40 | 2.00 | 125 | 40 | 32.0 | 24.0 | 4 | 38 | E105M40X2.0NO9 |
| 40 | 3.00 | 125 | 40 | 32.0 | 24.0 | 4 | 37 | E105M40X3.0NO3 |
| 40 | 3.00 | 125 | 40 | 32.0 | 24.0 | 4 | 37 | E105M40X3.0NO5 |
| 40 | 3.00 | 125 | 40 | 32.0 | 24.0 | 4 | 37 | E105M40X3.0NO9 |
| 42 | 1.50 | 110 | 25 | 32.0 | 24.0 | 4 | 40.5 | E105M42X1.5NO3 |
| 42 | 1.50 | 110 | 25 | 32.0 | 24.0 | 4 | 40.5 | E105M42X1.5NO5 |
| 42 | 1.50 | 110 | 25 | 32.0 | 24.0 | 4 | 40.5 | E105M42X1.5NO9 |
| 42 | 2.00 | 125 | 40 | 32.0 | 24.0 | 4 | 40 | E105M42X2.0NO3 |
| 42 | 2.00 | 125 | 40 | 32.0 | 24.0 | 4 | 40 | E105M42X2.0NO5 |
| 42 | 2.00 | 125 | 40 | 32.0 | 24.0 | 4 | 40 | E105M42X2.0NO9 |
| 42 | 3.00 | 125 | 40 | 32.0 | 24.0 | 4 | 39 | E105M42X3.0NO3 |
| 42 | 3.00 | 125 | 40 | 32.0 | 24.0 | 4 | 39 | E105M42X3.0NO5 |
| 42 | 3.00 | 125 | 40 | 32.0 | 24.0 | 4 | 39 | E105M42X3.0NO9 |
| 45 | 1.50 | 110 | 25 | 36.0 | 29.0 | 6 | 43.5 | E105M45X1.5NO3 |
| 45 | 1.50 | 110 | 25 | 36.0 | 29.0 | 6 | 43.5 | E105M45X1.5NO5 |
| 45 | 1.50 | 110 | 25 | 36.0 | 29.0 | 6 | 43.5 | E105M45X1.5NO9 |
| 45 | 2.00 | 125 | 40 | 36.0 | 29.0 | 6 | 43 | E105M45X2.0NO3 |
| 45 | 2.00 | 125 | 40 | 36.0 | 29.0 | 6 | 43 | E105M45X2.0NO5 |
| 45 | 2.00 | 125 | 40 | 36.0 | 29.0 | 6 | 43 | E105M45X2.0NO9 |
| 45 | 3.00 | 125 | 40 | 36.0 | 29.0 | 6 | 42 | E105M45X3.0NO3 |
| 45 | 3.00 | 125 | 40 | 36.0 | 29.0 | 6 | 42 | E105M45X3.0NO5 |
| 45 | 3.00 | 125 | 40 | 36.0 | 29.0 | 6 | 42 | E105M45X3.0NO9 |
| 48 | 1.50 | 140 | 40 | 36.0 | 29.0 | 6 | 46.5 | E105M48X1.5NO3 |
| 48 | 1.50 | 140 | 40 | 36.0 | 29.0 | 6 | 46.5 | E105M48X1.5NO5 |
| 48 | 1.50 | 140 | 40 | 36.0 | 29.0 | 6 | 46.5 | E105M48X1.5NO9 |
| 48 | 2.00 | 140 | 40 | 36.0 | 29.0 | 6 | 46 | E105M48X2.0NO3 |
| 48 | 2.00 | 140 | 40 | 36.0 | 29.0 | 6 | 46 | E105M48X2.0NO5 |
| 48 | 2.00 | 140 | 40 | 36.0 | 29.0 | 6 | 46 | E105M48X2.0NO9 |
| 48 | 3.00 | 140 | 40 | 36.0 | 29.0 | 6 | 45 | E105M48X3.0NO3 |
| 48 | 3.00 | 140 | 40 | 36.0 | 29.0 | 6 | 45 | E105M48X3.0NO5 |
| 48 | 3.00 | 140 | 40 | 36.0 | 29.0 | 6 | 45 | E105M48X3.0NO9 |
| 50 | 1.50 | 140 | 40 | 36.0 | 29.0 | 6 | 48.5 | E105M50X1.5NO3 |
| 50 | 1.50 | 140 | 40 | 36.0 | 29.0 | 6 | 48.5 | E105M50X1.5NO5 |
| 50 | 1.50 | 140 | 40 | 36.0 | 29.0 | 6 | 48.5 | E105M50X1.5NO9 |
| 50 | 2.00 | 140 | 40 | 36.0 | 29.0 | 6 | 48 | E105M50X2.0NO3 |
| 50 | 2.00 | 140 | 40 | 36.0 | 29.0 | 6 | 48 | E105M50X2.0NO5 |
| 50 | 2.00 | 140 | 40 | 36.0 | 29.0 | 6 | 48 | E105M50X2.0NO9 |
| 50 | 3.00 | 140 | 40 | 36.0 | 29.0 | 6 | 47 | E105M50X3.0NO3 |
| 50 | 3.00 | 140 | 40 | 36.0 | 29.0 | 6 | 47 | E105M50X3.0NO5 |
| 50 | 3.00 | 140 | 40 | 36.0 | 29.0 | 6 | 47 | E105M50X3.0NO9 |

NO1 – NO9 299

# E365

- Machine Tap, Yellow Shark
- Tarauds machine, Shark bague jaune
- Maschinen-Gewindebohrer, Gelbring, Shark
- Machos de máquina Shark (Anillo Amarillo)
- Machinetappen, Shark Geelring
- Macho de Máq., Amarelo Shark




## E365

MF | HSCo | Cr | DIN 374 | 6H | 2.5xD | B 3.5 - 5

■ 1.1 1.2 1.3 6.1 6.3

● 1.4 1.5 6.2

| MF | P mm | $l_1$ mm | $l_2$ mm | $d_2$ Ø mm | a mm | $l_3$ mm | z | ↔ | e-Code |
|---|---|---|---|---|---|---|---|---|---|
| 3 | 0.35 | 56 | 10 | 2.2 | - | - | 3 | 2.65 | E365M3X.35 |
| 3.5 | 0.35 | 56 | 10 | 2.5 | 2.1 | 5 | 3 | 3.2 | E365M3.5X.35 |
| 4 | 0.50 | 63 | 12 | 2.8 | 2.1 | 5 | 3 | 3.5 | E365M4X.5 |
| 5 | 0.50 | 70 | 13 | 3.5 | 2.7 | 6 | 3 | 4.5 | E365M5X.5 |
| 6 | 0.75 | 80 | 15 | 4.5 | 3.4 | 6 | 3 | 5.3 | E365M6X.75 |
| 7 | 0.75 | 80 | 15 | 5.5 | 4.3 | 7 | 3 | 6.3 | E365M7X.75 |
| 8 | 0.75 | 80 | 15 | 6.0 | 4.9 | 8 | 3 | 7.3 | E365M8X.75 |
| 8 | 1.00 | 90 | 18 | 6.0 | 4.9 | 8 | 3 | 7 | E365M8X1.0 |
| 10 | 0.75 | 90 | 20 | 7.0 | 5.5 | 8 | 3 | 9.3 | E365M10X.75 |
| 10 | 1.00 | 90 | 20 | 7.0 | 5.5 | 8 | 3 | 9 | E365M10X1.0 |
| 10 | 1.25 | 100 | 20 | 7.0 | 5.5 | 8 | 3 | 8.8 | E365M10X1.25 |
| 12 | 1.00 | 100 | 21 | 9.0 | 7.0 | 10 | 4 | 11 | E365M12X1.0 |
| 12 | 1.25 | 100 | 21 | 9.0 | 7.0 | 10 | 4 | 10.8 | E365M12X1.25 |
| 12 | 1.50 | 110 | 21 | 9.0 | 7.0 | 10 | 4 | 10.5 | E365M12X1.5 |
| 14 | 1.00 | 100 | 21 | 11.0 | 9.0 | 12 | 4 | 13 | E365M14X1.0 |
| 14 | 1.50 | 100 | 21 | 11.0 | 9.0 | 12 | 4 | 12.5 | E365M14X1.5 |
| 16 | 1.00 | 100 | 21 | 12.0 | 9.0 | 12 | 4 | 15 | E365M16X1.0 |
| 16 | 1.50 | 100 | 21 | 12.0 | 9.0 | 12 | 4 | 14.5 | E365M16X1.5 |
| 18 | 1.00 | 110 | 24 | 14.0 | 11.0 | 14 | 4 | 17 | E365M18X1.0 |
| 18 | 1.50 | 110 | 24 | 14.0 | 11.0 | 14 | 4 | 16.5 | E365M18X1.5 |
| 20 | 1.00 | 125 | 24 | 16.0 | 12.0 | 15 | 4 | 19 | E365M20X1.0 |
| 20 | 1.50 | 125 | 24 | 16.0 | 12.0 | 15 | 4 | 18.5 | E365M20X1.5 |
| 22 | 1.50 | 125 | 25 | 18.0 | 14.5 | 17 | 4 | 20.5 | E365M22X1.5 |
| 24 | 1.50 | 140 | 28 | 18.0 | 14.5 | 17 | 4 | 22.5 | E365M24X1.5 |
| 24 | 2.00 | 140 | 28 | 18.0 | 14.5 | 17 | 4 | 22 | E365M24X2.0 |
| 27 | 1.50 | 140 | 28 | 20.0 | 16.0 | 19 | 4 | 25.5 | E365M27X1.5 |
| 27 | 2.00 | 140 | 28 | 20.0 | 16.0 | 19 | 4 | 25 | E365M27X2.0 |
| 28 | 1.50 | 140 | 28 | 20.0 | 16.0 | 19 | 4 | 26.5 | E365M28X1.5 |
| 30 | 1.50 | 150 | 28 | 22.0 | 18.0 | 21 | 4 | 28.5 | E365M30X1.5 |
| 30 | 2.00 | 150 | 28 | 22.0 | 18.0 | 21 | 4 | 28 | E365M30X2.0 |

# E411

- Machine Tap, Yellow Shark
- Tarauds machine, Shark bague jaune
- Maschinen-Gewindebohrer, Gelbring, Shark
- Machos de máquina Shark (Anillo Amarillo)
- Machinetappen, Shark Geelring
- Macho de Máq., Amarelo Shark




## E411

MF | HSCo | TiN | DIN 374 | 6H | 2.5xD | B 3.5 - 5

■ 1.1 1.2 1.3 6.1 6.3

● 1.4 1.5 6.2

| MF | P mm | $l_1$ mm | $l_2$ mm | $d_2$ Ø mm | a mm | $l_3$ mm | z | | e-Code |
|---|---|---|---|---|---|---|---|---|---|
| **8** | 1.00 | 90 | 18 | 6.0 | 4.9 | 8 | 3 | 7 | **E411M8X1.0** |
| **10** | 1.00 | 90 | 20 | 7.0 | 5.5 | 8 | 3 | 9 | **E411M10X1.0** |
| **10** | 1.25 | 100 | 20 | 7.0 | 5.5 | 8 | 3 | 8.8 | **E411M10X1.25** |
| **12** | 1.00 | 100 | 21 | 9.0 | 7.0 | 10 | 4 | 11 | **E411M12X1.0** |
| **12** | 1.25 | 100 | 21 | 9.0 | 7.0 | 10 | 4 | 10.8 | **E411M12X1.25** |
| **12** | 1.50 | 110 | 21 | 9.0 | 7.0 | 10 | 4 | 10.5 | **E411M12X1.5** |
| **14** | 1.50 | 100 | 21 | 11.0 | 9.0 | 12 | 4 | 12.5 | **E411M14X1.5** |
| **16** | 1.50 | 100 | 21 | 12.0 | 9.0 | 12 | 4 | 14.5 | **E411M16X1.5** |
| **18** | 1.50 | 110 | 24 | 14.0 | 11.0 | 14 | 4 | 16.5 | **E411M18X1.5** |
| **20** | 1.50 | 125 | 24 | 16.0 | 12.0 | 15 | 4 | 18.5 | **E411M20X1.5** |

# E364

- Machine Tap, Blue Shark
- Tarauds machine, Shark bague bleue
- Maschinen-Gewindebohrer, Blauring, Shark
- Machos de máquina Shark (Anillo Azul)
- Machinetappen, Shark Blauwring
- Macho de Máq., Azul Shark




## E364




■ 2.1 2.2 2.3

● 1.5 1.6

| MF | P mm | $l_1$ mm | $l_2$ mm | $d_2$ Ø mm | a mm | $l_3$ mm | z | ↔ | e-Code |
|---|---|---|---|---|---|---|---|---|---|
| **6** | 0.75 | 80 | 15 | 4.5 | 3.4 | 6 | 3 | 5.3 | **E364M6X.75** |
| **8** | 1.00 | 90 | 18 | 6.0 | 4.9 | 8 | 3 | 7 | **E364M8X1.0** |
| **10** | 1.00 | 90 | 20 | 7.0 | 5.5 | 8 | 3 | 9 | **E364M10X1.0** |
| **10** | 1.25 | 100 | 20 | 7.0 | 5.5 | 8 | 3 | 8.8 | **E364M10X1.25** |
| **12** | 1.00 | 100 | 21 | 9.0 | 7.0 | 10 | 4 | 11 | **E364M12X1.0** |
| **12** | 1.25 | 100 | 21 | 9.0 | 7.0 | 10 | 4 | 10.8 | **E364M12X1.25** |
| **12** | 1.50 | 100 | 21 | 9.0 | 7.0 | 10 | 4 | 10.5 | **E364M12X1.5** |
| **14** | 1.50 | 100 | 21 | 11.0 | 9.0 | 12 | 4 | 12.5 | **E364M14X1.5** |
| **16** | 1.50 | 100 | 21 | 12.0 | 9.0 | 12 | 5 | 14.5 | **E364M16X1.5** |
| **18** | 1.50 | 110 | 24 | 14.0 | 11.0 | 14 | 5 | 16.5 | **E364M18X1.5** |
| **20** | 1.50 | 125 | 24 | 16.0 | 12.0 | 15 | 5 | 18.5 | **E364M20X1.5** |

# E366

- Machine Tap, Yellow Shark
- Tarauds machine, Shark bague jaune
- Maschinen-Gewindebohrer, Gelbring, Shark
- Machos de máquina Shark (Anillo Amarillo)
- Machinetappen, Shark Geelring
- Macho de Máq., Amarelo Shark




## E366

MF | HSCo | Cr | DIN 374 | 6H | 2xD | C 2 - 3 | 40°

■ 1.1 1.2 1.3 6.1 6.3

● 1.4 1.5 6.2

| MF | P mm | $l_1$ mm | $l_2$ mm | $d_2$ Ø mm | a mm | $l_3$ mm | z | ↔ | e-Code |
|---|---|---|---|---|---|---|---|---|---|
| **6** | 0.75 | 80 | 10 | 4.5 | 3.4 | 6 | 3 | 5.3 | **E366M6X.75** |
| **8** | 1.00 | 90 | 13 | 6.0 | 4.9 | 8 | 3 | 7 | **E366M8X1.0** |
| **10** | 1.00 | 90 | 12 | 7.0 | 5.5 | 8 | 3 | 9 | **E366M10X1.0** |
| **10** | 1.25 | 100 | 15 | 7.0 | 5.5 | 8 | 3 | 8.8 | **E366M10X1.25** |
| **12** | 1.25 | 100 | 13 | 9.0 | 7.0 | 10 | 4 | 10.8 | **E366M12X1.25** |
| **12** | 1.50 | 100 | 13 | 9.0 | 7.0 | 10 | 4 | 10.5 | **E366M12X1.5** |
| **14** | 1.50 | 100 | 15 | 11.0 | 9.0 | 12 | 4 | 12.5 | **E366M14X1.5** |
| **16** | 1.50 | 100 | 15 | 12.0 | 9.0 | 12 | 5 | 14.5 | **E366M16X1.5** |
| **18** | 1.50 | 110 | 17 | 14.0 | 11.0 | 14 | 5 | 16.5 | **E366M18X1.5** |
| **20** | 1.50 | 125 | 17 | 16.0 | 12.0 | 15 | 5 | 18.5 | **E366M20X1.5** |

# E405

- Machine Tap, Silver Shark, back tapered
- Tarauds machine, Shark bague argent, Conicité arrière
- Maschinen-Gewindebohrer, Silberring, Shark, abgeflacht
- Machos de máquina Shark (Anillo Plateado) con rosca achaflanada hacia atras
- Machinetappen, Shark Zilverring, achtergeslepen
- Macho de Máq., Prata Shark




## E405

■ 1.1 1.2 1.3 1.4 1.5

● 2.1 2.2 2.3 7.1 7.2

| MF | P mm | $l_1$ mm | $l_2$ mm | $d_2$ Ø mm | a mm | $l_3$ mm | z | ↔ | e-Code |
|---|---|---|---|---|---|---|---|---|---|
| **8** | 1.00 | 90 | 13 | 6.0 | 4.9 | 8 | 3 | 7 | **E405M8X1.0** |
| **10** | 1.00 | 90 | 12 | 7.0 | 5.5 | 8 | 3 | 9 | **E405M10X1.0** |
| **10** | 1.25 | 100 | 15 | 7.0 | 5.5 | 8 | 3 | 8.8 | **E405M10X1.25** |
| **12** | 1.00 | 100 | 13 | 9.0 | 7.0 | 10 | 4 | 11.0 | **E405M12X1.0** |
| **12** | 1.25 | 100 | 13 | 9.0 | 7.0 | 10 | 4 | 10.8 | **E405M12X1.25** |
| **12** | 1.50 | 100 | 13 | 9.0 | 7.0 | 10 | 4 | 10.5 | **E405M12X1.5** |
| **14** | 1.50 | 100 | 15 | 11.0 | 9.0 | 12 | 4 | 12.5 | **E405M14X1.5** |
| **16** | 1.50 | 100 | 15 | 12.0 | 9.0 | 12 | 4 | 14.5 | **E405M16X1.5** |
| **18** | 1.50 | 110 | 17 | 14.0 | 11.0 | 14 | 4 | 16.5 | **E405M18X1.5** |
| **20** | 1.50 | 125 | 17 | 16.0 | 12.0 | 15 | 4 | 18.5 | **E405M20X1.5** |

# E363

- Machine Tap, Blue Shark
- Tarauds machine, Shark bague bleue
- Maschinen-Gewindebohrer, Blauring, Shark
- Machos de máquina Shark (Anillo Azul)
- Machinetappen, Shark Blauwring
- Macho de Máq., Azul Shark

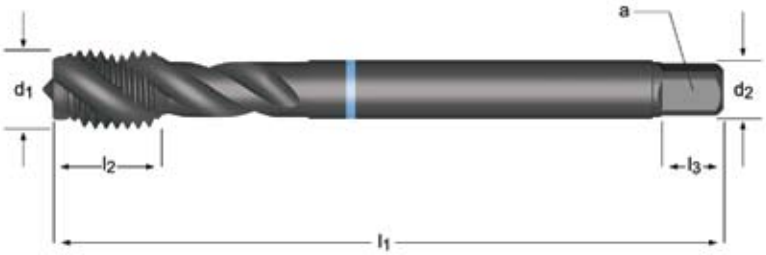


## E363

■ 2.1 2.2 2.3

● 1.5 1.6

| MF | P mm | $l_1$ mm | $l_2$ mm | $d_2$ Ø mm | a mm | $l_3$ mm | z | ↔ | e-Code |
|---|---|---|---|---|---|---|---|---|---|
| **6** | 0.75 | 80 | 10 | 4.5 | 3.4 | 6 | 3 | 5.3 | **E363M6X.75** |
| **8** | 1.00 | 90 | 13 | 6.0 | 4.9 | 8 | 3 | 7 | **E363M8X1.0** |
| **10** | 1.00 | 90 | 12 | 7.0 | 5.5 | 8 | 3 | 9 | **E363M10X1.0** |
| **10** | 1.25 | 100 | 15 | 7.0 | 5.5 | 8 | 3 | 8.8 | **E363M10X1.25** |
| **12** | 1.00 | 100 | 13 | 9.0 | 7.0 | 10 | 4 | 11 | **E363M12X1.0** |
| **12** | 1.25 | 100 | 13 | 9.0 | 7.0 | 10 | 4 | 10.8 | **E363M12X1.25** |
| **12** | 1.50 | 100 | 13 | 9.0 | 7.0 | 10 | 4 | 10.5 | **E363M12X1.5** |
| **14** | 1.50 | 100 | 21 | 11.0 | 9.0 | 12 | 4 | 12.5 | **E363M14X1.5** |
| **16** | 1.50 | 100 | 21 | 12.0 | 9.0 | 12 | 5 | 14.5 | **E363M16X1.5** |
| **18** | 1.50 | 110 | 24 | 14.0 | 11.0 | 14 | 5 | 16.5 | **E363M18X1.5** |
| **20** | 1.50 | 125 | 24 | 16.0 | 12.0 | 15 | 5 | 18.5 | **E363M20X1.5** |

# E367

- Machine Tap, Green Shark
- Tarauds machine, Shark bague verte
- Maschinen-Gewindebohrer, Grünring, Shark
- Machos de máquina Shark (Anillo Verde)
- Machinetappen, Shark Groenring
- Macho de Máq., Verde Shark




## E367

MF | HSCo | DIN 374 | 6H | 2.5xD | C 2 - 3 | 35°

■ 4.1 5.1 7.1 7.2 8.1

● 1.2 1.3 6.1 6.3 7.3

| MF | P mm | $l_1$ mm | $l_2$ mm | $d_2$ Ø mm | a mm | $l_3$ mm | z | ↔ | e-Code |
|---|---|---|---|---|---|---|---|---|---|
| 4 | 0.50 | 63 | 12 | 2.8 | 2.1 | 5 | 2 | 3.5 | E367M4X.5 |
| 5 | 0.50 | 70 | 13 | 3.5 | 2.7 | 6 | 2 | 4.5 | E367M5X.5 |
| 6 | 0.75 | 80 | 15 | 4.5 | 3.4 | 6 | 2 | 5.3 | E367M6X.75 |
| 8 | 1.00 | 90 | 18 | 6.0 | 4.9 | 8 | 2 | 7 | E367M8X1.0 |
| 10 | 1.00 | 90 | 20 | 7.0 | 5.5 | 8 | 3 | 9 | E367M10X1.0 |
| 10 | 1.25 | 100 | 20 | 7.0 | 5.5 | 8 | 3 | 8.8 | E367M10X1.25 |
| 12 | 1.25 | 100 | 21 | 9.0 | 7.0 | 10 | 3 | 10.8 | E367M12X1.25 |
| 12 | 1.50 | 100 | 21 | 9.0 | 7.0 | 10 | 3 | 10.5 | E367M12X1.5 |
| 14 | 1.25 | 100 | 21 | 11.0 | 9.0 | 12 | 3 | 12.8 | E367M14X1.25 |
| 14 | 1.50 | 100 | 21 | 11.0 | 9.0 | 12 | 3 | 12.5 | E367M14X1.5 |
| 16 | 1.50 | 100 | 21 | 12.0 | 9.0 | 12 | 3 | 14.5 | E367M16X1.5 |
| 18 | 1.50 | 110 | 24 | 14.0 | 11.0 | 14 | 3 | 16.5 | E367M18X1.5 |
| 20 | 1.50 | 125 | 24 | 16.0 | 12.0 | 15 | 3 | 18.5 | E367M20X1.5 |

# E219

- Machine Tap
- Maschinen-Gewindebohrer
- Machinetappen
- Tarauds machine
- Machos de máquina
- Macho de Máquina




## E219

■ 1.3 1.4

● 1.2 1.5 7.2 7.3

| MF | P mm | $l_1$ mm | $l_2$ mm | $d_2$ Ø mm | a mm | $l_3$ mm | z | | $l_4$ mm | e-Code |
|---|---|---|---|---|---|---|---|---|---|---|
| **4** | 0.50 | 63 | 7 | 4.5 | 3.4 | 6 | 3 | 3.5 | 21 | **E219M4X.5** |
| **5** | 0.50 | 70 | 8 | 6.0 | 4.9 | 8 | 3 | 4.5 | 25 | **E219M5X.5** |
| **6** | 0.75 | 80 | 10 | 6.0 | 4.9 | 8 | 3 | 5.3 | 30 | **E219M6X.75** |
| **8** | 1.00 | 90 | 18 | 8.0 | 6.2 | 9 | 3 | 7 | 35 | **E219M8X1.0** |
| **10** | 1.00 | 100 | 20 | 10.0 | 8.0 | 11 | 3 | 9 | 39 | **E219M10X1.0** |
| **10** | 1.25 | 100 | 20 | 10.0 | 8.0 | 11 | 3 | 8.8 | 39 | **E219M10X1.25** |

# E270

DORMER

- Machine Tap
- Maschinen-Gewindebohrer
- Machinetappen
- Tarauds machine
- Machos de máquina
- Macho de Máquina




## E270

■ 1.3 1.4

● 1.2 1.5 7.2 7.3

| MF | P mm | $l_1$ mm | $l_2$ mm | $d_2$ Ø mm | a mm | $l_3$ mm | z | ↔ | e-Code |
|---|---|---|---|---|---|---|---|---|---|
| 6 | 0.75 | 80 | 15 | 4.5 | 3.4 | 6 | 3 | 5.3 | E270M6X.75 |
| 8 | 0.75 | 80 | 15 | 6.0 | 4.9 | 8 | 3 | 7.3 | E270M8X.75 |
| 8 | 1.00 | 90 | 18 | 6.0 | 4.9 | 8 | 3 | 7 | E270M8X1.0 |
| 10 | 0.75 | 90 | 20 | 7.0 | 5.5 | 8 | 3 | 9.3 | E270M10X.75 |
| 10 | 1.00 | 90 | 20 | 7.0 | 5.5 | 8 | 3 | 9 | E270M10X1.0 |
| 10 | 1.25 | 100 | 20 | 7.0 | 5.5 | 8 | 3 | 8.8 | E270M10X1.25 |
| 12 | 1.00 | 100 | 21 | 9.0 | 7.0 | 10 | 4 | 11 | E270M12X1.0 |
| 12 | 1.25 | 100 | 21 | 9.0 | 7.0 | 10 | 4 | 10.8 | E270M12X1.25 |
| 12 | 1.50 | 100 | 21 | 9.0 | 7.0 | 10 | 4 | 10.5 | E270M12X1.5 |
| 14 | 1.00 | 100 | 21 | 11.0 | 9.0 | 12 | 4 | 13 | E270M14X1.0 |
| 14 | 1.25 | 100 | 21 | 11.0 | 9.0 | 12 | 4 | 12.8 | E270M14X1.25 |
| 14 | 1.50 | 100 | 21 | 11.0 | 9.0 | 12 | 4 | 12.5 | E270M14X1.5 |
| 16 | 1.00 | 100 | 21 | 12.0 | 9.0 | 12 | 4 | 15 | E270M16X1.0 |
| 16 | 1.50 | 100 | 21 | 12.0 | 9.0 | 12 | 4 | 14.5 | E270M16X1.5 |
| 18 | 1.00 | 110 | 24 | 14.0 | 11.0 | 14 | 4 | 17 | E270M18X1.0 |
| 18 | 1.50 | 110 | 24 | 14.0 | 11.0 | 14 | 4 | 16.5 | E270M18X1.5 |
| 20 | 1.00 | 125 | 24 | 16.0 | 12.0 | 15 | 4 | 19 | E270M20X1.0 |
| 20 | 1.50 | 125 | 24 | 16.0 | 12.0 | 15 | 4 | 18.5 | E270M20X1.5 |
| 22 | 1.00 | 125 | 25 | 18.0 | 14.5 | 17 | 4 | 21 | E270M22X1.0 |
| 22 | 1.50 | 125 | 25 | 18.0 | 14.5 | 17 | 4 | 20.5 | E270M22X1.5 |
| 24 | 1.00 | 140 | 28 | 18.0 | 14.5 | 17 | 4 | 23 | E270M24X1.0 |
| 24 | 1.50 | 140 | 28 | 18.0 | 14.5 | 17 | 4 | 22.5 | E270M24X1.5 |
| 24 | 2.00 | 140 | 28 | 18.0 | 14.5 | 17 | 4 | 22 | E270M24X2.0 |
| 25 | 1.50 | 140 | 28 | 18.0 | 14.5 | 17 | 4 | 23.5 | E270M25X1.5 |
| 25 | 2.00 | 140 | 28 | 18.0 | 14.5 | 17 | 4 | 23 | E270M25X2.0 |
| 26 | 1.50 | 140 | 28 | 18.0 | 14.5 | 17 | 4 | 24.5 | E270M26X1.5 |
| 26 | 2.00 | 140 | 28 | 18.0 | 14.5 | 17 | 4 | 24 | E270M26X2.0 |
| 27 | 1.50 | 140 | 28 | 20.0 | 16.0 | 19 | 4 | 25.5 | E270M27X1.5 |
| 27 | 2.00 | 140 | 28 | 20.0 | 16.0 | 19 | 4 | 25 | E270M27X2.0 |
| 28 | 1.50 | 140 | 28 | 20.0 | 16.0 | 19 | 4 | 26.5 | E270M28X1.5 |
| 28 | 2.00 | 140 | 28 | 20.0 | 16.0 | 19 | 4 | 26 | E270M28X2.0 |
| 30 | 1.50 | 150 | 28 | 22.0 | 18.0 | 21 | 4 | 28.5 | E270M30X1.5 |
| 30 | 2.00 | 150 | 28 | 22.0 | 18.0 | 21 | 4 | 28 | E270M30X2.0 |

# E317

- Machine Tap
- Maschinen-Gewindeformer
- Roltappen
- Tarauds machine
- Machos de máquina
- Macho de Máquina




## E317




■ 1.1 1.2 1.3 1.4 2.1 2.2 4.1 5.1 7.3

● 1.5 2.3 5.2 6.1 6.3 7.1 7.2 7.4

| MF | P mm | $l_1$ mm | $l_2$ mm | $d_2$ Ø mm | a mm | $l_3$ mm | z | ↔ | $l_4$ mm | e-Code |
|---|---|---|---|---|---|---|---|---|---|---|
| **5** | 0.50 | 70 | 13 | 6.0 | 4.9 | 8 | 5 | 4.80 | 25 | **E317M5X0.5** |
| **6** | 0.75 | 80 | 15 | 6.0 | 4.9 | 8 | 5 | 5.70 | 30 | **E317M6X0.75** |
| **7** | 0.75 | 80 | 15 | 7.0 | 5.5 | 8 | 5 | 6.70 | 30 | **E317M7X0.75** |
| **8** | 1.00 | 90 | 18 | 8.0 | 6.2 | 9 | 5 | 7.50 | 35 | **E317M8X1** |
| **10** | 1.00 | 100 | 20 | 10.0 | 8.0 | 11 | 5 | 9.50 | 39 | **E317M10X1** |
| **10** | 1.25 | 100 | 20 | 10.0 | 8.0 | 11 | 5 | 9.40 | 39 | **E317M10X1.25** |

# E225

- Machine Tap
- Tarauds machine
- Maschinen-Gewindebohrer
- Machos de máquina
- Machinetappen
- Macho de Máquina




## E225




● 1.1 1.2 1.3 1.4 1.5 3.1 3.2 3.3 6.2 6.3 7.2 7.3 8.2

| UNC | TPI | $d_1$ nom mm | $l_1$ mm | $l_2$ mm | $d_2$ Ø mm | a mm | $l_3$ mm | z | ↔ | $l_4$ mm | e-Code |
|---|---|---|---|---|---|---|---|---|---|---|---|
| **2** | 56 | 2.184 | 45 | 7 | 2.8 | 2.1 | 5 | 3 | 1.9 | 12 | **E2252-56** |
| **3** | 48 | 2.515 | 50 | 8 | 2.8 | 2.1 | 5 | 3 | 2.1 | 12.5 | **E2253-48NO3** |
| **4** | 40 | 2.845 | 56 | 9 | 3.5 | 2.7 | 6 | 3 | 2.35 | 18 | **E2254-40** |
| **5** | 40 | 3.175 | 56 | 10 | 3.5 | 2.7 | 6 | 3 | 2.65 | 18 | **E2255-40** |
| **6** | 32 | 3.505 | 56 | 11 | 4.0 | 3.0 | 6 | 3 | 2.85 | 20 | **E2256-32** |
| **8** | 32 | 4.166 | 63 | 12 | 4.5 | 3.4 | 8 | 3 | 3.5 | 21 | **E2258-32** |
| **10** | 24 | 4.826 | 70 | 13 | 6.0 | 4.9 | 8 | 3 | 3.9 | 25 | **E22510-24** |
| **12** | 24 | 5.486 | 80 | 15 | 6.0 | 4.9 | 8 | 3 | 4.5 | 30 | **E22512-24** |
| **1/4** | 20 | 6.350 | 80 | 16 | 7.0 | 5.5 | 8 | 3 | 5.1 | 30 | **E2251/4** |

NO1 – NO9 299

# E275

- Machine Tap
- Maschinen-Gewindebohrer
- Machinetappen
- Tarauds machine
- Machos de máquina
- Macho de Máquina




E275




● 1.1 1.2 1.3 1.4 1.5 3.1 3.2 3.3 6.2 6.3 7.2 7.3 8.2

| UNC | TPI | $d_1$ nom mm | $l_1$ mm | $l_2$ mm | $d_2$ Ø mm | a mm | $l_3$ mm | z | ↔ | e-Code |
|---|---|---|---|---|---|---|---|---|---|---|
| **5/16** | 18 | 7.94 | 90 | 18 | 6.0 | 4.9 | 8 | 3 | 6.6 | **E2755/16** |
| **3/8** | 16 | 9.53 | 100 | 24 | 7.0 | 5.5 | 8 | 3 | 8 | **E2753/8** |
| **7/16** | 14 | 11.11 | 110 | 23 | 9.0 | 7.0 | 10 | 3 | 9.4 | **E2757/16** |
| **1/2** | 13 | 12.7 | 110 | 23 | 9.0 | 7.0 | 10 | 3 | 10.8 | **E2751/2** |
| **9/16** | 12 | 14.29 | 110 | 25 | 11.0 | 9.0 | 12 | 3 | 12.2 | **E2759/16** |
| **5/8** | 11 | 15.88 | 110 | 25 | 12.0 | 9.0 | 12 | 4 | 13.5 | **E2755/8** |
| **3/4** | 10 | 19.05 | 140 | 34 | 14.0 | 11.0 | 14 | 4 | 16.5 | **E2753/4** |
| **7/8** | 9 | 22.23 | 140 | 34 | 18.0 | 14.5 | 17 | 4 | 19.5 | **E2757/8** |
| **1** | 8 | 25.40 | 160 | 38 | 18.0 | 14.5 | 17 | 4 | 22.25 | **E2751** |
| **1.1/8** | 7 | 28.58 | 180 | 45 | 22.0 | 18.0 | 21 | 4 | 25 | **E2751.1/8** |
| **1.1/4** | 7 | 31.75 | 180 | 50 | 25.0 | 20.0 | 23 | 4 | 28 | **E2751.1/4** |
| **1.1/2** | 6 | 38.10 | 200 | 60 | 32.0 | 24.0 | 27 | 4 | 34 | **E2751.1/2** |

# E108

DORMER

- Hand Tap
- Handgewindebohrer
- Handtappen
- Tarauds à main
- Machos de mano
- Machos Manuais




## E108




• 1.1 1.2 1.3 1.4 1.5 3.1 3.2 3.3 3.4 6.1 6.2 6.3 6.4 7.2 7.3 7.4 8.2 8.3

| UNC | TPI | $d_1$ nom mm | $l_1$ mm | $l_2$ mm | $d_2$ Ø mm | a mm | z | | e-Code |
|---|---|---|---|---|---|---|---|---|---|
| 5 | 40 | 3.18 | 45 | 13 | 4.0 | 3.0 | 3 | 2.65 | E1085-40NO3 |
| 5 | 40 | 3.18 | 45 | 13 | 4.0 | 3.0 | 3 | 2.65 | E1085-40NO8 |
| 6 | 32 | 3.51 | 45 | 10 | 4.0 | 3.0 | 3 | 2.85 | E1086-32NO3 |
| 6 | 32 | 3.51 | 45 | 10 | 4.0 | 3.0 | 3 | 2.85 | E1086-32NO8 |
| 8 | 32 | 4.17 | 50 | 14 | 6.0 | 4.9 | 3 | 3.5 | E1088-32NO3 |
| 8 | 32 | 4.17 | 50 | 14 | 6.0 | 4.9 | 3 | 3.5 | E1088-32NO8 |
| 10 | 24 | 4.83 | 50 | 14 | 6.0 | 4.9 | 3 | 3.9 | E10810-24NO3 |
| 10 | 24 | 4.83 | 50 | 14 | 6.0 | 4.9 | 3 | 3.9 | E10810-24NO8 |
| 12 | 24 | 5.49 | 56 | 16 | 6.0 | 4.9 | 3 | 4.5 | E10812-24NO3 |
| 12 | 24 | 5.49 | 56 | 16 | 6.0 | 4.9 | 3 | 4.5 | E10812-24NO8 |
| 1/4 | 20 | 6.35 | 56 | 17 | 6.0 | 4.9 | 3 | 5.1 | E1081/4NO3 |
| 1/4 | 20 | 6.35 | 56 | 17 | 6.0 | 4.9 | 3 | 5.1 | E1081/4NO8 |
| 5/16 | 18 | 7.94 | 63 | 19 | 6.0 | 4.9 | 3 | 6.6 | E1085/16NO3 |
| 5/16 | 18 | 7.94 | 63 | 19 | 6.0 | 4.9 | 3 | 6.6 | E1085/16NO8 |
| 3/8 | 16 | 9.53 | 70 | 22 | 7.0 | 5.5 | 3 | 8 | E1083/8NO3 |
| 3/8 | 16 | 9.53 | 70 | 22 | 7.0 | 5.5 | 3 | 8 | E1083/8NO8 |
| 7/16 | 14 | 11.11 | 75 | 30 | 8.0 | 6.2 | 3 | 9.4 | E1087/16NO3 |
| 7/16 | 14 | 11.11 | 75 | 30 | 8.0 | 6.2 | 3 | 9.4 | E1087/16NO8 |
| 1/2 | 13 | 12.70 | 75 | 27 | 9.0 | 7.0 | 3 | 10.8 | E1081/2NO3 |
| 1/2 | 13 | 12.70 | 75 | 27 | 9.0 | 7.0 | 3 | 10.8 | E1081/2NO8 |
| 9/16 | 12 | 14.29 | 80 | 30 | 11.0 | 9.0 | 4 | 12.2 | E1089/16NO3 |
| 9/16 | 12 | 14.29 | 80 | 30 | 11.0 | 9.0 | 4 | 12.2 | E1089/16NO8 |
| 5/8 | 11 | 15.88 | 80 | 32 | 12.0 | 9.0 | 4 | 13.5 | E1085/8NO3 |
| 5/8 | 11 | 15.88 | 80 | 32 | 12.0 | 9.0 | 4 | 13.5 | E1085/8NO8 |
| 3/4 | 10 | 19.05 | 95 | 34 | 14.0 | 11.0 | 4 | 16.5 | E1083/4NO3 |
| 3/4 | 10 | 19.05 | 95 | 34 | 14.0 | 11.0 | 4 | 16.5 | E1083/4NO8 |
| 7/8 | 9 | 22.23 | 110 | 38 | 18.0 | 14.5 | 4 | 19.5 | E1087/8NO3 |
| 7/8 | 9 | 22.23 | 110 | 38 | 18.0 | 14.5 | 4 | 19.5 | E1087/8NO8 |
| 1“ | 8 | 25.40 | 110 | 38 | 20.0 | 16.0 | 4 | 22.25 | E1081NO8 |

NO1 NO9 299

# E276

- Machine Tap
- Maschinen-Gewindebohrer
- Machinetappen
- Tarauds machine
- Machos de máquina
- Macho de Máquina




E276

■ 1.3 1.4

● 1.2 1.5 7.2 7.3

| UNC | TPI | $d_1$ nom mm | $l_1$ mm | $l_2$ mm | $d_2$ Ø mm | a mm | $l_3$ mm | z | ↔ | e-Code |
|---|---|---|---|---|---|---|---|---|---|---|
| **1/4** | 20 | 6.35 | 80 | 19 | 4.5 | 3.4 | 6 | 3 | 5.1 | **E2761/4** |
| **5/16** | 18 | 7.94 | 90 | 18 | 6.0 | 4.9 | 8 | 3 | 6.6 | **E2765/16** |
| **3/8** | 16 | 9.53 | 100 | 24 | 7.0 | 5.5 | 8 | 3 | 8 | **E2763/8** |
| **7/16** | 14 | 11.11 | 110 | 23 | 9.0 | 7.0 | 10 | 3 | 9.4 | **E2767/16** |
| **1/2** | 13 | 12.70 | 110 | 23 | 9.0 | 7.0 | 10 | 3 | 10.8 | **E2761/2** |
| **5/8** | 11 | 15.88 | 110 | 25 | 12.0 | 9.0 | 12 | 3 | 13.5 | **E2765/8** |
| **3/4** | 10 | 19.05 | 140 | 34 | 14.0 | 11.0 | 14 | 4 | 16.5 | **E2763/4** |
| **7/8** | 9 | 22.23 | 140 | 34 | 18.0 | 14.5 | 17 | 4 | 19.5 | **E2767/8** |
| **1** | 8 | 25.40 | 160 | 38 | 20.0 | 16.0 | 19 | 4 | 22.25 | **E2761** |

# E229

- Machine Tap
- Tarauds machine
- Maschinen-Gewindebohrer
- Machos de máquina
- Machinetappen
- Macho de Máquina




## E229




● 1.1 1.2 1.3 1.4 1.5 3.1 3.2 3.3 6.2 6.3 7.2 7.3 8.2

| UNF | TPI | $d_1$ nom mm | $l_1$ mm | $l_2$ mm | $d_2$ Ø mm | a mm | $l_3$ mm | z | | $l_4$ mm | e-Code |
|---|---|---|---|---|---|---|---|---|---|---|---|
| **2** | 64 | 2.184 | 45 | 7 | 2.8 | 2.1 | 5 | 3 | 1.9 | 12 | **E2292-64** |
| **3** | 56 | 2.515 | 50 | 8 | 2.8 | 2.1 | 5 | 3 | 2.15 | 12.5 | **E2293-56** |
| **4** | 48 | 2.845 | 56 | 9 | 3.5 | 2.7 | 6 | 3 | 2.4 | 18 | **E2294-48** |
| **5** | 44 | 3.175 | 56 | 10 | 3.5 | 2.7 | 6 | 3 | 2.7 | 18 | **E2295-44** |
| **6** | 40 | 3.505 | 56 | 11 | 4.0 | 3.0 | 6 | 3 | 2.95 | 20 | **E2296-40** |
| **8** | 36 | 4.166 | 63 | 12 | 4.5 | 3.4 | 6 | 3 | 3.5 | 21 | **E2298-36** |
| **10** | 32 | 4.826 | 70 | 13 | 6.0 | 4.9 | 8 | 3 | 4.1 | 25 | **E22910-32** |
| **12** | 28 | 5.486 | 80 | 15 | 6.0 | 4.9 | 8 | 3 | 4.7 | 30 | **E22912-28** |
| **1/4** | 28 | 6.350 | 80 | 15 | 7.0 | 5.5 | 8 | 3 | 5.5 | 30 | **E2291/4** |

# E278

- Machine Tap
- Maschinen-Gewindebohrer
- Machinetappen
- Tarauds machine
- Machos de máquina
- Macho de Máquina




## E278




• 1.1 1.2 1.3 1.4 1.5 3.1 3.2 3.3 6.2 6.3 7.2 7.3 8.2

| UNF | TPI | $d_1$ nom mm | $l_1$ mm | $l_2$ mm | $d_2$ Ø mm | a mm | $l_3$ mm | z | ↔ | e-Code |
|---|---|---|---|---|---|---|---|---|---|---|
| **5/16** | 24 | 7.94 | 90 | 18 | 6.0 | 4.9 | 8 | 3 | 6.9 | **E2785/16** |
| **3/8** | 24 | 9.53 | 100 | 24 | 7.0 | 5.5 | 8 | 3 | 8.5 | **E2783/8** |
| **7/16** | 20 | 11.11 | 100 | 22 | 9.0 | 7.0 | 10 | 3 | 9.9 | **E2787/16** |
| **1/2** | 20 | 12.70 | 100 | 21 | 9.0 | 7.0 | 10 | 3 | 11.5 | **E2781/2** |
| **9/16** | 18 | 14.29 | 100 | 21 | 11.0 | 9.0 | 12 | 4 | 12.9 | **E2789/16** |
| **5/8** | 18 | 15.88 | 100 | 21 | 12.0 | 9.0 | 12 | 4 | 14.5 | **E2785/8** |
| **3/4** | 16 | 19.05 | 125 | 25 | 14.0 | 11.0 | 14 | 4 | 17.5 | **E2783/4** |
| **7/8** | 14 | 22.23 | 140 | 28 | 18.0 | 14.5 | 17 | 4 | 20.4 | **E2787/8** |
| **1** | 12 | 25.40 | 140 | 26 | 18.0 | 14.5 | 17 | 4 | 23.25 | **E2781** |
| **1.1/8** | 12 | 28.58 | 150 | 28 | 22.0 | 18.0 | 21 | 4 | 26.5 | **E2781.1/8** |
| **1.1/4** | 12 | 31.75 | 150 | 28 | 25.0 | 20.0 | 23 | 4 | 29.5 | **E2781.1/4** |
| **1.3/8** | 12 | 34.93 | 170 | 30 | 28.0 | 22.0 | 25 | 4 | 32.75 | **E2781.3/8** |
| **1.1/2** | 12 | 38.10 | 170 | 30 | 32.0 | 24.0 | 27 | 4 | 36 | **E2781.1/2** |

# E111

DORMER

- Hand Tap
- Handgewindebohrer
- Handtappen
- Tarauds à main
- Machos de mano
- Machos Manuais




## E111




• 1.1 1.2 1.3 1.4 1.5 3.1 3.2 3.3 3.4 6.1 6.2 6.3 6.4 7.2 7.3 7.4 8.2 8.3

| UNF | TPI | $d_1$ nom mm | $l_1$ mm | $l_2$ mm | $d_2$ Ø mm | a mm | z | | e-Code |
|---|---|---|---|---|---|---|---|---|---|
| 5 | 44 | 3.18 | 45 | 13 | 4.0 | 3.0 | 3 | 2.7 | E1115-44NO3 |
| 5 | 44 | 3.18 | 45 | 13 | 4.0 | 3.0 | 3 | 2.7 | E1115-44NO9 |
| 6 | 40 | 3.51 | 45 | 10 | 4.0 | 3.0 | 3 | 2.95 | E1116-40NO3 |
| 6 | 40 | 3.51 | 45 | 10 | 4.0 | 3.0 | 3 | 2.95 | E1116-40NO9 |
| 8 | 36 | 4.17 | 50 | 14 | 6.0 | 4.9 | 3 | 3.5 | E1118-36NO3 |
| 8 | 36 | 4.17 | 50 | 14 | 6.0 | 4.9 | 3 | 3.5 | E1118-36NO9 |
| 10 | 32 | 4.82 | 50 | 14 | 6.0 | 4.9 | 3 | 4.1 | E11110-32NO3 |
| 10 | 32 | 4.82 | 50 | 14 | 6.0 | 4.9 | 3 | 4.1 | E11110-32NO9 |
| 1/4 | 28 | 6.35 | 56 | 17 | 6.0 | 4.9 | 3 | 5.5 | E1111/4NO3 |
| 1/4 | 28 | 6.35 | 56 | 17 | 6.0 | 4.9 | 3 | 5.5 | E1111/4NO9 |
| 5/16 | 24 | 7.94 | 63 | 19 | 6.0 | 4.9 | 3 | 6.9 | E1115/16NO3 |
| 5/16 | 24 | 7.94 | 63 | 19 | 6.0 | 4.9 | 3 | 6.9 | E1115/16NO9 |
| 3/8 | 24 | 9.53 | 63 | 16 | 7.0 | 5.5 | 3 | 8.5 | E1113/8NO3 |
| 3/8 | 24 | 9.53 | 63 | 16 | 7.0 | 5.5 | 3 | 8.5 | E1113/8NO9 |
| 7/16 | 20 | 11.11 | 63 | 15 | 8.0 | 6.2 | 3 | 9.9 | E1117/16NO3 |
| 7/16 | 20 | 11.11 | 63 | 15 | 8.0 | 6.2 | 3 | 9.9 | E1117/16NO9 |
| 1/2 | 20 | 12.70 | 70 | 22 | 9.0 | 7.0 | 3 | 11.5 | E1111/2NO3 |
| 1/2 | 20 | 12.70 | 70 | 22 | 9.0 | 7.0 | 3 | 11.5 | E1111/2NO9 |
| 9/16 | 18 | 14.29 | 70 | 16 | 11.0 | 9.0 | 4 | 12.9 | E1119/16NO3 |
| 9/16 | 18 | 14.29 | 70 | 16 | 11.0 | 9.0 | 4 | 12.9 | E1119/16NO9 |
| 5/8 | 18 | 15.88 | 70 | 16 | 12.0 | 9.0 | 4 | 14.5 | E1115/8NO3 |
| 5/8 | 18 | 15.88 | 70 | 16 | 12.0 | 9.0 | 4 | 14.5 | E1115/8NO9 |
| 3/4 | 16 | 19.05 | 80 | 22 | 14.0 | 11.0 | 4 | 17.5 | E1113/4NO3 |
| 3/4 | 16 | 19.05 | 80 | 22 | 14.0 | 11.0 | 4 | 17.5 | E1113/4NO9 |
| 7/8 | 14 | 22.23 | 90 | 22 | 18.0 | 14.5 | 4 | 20.4 | E1117/8NO3 |
| 7/8 | 14 | 22.23 | 90 | 22 | 18.0 | 14.5 | 4 | 20.4 | E1117/8NO9 |
| 1“ | 12 | 25.40 | 90 | 22 | 20.0 | 16.0 | 4 | 23.25 | E1111NO3 |
| 1“ | 12 | 25.40 | 90 | 22 | 20.0 | 16.0 | 4 | 23.25 | E1111NO9 |

NO1 - NO9 299

# E230

- Machine Tap
- Maschinen-Gewindebohrer
- Machinetappen
- Tarauds machine
- Machos de máquina
- Macho de Máquina




## E230

■ 1.3 1.4

● 1.2 1.5 7.2 7.3

| UNF | TPI | $d_1$ nom mm | $l_2$ mm | $l_1$ mm | $d_2$ Ø mm | a mm | $l_3$ mm | z | ↔ | $l_4$ mm | e-Code |
|---|---|---|---|---|---|---|---|---|---|---|---|
| **6** | 40 | 3.505 | 56 | 6.5 | 4 | 3.0 | 6 | 3 | 2.95 | 20 | **E2306-40** |
| **8** | 36 | 4.166 | 63 | 7 | 4.5 | 3.4 | 6 | 3 | 3.5 | 21 | **E2308-36** |
| **10** | 32 | 4.826 | 70 | 8 | 6 | 4.9 | 8 | 3 | 4.1 | 25 | **E23010-32** |
| **12** | 28 | 5.486 | 80 | 10 | 6 | 4.9 | 8 | 3 | 4.7 | 30 | **E23012-28** |
| **1/4** | 28 | 6.350 | 80 | 10 | 7 | 5.5 | 8 | 3 | 5.5 | 30 | **E2301/4** |

# E279

- Machine Tap
- Tarauds machine
- Maschinen-Gewindebohrer
- Machos de máquina
- Machinetappen
- Macho de Máquina




E279

■ 1.3 1.4

● 1.2 1.5 7.2 7.3

| UNF | TPI | $d_1$ nom mm | $l_1$ mm | $l_2$ mm | $d_2$ Ø mm | a mm | $l_3$ mm | z | ↔ | e-Code |
|---|---|---|---|---|---|---|---|---|---|---|
| **5/16** | 24 | 7.94 | 90 | 18 | 6.0 | 4.9 | 8 | 3 | 6.9 | **E2795/16** |
| **3/8** | 24 | 9.53 | 100 | 24 | 7.0 | 5.5 | 8 | 3 | 8.5 | **E2793/8** |
| **7/16** | 20 | 11.11 | 100 | 22 | 9.0 | 7.0 | 10 | 3 | 9.9 | **E2797/16** |
| **1/2** | 20 | 12.70 | 100 | 21 | 9.0 | 7.0 | 10 | 3 | 11.5 | **E2791/2** |
| **5/8** | 18 | 15.88 | 100 | 21 | 12.0 | 9.0 | 12 | 3 | 14.5 | **E2795/8** |
| **3/4** | 16 | 19.05 | 125 | 25 | 14.0 | 11.0 | 14 | 4 | 17.5 | **E2793/4** |
| **7/8** | 14 | 22.22 | 140 | 28 | 18.0 | 14.5 | 17 | 4 | 20.4 | **E2797/8** |
| **1** | 12 | 25.40 | 140 | 26 | 18.0 | 14.5 | 17 | 4 | 23.25 | **E2791** |

# E115

- Hand Tap
- Handgewindebohrer
- Handtappen
- Tarauds à main
- Machos de mano
- Machos Manuais




## E115

BSW | HSS | DIN 351 | MEDIUM | 1.5xD | C 2 - 3

1.1 1.2 1.3 1.4 1.5 3.1 3.2 3.3 3.4 6.1 6.2 6.3 6.4 7.2 7.3 7.4 8.2 8.3

| BSW | TPI | $d_1$ nom mm | $l_1$ mm | $l_2$ mm | $d_2$ Ø mm | a mm | z | | e-Code |
|---|---|---|---|---|---|---|---|---|---|
| 1/8 | 40 | 3.18 | 40 | 10 | 3.5 | 2.7 | 3 | 2.55 | E1151/8NO3 |
| 1/8 | 40 | 3.18 | 40 | 10 | 3.5 | 2.7 | 3 | 2.55 | E1151/8NO8 |
| 5/32 | 32 | 3.97 | 45 | 12 | 4.5 | 3.4 | 3 | 3.2 | E1155/32NO3 |
| 5/32 | 32 | 3.97 | 45 | 12 | 4.5 | 3.4 | 3 | 3.2 | E1155/32NO8 |
| 3/16 | 24 | 4.76 | 50 | 16 | 5.5 | 4.3 | 3 | 3.7 | E1153/16NO3 |
| 3/16 | 24 | 4.76 | 50 | 16 | 5.5 | 4.3 | 3 | 3.7 | E1153/16NO8 |
| 1/4 | 20 | 6.35 | 56 | 17 | 6.0 | 4.9 | 3 | 5.1 | E1151/4NO3 |
| 1/4 | 20 | 6.35 | 56 | 17 | 6.0 | 4.9 | 3 | 5.1 | E1151/4NO8 |
| 5/16 | 18 | 7.94 | 63 | 25 | 6.0 | 4.9 | 3 | 6.5 | E1155/16NO3 |
| 5/16 | 18 | 7.94 | 63 | 25 | 6.0 | 4.9 | 3 | 6.5 | E1155/16NO8 |
| 3/8 | 16 | 9.53 | 70 | 22 | 7.0 | 5.5 | 3 | 7.9 | E1153/8NO3 |
| 3/8 | 16 | 9.53 | 70 | 22 | 7.0 | 5.5 | 3 | 7.9 | E1153/8NO8 |
| 7/16 | 14 | 11.11 | 75 | 30 | 8.0 | 6.2 | 3 | 9.2 | E1157/16NO3 |
| 7/16 | 14 | 11.11 | 75 | 30 | 8.0 | 6.2 | 3 | 9.2 | E1157/16NO8 |
| 1/2 | 12 | 12.70 | 80 | 30 | 9.0 | 7.0 | 3 | 10.5 | E1151/2NO3 |
| 1/2 | 12 | 12.70 | 80 | 30 | 9.0 | 7.0 | 3 | 10.5 | E1151/2NO8 |
| 9/16 | 12 | 14.29 | 80 | 30 | 11.0 | 9.0 | 4 | 12 | E1159/16NO3 |
| 9/16 | 12 | 14.29 | 80 | 30 | 11.0 | 9.0 | 4 | 12 | E1159/16NO8 |
| 5/8 | 11 | 15.88 | 90 | 36 | 12.0 | 9.0 | 4 | 13.5 | E1155/8NO3 |
| 5/8 | 11 | 15.88 | 90 | 36 | 12.0 | 9.0 | 4 | 13.5 | E1155/8NO8 |
| 3/4 | 10 | 19.05 | 105 | 40 | 14.0 | 11.0 | 4 | 16.5 | E1153/4NO3 |
| 3/4 | 10 | 19.05 | 105 | 40 | 14.0 | 11.0 | 4 | 16.5 | E1153/4NO8 |
| 7/8 | 9 | 22.23 | 110 | 45 | 18.0 | 14.5 | 4 | 19.25 | E1157/8NO3 |
| 7/8 | 9 | 22.23 | 110 | 45 | 18.0 | 14.5 | 4 | 19.25 | E1157/8NO8 |
| 1“ | 8 | 25.40 | 110 | 50 | 20.0 | 16.0 | 4 | 22 | E1151NO3 |
| 1“ | 8 | 25.40 | 110 | 50 | 20.0 | 16.0 | 4 | 22 | E1151NO8 |
| 1.1/8 | 7 | 28.58 | 132 | 56 | 22.0 | 18.0 | 4 | 24.75 | E1151.1/8NO3 |
| 1.1/8 | 7 | 28.58 | 132 | 56 | 22.0 | 18.0 | 4 | 24.75 | E1151.1/8NO8 |
| 1.1/4 | 7 | 31.75 | 132 | 56 | 25.0 | 20.0 | 4 | 28 | E1151.1/4NO3 |
| 1.1/4 | 7 | 31.75 | 132 | 56 | 25.0 | 20.0 | 4 | 28 | E1151.1/4NO8 |
| 1.3/8 | 6 | 34.93 | 150 | 63 | 28.0 | 22.0 | 4 | 30.5 | E1151.3/8NO3 |
| 1.3/8 | 6 | 34.93 | 150 | 63 | 28.0 | 22.0 | 4 | 30.5 | E1151.3/8NO8 |
| 1.1/2 | 6 | 38.10 | 150 | 63 | 32.0 | 24.0 | 4 | 33.5 | E1151.1/2NO3 |
| 1.1/2 | 6 | 38.10 | 150 | 63 | 32.0 | 24.0 | 4 | 33.5 | E1151.1/2NO8 |
| 1.5/8 | 5 | 41.28 | 160 | 70 | 32.0 | 24.0 | 4 | 35.5 | E1151.5/8NO3 |
| 1.5/8 | 5 | 41.28 | 160 | 70 | 32.0 | 24.0 | 4 | 35.5 | E1151.5/8NO8 |
| 1.3/4 | 5 | 44.45 | 160 | 70 | 36.0 | 29.0 | 6 | 39 | E1151.3/4NO3 |
| 1.3/4 | 5 | 44.45 | 160 | 70 | 36.0 | 29.0 | 6 | 39 | E1151.3/4NO8 |
| 1.7/8 | 4.5 | 47.63 | 190 | 80 | 36.0 | 29.0 | 6 | 41.5 | E1151.7/8NO3 |
| 1.7/8 | 4.5 | 47.63 | 190 | 80 | 36.0 | 29.0 | 6 | 41.5 | E1151.7/8NO8 |
| 2“ | 4.5 | 50.80 | 190 | 80 | 40.0 | 32.0 | 6 | 44.5 | E1152NO3 |
| 2“ | 4.5 | 50.80 | 190 | 80 | 40.0 | 32.0 | 6 | 44.5 | E1152NO8 |

NO1 – NO8 299

# L300

- Set of SHARK-line taps, plastic case
- Coffret plastique de tarauds Shark
- Maschinengewindebohrer-Satz, Shark, in Plastikbox
- Juego de machos linea Shark (estuche de plástico)
- Shark tappen in set, kunststof cassette
- Machos Shark - Jogo em Cx. Plástica

## L300

| Nr. | A | B | M | DIN | e-Code |
|---|---|---|---|---|---|
| **201** | E201 HSCo-XP WHITE | 6 | M3 - M10 | DIN 371 C | **L300N201** |
| **340** | E340 HSCo RED | 6 | M3 - M10 | DIN 371 B | **L300N340** |
| **342** | E342 HSCo RED | 6 | M3 - M10 | DIN 371 C, 35° | **L300N342** |
| **344** | E344 HSCo BLUE | 6 | M3 - M10 | DIN 371 B | **L300N344** |
| **346** | E346 HSCo BLUE | 6 | M3 - M10 | DIN 371 C, 40° | **L300N346** |
| **348** | E348 HSCo YELLOW | 6 | M3 - M10 | DIN 371 B | **L300N348** |
| **350** | E350 HSCo YELLOW | 6 | M3 - M10 | DIN 371 C, 35° | **L300N350** |
| **352** | E352 HSCo-XP GREEN | 6 | M3 - M10 | DIN 371 C | **L300N352** |
| **354** | E354 HSCo-XP GREEN | 6 | M3 - M10 | DIN 371 C, 15° | **L300N354** |
| **358** | E358 HSCo GREEN | 6 | M3 - M10 | DIN 371 B | **L300N358** |
| **360** | E360 HSCo GREEN | 6 | M3 - M10 | DIN 371 C, 35° | **L300N360** |

# L119

- Metric Coarse Taps, metal case
- Coffret métallique de tarauds pas métrique
- Gewindebohrer in Metallkassette
- Machos de rosca Métrica, estuche metálico
- Metrische tappen, metalen cassette
- Machos Métricos, cx. Metálica

## L119

| Nr. | A | M | DIN | e-Code |
|---|---|---|---|---|
| **Nr.17** | E100 setN8 | M3- M4-M5-M6-M8-M10-M12 | 352 | **L11917** |
| **Nr.37** | E214-E265 | M3- M4-M5-M6-M8-M10-M12 | 371 - M12 376 | **L11937** |
| **Nr.27** | E208-E259 | M3- M4-M5-M6-M8-M10-M12 | 371 - M12 376 | **L11927** |

# L126

- Drill-Tap set in metal case
- Jeu de forets taraudeurs
- Kombi-Gewindebohrer in Metallkassette
- Juego de Broca-Macho en caja metalica
- Combi-Boortappen in metalen cassette
- Conjunto de Macho Broca

## L126

| Nr. | A | B | M | e-Code |
|---|---|---|---|---|
| **650** | E650 | 6 | 4.0, 5.0, 6.0, 8.0, 10.0, 12.0 | **L126650** |

# L110

- Die Stocks
- Porte filières
- Schneideisenhalter
- Maneta para Terrajas “ Portaterrajas”
- Snijplaathouders
- Desandador p/ Caçonetes Circulares

L120
397

## L110

| Nr. | Ø x H | e-Code |
|---|---|---|
| **1“** | 16 x 5 | **L1101** |
| **2a** | 20 x 5 | **L1102A** |
| **2b** | 20 x 7 | **L1102B** |
| **3** | 25 x 9 | **L1103** |
| **4“** | 30 x 11 | **L1104** |
| **5** | 38 x 14 | **L1105** |
| **5f** | 38 x 10 | **L1105F** |
| **6** | 45 x 18 | **L1106** |
| **6f** | 45 x 14 | **L1106F** |
| **7** | 55 x 22 | **L1107** |
| **7f** | 55 x 16 | **L1107F** |
| **8** | 65 x 25 | **L1108** |
| **8f** | 65 x 18 | **L1108F** |
| **9** | 75 x 30 | **L1109** |
| **9f** | 75 x 20 | **L1109F** |
| **10** | 90 x 36 | **L11010** |
| **10f** | 90 x 22 | **L11010F** |
| | 13/16 x 1/4 | **L11013/16** |
| | 1 x 3/8 | **L1101INCH** |
| | 1.5/16 x 7/16 | **L1101.5/16** |
| | 1.1/2 x 1/2 | **L1101.1/2** |
| | 2 x 5/8 | **L1102INCH** |
| | 2.1/4 x 11/16 | **L1102.1/4** |
| | 3 x 7/8 | **L1103INCH** |
| | 4 x 1 | **L1104INCH** |

# L111

- Tap Wrenches
- Tourne à gauche
- Windeisen
- Portamachos regulable
- Verstelbare wringijzers
- Desandador Ajustável

L120
397

## L111

| Nr. | ⌀ | e-Code |
|---|---|---|
| **0** | 2.0 - 5.0 | **L111NO0** |
| **1** | 2.1 - 8.0 | **L111NO1** |
| **2** | 4.9 - 12.0 | **L111NO2** |
| **3** | 5.5 - 16.0 | **L111NO3** |
| **4** | 11.0 - 24.0 | **L111NO4** |
| **5** | 16.0 - 32.0 | **L111NO5** |
| **BT1** | 1.0 - 6.5 | **L111BT1** |
| **BT2** | 1.0 - 10.0 | **L111BT2** |

# L115

- Taps, E500/Drills A120, Metal Case
- Coffret métallique de tarauds E500/ forets A120
- Handgewindebohrersatz,E500/ Kernlochbohrer A120,Metallkassette
- Machos E500/Brocas A120, Estuche metálico
- E500 tappen/A120 boren, metalen cassette
- Machos E500/ Brocas A120, Cx. Metálica

## L115

1.1 1.2 1.3 1.4 1.5 3.1 3.2 3.3 3.4 6.1 6.2 6.3 6.4 7.2 7.3 7.4 8.2 8.3

| Nr. | A | M | B | $d_1$ Ø mm | e-Code |
|---|---|---|---|---|---|
| **Nr.100** | E500 ISO529 | M3 - 12 | A120 DIN1897RN | 2,5,3,3,4,2,5,0 6,8 8,5 10, 2 | **L115100** |

# L120

- Threading Equipment, Metal Case
- Coffret métallique d'équipements de taraudage
- Gewinde- Schneidsätze, Metallkassette
- Juegos de machos de mano y terrajas mano, estuche metálico
- Draadsnijgereedschap, metalen cassette
- Estojo de Roscagem, Cx. Metálica

## L120

| Nr. | A | L111 | L110 | e-Code |
|---|---|---|---|---|
| **Nr.21** | E100 + F100 M 3, 4, 5, 6, 8, 10, 12 | No 1 + No 2 | 20 x 5, 20 x 7, 25 x 9, 30 x 11, 38 x 14 | **L12021** |
| **Nr.30** | E100 + F100 M 3, 4, 5, 6, 8, 10, 12, 14, 16, 18, 20 | No 1 + No 3 | 20 x 5, 20 x 7, 25 x 9, 30 x 11, 38 x 14, 45 x 18 | **L12030** |
| **HS-2M** | E500 + F300 M2, 2,5, 3, 3,5, 4, 5, 6 | BT1 | 13/16 x 1/4 | **L1202M** |
| **HS-4M** | E500 + F300 M 5, 6, 7, 8, 9, 10, 11, 12 | BT2 | 13/16 x 1/4 + 1.5/16 x 7/16 | **L1204M** |
| **HS-8M** | E500 + F300 M 2, 3, 4, 5, 6 | BT1 | 13/16 x 1/4 | **L1208M** |
| **HS-10M** | E500 + F300 M 3, 4, 5, 6, 7, 8, 9, 10 | BT2 | 13/16 x 1/4 + 1. x 3/8 | **L12010M** |
| **HS-12M** | E500 + F300 M 2, 3, 4, 5, 6, 7, 8, 9, 10, 12 | BT1 + BT2 | 13/16 x 1/4 + 1. x 3/8 + 1.5/16 | **L12012M** |
| **HS-14M** | E500 + F300 M 6, 7, 8, 9, 10, 12, 14, 16, 18, 20 | No 2 | 1. x 3/8 + 1.5/16 x 7/16 + 1.1/2 x 1/2 | **L12014M** |
| **HS-30UNC** | E515 + F320 1/4, 5/16, 3/8, 7/16, 1/2 | BT2 | 1. x 3/8 + 1.5/16 x 7/16 | **L12030UNC** |
| **HS-32UNC** | E515 + F320 1/4, 5/16, 3/8, 7/16, 1/2, 5/8, 3/4 | BT2 + No 2 | 1. x 3/8 + 1.1/2 x 1/2 | **L12032UNC** |
| **HS-24UNF** | E524 + F330 1/4, 5/16, 3/8, 7/16, 1/2 | BT2 | 1. x 3/8 + 1.5/16 x 7/16 | **L12024UNF** |
| **HS-26UNF** | E524 + F330 1/4, 5/16, 3/8, 7/16, 1/2, 5/8, 3/4 | BT2 + No 2 | 1. x 3/8 + 1.1/2 x 1/2 | **L12026UNF** |
| **HS-12BSW** | E531 + F340 1/4, 5/16, 3/8, 7/16, 1/2, 5/8, 3/4 | BT2 + No 2 | 1. x 3/8 + 1.1/2 x 1/2 | **L12012BSW** |

# L124

- Taps, E800 M3-M12, Metal Case
- Coffret métallique de tarauds E800 M3-M12
- Handgewindebohrersatz,E800 M3-M12,Metallkassette
- Machos E800 M3-M12, Estuche metálico
- E800 tappen M3-M12, metalen cassette
- Machos, E800 M3-M12, Cx Metálica

## L124

• 1.1 1.2 1.3 1.4 1.5 3.1 3.2 3.3 3.4 6.1 6.2 6.3 6.4 7.2 7.3 7.4 8.2 8.3

| Nr. | A | B | M | e-Code |
|---|---|---|---|---|
| 7 | E800 | 14 | 3.0, 4.0, 5.0, 6.0, 8.0, 10.0, 12.0 ( x 0.5 mm ) | **L1247** |

# E053

- Machine Tap MTT-X
- MTT-X Maschinen-Gewindebohrer
- MTT-X Machinetappen
- MTT-X Tarauds machine
- MTT-X Machos de máquina
- MTT-X Macho de Máquina




MTT-X

## E053




■ 3.1 3.2 3.3 8.2
● 3.4 6.2 6.4 7.4

| M | P mm | $l_1$ mm | $l_2$ mm | $d_2$ Ø mm | a mm | $l_3$ mm | z | | $l_4$ mm | e-Code |
|---|---|---|---|---|---|---|---|---|---|---|
| **3** | 0.50 | 48 | 12.5 | 3.15 | 2.50 | 5 | 3 | 2.5 | 12.5 | **E053M3** |
| **4** | 0.70 | 53 | 14 | 4.00 | 3.15 | 6 | 4 | 3.3 | 14 | **E053M4** |
| **5** | 0.80 | 58 | 11 | 5.00 | 4.00 | 7 | 4 | 4.2 | 22 | **E053M5** |
| **6** | 1.00 | 66 | 13 | 6.30 | 5.00 | 8 | 4 | 5 | 26 | **E053M6** |
| **8** | 1.25 | 72 | 16 | 8.00 | 6.30 | 9 | 4 | 6.8 | 29 | **E053M8** |
| **10** | 1.50 | 80 | 18 | 10.00 | 8.00 | 11 | 4 | 8.5 | 34 | **E053M10** |
| **12** | 1.75 | 89 | 22 | 9.00 | 7.10 | 10 | 4 | 10.3 | | **E053M12** |
| **14** | 2.00 | 95 | 24 | 11.20 | 9.00 | 12 | 4 | 12 | | **E053M14** |
| **16** | 2.00 | 102 | 24 | 12.50 | 10.00 | 13 | 4 | 14 | | **E053M16** |
| **20** | 2.50 | 112 | 29 | 14.00 | 11.20 | 14 | 4 | 17.5 | | **E053M20** |

# E500

- Machine Tap
- Maschinen-Gewindebohrer
- Machinetappen
- Tarauds machine
- Machos de máquina
- Macho de Máquina




L115 396

L120 397

## E500

M | HSS | ISO 529 | 6H | 1.5xD

1.1 1.2 1.3 1.4 1.5 3.1 3.2 3.3 3.4 6.1 6.2 6.3 6.4 7.2 7.3 7.4 8.2 8.3

| M | P mm | $l_1$ mm | $l_2$ mm | $d_2$ Ø mm | a mm | $l_3$ mm | z | ↔ | $l_4$ mm | e-Code |
|---|---|---|---|---|---|---|---|---|---|---|
| 1 | 0.25 | 38 | 4.5 | 2.50 | 2.00 | 4 | 2 | 0.75 | 4.5 | E500M1NO1 |
| 1 | 0.25 | 38 | 4.5 | 2.50 | 2.00 | 4 | 2 | 0.75 | 4.5 | E500M1NO2 |
| 1 | 0.25 | 38 | 4.5 | 2.50 | 2.00 | 4 | 2 | 0.75 | 4.5 | E500M1NO3 |
| 1.2 | 0.25 | 38 | 4.5 | 2.50 | 2.00 | 4 | 2 | 0.95 | 4.5 | E500M1.2NO1 |
| 1.2 | 0.25 | 38 | 4.5 | 2.50 | 2.00 | 4 | 2 | 0.95 | 4.5 | E500M1.2NO2 |
| 1.2 | 0.25 | 38 | 4.5 | 2.50 | 2.00 | 4 | 2 | 0.95 | 4.5 | E500M1.2NO3 |
| 1.4 | 0.30 | 40 | 6 | 2.50 | 2.00 | 4 | 2 | 1.1 | 6 | E500M1.4NO1 |
| 1.4 | 0.30 | 40 | 6 | 2.50 | 2.00 | 4 | 2 | 1.1 | 6 | E500M1.4NO2 |
| 1.4 | 0.30 | 40 | 6 | 2.50 | 2.00 | 4 | 2 | 1.1 | 6 | E500M1.4NO3 |
| 1.6 | 0.35 | 41 | 8 | 2.50 | 2.00 | 4 | 2 | 1.25 | 8 | E500M1.6NO1 |
| 1.6 | 0.35 | 41 | 8 | 2.50 | 2.00 | 4 | 2 | 1.25 | 8 | E500M1.6NO2 |
| 1.6 | 0.35 | 41 | 8 | 2.50 | 2.00 | 4 | 2 | 1.25 | 8 | E500M1.6NO3 |
| 1.6 | 0.35 | 41 | 8 | 2.50 | 2.00 | 4 | 2 | 1.25 | 8 | E500M1.6NO6 |
| 1.6 | 0.35 | 41 | 8 | 2.50 | 2.00 | 4 | 2 | 1.25 | 8 | E500M1.6NO8 |
| 1.7 | 0.35 | 41 | 8 | 2.50 | 2.00 | 4 | 2 | 1.35 | 8 | E500M1.7NO1 |
| 1.7 | 0.35 | 41 | 8 | 2.50 | 2.00 | 4 | 2 | 1.35 | 8 | E500M1.7NO2 |
| 1.7 | 0.35 | 41 | 8 | 2.50 | 2.00 | 4 | 2 | 1.35 | 8 | E500M1.7NO3 |
| 1.7 | 0.35 | 41 | 8 | 2.50 | 2.00 | 4 | 2 | 1.35 | 8 | E500M1.7NO6 |
| 1.7 | 0.35 | 41 | 8 | 2.50 | 2.00 | 4 | 2 | 1.35 | 8 | E500M1.7NO8 |
| 1.8 | 0.35 | 41 | 8 | 2.50 | 2.00 | 4 | 2 | 1.45 | 8 | E500M1.8NO1 |
| 1.8 | 0.35 | 41 | 8 | 2.50 | 2.00 | 4 | 2 | 1.45 | 8 | E500M1.8NO2 |
| 1.8 | 0.35 | 41 | 8 | 2.50 | 2.00 | 4 | 2 | 1.45 | 8 | E500M1.8NO3 |
| 1.8 | 0.35 | 41 | 8 | 2.50 | 2.00 | 4 | 2 | 1.45 | 8 | E500M1.8NO6 |
| 1.8 | 0.35 | 41 | 8 | 2.50 | 2.00 | 4 | 2 | 1.45 | 8 | E500M1.8NO8 |
| 2 | 0.40 | 41 | 8 | 2.50 | 2.00 | 4 | 3 | 1.6 | 8 | E500M2NO1 |
| 2 | 0.40 | 41 | 8 | 2.50 | 2.00 | 4 | 3 | 1.6 | 8 | E500M2NO2 |
| 2 | 0.40 | 41 | 8 | 2.50 | 2.00 | 4 | 3 | 1.6 | 8 | E500M2NO3 |
| 2 | 0.40 | 41 | 8 | 2.50 | 2.00 | 4 | 3 | 1.6 | 8 | E500M2NO6 |
| 2 | 0.40 | 41 | 8 | 2.50 | 2.00 | 4 | 3 | 1.6 | 8 | E500M2NO7 |
| 2 | 0.40 | 41 | 8 | 2.50 | 2.00 | 4 | 3 | 1.6 | 8 | E500M2NO8 |
| 2 | 0.45 | 41 | 8 | 2.50 | 2.00 | 4 | 3 | 1.55 | 8 | E500M2X.45NO1 |
| 2 | 0.45 | 41 | 8 | 2.50 | 2.00 | 4 | 3 | 1.55 | 8 | E500M2X.45NO2 |
| 2 | 0.45 | 41 | 8 | 2.50 | 2.00 | 4 | 3 | 1.55 | 8 | E500M2X.45NO3 |
| 2.2 | 0.45 | 44.5 | 9.5 | 2.80 | 2.24 | 5 | 3 | 1.75 | 9.5 | E500M2.2NO1 |
| 2.2 | 0.45 | 44.5 | 9.5 | 2.80 | 2.24 | 5 | 3 | 1.75 | 9.5 | E500M2.2NO2 |
| 2.2 | 0.45 | 44.5 | 9.5 | 2.80 | 2.24 | 5 | 3 | 1.75 | 9.5 | E500M2.2NO3 |
| 2.2 | 0.45 | 44.5 | 9.5 | 2.80 | 2.24 | 5 | 3 | 1.75 | 9.5 | E500M2.2NO6 |
| 2.2 | 0.45 | 44.5 | 9.5 | 2.80 | 2.24 | 5 | 3 | 1.75 | 9.5 | E500M2.2NO8 |
| 2.3 | 0.45 | 44.5 | 9.5 | 2.80 | 2.24 | 5 | 3 | 1.85 | 9.5 | E500M2.3NO1 |
| 2.3 | 0.45 | 44.5 | 9.5 | 2.80 | 2.24 | 5 | 3 | 1.85 | 9.5 | E500M2.3NO2 |
| 2.3 | 0.45 | 44.5 | 9.5 | 2.80 | 2.24 | 5 | 3 | 1.85 | 9.5 | E500M2.3NO3 |
| 2.3 | 0.45 | 44.5 | 9.5 | 2.80 | 2.24 | 5 | 3 | 1.85 | 9.5 | E500M2.3NO6 |
| 2.5 | 0.45 | 44.5 | 9.5 | 2.80 | 2.24 | 5 | 3 | 2.05 | 9.5 | E500M2.5NO1 |
| 2.5 | 0.45 | 44.5 | 9.5 | 2.80 | 2.24 | 5 | 3 | 2.05 | 9.5 | E500M2.5NO2 |
| 2.5 | 0.45 | 44.5 | 9.5 | 2.80 | 2.24 | 5 | 3 | 2.05 | 9.5 | E500M2.5NO3 |
| 2.5 | 0.45 | 44.5 | 9.5 | 2.80 | 2.24 | 5 | 3 | 2.05 | 9.5 | E500M2.5NO6 |
| 2.5 | 0.45 | 44.5 | 9.5 | 2.80 | 2.24 | 5 | 3 | 2.05 | 9.5 | E500M2.5NO7 |
| 2.5 | 0.45 | 44.5 | 9.5 | 2.80 | 2.24 | 5 | 3 | 2.05 | 9.5 | E500M2.5NO8 |

NO1 – NO8 299

# E500

DORMER

| M | P mm | $l_1$ mm | $l_2$ mm | $d_2$ Ø mm | a mm | $l_3$ mm | z | ↔ | $l_4$ mm | e-Code |
|---|---|---|---|---|---|---|---|---|---|---|
| **2.6** | 0.45 | 44.5 | 9.5 | 2.80 | 2.24 | 5 | 3 | 2.15 | 9.5 | **E500M2.6NO1** |
| **2.6** | 0.45 | 44.5 | 9.5 | 2.80 | 2.24 | 5 | 3 | 2.15 | 9.5 | **E500M2.6NO2** |
| **2.6** | 0.45 | 44.5 | 9.5 | 2.80 | 2.24 | 5 | 3 | 2.15 | 9.5 | **E500M2.6NO3** |
| **2.6** | 0.45 | 44.5 | 9.5 | 2.80 | 2.24 | 5 | 3 | 2.15 | 9.5 | **E500M2.6NO6** |
| **3** | 0.50 | 48 | 12.5 | 3.15 | 2.50 | 5 | 3 | 2.5 | 12.5 | **E500M3NO1** |
| **3** | 0.50 | 48 | 12.5 | 3.15 | 2.50 | 5 | 3 | 2.5 | 12.5 | **E500M3NO2** |
| **3** | 0.50 | 48 | 12.5 | 3.15 | 2.50 | 5 | 3 | 2.5 | 12.5 | **E500M3NO3** |
| **3** | 0.50 | 48 | 12.5 | 3.15 | 2.50 | 5 | 3 | 2.5 | 12.5 | **E500M3NO6** |
| **3** | 0.50 | 48 | 12.5 | 3.15 | 2.50 | 5 | 3 | 2.5 | 12.5 | **E500M3NO7** |
| **3** | 0.50 | 48 | 12.5 | 3.15 | 2.50 | 5 | 3 | 2.5 | 12.5 | **E500M3NO8** |
| **3** | 0.60 | 48 | 12.5 | 3.15 | 2.50 | 5 | 3 | 2.4 | 12.5 | **E500M3X.6NO1** |
| **3** | 0.60 | 48 | 12.5 | 3.15 | 2.50 | 5 | 3 | 2.4 | 12.5 | **E500M3X.6NO2** |
| **3** | 0.60 | 48 | 12.5 | 3.15 | 2.50 | 5 | 3 | 2.4 | 12.5 | **E500M3X.6NO3** |
| **3.5** | 0.60 | 50 | 14 | 3.55 | 2.80 | 5 | 3 | 2.9 | 14 | **E500M3.5NO1** |
| **3.5** | 0.60 | 50 | 14 | 3.55 | 2.80 | 5 | 3 | 2.9 | 14 | **E500M3.5NO2** |
| **3.5** | 0.60 | 50 | 14 | 3.55 | 2.80 | 5 | 3 | 2.9 | 14 | **E500M3.5NO3** |
| **3.5** | 0.60 | 50 | 14 | 3.55 | 2.80 | 5 | 3 | 2.9 | 14 | **E500M3.5NO6** |
| **3.5** | 0.60 | 50 | 14 | 3.55 | 2.80 | 5 | 3 | 2.9 | 14 | **E500M3.5NO7** |
| **3.5** | 0.60 | 50 | 14 | 3.55 | 2.80 | 5 | 3 | 2.9 | 14 | **E500M3.5NO8** |
| **4** | 0.70 | 53 | 14 | 4.00 | 3.15 | 6 | 3 | 3.3 | 14 | **E500M4NO1** |
| **4** | 0.70 | 53 | 14 | 4.00 | 3.15 | 6 | 3 | 3.3 | 14 | **E500M4NO2** |
| **4** | 0.70 | 53 | 14 | 4.00 | 3.15 | 6 | 3 | 3.3 | 14 | **E500M4NO3** |
| **4** | 0.70 | 53 | 14 | 4.00 | 3.15 | 6 | 3 | 3.3 | 14 | **E500M4NO6** |
| **4** | 0.70 | 53 | 14 | 4.00 | 3.15 | 6 | 3 | 3.3 | 14 | **E500M4NO7** |
| **4** | 0.70 | 53 | 14 | 4.00 | 3.15 | 6 | 3 | 3.3 | 14 | **E500M4NO8** |
| **4** | 0.75 | 53 | 14 | 4.00 | 3.15 | 6 | 3 | 3.25 | 14 | **E500M4X.75NO1** |
| **4** | 0.75 | 53 | 14 | 4.00 | 3.15 | 6 | 3 | 3.25 | 14 | **E500M4X.75NO2** |
| **4** | 0.75 | 53 | 14 | 4.00 | 3.15 | 6 | 3 | 3.25 | 14 | **E500M4X.75NO3** |
| **4.5** | 0.75 | 53 | 9.5 | 4.50 | 3.55 | 6 | 3 | 3.8 | 18 | **E500M4.5NO1** |
| **4.5** | 0.75 | 53 | 9.5 | 4.50 | 3.55 | 6 | 3 | 3.8 | 18 | **E500M4.5NO2** |
| **4.5** | 0.75 | 53 | 9.5 | 4.50 | 3.55 | 6 | 3 | 3.8 | 18 | **E500M4.5NO3** |
| **4.5** | 0.75 | 53 | 9.5 | 4.50 | 3.55 | 6 | 3 | 3.8 | 18 | **E500M4.5NO6** |
| **4.5** | 0.75 | 53 | 9.5 | 4.50 | 3.55 | 6 | 3 | 3.8 | 18 | **E500M4.5NO7** |
| **4.5** | 0.75 | 53 | 9.5 | 4.50 | 3.55 | 6 | 3 | 3.8 | 18 | **E500M4.5NO8** |
| **5** | 0.80 | 58 | 11 | 5.00 | 4.00 | 7 | 3 | 4.2 | 22 | **E500M5NO1** |
| **5** | 0.80 | 58 | 11 | 5.00 | 4.00 | 7 | 3 | 4.2 | 22 | **E500M5NO2** |
| **5** | 0.80 | 58 | 11 | 5.00 | 4.00 | 7 | 3 | 4.2 | 22 | **E500M5NO3** |
| **5** | 0.80 | 58 | 11 | 5.00 | 4.00 | 7 | 3 | 4.2 | 22 | **E500M5NO6** |
| **5** | 0.80 | 58 | 11 | 5.00 | 4.00 | 7 | 3 | 4.2 | 22 | **E500M5NO7** |
| **5** | 0.80 | 58 | 11 | 5.00 | 4.00 | 7 | 3 | 4.2 | 22 | **E500M5NO8** |
| **5** | 0.90 | 58 | 11 | 5.00 | 4.00 | 7 | 3 | 4.1 | 22 | **E500M5X.9NO1** |
| **5** | 0.90 | 58 | 11 | 5.00 | 4.00 | 7 | 3 | 4.1 | 22 | **E500M5X.9NO2** |
| **5** | 0.90 | 58 | 11 | 5.00 | 4.00 | 7 | 3 | 4.1 | 22 | **E500M5X.9NO3** |
| **5** | 0.90 | 58 | 11 | 5.00 | 4.00 | 7 | 3 | 4.1 | 22 | **E500M5X.9NO6** |
| **5.5** | 0.90 | 62 | 12 | 5.00 | 4.00 | 7 | 3 | 4.6 | 21 | **E500M5.5X.9NO1** |
| **5.5** | 0.90 | 62 | 12 | 5.00 | 4.00 | 7 | 3 | 4.6 | 21 | **E500M5.5X.9NO2** |
| **5.5** | 0.90 | 62 | 12 | 5.00 | 4.00 | 7 | 3 | 4.6 | 21 | **E500M5.5X.9NO3** |
| **5.5** | 0.90 | 62 | 12 | 5.00 | 4.00 | 7 | 3 | 4.6 | 21 | **E500M5.5X.9NO6** |
| **6** | 1.00 | 66 | 13 | 6.30 | 5.00 | 8 | 3 | 5 | 26 | **E500M6NO1** |
| **6** | 1.00 | 66 | 13 | 6.30 | 5.00 | 8 | 3 | 5 | 26 | **E500M6NO2** |
| **6** | 1.00 | 66 | 13 | 6.30 | 5.00 | 8 | 3 | 5 | 26 | **E500M6NO3** |
| **6** | 1.00 | 66 | 13 | 6.30 | 5.00 | 8 | 3 | 5 | 26 | **E500M6NO6** |
| **6** | 1.00 | 66 | 13 | 6.30 | 5.00 | 8 | 3 | 5 | 26 | **E500M6NO7** |
| **6** | 1.00 | 66 | 13 | 6.30 | 5.00 | 8 | 3 | 5 | 26 | **E500M6NO8** |
| **7** | 1.00 | 66 | 13 | 7.10 | 5.60 | 8 | 3 | 6 | 26 | **E500M7NO1** |
| **7** | 1.00 | 66 | 13 | 7.10 | 5.60 | 8 | 3 | 6 | 26 | **E500M7NO2** |
| **7** | 1.00 | 66 | 13 | 7.10 | 5.60 | 8 | 3 | 6 | 26 | **E500M7NO3** |
| **7** | 1.00 | 66 | 13 | 7.10 | 5.60 | 8 | 3 | 6 | 26 | **E500M7NO6** |
| **7** | 1.00 | 66 | 13 | 7.10 | 5.60 | 8 | 3 | 6 | 26 | **E500M7NO7** |
| **7** | 1.00 | 66 | 13 | 7.10 | 5.60 | 8 | 3 | 6 | 26 | **E500M7NO8** |
| **8** | 1.25 | 72 | 16 | 8.00 | 6.30 | 9 | 3 | 6.8 | 29 | **E500M8NO1** |
| **8** | 1.25 | 72 | 16 | 8.00 | 6.30 | 9 | 3 | 6.8 | 29 | **E500M8NO2** |
| **8** | 1.25 | 72 | 16 | 8.00 | 6.30 | 9 | 3 | 6.8 | 29 | **E500M8NO3** |
| **8** | 1.25 | 72 | 16 | 8.00 | 6.30 | 9 | 3 | 6.8 | 29 | **E500M8NO6** |
| **8** | 1.25 | 72 | 16 | 8.00 | 6.30 | 9 | 3 | 6.8 | 29 | **E500M8NO7** |
| **8** | 1.25 | 72 | 16 | 8.00 | 6.30 | 9 | 3 | 6.8 | 29 | **E500M8NO8** |
| **9** | 1.25 | 72 | 16 | 9.00 | 7.10 | 10 | 3 | 7.8 | 29 | **E500M9NO1** |
| **9** | 1.25 | 72 | 16 | 9.00 | 7.10 | 10 | 3 | 7.8 | 29 | **E500M9NO2** |
| **9** | 1.25 | 72 | 16 | 9.00 | 7.10 | 10 | 3 | 7.8 | 29 | **E500M9NO3** |
| **9** | 1.25 | 72 | 16 | 9.00 | 7.10 | 10 | 3 | 7.8 | 29 | **E500M9NO6** |
| **9** | 1.25 | 72 | 16 | 9.00 | 7.10 | 10 | 3 | 7.8 | 29 | **E500M9NO7** |
| **9** | 1.25 | 72 | 16 | 9.00 | 7.10 | 10 | 3 | 7.8 | 29 | **E500M9NO8** |
| **10** | 1.50 | 80 | 18 | 10.00 | 8.00 | 11 | 3 | 8.5 | 34 | **E500M10NO1** |
| **10** | 1.50 | 80 | 18 | 10.00 | 8.00 | 11 | 3 | 8.5 | 34 | **E500M10NO2** |

NO1 – NO8 299

# E500

| M | P mm | $l_1$ mm | $l_2$ mm | $d_2$ Ø mm | a mm | $l_3$ mm | z | ↔ | $l_4$ mm | e-Code |
|---|---|---|---|---|---|---|---|---|---|---|
| 10 | 1.50 | 80 | 18 | 10.00 | 8.00 | 11 | 3 | 8.5 | 34 | E500M10NO3 |
| 10 | 1.50 | 80 | 18 | 10.00 | 8.00 | 11 | 3 | 8.5 | 34 | E500M10NO6 |
| 10 | 1.50 | 80 | 18 | 10.00 | 8.00 | 11 | 3 | 8.5 | 34 | E500M10NO7 |
| 10 | 1.50 | 80 | 18 | 10.00 | 8.00 | 11 | 3 | 8.5 | 34 | E500M10NO8 |
| 11 | 1.50 | 85 | 19 | 8.00 | 6.30 | 9 | 3 | 9.5 | | E500M11NO1 |
| 11 | 1.50 | 85 | 19 | 8.00 | 6.30 | 9 | 3 | 9.5 | | E500M11NO2 |
| 11 | 1.50 | 85 | 19 | 8.00 | 6.30 | 9 | 3 | 9.5 | | E500M11NO3 |
| 11 | 1.50 | 85 | 19 | 8.00 | 6.30 | 9 | 3 | 9.5 | | E500M11NO6 |
| 11 | 1.50 | 85 | 19 | 8.00 | 6.30 | 9 | 3 | 9.5 | | E500M11NO8 |
| 12 | 1.75 | 89 | 22 | 9.00 | 7.10 | 10 | 3 | 10.3 | | E500M12NO1 |
| 12 | 1.75 | 89 | 22 | 9.00 | 7.10 | 10 | 3 | 10.3 | | E500M12NO2 |
| 12 | 1.75 | 89 | 22 | 9.00 | 7.10 | 10 | 3 | 10.3 | | E500M12NO3 |
| 12 | 1.75 | 89 | 22 | 9.00 | 7.10 | 10 | 3 | 10.3 | | E500M12NO6 |
| 12 | 1.75 | 89 | 22 | 9.00 | 7.10 | 10 | 3 | 10.3 | | E500M12NO7 |
| 12 | 1.75 | 89 | 22 | 9.00 | 7.10 | 10 | 3 | 10.3 | | E500M12NO8 |
| 14 | 2.00 | 95 | 24 | 11.20 | 9.00 | 12 | 4 | 12 | | E500M14NO1 |
| 14 | 2.00 | 95 | 24 | 11.20 | 9.00 | 12 | 4 | 12 | | E500M14NO2 |
| 14 | 2.00 | 95 | 24 | 11.20 | 9.00 | 12 | 4 | 12 | | E500M14NO3 |
| 14 | 2.00 | 95 | 24 | 11.20 | 9.00 | 12 | 4 | 12 | | E500M14NO6 |
| 14 | 2.00 | 95 | 24 | 11.20 | 9.00 | 12 | 4 | 12 | | E500M14NO7 |
| 14 | 2.00 | 95 | 24 | 11.20 | 9.00 | 12 | 4 | 12 | | E500M14NO8 |
| 16 | 2.00 | 102 | 24 | 12.50 | 10.00 | 13 | 4 | 14 | | E500M16NO1 |
| 16 | 2.00 | 102 | 24 | 12.50 | 10.00 | 13 | 4 | 14 | | E500M16NO2 |
| 16 | 2.00 | 102 | 24 | 12.50 | 10.00 | 13 | 4 | 14 | | E500M16NO3 |
| 16 | 2.00 | 102 | 24 | 12.50 | 10.00 | 13 | 4 | 14 | | E500M16NO6 |
| 16 | 2.00 | 102 | 24 | 12.50 | 10.00 | 13 | 4 | 14 | | E500M16NO7 |
| 16 | 2.00 | 102 | 24 | 12.50 | 10.00 | 13 | 4 | 14 | | E500M16NO8 |
| 18 | 2.50 | 112 | 29 | 14.00 | 11.20 | 14 | 4 | 15.5 | | E500M18NO1 |
| 18 | 2.50 | 112 | 29 | 14.00 | 11.20 | 14 | 4 | 15.5 | | E500M18NO2 |
| 18 | 2.50 | 112 | 29 | 14.00 | 11.20 | 14 | 4 | 15.5 | | E500M18NO3 |
| 18 | 2.50 | 112 | 29 | 14.00 | 11.20 | 14 | 4 | 15.5 | | E500M18NO6 |
| 18 | 2.50 | 112 | 29 | 14.00 | 11.20 | 14 | 4 | 15.5 | | E500M18NO7 |
| 18 | 2.50 | 112 | 29 | 14.00 | 11.20 | 14 | 4 | 15.5 | | E500M18NO8 |
| 20 | 2.50 | 112 | 29 | 14.00 | 11.20 | 14 | 4 | 17.5 | | E500M20NO1 |
| 20 | 2.50 | 112 | 29 | 14.00 | 11.20 | 14 | 4 | 17.5 | | E500M20NO2 |
| 20 | 2.50 | 112 | 29 | 14.00 | 11.20 | 14 | 4 | 17.5 | | E500M20NO3 |
| 20 | 2.50 | 112 | 29 | 14.00 | 11.20 | 14 | 4 | 17.5 | | E500M20NO6 |
| 20 | 2.50 | 112 | 29 | 14.00 | 11.20 | 14 | 4 | 17.5 | | E500M20NO7 |
| 20 | 2.50 | 112 | 29 | 14.00 | 11.20 | 14 | 4 | 17.5 | | E500M20NO8 |
| 22 | 2.50 | 118 | 29 | 16.00 | 12.50 | 16 | 4 | 19.5 | | E500M22NO1 |
| 22 | 2.50 | 118 | 29 | 16.00 | 12.50 | 16 | 4 | 19.5 | | E500M22NO2 |
| 22 | 2.50 | 118 | 29 | 16.00 | 12.50 | 16 | 4 | 19.5 | | E500M22NO3 |
| 22 | 2.50 | 118 | 29 | 16.00 | 12.50 | 16 | 4 | 19.5 | | E500M22NO6 |
| 22 | 2.50 | 118 | 29 | 16.00 | 12.50 | 16 | 4 | 19.5 | | E500M22NO8 |
| 24 | 3.00 | 130 | 35 | 18.00 | 14.00 | 18 | 4 | 21 | | E500M24NO1 |
| 24 | 3.00 | 130 | 35 | 18.00 | 14.00 | 18 | 4 | 21 | | E500M24NO2 |
| 24 | 3.00 | 130 | 35 | 18.00 | 14.00 | 18 | 4 | 21 | | E500M24NO3 |
| 24 | 3.00 | 130 | 35 | 18.00 | 14.00 | 18 | 4 | 21 | | E500M24NO6 |
| 24 | 3.00 | 130 | 35 | 18.00 | 14.00 | 18 | 4 | 21 | | E500M24NO7 |
| 24 | 3.00 | 130 | 35 | 18.00 | 14.00 | 18 | 4 | 21 | | E500M24NO8 |
| 27 | 3.00 | 135 | 35 | 20.00 | 16.00 | 20 | 4 | 24 | | E500M27NO1 |
| 27 | 3.00 | 135 | 35 | 20.00 | 16.00 | 20 | 4 | 24 | | E500M27NO2 |
| 27 | 3.00 | 135 | 35 | 20.00 | 16.00 | 20 | 4 | 24 | | E500M27NO3 |
| 30 | 3.50 | 138 | 41 | 20.00 | 16.00 | 20 | 4 | 26.5 | | E500M30NO1 |
| 30 | 3.50 | 138 | 41 | 20.00 | 16.00 | 20 | 4 | 26.5 | | E500M30NO2 |
| 30 | 3.50 | 138 | 41 | 20.00 | 16.00 | 20 | 4 | 26.5 | | E500M30NO3 |
| 33 | 3.50 | 151 | 41 | 22.40 | 18.00 | 22 | 4 | 29.5 | | E500M33NO1 |
| 33 | 3.50 | 151 | 41 | 22.40 | 18.00 | 22 | 4 | 29.5 | | E500M33NO2 |
| 33 | 3.50 | 151 | 41 | 22.40 | 18.00 | 22 | 4 | 29.5 | | E500M33NO3 |
| 36 | 4.00 | 162 | 47 | 25.00 | 20.00 | 24 | 4 | 32 | | E500M36NO1 |
| 36 | 4.00 | 162 | 47 | 25.00 | 20.00 | 24 | 4 | 32 | | E500M36NO2 |
| 36 | 4.00 | 162 | 47 | 25.00 | 20.00 | 24 | 4 | 32 | | E500M36NO3 |
| 39 | 4.00 | 170 | 47 | 28.00 | 22.40 | 26 | 4 | 35 | | E500M39NO1 |
| 39 | 4.00 | 170 | 47 | 28.00 | 22.40 | 26 | 4 | 35 | | E500M39NO2 |
| 39 | 4.00 | 170 | 47 | 28.00 | 22.40 | 26 | 4 | 35 | | E500M39NO3 |
| 42 | 4.50 | 170 | 53 | 28.00 | 22.40 | 26 | 6 | 37.5 | | E500M42NO1 |
| 42 | 4.50 | 170 | 53 | 28.00 | 22.40 | 26 | 6 | 37.5 | | E500M42NO2 |
| 42 | 4.50 | 170 | 53 | 28.00 | 22.40 | 26 | 6 | 37.5 | | E500M42NO3 |
| 45 | 4.50 | 187 | 54 | 31.50 | 25.00 | 28 | 6 | 40.5 | | E500M45NO1 |
| 45 | 4.50 | 187 | 54 | 31.50 | 25.00 | 28 | 6 | 40.5 | | E500M45NO2 |
| 45 | 4.50 | 187 | 54 | 31.50 | 25.00 | 28 | 6 | 40.5 | | E500M45NO3 |
| 48 | 5.00 | 187 | 60 | 31.50 | 25.00 | 28 | 6 | 43 | | E500M48NO1 |
| 48 | 5.00 | 187 | 60 | 31.50 | 25.00 | 28 | 6 | 43 | | E500M48NO2 |
| 48 | 5.00 | 187 | 60 | 31.50 | 25.00 | 28 | 6 | 43 | | E500M48NO3 |
| 52 | 5.00 | 200 | 60 | 35.50 | 28.00 | 31 | 6 | 47 | | E500M52NO1 |
| 52 | 5.00 | 200 | 60 | 35.50 | 28.00 | 31 | 6 | 47 | | E500M52NO2 |
| 52 | 5.00 | 200 | 60 | 35.50 | 28.00 | 31 | 6 | 47 | | E500M52NO3 |
| 56 | 5.50 | 200 | 60 | 35.50 | 28.00 | 31 | 6 | 50.5 | | E500M56NO3 |

NO1 – NO8 299

# E504

DORMER

- Machine Tap
- Maschinen-Gewindebohrer
- Machinetappen
- Tarauds machine
- Machos de máquina
- Macho de Máquina




## E504

■ 3.1 3.2 3.3

● 1.1 1.2 1.3 1.4 1.5 3.4 6.2 6.3 6.4 7.2 7.3 7.4 8.2 8.3

| M | P mm | $l_1$ mm | $l_2$ mm | $d_2$ Ø mm | a mm | $l_3$ mm | z | ↔ | $l_4$ mm | e-Code |
|---|---|---|---|---|---|---|---|---|---|---|
| 3 | 0.50 | 48 | 12.5 | 3.14 | 2.50 | 5 | 3 | 2.5 | 12.5 | E504M3NO2 |
| 3 | 0.50 | 48 | 12.5 | 3.14 | 2.50 | 5 | 3 | 2.5 | 12.5 | E504M3NO3 |
| 4 | 0.70 | 53 | 14 | 4.00 | 3.15 | 6 | 3 | 3.3 | 14 | E504M4NO2 |
| 4 | 0.70 | 53 | 14 | 4.00 | 3.15 | 6 | 3 | 3.3 | 14 | E504M4NO3 |
| 5 | 0.80 | 58 | 11 | 5.00 | 4.00 | 7 | 3 | 4.2 | 22 | E504M5NO2 |
| 5 | 0.80 | 58 | 11 | 5.00 | 4.00 | 7 | 3 | 4.2 | 22 | E504M5NO3 |
| 6 | 1.00 | 66 | 13 | 6.30 | 5.00 | 8 | 3 | 5 | 26 | E504M6NO2 |
| 6 | 1.00 | 66 | 13 | 6.30 | 5.00 | 8 | 3 | 5 | 26 | E504M6NO3 |
| 8 | 1.25 | 72 | 16 | 8.00 | 6.30 | 9 | 3 | 6.8 | 29 | E504M8NO2 |
| 8 | 1.25 | 72 | 16 | 8.00 | 6.30 | 9 | 3 | 6.8 | 29 | E504M8NO3 |
| 10 | 1.50 | 80 | 18 | 10.00 | 8.00 | 11 | 3 | 8.5 | 34 | E504M10NO2 |
| 10 | 1.50 | 80 | 18 | 10.00 | 8.00 | 11 | 3 | 8.5 | 34 | E504M10NO3 |
| 12 | 1.75 | 89 | 22 | 9.00 | 7.10 | 10 | 3 | 10.3 | | E504M12NO2 |
| 12 | 1.75 | 89 | 22 | 9.00 | 7.10 | 10 | 3 | 10.3 | | E504M12NO3 |
| 16 | 2.00 | 102 | 24 | 12.50 | 10.00 | 13 | 4 | 14 | | E504M16NO2 |
| 16 | 2.00 | 102 | 24 | 12.50 | 10.00 | 13 | 4 | 14 | | E504M16NO3 |
| 20 | 2.50 | 112 | 29 | 14.00 | 11.20 | 14 | 4 | 17.5 | | E504M20NO2 |
| 20 | 2.50 | 112 | 29 | 14.00 | 11.20 | 14 | 4 | 17.5 | | E504M20NO3 |
| 24 | 3.00 | 130 | 35 | 18.00 | 14.00 | 18 | 4 | 21 | | E504M24NO2 |
| 24 | 3.00 | 130 | 35 | 18.00 | 14.00 | 18 | 4 | 21 | | E504M24NO3 |

NO1 – NO9 299

# E800

- Hand Tap
- Handgewindebohrer
- Handtappen
- Tarauds à main
- Machos de mano
- Machos Manuais




L124 398

## E800

M | CS | D ISO | 6H | 1.5xD

1.1 1.2 1.3 1.4 1.5 3.1 3.2 3.3 3.4 6.1 6.2 6.3 6.4 7.2 7.3 7.4 8.2 8.3

| M | P mm | $l_1$ mm | $l_2$ mm | $d_2$ Ø mm | a mm | $l_3$ mm | z | ↔ | $l_4$ mm | e-Code |
|---|---|---|---|---|---|---|---|---|---|---|
| 3 | 0.50 | 48.0 | 14.5 | 3.15 | 2.50 | 5 | 3 | 2.5 | 14.5 | E800M3NO1 |
| 3 | 0.50 | 48.0 | 14.5 | 3.15 | 2.50 | 5 | 3 | 2.5 | 14.5 | E800M3NO2 |
| 3 | 0.50 | 48.0 | 14.5 | 3.15 | 2.50 | 5 | 3 | 2.5 | 14.5 | E800M3NO3 |
| 3 | 0.50 | 48.0 | 14.5 | 3.15 | 2.50 | 5 | 3 | 2.5 | 14.5 | E800M3NO4 |
| 3 | 0.50 | 48.0 | 14.5 | 3.15 | 2.50 | 5 | 3 | 2.5 | 14.5 | E800M3NO5 |
| 3 | 0.50 | 48.0 | 14.5 | 3.15 | 2.50 | 5 | 3 | 2.5 | 14.5 | E800M3NO6 |
| 3 | 0.50 | 48.0 | 14.5 | 3.15 | 2.50 | 5 | 3 | 2.5 | 14.5 | E800M3NO8 |
| 4 | 0.70 | 53.0 | 17.0 | 4.00 | 3.15 | 6 | 3 | 3.3 | 17 | E800M4NO1 |
| 4 | 0.70 | 53.0 | 17.0 | 4.00 | 3.15 | 6 | 3 | 3.3 | 17 | E800M4NO2 |
| 4 | 0.70 | 53.0 | 17.0 | 4.00 | 3.15 | 6 | 3 | 3.3 | 17 | E800M4NO3 |
| 4 | 0.70 | 53.0 | 17.0 | 4.00 | 3.15 | 6 | 3 | 3.3 | 17 | E800M4NO4 |
| 4 | 0.70 | 53.0 | 17.0 | 4.00 | 3.15 | 6 | 3 | 3.3 | 17 | E800M4NO5 |
| 4 | 0.70 | 53.0 | 17.0 | 4.00 | 3.15 | 6 | 3 | 3.3 | 17 | E800M4NO6 |
| 4 | 0.70 | 53.0 | 17.0 | 4.00 | 3.15 | 6 | 3 | 3.3 | 17 | E800M4NO8 |
| 5 | 0.80 | 58.0 | 20.5 | 5.00 | 4.00 | 7 | 3 | 4.2 | 22 | E800M5NO1 |
| 5 | 0.80 | 58.0 | 20.5 | 5.00 | 4.00 | 7 | 3 | 4.2 | 22 | E800M5NO2 |
| 5 | 0.80 | 58.0 | 20.5 | 5.00 | 4.00 | 7 | 3 | 4.2 | 22 | E800M5NO3 |
| 5 | 0.80 | 58.0 | 20.5 | 5.00 | 4.00 | 7 | 3 | 4.2 | 22 | E800M5NO4 |
| 5 | 0.80 | 58.0 | 20.5 | 5.00 | 4.00 | 7 | 3 | 4.2 | 22 | E800M5NO5 |
| 5 | 0.80 | 58.0 | 20.5 | 5.00 | 4.00 | 7 | 3 | 4.2 | 22 | E800M5NO6 |
| 5 | 0.80 | 58.0 | 20.5 | 5.00 | 4.00 | 7 | 3 | 4.2 | 22 | E800M5NO8 |
| 6 | 1.00 | 66.0 | 24.5 | 6.30 | 5.00 | 8 | 3 | 5 | 26 | E800M6NO1 |
| 6 | 1.00 | 66.0 | 24.5 | 6.30 | 5.00 | 8 | 3 | 5 | 26 | E800M6NO2 |
| 6 | 1.00 | 66.0 | 24.5 | 6.30 | 5.00 | 8 | 3 | 5 | 26 | E800M6NO3 |
| 6 | 1.00 | 66.0 | 24.5 | 6.30 | 5.00 | 8 | 3 | 5 | 26 | E800M6NO4 |
| 6 | 1.00 | 66.0 | 24.5 | 6.30 | 5.00 | 8 | 3 | 5 | 26 | E800M6NO5 |
| 6 | 1.00 | 66.0 | 24.5 | 6.30 | 5.00 | 8 | 3 | 5 | 26 | E800M6NO6 |
| 6 | 1.00 | 66.0 | 24.5 | 6.30 | 5.00 | 8 | 3 | 5 | 26 | E800M6NO8 |
| 8 | 1.25 | 72.0 | 22.0 | 8.00 | 6.30 | 8 | 4 | 6.8 | 22 | E800M8NO1 |
| 8 | 1.25 | 72.0 | 22.0 | 8.00 | 6.30 | 8 | 4 | 6.8 | 22 | E800M8NO2 |
| 8 | 1.25 | 72.0 | 22.0 | 8.00 | 6.30 | 8 | 4 | 6.8 | 22 | E800M8NO3 |
| 8 | 1.25 | 72.0 | 22.0 | 8.00 | 6.30 | 8 | 4 | 6.8 | 22 | E800M8NO4 |
| 8 | 1.25 | 72.0 | 22.0 | 8.00 | 6.30 | 8 | 4 | 6.8 | 22 | E800M8NO5 |
| 8 | 1.25 | 72.0 | 22.0 | 8.00 | 6.30 | 8 | 4 | 6.8 | 22 | E800M8NO6 |
| 8 | 1.25 | 72.0 | 22.0 | 8.00 | 6.30 | 8 | 4 | 6.8 | 22 | E800M8NO8 |
| 10 | 1.50 | 80.0 | 24.0 | 8.00 | 6.30 | 9 | 4 | 8.5 | | E800M10NO1 |
| 10 | 1.50 | 80.0 | 24.0 | 8.00 | 6.30 | 9 | 4 | 8.5 | | E800M10NO2 |
| 10 | 1.50 | 80.0 | 24.0 | 8.00 | 6.30 | 9 | 4 | 8.5 | | E800M10NO3 |
| 10 | 1.50 | 80.0 | 24.0 | 8.00 | 6.30 | 9 | 4 | 8.5 | | E800M10NO4 |
| 10 | 1.50 | 80.0 | 24.0 | 8.00 | 6.30 | 9 | 4 | 8.5 | | E800M10NO5 |
| 10 | 1.50 | 80.0 | 24.0 | 8.00 | 6.30 | 9 | 4 | 8.5 | | E800M10NO6 |
| 10 | 1.50 | 80.0 | 24.0 | 8.00 | 6.30 | 9 | 4 | 8.5 | | E800M10NO8 |
| 12 | 1.75 | 89.0 | 29.0 | 9.00 | 7.10 | 10 | 4 | 10.3 | | E800M12NO1 |
| 12 | 1.75 | 89.0 | 29.0 | 9.00 | 7.10 | 10 | 4 | 10.3 | | E800M12NO2 |
| 12 | 1.75 | 89.0 | 29.0 | 9.00 | 7.10 | 10 | 4 | 10.3 | | E800M12NO3 |
| 12 | 1.75 | 89.0 | 29.0 | 9.00 | 7.10 | 10 | 4 | 10.3 | | E800M12NO4 |

NO1 – NO8 299

# E800

DORMER

| M | P mm | $l_1$ mm | $l_2$ mm | $d_2$ Ø mm | a mm | $l_3$ mm | z | ↔ | $l_4$ mm | e-Code |
|---|---|---|---|---|---|---|---|---|---|---|
| **12** | 1.75 | 89.0 | 29.0 | 9.00 | 7.10 | 10 | 4 | 10.3 | | **E800M12NO5** |
| **12** | 1.75 | 89.0 | 29.0 | 9.00 | 7.10 | 10 | 4 | 10.3 | | **E800M12NO6** |
| **12** | 1.75 | 89.0 | 29.0 | 9.00 | 7.10 | 10 | 4 | 10.3 | | **E800M12NO8** |
| **14** | 2.00 | 95.0 | 30.0 | 11.20 | 9.00 | 12 | 4 | 12 | | **E800M14NO1** |
| **14** | 2.00 | 95.0 | 30.0 | 11.20 | 9.00 | 12 | 4 | 12 | | **E800M14NO2** |
| **14** | 2.00 | 95.0 | 30.0 | 11.20 | 9.00 | 12 | 4 | 12 | | **E800M14NO3** |
| **14** | 2.00 | 95.0 | 30.0 | 11.20 | 9.00 | 12 | 4 | 12 | | **E800M14NO4** |
| **14** | 2.00 | 95.0 | 30.0 | 11.20 | 9.00 | 12 | 4 | 12 | | **E800M14NO5** |
| **14** | 2.00 | 95.0 | 30.0 | 11.20 | 9.00 | 12 | 4 | 12 | | **E800M14NO6** |
| **14** | 2.00 | 95.0 | 30.0 | 11.20 | 9.00 | 12 | 4 | 12 | | **E800M14NO8** |
| **16** | 2.00 | 102.0 | 32.0 | 12.50 | 10.00 | 13 | 4 | 14 | | **E800M16NO1** |
| **16** | 2.00 | 102.0 | 32.0 | 12.50 | 10.00 | 13 | 4 | 14 | | **E800M16NO2** |
| **16** | 2.00 | 102.0 | 32.0 | 12.50 | 10.00 | 13 | 4 | 14 | | **E800M16NO3** |
| **16** | 2.00 | 102.0 | 32.0 | 12.50 | 10.00 | 13 | 4 | 14 | | **E800M16NO4** |
| **16** | 2.00 | 102.0 | 32.0 | 12.50 | 10.00 | 13 | 4 | 14 | | **E800M16NO5** |
| **16** | 2.00 | 102.0 | 32.0 | 12.50 | 10.00 | 13 | 4 | 14 | | **E800M16NO6** |
| **16** | 2.00 | 102.0 | 32.0 | 12.50 | 10.00 | 13 | 4 | 14 | | **E800M16NO8** |
| **18** | 2.50 | 112.0 | 37.0 | 14.00 | 11.20 | 14 | 4 | 15.5 | | **E800M18NO1** |
| **18** | 2.50 | 112.0 | 37.0 | 14.00 | 11.20 | 14 | 4 | 15.5 | | **E800M18NO2** |
| **18** | 2.50 | 112.0 | 37.0 | 14.00 | 11.20 | 14 | 4 | 15.5 | | **E800M18NO3** |
| **18** | 2.50 | 112.0 | 37.0 | 14.00 | 11.20 | 14 | 4 | 15.5 | | **E800M18NO4** |
| **18** | 2.50 | 112.0 | 37.0 | 14.00 | 11.20 | 14 | 4 | 15.5 | | **E800M18NO5** |
| **18** | 2.50 | 112.0 | 37.0 | 14.00 | 11.20 | 14 | 4 | 15.5 | | **E800M18NO6** |
| **18** | 2.50 | 112.0 | 37.0 | 14.00 | 11.20 | 14 | 4 | 15.5 | | **E800M18NO8** |
| **20** | 2.50 | 112.0 | 37.0 | 14.00 | 11.20 | 14 | 4 | 17.5 | | **E800M20NO1** |
| **20** | 2.50 | 112.0 | 37.0 | 14.00 | 11.20 | 14 | 4 | 17.5 | | **E800M20NO2** |
| **20** | 2.50 | 112.0 | 37.0 | 14.00 | 11.20 | 14 | 4 | 17.5 | | **E800M20NO3** |
| **20** | 2.50 | 112.0 | 37.0 | 14.00 | 11.20 | 14 | 4 | 17.5 | | **E800M20NO4** |
| **20** | 2.50 | 112.0 | 37.0 | 14.00 | 11.20 | 14 | 4 | 17.5 | | **E800M20NO5** |
| **20** | 2.50 | 112.0 | 37.0 | 14.00 | 11.20 | 14 | 4 | 17.5 | | **E800M20NO6** |
| **20** | 2.50 | 112.0 | 37.0 | 14.00 | 11.20 | 14 | 4 | 17.5 | | **E800M20NO8** |
| **24** | 3.00 | 130.0 | 45.0 | 18.00 | 14.00 | 18 | 4 | 21 | | **E800M24NO1** |
| **24** | 3.00 | 130.0 | 45.0 | 18.00 | 14.00 | 18 | 4 | 21 | | **E800M24NO2** |
| **24** | 3.00 | 130.0 | 45.0 | 18.00 | 14.00 | 18 | 4 | 21 | | **E800M24NO3** |
| **24** | 3.00 | 130.0 | 45.0 | 18.00 | 14.00 | 18 | 4 | 21 | | **E800M24NO4** |
| **24** | 3.00 | 130.0 | 45.0 | 18.00 | 14.00 | 18 | 4 | 21 | | **E800M24NO5** |
| **24** | 3.00 | 130.0 | 45.0 | 18.00 | 14.00 | 18 | 4 | 21 | | **E800M24NO6** |
| **24** | 3.00 | 130.0 | 45.0 | 18.00 | 14.00 | 18 | 4 | 21 | | **E800M24NO8** |

NO1 – NO8 299

# E501

- Machine Tap
- Tarauds machine
- Maschinen-Gewindebohrer
- Machos de máquina
- Machinetappen
- Macho de Máquina




## E501

● 1.1 1.2 1.3 1.4 1.5 3.1 3.2 3.3 3.4 6.1 6.2 6.3 6.4 7.2 7.3 7.4 8.2 8.3

| M | P mm | $l_1$ mm | $l_2$ mm | $d_2$ Ø mm | a mm | $l_3$ mm | z | ↔ | $l_4$ mm | e-Code |
|---|---|---|---|---|---|---|---|---|---|---|
| 3 | 0.50 | 48 | 12.5 | 3.15 | 2.50 | 5 | 3 | 2.5 | 12.5 | E501M3NO1 |
| 3 | 0.50 | 48 | 12.5 | 3.15 | 2.50 | 5 | 3 | 2.5 | 12.5 | E501M3NO2 |
| 3 | 0.50 | 48 | 12.5 | 3.15 | 2.50 | 5 | 3 | 2.5 | 12.5 | E501M3NO3 |
| 4 | 0.70 | 53 | 14 | 4.00 | 3.15 | 6 | 3 | 3.3 | 14 | E501M4NO1 |
| 4 | 0.70 | 53 | 14 | 4.00 | 3.15 | 6 | 3 | 3.3 | 14 | E501M4NO2 |
| 4 | 0.70 | 53 | 14 | 4.00 | 3.15 | 6 | 3 | 3.3 | 14 | E501M4NO3 |
| 5 | 0.80 | 58 | 11 | 5.00 | 4.00 | 7 | 3 | 4.2 | 22 | E501M5NO1 |
| 5 | 0.80 | 58 | 11 | 5.00 | 4.00 | 7 | 3 | 4.2 | 22 | E501M5NO2 |
| 5 | 0.80 | 58 | 11 | 5.00 | 4.00 | 7 | 3 | 4.2 | 22 | E501M5NO3 |
| 6 | 1.00 | 66 | 13 | 6.30 | 5.00 | 8 | 3 | 5 | 26 | E501M6NO1 |
| 6 | 1.00 | 66 | 13 | 6.30 | 5.00 | 8 | 3 | 5 | 26 | E501M6NO2 |
| 6 | 1.00 | 66 | 13 | 6.30 | 5.00 | 8 | 3 | 5 | 26 | E501M6NO3 |
| 8 | 1.25 | 72 | 16 | 8.00 | 6.30 | 9 | 3 | 6.8 | 29 | E501M8NO1 |
| 8 | 1.25 | 72 | 16 | 8.00 | 6.30 | 9 | 3 | 6.8 | 29 | E501M8NO2 |
| 8 | 1.25 | 72 | 16 | 8.00 | 6.30 | 9 | 3 | 6.8 | 29 | E501M8NO3 |
| 10 | 1.50 | 80 | 18 | 10.00 | 8.00 | 11 | 3 | 8.5 | 34 | E501M10NO1 |
| 10 | 1.50 | 80 | 18 | 10.00 | 8.00 | 11 | 3 | 8.5 | 34 | E501M10NO2 |
| 10 | 1.50 | 80 | 18 | 10.00 | 8.00 | 11 | 3 | 8.5 | 34 | E501M10NO3 |
| 12 | 1.75 | 89 | 22 | 9.00 | 7.10 | 10 | 3 | 10.3 | | E501M12NO1 |
| 12 | 1.75 | 89 | 22 | 9.00 | 7.10 | 10 | 3 | 10.3 | | E501M12NO2 |
| 12 | 1.75 | 89 | 22 | 9.00 | 7.10 | 10 | 3 | 10.3 | | E501M12NO3 |
| 14 | 2.00 | 95 | 24 | 11.20 | 9.00 | 12 | 4 | 12 | | E501M14NO1 |
| 14 | 2.00 | 95 | 24 | 11.20 | 9.00 | 12 | 4 | 12 | | E501M14NO2 |
| 14 | 2.00 | 95 | 24 | 11.20 | 9.00 | 12 | 4 | 12 | | E501M14NO3 |
| 16 | 2.00 | 102 | 24 | 12.50 | 10.00 | 13 | 4 | 14 | | E501M16NO1 |
| 16 | 2.00 | 102 | 24 | 12.50 | 10.00 | 13 | 4 | 14 | | E501M16NO2 |
| 16 | 2.00 | 102 | 24 | 12.50 | 10.00 | 13 | 4 | 14 | | E501M16NO3 |
| 18 | 2.50 | 112 | 29 | 14.00 | 11.20 | 14 | 4 | 15.5 | | E501M18NO2 |
| 18 | 2.50 | 112 | 29 | 14.00 | 11.20 | 14 | 4 | 15.5 | | E501M18NO3 |
| 20 | 2.50 | 112 | 29 | 14.00 | 11.20 | 14 | 4 | 17.5 | | E501M20NO1 |
| 20 | 2.50 | 112 | 29 | 14.00 | 11.20 | 14 | 4 | 17.5 | | E501M20NO2 |
| 20 | 2.50 | 112 | 29 | 14.00 | 11.20 | 14 | 4 | 17.5 | | E501M20NO3 |
| 22 | 2.50 | 118 | 29 | 16.00 | 12.50 | 16 | 4 | 19.5 | | E501M22NO2 |
| 22 | 2.50 | 118 | 29 | 16.00 | 12.50 | 16 | 4 | 19.5 | | E501M22NO3 |
| 24 | 3.00 | 130 | 35 | 18.00 | 14.00 | 18 | 4 | 21 | | E501M24NO2 |
| 24 | 3.00 | 130 | 35 | 18.00 | 14.00 | 18 | 4 | 21 | | E501M24NO3 |

NO1 – NO3 299

# E600

DORMER

- Machine Tap, Extra Long
- Taraud machine, Extra Long
- Maschinegewindebohrer, extra lang
- Macho máquina Extra largo
- Machinetap, extra lang
- Macho de Máquina- Extra Longa




## E600

• 1.1 1.2 1.3 1.4 1.5 3.1 3.2 3.3 3.4 6.1 6.2 6.3 6.4 7.2 7.3 7.4 8.2 8.3

| M | P mm | $l_1$ mm | $l_2$ mm | $d_2$ Ø mm | a mm | $l_3$ mm | z | ↔ | $l_4$ mm | e-Code |
|---|---|---|---|---|---|---|---|---|---|---|
| 3 | 0.50 | 66 | 9 | 3.15 | 2.50 | 5 | 3 | 2.5 | 18 | E600M3NO1 |
| 3 | 0.50 | 66 | 9 | 3.15 | 2.50 | 5 | 3 | 2.5 | 18 | E600M3NO2 |
| 3 | 0.50 | 66 | 9 | 3.15 | 2.50 | 5 | 3 | 2.5 | 18 | E600M3NO3 |
| 4 | 0.70 | 73 | 12 | 3.15 | 2.50 | 5 | 3 | 3.3 | | E600M4NO1 |
| 4 | 0.70 | 73 | 12 | 3.15 | 2.50 | 5 | 3 | 3.3 | | E600M4NO2 |
| 4 | 0.70 | 73 | 12 | 3.15 | 2.50 | 5 | 3 | 3.3 | | E600M4NO3 |
| 5 | 0.80 | 79 | 12 | 4.00 | 3.15 | 6 | 3 | 4.2 | | E600M5NO1 |
| 5 | 0.80 | 79 | 12 | 4.00 | 3.15 | 6 | 3 | 4.2 | | E600M5NO2 |
| 5 | 0.80 | 79 | 12 | 4.00 | 3.15 | 6 | 3 | 4.2 | | E600M5NO3 |
| 6 | 1.00 | 89 | 14 | 4.50 | 3.55 | 6 | 3 | 5 | | E600M6NO1 |
| 6 | 1.00 | 89 | 14 | 4.50 | 3.55 | 6 | 3 | 5 | | E600M6NO2 |
| 6 | 1.00 | 89 | 14 | 4.50 | 3.55 | 6 | 3 | 5 | | E600M6NO3 |
| 8 | 1.25 | 97 | 17 | 6.30 | 5.00 | 8 | 3 | 6.8 | | E600M8NO1 |
| 8 | 1.25 | 97 | 17 | 6.30 | 5.00 | 8 | 3 | 6.8 | | E600M8NO2 |
| 8 | 1.25 | 97 | 17 | 6.30 | 5.00 | 8 | 3 | 6.8 | | E600M8NO3 |
| 10 | 1.50 | 108 | 19 | 8.00 | 6.30 | 9 | 3 | 8.5 | | E600M10NO1 |
| 10 | 1.50 | 108 | 19 | 8.00 | 6.30 | 9 | 3 | 8.5 | | E600M10NO2 |
| 10 | 1.50 | 108 | 19 | 8.00 | 6.30 | 9 | 3 | 8.5 | | E600M10NO3 |
| 12 | 1.75 | 119 | 23 | 9.00 | 7.10 | 10 | 3 | 10.3 | | E600M12NO1 |
| 12 | 1.75 | 119 | 23 | 9.00 | 7.10 | 10 | 3 | 10.3 | | E600M12NO2 |
| 12 | 1.75 | 119 | 23 | 9.00 | 7.10 | 10 | 3 | 10.3 | | E600M12NO3 |
| 14 | 2.00 | 127 | 25 | 11.2 | 9.00 | 12 | 4 | 12 | | E600M14NO1 |
| 14 | 2.00 | 127 | 25 | 11.2 | 9.00 | 12 | 4 | 12 | | E600M14NO2 |
| 14 | 2.00 | 127 | 25 | 11.2 | 9.00 | 12 | 4 | 12 | | E600M14NO3 |
| 16 | 2.00 | 137 | 25 | 12.5 | 10.0 | 13 | 4 | 14 | | E600M16NO1 |
| 16 | 2.00 | 137 | 25 | 12.5 | 10.0 | 13 | 4 | 14 | | E600M16NO2 |
| 16 | 2.00 | 137 | 25 | 12.5 | 10.0 | 13 | 4 | 14 | | E600M16NO3 |
| 20 | 2.50 | 149 | 30 | 14.0 | 11.2 | 14 | 4 | 17.5 | | E600M20NO1 |
| 20 | 2.50 | 149 | 30 | 14.0 | 11.2 | 14 | 4 | 17.5 | | E600M20NO2 |
| 20 | 2.50 | 149 | 30 | 14.0 | 11.2 | 14 | 4 | 17.5 | | E600M20NO3 |
| 24 | 3.00 | 172 | 36 | 18.0 | 14.0 | 18 | 4 | 21 | | E600M24NO1 |
| 24 | 3.00 | 172 | 36 | 18.0 | 14.0 | 18 | 4 | 21 | | E600M24NO2 |
| 24 | 3.00 | 172 | 36 | 18.0 | 14.0 | 18 | 4 | 21 | | E600M24NO3 |
| 30 | 3.50 | 183 | 42 | 20.0 | 16.0 | 20 | 4 | 26.5 | | E600M30NO1 |
| 30 | 3.50 | 183 | 42 | 20.0 | 16.0 | 20 | 4 | 26.5 | | E600M30NO2 |
| 30 | 3.50 | 183 | 42 | 20.0 | 16.0 | 20 | 4 | 26.5 | | E600M30NO3 |

NO1 - NO8 299

# E610

- Machine Tap, Extra Long
- Taraud machine, Extra Long
- Maschinegewindebohrer, extra lang
- Macho máquina Extra largo
- Machinetap, extra lang
- Macho de Máquina- Extra Longa




## E610




■ 3.1 3.2 3.3

● 1.1 1.2 1.3 1.4 1.5 3.4 6.2 6.3 6.4 7.2 7.3 7.4 8.2 8.3

| M | P mm | $l_1$ mm | $l_2$ mm | $d_2$ Ø mm | a mm | $l_3$ mm | z | ↔ | $l_4$ mm | e-Code |
|---|---|---|---|---|---|---|---|---|---|---|
| 3 | 0.50 | 66 | 9 | 3.15 | 2.50 | 5 | 3 | 2.5 | 18 | E610M3NO3 |
| 4 | 0.70 | 73 | 12 | 3.15 | 2.50 | 5 | 3 | 3.3 | | E610M4NO3 |
| 5 | 0.80 | 79 | 12 | 4.00 | 3.15 | 6 | 3 | 4.2 | | E610M5NO3 |
| 6 | 1.00 | 89 | 14 | 4.50 | 3.55 | 6 | 3 | 5 | | E610M6NO3 |
| 8 | 1.25 | 97 | 17 | 6.30 | 5.00 | 8 | 3 | 6.8 | | E610M8NO3 |
| 10 | 1.50 | 108 | 19 | 8.00 | 6.30 | 9 | 3 | 8.5 | | E610M10NO3 |
| 12 | 1.75 | 119 | 23 | 9.00 | 7.10 | 10 | 3 | 10.3 | | E610M12NO3 |
| 14 | 2.00 | 127 | 25 | 11.20 | 9.00 | 12 | 4 | 12 | | E610M14NO3 |
| 16 | 2.00 | 137 | 25 | 12.5 | 10.0 | 13 | 4 | 14 | | E610M16NO3 |

NO1 - NO9 299

# E000

- Machine Tap MTT-X
- MTT-X Maschinen-Gewindebohrer
- MTT-X Machinetappen
- MTT-X Tarauds machine
- MTT-X Machos de máquina
- MTT-X Macho de Máquina




MTT-X

## E000




■ 1.1 1.2 1.3 1.4 1.5 6.1 6.3 7.1 7.2 7.3 7.4

● 1.6 3.1 3.2 3.3 3.4 4.1 4.2 5.1 5.2 6.2 8.1

| M | P mm | $l_1$ mm | $l_2$ mm | $d_2$ Ø mm | a mm | $l_3$ mm | z | | $l_4$ mm | e-Code |
|---|---|---|---|---|---|---|---|---|---|---|
| **3** | 0.50 | 48 | 15 | 3.15 | 2.50 | 5 | 3 | 2.5 | 12.5 | **E000M3** |
| **3.5** | 0.60 | 50 | 16 | 3.55 | 2.80 | 5 | 3 | 2.9 | 14 | **E000M3.5** |
| **4** | 0.70 | 53 | 17 | 4.00 | 3.15 | 6 | 3 | 3.3 | 14 | **E000M4** |
| **5** | 0.80 | 58 | 11 | 5.00 | 4.00 | 7 | 3 | 4.2 | 22 | **E000M5** |
| **6** | 1.00 | 66 | 13 | 6.30 | 5.00 | 8 | 3 | 5.0 | 26 | **E000M6** |
| **8** | 1.25 | 72 | 16 | 8.00 | 6.30 | 9 | 3 | 6.8 | 29 | **E000M8** |
| **10** | 1.50 | 80 | 18 | 10.00 | 8.00 | 11 | 3 | 8.5 | 34 | **E000M10** |
| **12** | 1.75 | 89 | 22 | 9.00 | 7.10 | 10 | 3 | 10.3 | | **E000M12** |
| **14** | 2.00 | 95 | 24 | 11.20 | 9.00 | 12 | 3 | 12.0 | | **E000M14** |
| **16** | 2.00 | 102 | 24 | 12.50 | 10.00 | 13 | 3 | 14.0 | | **E000M16** |
| **18** | 2.50 | 112 | 29 | 14.00 | 11.20 | 14 | 4 | 15.5 | | **E000M18** |
| **20** | 2.50 | 112 | 29 | 14.00 | 11.20 | 14 | 4 | 17.5 | | **E000M20** |
| **22** | 2.50 | 118 | 29 | 16.00 | 12.50 | 16 | 4 | 19.5 | | **E000M22** |
| **24** | 3.00 | 130 | 35 | 18.00 | 14.00 | 18 | 4 | 21.0 | | **E000M24** |

# E001

- Machine Tap MTT-X
- MTT-X Maschinen-Gewindebohrer
- MTT-X Machinetappen
- MTT-X Tarauds machine
- MTT-X Machos de máquina
- MTT-X Macho de Máquina

MTT-X

## E001




■ 1.1 1.2 1.3 1.4 1.5

● 1.6 2.1 2.2 2.3 3.1 3.2 3.3 3.4

| M | P mm | $l_1$ mm | $l_2$ mm | $d_2$ Ø mm | a mm | $l_3$ mm | z | ↔ | $l_4$ mm | e-Code |
|---|---|---|---|---|---|---|---|---|---|---|
| **3** | 0.50 | 48 | 15 | 3.15 | 2.50 | 5 | 3 | 2.5 | 12.5 | **E001M3** |
| **3.5** | 0.60 | 50 | 16 | 3.55 | 2.80 | 5 | 3 | 2.9 | 14 | **E001M3.5** |
| **4** | 0.70 | 53 | 17 | 4.00 | 3.15 | 6 | 3 | 3.3 | 14 | **E001M4** |
| **4.5** | 0.75 | 53 | 9.5 | 4.50 | 3.55 | 6 | 3 | 3.8 | 18 | **E001M4.5** |
| **5** | 0.80 | 58 | 11 | 5.00 | 4.00 | 7 | 3 | 4.2 | 22 | **E001M5** |
| **6** | 1.00 | 66 | 13 | 6.30 | 5.00 | 8 | 3 | 5.0 | 26 | **E001M6** |
| **7** | 1.00 | 66 | 13 | 7.10 | 5.60 | 8 | 3 | 6.0 | 26 | **E001M7** |
| **8** | 1.25 | 72 | 16 | 8.00 | 6.30 | 9 | 3 | 6.8 | 29 | **E001M8** |
| **10** | 1.50 | 80 | 18 | 10.00 | 8.00 | 11 | 3 | 8.5 | 34 | **E001M10** |
| **12** | 1.75 | 89 | 22 | 9.00 | 7.10 | 10 | 3 | 10.3 | | **E001M12** |
| **14** | 2.00 | 95 | 24 | 11.20 | 9.00 | 12 | 3 | 12.0 | | **E001M14** |
| **16** | 2.00 | 102 | 24 | 12.50 | 10.00 | 13 | 3 | 14.0 | | **E001M16** |
| **18** | 2.50 | 112 | 29 | 14.00 | 11.20 | 14 | 4 | 15.5 | | **E001M18** |
| **20** | 2.50 | 112 | 29 | 14.00 | 11.20 | 14 | 4 | 17.5 | | **E001M20** |
| **22** | 2.50 | 118 | 29 | 16.00 | 12.50 | 16 | 4 | 19.5 | | **E001M22** |
| **24** | 3.00 | 130 | 35 | 18.00 | 14.00 | 18 | 4 | 21.0 | | **E001M24** |

# E049

DORMER

- Machine Tap MTT-X
- MTT-X Maschinen-Gewindebohrer
- MTT-X Machinetappen
- MTT-X Tarauds machine
- MTT-X Machos de máquina
- MTT-X Macho de Máquina




MTT-X

## E049




■ 1.1 1.2 1.3 1.4 1.5 6.1 6.3

● 1.6 3.1 3.2 3.3 3.4 4.2 5.2 6.2

| M | P mm | $l_1$ mm | $l_2$ mm | $d_2$ Ø mm | a mm | $l_3$ mm | z | ↔ | $l_4$ mm | e-Code |
|---|---|---|---|---|---|---|---|---|---|---|
| **3** | 0.50 | 48 | 12.5 | 3.15 | 2.50 | 5 | 3 | 2.5 | 12.5 | **E049M3** |
| **4** | 0.70 | 53 | 14 | 4.00 | 3.15 | 6 | 3 | 3.3 | 14 | **E049M4** |
| **5** | 0.80 | 58 | 11 | 5.00 | 4.00 | 7 | 3 | 4.2 | 22 | **E049M5** |
| **6** | 1.00 | 66 | 13 | 6.30 | 5.00 | 8 | 3 | 5.0 | 26 | **E049M6** |
| **8** | 1.25 | 72 | 16 | 8.00 | 6.30 | 9 | 3 | 6.8 | 29 | **E049M8** |
| **10** | 1.50 | 80 | 18 | 10.00 | 8.00 | 11 | 3 | 8.5 | 34 | **E049M10** |
| **12** | 1.75 | 89 | 22 | 9.00 | 7.10 | 10 | 3 | 10.3 | | **E049M12** |
| **16** | 2.00 | 102 | 24 | 12.50 | 10.00 | 13 | 3 | 14.0 | | **E049M16** |
| **20** | 2.50 | 112 | 29 | 14.00 | 11.20 | 14 | 4 | 17.5 | | **E049M20** |

# E045 / E046

- Machine Tap MTT-X
- MTT-X Maschinen-Gewindebohrer
- MTT-X Machinetappen
- MTT-X Tarauds machine
- MTT-X Machos de máquina
- MTT-X Macho de Máquina




MTT-X

## E045




■ 2.1 2.2 2.3 2.4
● 1.5 1.6

| M | P mm | $l_1$ mm | $l_2$ mm | $d_2$ Ø mm | a mm | $l_3$ mm | z | ↔ | $l_4$ mm | e-Code |
|---|---|---|---|---|---|---|---|---|---|---|
| 3 | 0.50 | 48 | 15 | 3.15 | 2.50 | 5 | 3 | 2.5 | 12.5 | E045M3 |
| 4 | 0.70 | 53 | 17 | 4.00 | 3.15 | 6 | 3 | 3.3 | 14 | E045M4 |
| 5 | 0.80 | 58 | 11 | 5.00 | 4.00 | 7 | 3 | 4.2 | 22 | E045M5 |
| 6 | 1.00 | 66 | 13 | 6.30 | 5.00 | 8 | 3 | 5 | 26 | E045M6 |
| 8 | 1.25 | 72 | 16 | 8.00 | 6.30 | 9 | 3 | 6.8 | 29 | E045M8 |
| 10 | 1.50 | 80 | 18 | 10.00 | 8.00 | 11 | 3 | 8.5 | 34 | E045M10 |
| 12 | 1.75 | 89 | 22 | 9.00 | 7.10 | 10 | 4 | 10.3 | | E045M12 |
| 16 | 2.00 | 102 | 24 | 12.50 | 10.00 | 13 | 4 | 14 | | E045M16 |
| 20 | 2.50 | 112 | 29 | 14.00 | 11.20 | 14 | 4 | 17.5 | | E045M20 |




MTT-X

## E046




■ 2.1 2.2 2.3 2.4 4.1
● 1.5 1.6 5.1 5.2

| M | P mm | $l_1$ mm | $l_2$ mm | $d_2$ Ø mm | a mm | $l_3$ mm | z | ↔ | $l_4$ mm | e-Code |
|---|---|---|---|---|---|---|---|---|---|---|
| 3 | 0.50 | 48 | 15 | 3.15 | 2.50 | 5 | 3 | 2.5 | 12.5 | E046M3 |
| 4 | 0.70 | 53 | 17 | 4.00 | 3.15 | 6 | 3 | 3.3 | 14 | E046M4 |
| 5 | 0.80 | 58 | 11 | 5.00 | 4.00 | 7 | 3 | 4.2 | 22 | E046M5 |
| 6 | 1.00 | 66 | 13 | 6.30 | 5.00 | 8 | 3 | 5 | 26 | E046M6 |
| 8 | 1.25 | 72 | 16 | 8.00 | 6.30 | 9 | 3 | 6.8 | 29 | E046M8 |
| 10 | 1.50 | 80 | 18 | 10.00 | 8.00 | 11 | 3 | 8.5 | 34 | E046M10 |
| 12 | 1.75 | 89 | 22 | 9.00 | 7.10 | 10 | 4 | 10.3 | | E046M12 |
| 16 | 2.00 | 102 | 24 | 12.50 | 10.00 | 13 | 4 | 14 | | E046M16 |
| 20 | 2.50 | 112 | 29 | 14.00 | 11.20 | 14 | 4 | 17.5 | | E046M20 |

# E509

- Machine Tap
- Tarauds machine
- Maschinen-Gewindebohrer
- Machos de máquina
- Machinetappen
- Macho de Máquina

## E509




● 1.1 1.2 1.3 1.4 1.5 1.6 2.1 2.2 2.3 4.3 5.1 5.2 6.1 6.3 7.1 7.2 7.3 7.4 8.1

| M | P mm | $l_1$ mm | $l_2$ mm | $d_2$ Ø mm | a mm | $l_3$ mm | z | ↔ | $l_4$ mm | e-Code |
|---|---|---|---|---|---|---|---|---|---|---|
| **1.6** | 0.35 | 41 | 7 | 2.50 | 2.00 | 4 | 3 | 1.25 | 7 | **E509M1.6** |
| **1.6** | 0.35 | 41 | 7 | 2.50 | 2.00 | 4 | 3 | 1.25 | 7 | **E509M1.6BRIGHT** |
| **2** | 0.40 | 41 | 8 | 2.50 | 2.00 | 4 | 3 | 1.6 | 8 | **E509M2** |
| **2** | 0.40 | 41 | 8 | 2.50 | 2.00 | 4 | 3 | 1.6 | 8 | **E509M2BRIGHT** |
| **2.5** | 0.45 | 44.5 | 9.5 | 2.80 | 2.24 | 5 | 3 | 2.05 | 9.5 | **E509M2.5** |
| **2.5** | 0.45 | 44.5 | 9.5 | 2.80 | 2.24 | 5 | 3 | 2.05 | 9.5 | **E509M2.5BRIGHT** |
| **3** | 0.50 | 48 | 12.5 | 3.15 | 2.50 | 5 | 3 | 2.5 | 12.5 | **E509M3** |
| **3** | 0.50 | 48 | 12.5 | 3.15 | 2.50 | 5 | 3 | 2.5 | 12.5 | **E509M3BRIGHT** |
| **3.5** | 0.60 | 50 | 14 | 3.55 | 2.80 | 5 | 3 | 2.9 | 14 | **E509M3.5** |
| **3.5** | 0.60 | 50 | 14 | 3.55 | 2.80 | 5 | 3 | 2.9 | 14 | **E509M3.5BRIGHT** |
| **4** | 0.70 | 53 | 14 | 4.00 | 3.15 | 6 | 3 | 3.3 | 14 | **E509M4** |
| **4** | 0.70 | 53 | 14 | 4.00 | 3.15 | 6 | 3 | 3.3 | 14 | **E509M4BRIGHT** |
| **4.5** | 0.75 | 53 | 9.5 | 4.50 | 3.55 | 6 | 3 | 3.8 | 18 | **E509M4.5** |
| **5** | 0.80 | 58 | 11 | 5.00 | 4.00 | 7 | 3 | 4.2 | 22 | **E509M5** |
| **5** | 0.80 | 58 | 11 | 5.00 | 4.00 | 7 | 3 | 4.2 | 22 | **E509M5BRIGHT** |
| **6** | 1.00 | 66 | 13 | 6.30 | 5.00 | 8 | 3 | 5 | 26 | **E509M6** |
| **6** | 1.00 | 66 | 13 | 6.30 | 5.00 | 8 | 3 | 5 | 26 | **E509M6BRIGHT** |
| **7** | 1.00 | 66 | 13 | 7.10 | 5.60 | 8 | 3 | 6 | 26 | **E509M7** |
| **8** | 1.25 | 72 | 16 | 8.00 | 6.30 | 9 | 3 | 6.8 | 29 | **E509M8** |
| **8** | 1.25 | 72 | 16 | 8.00 | 6.30 | 9 | 3 | 6.8 | 29 | **E509M8BRIGHT** |
| **10** | 1.50 | 80 | 18 | 10.00 | 8.00 | 11 | 3 | 8.5 | 34 | **E509M10** |
| **10** | 1.50 | 80 | 18 | 10.00 | 8.00 | 11 | 3 | 8.5 | 34 | **E509M10BRIGHT** |
| **12** | 1.75 | 89 | 22 | 9.00 | 7.10 | 10 | 3 | 10.3 | | **E509M12** |
| **12** | 1.75 | 89 | 22 | 9.00 | 7.10 | 10 | 3 | 10.3 | | **E509M12BRIGHT** |
| **14** | 2.00 | 95 | 24 | 11.20 | 9.00 | 12 | 3 | 12 | | **E509M14** |
| **14** | 2.00 | 95 | 24 | 11.20 | 9.00 | 12 | 3 | 12 | | **E509M14BRIGHT** |
| **16** | 2.00 | 102 | 24 | 12.50 | 10.00 | 13 | 3 | 14 | | **E509M16** |
| **16** | 2.00 | 102 | 24 | 12.50 | 10.00 | 13 | 3 | 14 | | **E509M16BRIGHT** |
| **18** | 2.50 | 112 | 29 | 14.00 | 11.20 | 14 | 4 | 15.5 | | **E509M18** |
| **18** | 2.50 | 112 | 29 | 14.00 | 11.20 | 14 | 4 | 15.5 | | **E509M18BRIGHT** |
| **20** | 2.50 | 112 | 29 | 14.00 | 11.20 | 14 | 4 | 17.5 | | **E509M20** |
| **20** | 2.50 | 112 | 29 | 14.00 | 11.20 | 14 | 4 | 17.5 | | **E509M20BRIGHT** |
| **22** | 2.50 | 118 | 29 | 16.00 | 12.50 | 16 | 4 | 19.5 | | **E509M22** |
| **22** | 2.50 | 118 | 29 | 16.00 | 12.50 | 16 | 4 | 19.5 | | **E509M22BRIGHT** |
| **24** | 3.00 | 130 | 35 | 18.00 | 14.00 | 18 | 4 | 21 | | **E509M24** |
| **24** | 3.00 | 130 | 35 | 18.00 | 14.00 | 18 | 4 | 21 | | **E509M24BRIGHT** |

# E510

- Machine Tap
- Maschinen-Gewindebohrer
- Machinetappen
- Tarauds machine
- Machos de máquina
- Macho de Máquina

## E510




● 1.5 1.6 2.1 2.2 2.3 3.1 3.2 3.3

| M | P mm | $l_1$ mm | $l_2$ mm | $d_2$ Ø mm | a mm | $l_3$ mm | z | | $l_4$ mm | e-Code |
|---|---|---|---|---|---|---|---|---|---|---|
| **3** | 0.50 | 48 | 12.5 | 3.15 | 2.50 | 5 | 2 | 2.5 | 12.5 | **E510M3** |
| **3.5** | 0.60 | 50 | 14 | 3.55 | 2.80 | 5 | 2 | 2.9 | 14 | **E510M3.5** |
| **4** | 0.70 | 53 | 14 | 4.00 | 3.15 | 6 | 2 | 3.3 | 14 | **E510M4** |
| **5** | 0.80 | 58 | 11 | 5.00 | 4.00 | 7 | 2 | 4.2 | 22 | **E510M5** |
| **6** | 1.00 | 66 | 13 | 6.30 | 5.00 | 8 | 3 | 5 | 26 | **E510M6** |
| **8** | 1.25 | 72 | 16 | 8.00 | 6.30 | 9 | 3 | 6.8 | 29 | **E510M8** |
| **10** | 1.50 | 80 | 18 | 10.00 | 8.00 | 11 | 3 | 8.5 | 34 | **E510M10** |
| **12** | 1.75 | 89 | 22 | 9.00 | 7.10 | 10 | 3 | 10.3 | | **E510M12** |

# E606

- Machine Tap, Extra Long
- Taraud machine, Extra Long
- Maschinen-Gewindebohrer, extra lang
- Macho máquina Extra largo
- Machinetap, extra lang
- Macho de Máquina- Extra Longa




## E606




● 1.1 1.2 1.3 1.4 1.5 1.6 2.1 2.2 2.3 4.3 5.1 5.2 6.1 6.3 7.1 7.2 7.3 7.4 8.1

| M | P mm | $l_1$ mm | $l_2$ mm | $d_2$ Ø mm | a mm | $l_3$ mm | z | ↔ | $l_4$ mm | e-Code |
|---|---|---|---|---|---|---|---|---|---|---|
| 3 | 0.50 | 66 | 9 | 3.15 | 2.50 | 5 | 3 | 2.5 | 18 | E606M3 |
| 4 | 0.70 | 73 | 12 | 3.15 | 2.50 | 5 | 3 | 3.3 | | E606M4 |
| 5 | 0.80 | 79 | 12 | 4.00 | 3.15 | 6 | 3 | 4.2 | | E606M5 |
| 6 | 1.00 | 89 | 14 | 4.50 | 3.55 | 6 | 3 | 5 | | E606M6 |
| 8 | 1.25 | 97 | 17 | 6.30 | 5.00 | 8 | 3 | 6.8 | | E606M8 |
| 10 | 1.50 | 108 | 19 | 8.00 | 6.30 | 9 | 3 | 8.5 | | E606M10 |
| 12 | 1.75 | 119 | 23 | 9.00 | 7.10 | 10 | 3 | 10.3 | | E606M12 |
| 14 | 2.00 | 127 | 25 | 11.20 | 9.00 | 12 | 3 | 12 | | E606M14 |
| 16 | 2.00 | 137 | 25 | 12.50 | 10.00 | 13 | 3 | 14 | | E606M16 |
| 20 | 2.50 | 149 | 30 | 14.00 | 11.20 | 14 | 4 | 17.5 | | E606M20 |
| 24 | 3.00 | 172 | 36 | 18.00 | 14.00 | 18 | 4 | 21 | | E606M24 |

# E002

- Machine Tap MTT-X
- MTT-X Maschinen-Gewindebohrer
- MTT-X Machinetappen
- MTT-X Taraud machine avec conicité arrière
- MTT-X Machos de máquina
- MTT-X Macho de Máquina




MTT-X

## E002

■ 1.1 1.2 1.3 1.4 1.5 7.1 7.2 7.3 7.4

● 4.1 4.2 5.1 5.2

| M | P mm | $l_1$ mm | $l_2$ mm | $d_2$ Ø mm | a mm | $l_3$ mm | z | | $l_4$ mm | e-Code |
|---|---|---|---|---|---|---|---|---|---|---|
| 3 | 0.50 | 48 | 6 | 3.15 | 2.50 | 5 | 3 | 2.5 | 12.5 | E002M3 |
| 3.5 | 0.60 | 50 | 16 | 3.55 | 2.80 | 5 | 3 | 2.9 | 14 | E002M3.5 |
| 4 | 0.70 | 53 | 7 | 4.00 | 3.15 | 6 | 3 | 3.3 | 19 | E002M4 |
| 5 | 0.80 | 58 | 8 | 5.00 | 4.00 | 7 | 3 | 4.2 | 22 | E002M5 |
| 6 | 1.00 | 66 | 10 | 6.30 | 5.00 | 8 | 3 | 5.0 | 27 | E002M6 |
| 7 | 1.00 | 66 | 13 | 6.30 | 5.00 | 8 | 3 | 6.0 | 26 | E002M7 |
| 8 | 1.25 | 72 | 12 | 8.00 | 6.30 | 9 | 3 | 6.8 | 31 | E002M8 |
| 10 | 1.50 | 80 | 15 | 10.00 | 8.00 | 11 | 3 | 8.5 | 35 | E002M10 |
| 12 | 1.75 | 89 | 16 | 9.00 | 7.10 | 10 | 3 | 10.3 | | E002M12 |
| 14 | 2.00 | 95 | 18 | 11.20 | 9.00 | 12 | 3 | 12.0 | | E002M14 |
| 16 | 2.00 | 102 | 18 | 12.50 | 10.00 | 13 | 4 | 14.0 | | E002M16 |
| 18 | 2.50 | 112 | 29 | 14.00 | 11.20 | 14 | 4 | 15.5 | | E002M18 |
| 20 | 2.50 | 112 | 29 | 14.00 | 11.20 | 14 | 4 | 17.5 | | E002M20 |
| 22 | 2.50 | 118 | 29 | 16.00 | 12.50 | 16 | 4 | 19.5 | | E002M22 |
| 24 | 3.00 | 130 | 35 | 18.00 | 14.00 | 18 | 4 | 21.0 | | E002M24 |

# E003

- Machine Tap MTT-X
- MTT-X Taraud machine avec conicité arrière
- MTT-X Maschinen-Gewindebohrer
- MTT-X Machos de máquina
- MTT-X Machinetappen
- MTT-X Macho de Máquina

MTT-X

## E003

■ 1.1 1.2 1.3 1.4 1.5

● 2.1 2.2 2.3

| M | P mm | $l_1$ mm | $l_2$ mm | $d_2$ Ø mm | a mm | $l_3$ mm | z | | $l_4$ mm | e-Code |
|---|---|---|---|---|---|---|---|---|---|---|
| **3** | 0.50 | 48 | 6 | 3.15 | 2.50 | 5 | 3 | 2.5 | 12.5 | **E003M3** |
| **3.5** | 0.60 | 50 | 16 | 3.55 | 2.80 | 5 | 3 | 2.9 | 14 | **E003M3.5** |
| **4** | 0.70 | 53 | 7 | 4.00 | 3.15 | 6 | 3 | 3.3 | 19 | **E003M4** |
| **5** | 0.80 | 58 | 8 | 5.00 | 4.00 | 7 | 3 | 4.2 | 22 | **E003M5** |
| **6** | 1.00 | 66 | 10 | 6.30 | 5.00 | 8 | 3 | 5.0 | 27 | **E003M6** |
| **7** | 1.00 | 66 | 13 | 6.30 | 5.00 | 8 | 3 | 6.0 | 26 | **E003M7** |
| **8** | 1.25 | 72 | 12 | 8.00 | 6.30 | 9 | 3 | 6.8 | 31 | **E003M8** |
| **10** | 1.50 | 80 | 15 | 10.00 | 8.00 | 11 | 3 | 8.5 | 35 | **E003M10** |
| **12** | 1.75 | 89 | 16 | 9.00 | 7.10 | 10 | 3 | 10.3 | | **E003M12** |
| **14** | 2.00 | 95 | 18 | 11.20 | 9.00 | 12 | 3 | 12.0 | | **E003M14** |
| **16** | 2.00 | 102 | 18 | 12.50 | 10.00 | 13 | 4 | 14.0 | | **E003M16** |
| **18** | 2.50 | 112 | 29 | 14.00 | 11.20 | 14 | 4 | 15.5 | | **E003M18** |
| **20** | 2.50 | 112 | 29 | 14.00 | 11.20 | 14 | 4 | 17.5 | | **E003M20** |
| **22** | 2.50 | 118 | 29 | 16.00 | 12.50 | 16 | 4 | 19.5 | | **E003M22** |
| **24** | 3.00 | 130 | 35 | 18.00 | 14.00 | 18 | 4 | 21.0 | | **E003M24** |

# E050 / E051

- Machine Tap MTT-X
- MTT-X Maschinen-Gewindebohrer
- MTT-X Machinetappen
- MTT-X Tarauds machine
- MTT-X Machos de máquina
- MTT-X Macho de Máquina




MTT-X

## E050

■ 1.1 1.2 1.3 1.4 1.5 6.1 6.3

● 1.6 4.2 5.2 6.2

| M | P mm | $l_1$ mm | $l_2$ mm | $d_2$ Ø mm | a mm | $l_3$ mm | z | ↔ | $l_4$ mm | e-Code |
|---|---|---|---|---|---|---|---|---|---|---|
| 3 | 0.50 | 48 | 6 | 3.15 | 2.50 | 5 | 3 | 2.5 | 12.5 | E050M3 |
| 4 | 0.70 | 53 | 7 | 4.00 | 3.15 | 6 | 3 | 3.3 | 19 | E050M4 |
| 5 | 0.80 | 58 | 8 | 5.00 | 4.00 | 7 | 3 | 4.2 | 22 | E050M5 |
| 6 | 1.00 | 66 | 10 | 6.30 | 5.00 | 8 | 3 | 5.0 | 27 | E050M6 |
| 8 | 1.25 | 72 | 12 | 8.00 | 6.30 | 9 | 3 | 6.8 | 31 | E050M8 |
| 10 | 1.50 | 80 | 15 | 10.00 | 8.00 | 11 | 3 | 8.5 | 35 | E050M10 |
| 12 | 1.75 | 89 | 16 | 9.00 | 7.10 | 10 | 3 | 10.3 | | E050M12 |
| 16 | 2.00 | 102 | 18 | 12.50 | 10.00 | 13 | 4 | 14.0 | | E050M16 |
| 20 | 2.50 | 112 | 29 | 14.00 | 11.20 | 14 | 4 | 17.5 | | E050M20 |

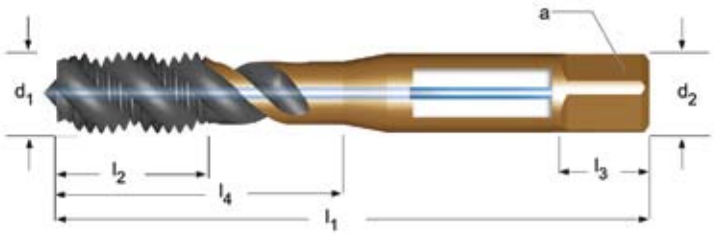


MTT-X

## E051

■ 1.1 1.2 1.3 1.4 1.5 6.1 6.3

● 1.6 4.2 6.2

| M | P mm | $l_1$ mm | $l_2$ mm | $d_2$ Ø mm | a mm | $l_3$ mm | z | ↔ | $l_4$ mm | e-Code |
|---|---|---|---|---|---|---|---|---|---|---|
| 6 | 1.00 | 66 | 10 | 6.30 | 5.00 | 8 | 3 | 5 | 27 | E051M6 |
| 8 | 1.25 | 72 | 12 | 8.00 | 6.30 | 9 | 3 | 6.8 | 31 | E051M8 |
| 10 | 1.50 | 80 | 15 | 10.0 | 8.00 | 11 | 3 | 8.5 | 35 | E051M10 |
| 12 | 1.75 | 89 | 16 | 9.00 | 7.10 | 10 | 3 | 10.3 | | E051M12 |
| 16 | 2.00 | 102 | 18 | 12.50 | 10.00 | 13 | 4 | 14 | | E051M16 |
| 20 | 2.50 | 112 | 29 | 14.00 | 11.20 | 14 | 4 | 17.5 | | E051M20 |

# E047 / E048

DORMER

- Machine Tap MTT-X
- MTT-X Maschinen-Gewindebohrer
- MTT-X Machinetappen
- MTT-X Taraud machine avec conicité arrière
- MTT-X Machos de máquina
- MTT-X Macho de Máquina

MTT-X

## E047

■ 2.1 2.2 2.3 2.4

● 1.5 1.6

| M | P mm | $l_1$ mm | $l_2$ mm | $d_2$ Ø mm | a mm | $l_3$ mm | z | ↔ | $l_4$ mm | e-Code |
|---|---|---|---|---|---|---|---|---|---|---|
| 3 | 0.50 | 48 | 6 | 3.15 | 2.50 | 5 | 3 | 2.5 | 15 | E047M3 |
| 4 | 0.70 | 53 | 7 | 4.00 | 3.15 | 6 | 3 | 3.3 | 19 | E047M4 |
| 5 | 0.80 | 58 | 8 | 5.00 | 4.00 | 7 | 3 | 4.2 | 22 | E047M5 |
| 6 | 1.00 | 66 | 10 | 6.30 | 5.00 | 8 | 3 | 5 | 27 | E047M6 |
| 8 | 1.25 | 72 | 12 | 8.00 | 6.30 | 9 | 3 | 6.8 | 31 | E047M8 |
| 10 | 1.50 | 80 | 15 | 10.00 | 8.00 | 11 | 3 | 8.5 | 35 | E047M10 |
| 12 | 1.75 | 89 | 16 | 9.00 | 7.10 | 10 | 3 | 10.3 | | E047M12 |
| 16 | 2.00 | 102 | 18 | 12.50 | 10.00 | 13 | 4 | 14 | | E047M16 |
| 20 | 2.50 | 112 | 22 | 14.00 | 11.20 | 14 | 4 | 17.5 | | E047M20 |




MTT-X

## E048

■ 2.1 2.2 2.3 2.4

● 1.3 1.4 1.5 1.6

| M | P mm | $l_1$ mm | $l_2$ mm | $d_2$ Ø mm | a mm | $l_3$ mm | z | ↔ | $l_4$ | e-Code |
|---|---|---|---|---|---|---|---|---|---|---|
| 3 | 0.50 | 48 | 6 | 3.15 | 2.5 | 5 | 3 | 2.5 | 15 | E048M3 |
| 4 | 0.70 | 53 | 7 | 4.0 | 3.15 | 6 | 3 | 3.3 | 19 | E048M4 |
| 5 | 0.80 | 58 | 8 | 5.0 | 4.0 | 7 | 3 | 4.2 | 22 | E048M5 |
| 6 | 1.00 | 66 | 10 | 6.3 | 5.0 | 8 | 3 | 5 | 27 | E048M6 |
| 8 | 1.25 | 72 | 12 | 8.0 | 6.3 | 9 | 3 | 6.8 | 31 | E048M8 |
| 10 | 1.50 | 80 | 15 | 10.0 | 8.0 | 11 | 3 | 8.5 | 35 | E048M10 |
| 12 | 1.75 | 89 | 16 | 9.0 | 7.1 | 10 | 3 | 10.3 | | E048M12 |
| 16 | 2.00 | 102 | 18 | 12.50 | 10.0 | 13 | 4 | 14 | | E048M16 |
| 20 | 2.50 | 112 | 22 | 14 | 11.2 | 14 | 4 | 17.5 | | E048M20 |

# E044 / E052

- Machine Tap MTT-X
- MTT-X Maschinen-Gewindebohrer
- MTT-X Machinetappen
- MTT-X Tarauds machine
- MTT-X Machos de máquina
- MTT-X Macho de Máquina

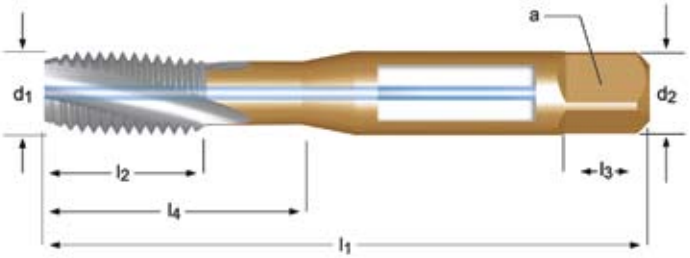


MTT-X

## E044

M | HSCo | Gold | ISO 529 | 6H | 2xD | C 2 - 3 | 15°

■ 1.4 1.5 1.6

● 1.1 1.2 1.3 4.2 5.2

| M | P mm | $l_1$ mm | $l_2$ mm | $d_2$ Ø mm | a mm | $l_3$ mm | z | ↔ | $l_4$ mm | e-Code |
|---|---|---|---|---|---|---|---|---|---|---|
| **8** | 1.25 | 72 | 17 | 8.00 | 6.30 | 8 | 3 | 6.8 | 32 | **E044M8** |
| **10** | 1.50 | 80 | 20 | 10.00 | 8.00 | 9 | 3 | 8.5 | 36 | **E044M10** |
| **12** | 1.75 | 89 | 22 | 9.00 | 7.10 | 10 | 3 | 10.3 | | **E044M12** |
| **16** | 2.00 | 102 | 24 | 12.50 | 10.00 | 13 | 4 | 14 | | **E044M16** |
| **20** | 2.50 | 112 | 29 | 14.00 | 11.20 | 14 | 4 | 17.5 | | **E044M20** |




MTT-X

## E052

M | HSS XS1 | Gold | ISO 529 | 6H | 2xD | C 2 - 3 | 15°

■ 1.4 1.5 6.2 6.3 7.2 7.3 7.4

● 1.1 1.2 1.3 6.1 7.1

| M | P mm | $l_1$ mm | $l_2$ mm | $d_2$ Ø mm | a mm | $l_3$ mm | z | ↔ | $l_4$ mm | e-Code |
|---|---|---|---|---|---|---|---|---|---|---|
| **3** | 0.50 | 48 | 12.5 | 3.15 | 2.50 | 5 | 3 | 2.5 | 12.5 | **E052M3** |
| **4** | 0.70 | 53 | 14 | 4.00 | 3.15 | 6 | 3 | 3.3 | 14 | **E052M4** |
| **5** | 0.80 | 58 | 11 | 5.00 | 4.00 | 7 | 3 | 4.2 | 22 | **E052M5** |
| **6** | 1.00 | 66 | 13 | 6.30 | 5.00 | 8 | 3 | 5 | 26 | **E052M6** |
| **8** | 1.25 | 72 | 16 | 8.00 | 6.30 | 9 | 3 | 6.8 | 29 | **E052M8** |
| **10** | 1.50 | 80 | 18 | 10.00 | 8.00 | 11 | 3 | 8.5 | 34 | **E052M10** |
| **12** | 1.75 | 89 | 22 | 9.00 | 7.10 | 10 | 3 | 10.3 | | **E052M12** |
| **16** | 2.00 | 102 | 24 | 12.50 | 10.00 | 13 | 4 | 14 | | **E052M16** |

# E507

- Machine Tap
- Tarauds machine
- Maschinen-Gewindebohrer
- Machos de máquina
- Machinetappen
- Macho de Máquina

## E507

● 1.2 1.3 1.4 1.5 2.1 2.2 2.3 5.2 7.1 7.2 7.3 7.4

| M | P mm | $l_1$ mm | $l_2$ mm | $d_2$ Ø mm | a mm | $l_3$ mm | z | ↔ | $l_4$ mm | e-Code |
|---|---|---|---|---|---|---|---|---|---|---|
| **2** | 0.40 | 41 | 8 | 2.50 | 2.00 | 4 | 3 | 1.6 | 8 | **E507M2** |
| **2** | 0.40 | 41 | 8 | 2.50 | 2.00 | 4 | 3 | 1.6 | 8 | **E507M2BLUE** |
| **2.5** | 0.45 | 44.5 | 9.5 | 2.80 | 2.24 | 5 | 3 | 2.05 | 9.5 | **E507M2.5** |
| **2.5** | 0.45 | 44.5 | 9.5 | 2.80 | 2.24 | 5 | 3 | 2.05 | 9.5 | **E507M2.5BLUE** |
| **3** | 0.50 | 48 | 12.5 | 3.15 | 2.50 | 5 | 3 | 2.5 | 12.5 | **E507M3** |
| **3** | 0.50 | 48 | 12.5 | 3.15 | 2.50 | 5 | 3 | 2.5 | 12.5 | **E507M3BLUE** |
| **3.5** | 0.60 | 50 | 14 | 3.55 | 2.80 | 5 | 3 | 2.9 | 14 | **E507M3.5** |
| **3.5** | 0.60 | 50 | 14 | 3.55 | 2.80 | 5 | 3 | 2.9 | 14 | **E507M3.5BLUE** |
| **4** | 0.70 | 53 | 14 | 4.00 | 3.15 | 6 | 3 | 3.3 | 14 | **E507M4** |
| **4** | 0.70 | 53 | 14 | 4.00 | 3.15 | 6 | 3 | 3.3 | 14 | **E507M4BLUE** |
| **5** | 0.80 | 58 | 11 | 5.00 | 4.00 | 7 | 3 | 4.2 | 22 | **E507M5** |
| **5** | 0.80 | 58 | 11 | 5.00 | 4.00 | 7 | 3 | 4.2 | 22 | **E507M5BLUE** |
| **6** | 1.00 | 66 | 13 | 6.30 | 5.00 | 8 | 3 | 5 | 27 | **E507M6** |
| **6** | 1.00 | 66 | 13 | 6.30 | 5.00 | 8 | 3 | 5 | 27 | **E507M6BLUE** |
| **7** | 1.00 | 66 | 13 | 6.30 | 5.00 | 8 | 3 | 6 | 26 | **E507M7** |
| **7** | 1.00 | 66 | 13 | 6.30 | 5.00 | 8 | 3 | 6 | 26 | **E507M7BLUE** |
| **8** | 1.25 | 72 | 16 | 8.00 | 6.30 | 9 | 3 | 6.8 | 31 | **E507M8** |
| **8** | 1.25 | 72 | 16 | 8.00 | 6.30 | 9 | 3 | 6.8 | 31 | **E507M8BLUE** |
| **10** | 1.50 | 80 | 18 | 10.00 | 8.00 | 11 | 3 | 8.5 | 35 | **E507M10** |
| **10** | 1.50 | 80 | 18 | 10.00 | 8.00 | 11 | 3 | 8.5 | 35 | **E507M10BLUE** |
| **12** | 1.75 | 89 | 22 | 9.00 | 7.10 | 10 | 3 | 10.3 | | **E507M12** |
| **12** | 1.75 | 89 | 22 | 9.00 | 7.10 | 10 | 3 | 10.3 | | **E507M12BLUE** |
| **14** | 2.00 | 95 | 24 | 11.20 | 9.00 | 12 | 3 | 12 | | **E507M14** |
| **14** | 2.00 | 95 | 24 | 11.20 | 9.00 | 12 | 3 | 12 | | **E507M14BLUE** |
| **16** | 2.00 | 102 | 24 | 12.50 | 10.00 | 13 | 3 | 14 | | **E507M16** |
| **16** | 2.00 | 102 | 24 | 12.50 | 10.00 | 13 | 3 | 14 | | **E507M16BLUE** |
| **18** | 2.50 | 112 | 29 | 14.00 | 11.20 | 14 | 3 | 15.5 | | **E507M18** |
| **18** | 2.50 | 112 | 29 | 14.00 | 11.20 | 14 | 3 | 15.5 | | **E507M18BLUE** |
| **20** | 2.50 | 112 | 29 | 14.00 | 11.20 | 14 | 3 | 17.5 | | **E507M20** |
| **20** | 2.50 | 112 | 29 | 14.00 | 11.20 | 14 | 3 | 17.5 | | **E507M20BLUE** |
| **22** | 2.50 | 118 | 29 | 16.00 | 12.50 | 16 | 3 | 19.5 | | **E507M22** |
| **22** | 2.50 | 118 | 29 | 16.00 | 12.50 | 16 | 3 | 19.5 | | **E507M22BLUE** |
| **24** | 3.00 | 130 | 35 | 18.00 | 14.00 | 18 | 3 | 21 | | **E507M24** |
| **24** | 3.00 | 130 | 35 | 18.00 | 14.00 | 18 | 3 | 21 | | **E507M24BLUE** |

# E605

- Machine Tap, Extra Long
- Maschinen-Gewindebohrer, extra lang
- Machinetap, extra lang
- Taraud machine, Extra Long
- Macho máquina Extra largo
- Macho de Máquina- Extra Longa

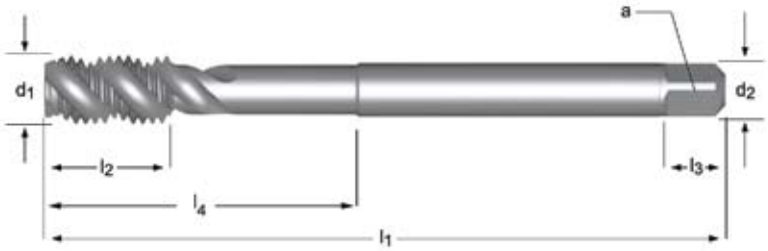


## E605

● 1.2 1.3 1.4 1.5 2.1 2.2 2.3 5.2 7.1 7.2 7.3 7.4

| M | P mm | $l_1$ mm | $l_2$ mm | $d_2$ Ø mm | a mm | $l_3$ mm | z | ↔ | $l_4$ mm | e-Code |
|---|---|---|---|---|---|---|---|---|---|---|
| **3** | 0.50 | 66 | 9 | 3.15 | 2.50 | 5 | 2 | 2.5 | 21 | **E605M3** |
| **4** | 0.70 | 73 | 9 | 4.00 | 3.15 | 6 | 2 | 3.3 | 22 | **E605M4** |
| **5** | 0.80 | 79 | 12 | 5.00 | 4.00 | 7 | 3 | 4.2 | 26 | **E605M5** |
| **6** | 1.00 | 89 | 12 | 6.30 | 5.00 | 8 | 3 | 5 | 29 | **E605M6** |
| **8** | 1.25 | 97 | 12 | 6.30 | 5.00 | 8 | 3 | 6.8 | | **E605M8** |
| **10** | 1.50 | 108 | 14 | 8.00 | 6.30 | 9 | 3 | 8.5 | | **E605M10** |
| **12** | 1.75 | 119 | 23 | 9.00 | 7.10 | 10 | 3 | 10.3 | | **E605M12** |
| **14** | 2.00 | 127 | 25 | 11.20 | 9.00 | 12 | 3 | 12 | | **E605M14** |
| **16** | 2.00 | 137 | 25 | 12.50 | 10.00 | 13 | 3 | 14 | | **E605M16** |
| **20** | 2.50 | 149 | 30 | 14.00 | 11.20 | 14 | 3 | 17.5 | | **E605M20** |

# E090 / E097

DORMER

- Machine Tap MTT-X
- MTT-X Maschinen-Gewindeformer
- MTT-X Roltappen
- MTT-X Tarauds machine
- MTT-X Machos de máquina
- MTT-X Macho de Máquina




MTT-X

## E090




● 1.1 1.2 1.3 1.4 7.1 7.2 7.3

| M | P mm | $l_1$ mm | $l_2$ mm | $d_2$ Ø mm | a mm | $l_3$ mm | | $l_4$ mm | e-Code |
|---|---|---|---|---|---|---|---|---|---|
| 2 | 0.40 | 41 | 8 | 2.50 | 2.00 | 4 | 1.8 | 8 | E090M2 [1] |
| 2.5 | 0.45 | 44.5 | 9.5 | 2.80 | 2.24 | 5 | 2.3 | 9.5 | E090M2.5 [1] |
| 3 | 0.50 | 48 | 12.5 | 3.15 | 2.50 | 5 | 2.8 | 12.5 | E090M3 |
| 3.5 | 0.60 | 50 | 14 | 3.55 | 2.80 | 5 | 3.2 | 14 | E090M3.5 |
| 4 | 0.70 | 53 | 14 | 4.00 | 3.15 | 6 | 3.7 | 14 | E090M4 |
| 5 | 0.80 | 58 | 11 | 5.00 | 4.00 | 7 | 4.6 | 22 | E090M5 |
| 6 | 1.00 | 66 | 13 | 6.30 | 5.00 | 8 | 5.5 | 26 | E090M6 |
| 8 | 1.25 | 72.0 | 16 | 8.00 | 6.30 | 9 | 7.4 | 29 | E090M8 |
| 10 | 1.50 | 80.0 | 18 | 10.00 | 8.00 | 11 | 9.3 | 34 | E090M10 |
| 12 | 1.75 | 89.0 | 22 | 9.00 | 7.10 | 10 | 11.2 | - | E090M12 |
| 16 | 2.00 | 102.0 | 24 | 12.50 | 10.00 | 13 | 15.0 | - | E090M16 |




MTT-X

## E097




■ 1.1 1.2 1.3 4.1 5.1 7.1 7.2 7.3
● 1.4 2.1 2.2 5.2 6.1 6.3 7.4

| M | P mm | $l_1$ mm | $l_2$ mm | $d_2$ Ø mm | a mm | $l_3$ mm | | $l_4$ mm | e-Code |
|---|---|---|---|---|---|---|---|---|---|
| 2 | 0.40 | 41 | 8 | 2.50 | 2.00 | 4 | 1.8 | 8 | E097M2 [1] |
| 2.5 | 0.45 | 44.5 | 9.5 | 2.80 | 2.24 | 5 | 2.3 | 9.5 | E097M2.5 [1] |
| 3 | 0.50 | 48 | 12.5 | 3.15 | 2.50 | 5 | 2.8 | 12.5 | E097M3 |
| 4 | 0.70 | 53 | 14 | 4.00 | 3.15 | 6 | 3.7 | 14 | E097M4 |
| 5 | 0.80 | 58 | 11 | 5.00 | 4.00 | 7 | 4.6 | 22 | E097M5 |
| 6 | 1.00 | 66 | 13 | 6.30 | 5.00 | 8 | 5.5 | 26 | E097M6 |
| 8 | 1.25 | 72.0 | 16 | 8.00 | 6.30 | 9 | 7.4 | 29 | E097M8 |
| 10 | 1.50 | 80.0 | 18 | 10.00 | 8.00 | 11 | 9.3 | 34 | E097M10 |
| 12 | 1.75 | 89.0 | 22 | 9.00 | 7.10 | 10 | 11.2 | | E097M12 |
| 16 | 2.00 | 102.0 | 24 | 12.50 | 10.00 | 13 | 15 | | E097M16 |

[1] HSCo

# E091 / E098

- Machine Tap MTT-X
- MTT-X Maschinen-Gewindeformer
- MTT-X Roltappen
- MTT-X Tarauds machine
- MTT-X Machos de máquina
- MTT-X Macho de Máquina




MTT-X

## E091




■ 1.1 1.2 1.3 1.4 2.1 2.2 4.1 5.1 7.3
● 1.5 2.3 5.2 6.1 6.3 7.1 7.2 7.4

| M | P mm | $l_1$ mm | $l_2$ mm | $d_2$ Ø mm | a mm | $l_3$ mm | ↔ | $l_4$ mm | e-Code |
|---|---|---|---|---|---|---|---|---|---|
| 2 | 0.40 | 41 | 8 | 2.50 | 2.00 | 4 | 1.8 | 8 | E091M2 [1] |
| 2.5 | 0.45 | 44.5 | 9.5 | 2.80 | 2.24 | 5 | 2.3 | 9.5 | E091M2.5 [1] |
| 3 | 0.50 | 48 | 12.5 | 3.15 | 2.50 | 5 | 2.8 | 12.5 | E091M3 |
| 3.5 | 0.60 | 50 | 14 | 3.55 | 2.80 | 5 | 3.2 | 14 | E091M3.5 |
| 4 | 0.70 | 53 | 14 | 4.00 | 3.15 | 6 | 3.7 | 14 | E091M4 |
| 5 | 0.80 | 58 | 11 | 5.00 | 4.00 | 7 | 4.6 | 22 | E091M5 |
| 6 | 1.00 | 66 | 13 | 6.30 | 5.00 | 8 | 5.5 | 26 | E091M6 |
| 8 | 1.25 | 72 | 16 | 8.00 | 6.30 | 9 | 7.4 | 29 | E091M8 |
| 10 | 1.50 | 80 | 18 | 10.00 | 8.00 | 11 | 9.3 | 34 | E091M10 |
| 12 | 1.75 | 89 | 22 | 9.00 | 7.10 | 10 | 11.2 | | E091M12 |
| 16 | 2.00 | 102 | 24 | 12.50 | 10.00 | 13 | 15 | | E091M16 |




MTT-X

## E098

■ 1.1 1.2 1.3 1.4 2.1 2.2 4.1 5.1 7.3
● 1.5 2.3 5.2 6.1 6.3 7.1 7.2 7.4

| M | P mm | $l_1$ mm | $l_2$ mm | $d_2$ Ø mm | a mm | $l_3$ mm | ↔ | $l_4$ mm | e-Code |
|---|---|---|---|---|---|---|---|---|---|
| 3 | 0.50 | 48 | 12.5 | 3.15 | 2.50 | 5 | 2.8 | 12.5 | E098M3 |
| 4 | 0.70 | 53 | 14 | 4.00 | 3.15 | 6 | 3.7 | 14 | E098M4 |
| 5 | 0.80 | 58 | 11 | 5.00 | 4.00 | 7 | 4.6 | 22 | E098M5 |
| 6 | 1.00 | 66 | 13 | 6.30 | 5.00 | 8 | 5.5 | 26 | E098M6 |
| 8 | 1.25 | 72 | 16 | 8.00 | 6.30 | 9 | 7.4 | 29 | E098M8 |
| 10 | 1.50 | 80 | 18 | 10.00 | 8.00 | 11 | 9.3 | 34 | E098M10 |

[1] HSCo

# E096 / E099

DORMER

- Machine Tap MTT-X
- MTT-X Maschinen-Gewindeformer
- MTT-X Roltappen
- MTT-X Tarauds machine
- MTT-X Machos de máquina
- MTT-X Macho de Máquina




MTT-X

## E096




■ 1.1 1.2 1.3 1.4 2.1 2.2 4.1 5.1 7.3

● 1.5 2.3 5.2 6.1 6.3 7.1 7.2 7.4

| M | P mm | $l_1$ mm | $l_2$ mm | $d_2$ Ø mm | a mm | $l_3$ mm | ↔ | $l_4$ mm | e-Code |
|---|---|---|---|---|---|---|---|---|---|
| 3 | 0.50 | 48 | 12.5 | 3.15 | 2.50 | 5 | 2.8 | 12.5 | E096M3 |
| 4 | 0.70 | 53 | 14 | 4.00 | 3.15 | 6 | 3.7 | 14 | E096M4 |
| 5 | 0.80 | 58 | 11 | 5.00 | 4.00 | 7 | 4.6 | 22 | E096M5 |
| 6 | 1.00 | 66 | 13 | 6.30 | 5.00 | 8 | 5.5 | 26 | E096M6 |
| 8 | 1.25 | 72 | 16 | 8.00 | 6.30 | 9 | 7.4 | 29 | E096M8 |
| 10 | 1.50 | 80 | 18 | 10.00 | 8.00 | 11 | 9.3 | 34 | E096M10 |
| 12 | 1.75 | 89 | 22 | 9.00 | 7.10 | 10 | 11.2 | | E096M12 |
| 16 | 2.00 | 102 | 24 | 12.50 | 10.00 | 13 | 15 | | E096M16 |




MTT-X

## E099

■ 1.1 1.2 1.3 1.4 2.1 2.2 4.1 5.1 7.3

● 1.5 2.3 5.2 6.1 6.3 7.1 7.2 7.4

| M | P mm | $l_1$ mm | $l_2$ mm | $d_2$ Ø mm | a mm | $l_3$ mm | ↔ | $l_4$ mm | e-Code |
|---|---|---|---|---|---|---|---|---|---|
| 4 | 0.70 | 53 | 14 | 4.00 | 3.15 | 6 | 3.7 | 14 | E099M4 |
| 5 | 0.80 | 58 | 11 | 5.00 | 4.00 | 7 | 4.6 | 22 | E099M5 |
| 6 | 1.00 | 66 | 13 | 6.30 | 5.00 | 8 | 5.5 | 26 | E099M6 |
| 8 | 1.25 | 72 | 16 | 8.00 | 6.30 | 9 | 7.4 | 29 | E099M8 |
| 10 | 1.50 | 80 | 18 | 10.00 | 8.00 | 11 | 9.3 | 34 | E099M10 |
| 12 | 1.75 | 89 | 22 | 9.00 | 7.10 | 10 | 11.2 | | E099M12 |
| 16 | 2.00 | 102 | 24 | 12.50 | 10.00 | 13 | 15 | | E099M16 |

# E080

- Machine Tap MTT-X
- MTT-X Maschinen-Gewindeformer
- MTT-X Roltappen
- MTT-X Tarauds machine
- MTT-X Machos de máquina
- MTT-X Macho de Máquina




MTT-X

## E080

M | HSS XS1 | Dialub | ISO 529 | 6HX | 2.5xD | C 2 - 3

■ 6.1 6.3 7.1 7.2 7.3

| M | P mm | $l_1$ mm | $l_2$ mm | $d_2$ Ø mm | a mm | $l_3$ mm | | $l_4$ mm | e-Code | |
|---|---|---|---|---|---|---|---|---|---|---|
| **2** | 0.40 | 41.0 | 8 | 2.50 | 2.00 | 4 | 1.8 | 8 | **E080M2** | 1) |
| **2.5** | 0.45 | 44.5 | 9.5 | 2.80 | 2.24 | 5 | 2.3 | 9.5 | **E080M2.5** | 1) |
| **3** | 0.50 | 48.0 | 12.5 | 3.15 | 2.50 | 5 | 2.8 | 12.5 | **E080M3** | |
| **4** | 0.70 | 53.0 | 14 | 4.00 | 3.15 | 6 | 3.7 | 14 | **E080M4** | |
| **5** | 0.80 | 58.0 | 11 | 5.00 | 4.00 | 7 | 4.6 | 22 | **E080M5** | |
| **6** | 1.00 | 66.0 | 13 | 6.30 | 5.00 | 8 | 5.5 | 26 | **E080M6** | |
| **8** | 1.25 | 72.0 | 16 | 8.00 | 6.30 | 9 | 7.4 | 29 | **E080M8** | |

1) HSCo

# E620 / E621

DORMER

- Machine Tap
- Maschinen-Gewindebohrer
- Machinetappen
- Tarauds machine
- Machos de máquina
- Macho de Máquina




## E620

EGM | HSS | D ISO | 6H | 1.5xD | C 2 - 3

• 1.1 1.2 1.3 1.4 1.5 3.1 3.2 3.3 3.4 6.1 6.2 6.3 6.4 7.2 7.3 7.4 8.2 8.3

| M | P mm | $d_1$ nom mm | $l_1$ mm | $l_2$ mm | $d_2$ Ø mm | a mm | $l_3$ mm | z | | $l_4$ mm | e-Code |
|---|---|---|---|---|---|---|---|---|---|---|---|
| 3 | 0.50 | 3.65 | 53 | 14 | 4.00 | 3.15 | 6 | 3 | 3.2 | 14 | E620M3 |
| 4 | 0.70 | 4.91 | 58 | 11 | 5.00 | 4.00 | 7 | 3 | 4.2 | 20 | E620M4 |
| 5 | 0.80 | 6.04 | 66 | 13 | 6.30 | 5.00 | 8 | 3 | 5.2 | 26 | E620M5 |
| 6 | 1.00 | 7.3 | 72 | 16 | 8.00 | 6.30 | 9 | 3 | 6.3 | 29 | E620M6 |
| 8 | 1.25 | 9.62 | 80 | 18 | 10.00 | 8.00 | 11 | 3 | 8.4 | 32 | E620M8 |
| 10 | 1.50 | 11.95 | 89 | 22 | 9.00 | 7.10 | 10 | 3 | 10.5 | | E620M10 |
| 12 | 1.75 | 14.27 | 95 | 24 | 11.20 | 9.00 | 12 | 4 | 12.5 | | E620M12 |
| 14 | 2.00 | 16.6 | 112 | 29 | 14.00 | 11.20 | 14 | 4 | 14.5 | | E620M14 |
| 16 | 2.00 | 18.6 | 112 | 29 | 14.00 | 11.20 | 14 | 4 | 16.5 | | E620M16 |

## E621

EGM | HSS | D ISO | 6H | 2xD | C 2 - 3 | 40°

• 1.2 1.3 1.4 1.5 2.1 2.2 2.3 5.2 7.1 7.2 7.3 7.4

| M | P mm | $d_1$ nom mm | $l_1$ mm | $l_2$ mm | $d_2$ Ø mm | a mm | $l_3$ mm | z | | $l_4$ mm | e-Code |
|---|---|---|---|---|---|---|---|---|---|---|---|
| 3 | 0.50 | 3.65 | 53 | 14 | 4.00 | 3.15 | 6 | 3 | 3.2 | 14 | E621M3 |
| 4 | 0.70 | 4.91 | 58 | 11 | 5.00 | 4.00 | 7 | 3 | 4.2 | 20 | E621M4 |
| 5 | 0.80 | 6.04 | 66 | 13 | 6.30 | 5.00 | 8 | 3 | 5.2 | 26 | E621M5 |
| 6 | 1.00 | 7.3 | 72 | 16 | 8.00 | 6.30 | 9 | 3 | 6.3 | 31 | E621M6 |
| 8 | 1.25 | 9.62 | 80 | 18 | 10.00 | 8.00 | 11 | 3 | 8.4 | 34 | E621M8 |
| 10 | 1.50 | 11.95 | 89 | 22 | 9.00 | 7.10 | 10 | 3 | 10.5 | | E621M10 |
| 12 | 1.75 | 14.27 | 95 | 24 | 11.20 | 9.00 | 12 | 3 | 12.5 | | E621M12 |
| 14 | 2.00 | 16.6 | 112 | 29 | 14.00 | 11.20 | 14 | 3 | 14.5 | | E621M14 |
| 16 | 2.00 | 18.6 | 112 | 29 | 14.00 | 11.20 | 14 | 3 | 16.5 | | E621M16 |

# E054

- Machine Tap MTT-X
- MTT-X Maschinen-Gewindebohrer
- MTT-X Machinetappen
- MTT-X Tarauds machine
- MTT-X Machos de máquina
- MTT-X Macho de Máquina




MTT-X

## E054

MF | HSCo | TiAlN | ISO 529 | 6HX | 2xD | C 2 - 3

■ 3.1 3.2 3.3 8.2
● 3.4 6.2 6.4 7.4

| MF | P mm | $l_1$ mm | $l_2$ mm | $d_2$ Ø mm | a mm | $l_3$ mm | z | ↔ | $l_4$ mm | e-Code |
|---|---|---|---|---|---|---|---|---|---|---|
| **8** | 1.00 | 72 | 16 | 8.00 | 6.30 | 9 | 4 | 7 | 29 | **E054M8X1.0** |
| **10** | 1.00 | 80 | 18 | 10.00 | 8.00 | 11 | 4 | 9 | 34 | **E054M10X1.0** |
| **10** | 1.25 | 80 | 18 | 10.00 | 8.00 | 11 | 4 | 8.8 | 34 | **E054M10X1.25** |
| **12** | 1.00 | 89 | 22 | 9.00 | 7.10 | 10 | 4 | 11 | | **E054M12X1.0** |
| **12** | 1.25 | 89 | 22 | 9.00 | 7.10 | 10 | 4 | 10.8 | | **E054M12X1.25** |
| **12** | 1.50 | 89 | 22 | 9.00 | 7.10 | 10 | 4 | 10.5 | | **E054M12X1.5** |
| **14** | 1.25 | 95 | 24 | 11.20 | 9.00 | 12 | 4 | 12.8 | | **E054M14X1.25** |
| **14** | 1.50 | 95 | 24 | 11.20 | 9.00 | 12 | 4 | 12.5 | | **E054M14X1.5** |
| **16** | 1.50 | 102 | 24 | 12.50 | 10.00 | 13 | 4 | 14.5 | | **E054M16X1.5** |

# E513

DORMER

- Machine Tap
- Maschinen-Gewindebohrer
- Machinetappen
- Tarauds machine
- Machos de máquina
- Macho de Máquina




## E513

MF | HSS | ISO 529 | 6H | 1.5xD

1.1 1.2 1.3 1.4 1.5 3.1 3.2 3.3 3.4 6.1 6.2 6.3 6.4 7.2 7.3 7.4 8.2 8.3

| MF | P mm | $l_1$ mm | $l_2$ mm | $d_2$ Ø mm | a mm | $l_3$ mm | z | | $l_4$ mm | e-Code |
|---|---|---|---|---|---|---|---|---|---|---|
| 3 | 0.35 | 48 | 12.5 | 3.15 | 2.50 | 5 | 3 | 2.65 | 12.5 | E513M3X.35NO1 |
| 3 | 0.35 | 48 | 12.5 | 3.15 | 2.50 | 5 | 3 | 2.65 | 12.5 | E513M3X.35NO2 |
| 3 | 0.35 | 48 | 12.5 | 3.15 | 2.50 | 5 | 3 | 2.65 | 12.5 | E513M3X.35NO3 |
| 3.5 | 0.35 | 48 | 12.5 | 3.15 | 2.50 | 5 | 3 | 3.2 | 12.5 | E513M3.5X.35NO3 |
| 4 | 0.50 | 53 | 14 | 4.00 | 3.15 | 6 | 3 | 3.5 | 14 | E513M4X.5NO1 |
| 4 | 0.50 | 53 | 14 | 4.00 | 3.15 | 6 | 3 | 3.5 | 14 | E513M4X.5NO2 |
| 4 | 0.50 | 53 | 14 | 4.00 | 3.15 | 6 | 3 | 3.5 | 14 | E513M4X.5NO3 |
| 4 | 0.50 | 53 | 14 | 4.00 | 3.15 | 6 | 3 | 3.5 | 14 | E513M4X.5NO7 |
| 5 | 0.50 | 58 | 11 | 5.00 | 4.00 | 7 | 3 | 4.5 | 22 | E513M5X.5NO1 |
| 5 | 0.50 | 58 | 11 | 5.00 | 4.00 | 7 | 3 | 4.5 | 22 | E513M5X.5NO2 |
| 5 | 0.50 | 58 | 11 | 5.00 | 4.00 | 7 | 3 | 4.5 | 22 | E513M5X.5NO3 |
| 5 | 0.50 | 58 | 11 | 5.00 | 4.00 | 7 | 3 | 4.5 | 22 | E513M5X.5NO7 |
| 5 | 0.75 | 58 | 11 | 5.00 | 4.00 | 7 | 3 | 4.3 | 22 | E513M5X.75NO1 |
| 5 | 0.75 | 58 | 11 | 5.00 | 4.00 | 7 | 3 | 4.3 | 22 | E513M5X.75NO2 |
| 5 | 0.75 | 58 | 11 | 5.00 | 4.00 | 7 | 3 | 4.3 | 22 | E513M5X.75NO3 |
| 6 | 0.50 | 66 | 13 | 6.30 | 5.00 | 8 | 3 | 5.5 | 26 | E513M6X.5NO1 |
| 6 | 0.50 | 66 | 13 | 6.30 | 5.00 | 8 | 3 | 5.5 | 26 | E513M6X.5NO2 |
| 6 | 0.50 | 66 | 13 | 6.30 | 5.00 | 8 | 3 | 5.5 | 26 | E513M6X.5NO3 |
| 6 | 0.75 | 66 | 13 | 6.30 | 5.00 | 8 | 3 | 5.3 | 26 | E513M6X.75NO1 |
| 6 | 0.75 | 66 | 13 | 6.30 | 5.00 | 8 | 3 | 5.3 | 26 | E513M6X.75NO2 |
| 6 | 0.75 | 66 | 13 | 6.30 | 5.00 | 8 | 3 | 5.3 | 26 | E513M6X.75NO3 |
| 6 | 0.75 | 66 | 13 | 6.30 | 5.00 | 8 | 3 | 5.3 | 26 | E513M6X.75NO7 |
| 7 | 0.75 | 66 | 13 | 7.10 | 5.60 | 8 | 3 | 6.3 | 26 | E513M7X.75NO1 |
| 7 | 0.75 | 66 | 13 | 7.10 | 5.60 | 8 | 3 | 6.3 | 26 | E513M7X.75NO2 |
| 7 | 0.75 | 66 | 13 | 7.10 | 5.60 | 8 | 3 | 6.3 | 26 | E513M7X.75NO3 |
| 8 | 0.50 | 72 | 16 | 8.00 | 6.30 | 9 | 3 | 7.5 | 29 | E513M8X.5NO1 |
| 8 | 0.50 | 72 | 16 | 8.00 | 6.30 | 9 | 3 | 7.5 | 29 | E513M8X.5NO2 |
| 8 | 0.50 | 72 | 16 | 8.00 | 6.30 | 9 | 3 | 7.5 | 29 | E513M8X.5NO3 |
| 8 | 0.75 | 72 | 16 | 8.00 | 6.30 | 9 | 3 | 7.3 | 29 | E513M8X.75NO1 |
| 8 | 0.75 | 72 | 16 | 8.00 | 6.30 | 9 | 3 | 7.3 | 29 | E513M8X.75NO2 |
| 8 | 0.75 | 72 | 16 | 8.00 | 6.30 | 9 | 3 | 7.3 | 29 | E513M8X.75NO3 |
| 8 | 0.75 | 72 | 16 | 8.00 | 6.30 | 9 | 3 | 7.3 | 29 | E513M8X.75NO7 |
| 8 | 1.00 | 72 | 16 | 8.00 | 6.30 | 9 | 3 | 7 | 29 | E513M8X1.0NO1 |
| 8 | 1.00 | 72 | 16 | 8.00 | 6.30 | 9 | 3 | 7 | 29 | E513M8X1.0NO2 |
| 8 | 1.00 | 72 | 16 | 8.00 | 6.30 | 9 | 3 | 7 | 29 | E513M8X1.0NO3 |
| 8 | 1.00 | 72 | 16 | 8.00 | 6.30 | 9 | 3 | 7 | 29 | E513M8X1.0NO7 |
| 9 | 0.75 | 72 | 16 | 9.00 | 7.10 | 10 | 3 | 8.3 | 29 | E513M9X.75NO3 |
| 9 | 1.00 | 72 | 16 | 9.00 | 7.10 | 10 | 3 | 8 | 29 | E513M9X1.0NO1 |
| 9 | 1.00 | 72 | 16 | 9.00 | 7.10 | 10 | 3 | 8 | 29 | E513M9X1.0NO2 |
| 9 | 1.00 | 72 | 16 | 9.00 | 7.10 | 10 | 3 | 8 | 29 | E513M9X1.0NO3 |
| 10 | 0.50 | 80 | 18 | 10.00 | 8.00 | 11 | 3 | 9.5 | 34 | E513M10X.5NO3 |
| 10 | 0.75 | 80 | 18 | 10.00 | 8.00 | 11 | 3 | 9.3 | 34 | E513M10X.75NO1 |
| 10 | 0.75 | 80 | 18 | 10.00 | 8.00 | 11 | 3 | 9.3 | 34 | E513M10X.75NO2 |
| 10 | 0.75 | 80 | 18 | 10.00 | 8.00 | 11 | 3 | 9.3 | 34 | E513M10X.75NO3 |
| 10 | 1.00 | 80 | 18 | 10.00 | 8.00 | 11 | 3 | 9 | 34 | E513M10X1.0NO1 |
| 10 | 1.00 | 80 | 18 | 10.00 | 8.00 | 11 | 3 | 9 | 34 | E513M10X1.0NO2 |
| 10 | 1.00 | 80 | 18 | 10.00 | 8.00 | 11 | 3 | 9 | 34 | E513M10X1.0NO3 |
| 10 | 1.00 | 80 | 18 | 10.00 | 8.00 | 11 | 3 | 9 | 34 | E513M10X1.0NO6 |

NO1 NO6 299

# E513

| MF | P mm | $l_1$ mm | $l_2$ mm | $d_2$ Ø mm | a mm | $l_3$ mm | z | ↔ | $l_4$ mm | e-Code |
|---|---|---|---|---|---|---|---|---|---|---|
| 10 | 1.00 | 80 | 18 | 10.00 | 8.00 | 11 | 3 | 9 | 34 | E513M10X1.0NO7 |
| 10 | 1.25 | 80 | 18 | 10.00 | 8.00 | 11 | 3 | 8.8 | 34 | E513M10X1.25NO1 |
| 10 | 1.25 | 80 | 18 | 10.00 | 8.00 | 11 | 3 | 8.8 | 34 | E513M10X1.25NO2 |
| 10 | 1.25 | 80 | 18 | 10.00 | 8.00 | 11 | 3 | 8.8 | 34 | E513M10X1.25NO3 |
| 10 | 1.25 | 80 | 18 | 10.00 | 8.00 | 11 | 3 | 8.8 | 34 | E513M10X1.25NO6 |
| 10 | 1.25 | 80 | 18 | 10.00 | 8.00 | 11 | 3 | 8.8 | 34 | E513M10X1.25NO7 |
| 11 | 0.75 | 85 | 19 | 8.00 | 6.30 | 9 | 3 | 10.3 | | E513M11X.75NO1 |
| 11 | 0.75 | 85 | 19 | 8.00 | 6.30 | 9 | 3 | 10.3 | | E513M11X.75NO2 |
| 11 | 0.75 | 85 | 19 | 8.00 | 6.30 | 9 | 3 | 10.3 | | E513M11X.75NO3 |
| 11 | 1.00 | 85 | 19 | 8.00 | 6.30 | 9 | 3 | 10 | | E513M11X1.0NO1 |
| 11 | 1.00 | 85 | 19 | 8.00 | 6.30 | 9 | 3 | 10 | | E513M11X1.0NO2 |
| 11 | 1.00 | 85 | 19 | 8.00 | 6.30 | 9 | 3 | 10 | | E513M11X1.0NO3 |
| 11 | 1.25 | 85 | 19 | 8.00 | 6.30 | 9 | 3 | 9.8 | | E513M11X1.25NO3 |
| 12 | 0.75 | 89 | 22 | 9.00 | 7.10 | 10 | 3 | 11.3 | | E513M12X.75NO3 |
| 12 | 1.00 | 89 | 22 | 9.00 | 7.10 | 10 | 3 | 11 | | E513M12X1.0NO1 |
| 12 | 1.00 | 89 | 22 | 9.00 | 7.10 | 10 | 3 | 11 | | E513M12X1.0NO2 |
| 12 | 1.00 | 89 | 22 | 9.00 | 7.10 | 10 | 3 | 11 | | E513M12X1.0NO3 |
| 12 | 1.00 | 89 | 22 | 9.00 | 7.10 | 10 | 3 | 11 | | E513M12X1.0NO7 |
| 12 | 1.25 | 89 | 22 | 9.00 | 7.10 | 10 | 3 | 10.8 | | E513M12X1.25NO1 |
| 12 | 1.25 | 89 | 22 | 9.00 | 7.10 | 10 | 3 | 10.8 | | E513M12X1.25NO2 |
| 12 | 1.25 | 89 | 22 | 9.00 | 7.10 | 10 | 3 | 10.8 | | E513M12X1.25NO3 |
| 12 | 1.25 | 89 | 22 | 9.00 | 7.10 | 10 | 3 | 10.8 | | E513M12X1.25NO6 |
| 12 | 1.25 | 89 | 22 | 9.00 | 7.10 | 10 | 3 | 10.8 | | E513M12X1.25NO7 |
| 12 | 1.50 | 89 | 22 | 9.00 | 7.10 | 10 | 3 | 10.5 | | E513M12X1.5NO1 |
| 12 | 1.50 | 89 | 22 | 9.00 | 7.10 | 10 | 3 | 10.5 | | E513M12X1.5NO2 |
| 12 | 1.50 | 89 | 22 | 9.00 | 7.10 | 10 | 3 | 10.5 | | E513M12X1.5NO3 |
| 12 | 1.50 | 89 | 22 | 9.00 | 7.10 | 10 | 3 | 10.5 | | E513M12X1.5NO6 |
| 12 | 1.50 | 89 | 22 | 9.00 | 7.10 | 10 | 3 | 10.5 | | E513M12X1.5NO7 |
| 13 | 1.50 | 89 | 22 | 9.00 | 7.10 | 10 | 3 | 11.5 | | E513M13X1.5NO3 |
| 14 | 1.00 | 95 | 24 | 11.20 | 9.00 | 12 | 4 | 13 | | E513M14X1.0NO1 |
| 14 | 1.00 | 95 | 24 | 11.20 | 9.00 | 12 | 4 | 13 | | E513M14X1.0NO2 |
| 14 | 1.00 | 95 | 24 | 11.20 | 9.00 | 12 | 4 | 13 | | E513M14X1.0NO3 |
| 14 | 1.00 | 95 | 24 | 11.20 | 9.00 | 12 | 4 | 13 | | E513M14X1.0NO7 |
| 14 | 1.25 | 95 | 24 | 11.20 | 9.00 | 12 | 4 | 12.8 | | E513M14X1.25NO1 |
| 14 | 1.25 | 95 | 24 | 11.20 | 9.00 | 12 | 4 | 12.8 | | E513M14X1.25NO2 |
| 14 | 1.25 | 95 | 24 | 11.20 | 9.00 | 12 | 4 | 12.8 | | E513M14X1.25NO3 |
| 14 | 1.25 | 95 | 24 | 11.20 | 9.00 | 12 | 4 | 12.8 | | E513M14X1.25NO6 |
| 14 | 1.25 | 95 | 24 | 11.20 | 9.00 | 12 | 4 | 12.8 | | E513M14X1.25NO7 |
| 14 | 1.50 | 95 | 24 | 11.20 | 9.00 | 12 | 4 | 12.5 | | E513M14X1.5NO1 |
| 14 | 1.50 | 95 | 24 | 11.20 | 9.00 | 12 | 4 | 12.5 | | E513M14X1.5NO2 |
| 14 | 1.50 | 95 | 24 | 11.20 | 9.00 | 12 | 4 | 12.5 | | E513M14X1.5NO3 |
| 14 | 1.50 | 95 | 24 | 11.20 | 9.00 | 12 | 4 | 12.5 | | E513M14X1.5NO6 |
| 14 | 1.50 | 95 | 24 | 11.20 | 9.00 | 12 | 4 | 12.5 | | E513M14X1.5NO7 |
| 15 | 1.50 | 95 | 24 | 11.20 | 9.00 | 12 | 4 | 13.5 | | E513M15X1.5NO2 |
| 15 | 1.50 | 95 | 24 | 11.20 | 9.00 | 12 | 4 | 13.5 | | E513M15X1.5NO3 |
| 15 | 1.50 | 95 | 24 | 11.20 | 9.00 | 12 | 4 | 13.5 | | E513M15X1.5NO7 |
| 16 | 1.00 | 102 | 24 | 12.50 | 10.00 | 13 | 4 | 15 | | E513M16X1.0NO1 |
| 16 | 1.00 | 102 | 24 | 12.50 | 10.00 | 13 | 4 | 15 | | E513M16X1.0NO2 |
| 16 | 1.00 | 102 | 24 | 12.50 | 10.00 | 13 | 4 | 15 | | E513M16X1.0NO3 |
| 16 | 1.00 | 102 | 24 | 12.50 | 10.00 | 13 | 4 | 15 | | E513M16X1.0NO7 |
| 16 | 1.25 | 102 | 24 | 12.50 | 10.00 | 13 | 4 | 14.8 | | E513M16X1.25NO3 |
| 16 | 1.50 | 102 | 24 | 12.50 | 10.00 | 13 | 4 | 14.5 | | E513M16X1.5NO1 |
| 16 | 1.50 | 102 | 24 | 12.50 | 10.00 | 13 | 4 | 14.5 | | E513M16X1.5NO2 |
| 16 | 1.50 | 102 | 24 | 12.50 | 10.00 | 13 | 4 | 14.5 | | E513M16X1.5NO3 |
| 16 | 1.50 | 102 | 24 | 12.50 | 10.00 | 13 | 4 | 14.5 | | E513M16X1.5NO6 |
| 16 | 1.50 | 102 | 24 | 12.50 | 10.00 | 13 | 4 | 14.5 | | E513M16X1.5NO7 |
| 18 | 1.00 | 112 | 29 | 14.00 | 11.20 | 14 | 4 | 17 | | E513M18X1.0NO1 |
| 18 | 1.00 | 112 | 29 | 14.00 | 11.20 | 14 | 4 | 17 | | E513M18X1.0NO2 |
| 18 | 1.00 | 112 | 29 | 14.00 | 11.20 | 14 | 4 | 17 | | E513M18X1.0NO3 |
| 18 | 1.00 | 112 | 29 | 14.00 | 11.20 | 14 | 4 | 17 | | E513M18X1.0NO7 |
| 18 | 1.50 | 112 | 29 | 14.00 | 11.20 | 14 | 4 | 16.5 | | E513M18X1.5NO1 |
| 18 | 1.50 | 112 | 29 | 14.00 | 11.20 | 14 | 4 | 16.5 | | E513M18X1.5NO2 |
| 18 | 1.50 | 112 | 29 | 14.00 | 11.20 | 14 | 4 | 16.5 | | E513M18X1.5NO3 |
| 18 | 1.50 | 112 | 29 | 14.00 | 11.20 | 14 | 4 | 16.5 | | E513M18X1.5NO6 |
| 18 | 1.50 | 112 | 29 | 14.00 | 11.20 | 14 | 4 | 16.5 | | E513M18X1.5NO7 |
| 18 | 2.00 | 112 | 29 | 14.00 | 11.20 | 14 | 4 | 16 | | E513M18X2.0NO1 |
| 18 | 2.00 | 112 | 29 | 14.00 | 11.20 | 14 | 4 | 16 | | E513M18X2.0NO2 |
| 18 | 2.00 | 112 | 29 | 14.00 | 11.20 | 14 | 4 | 16 | | E513M18X2.0NO3 |
| 18 | 2.00 | 112 | 29 | 14.00 | 11.20 | 14 | 4 | 16 | | E513M18X2.0NO7 |
| 20 | 1.00 | 112 | 29 | 14.00 | 11.20 | 14 | 4 | 19 | | E513M20X1.0NO1 |
| 20 | 1.00 | 112 | 29 | 14.00 | 11.20 | 14 | 4 | 19 | | E513M20X1.0NO2 |
| 20 | 1.00 | 112 | 29 | 14.00 | 11.20 | 14 | 4 | 19 | | E513M20X1.0NO3 |
| 20 | 1.00 | 112 | 29 | 14.00 | 11.20 | 14 | 4 | 19 | | E513M20X1.0NO7 |
| 20 | 1.50 | 112 | 29 | 14.00 | 11.20 | 14 | 4 | 18.5 | | E513M20X1.5NO1 |

NO1 I NO6 299

# E513

DORMER

| MF | P mm | $l_1$ mm | $l_2$ mm | $d_2$ Ø mm | a mm | $l_3$ mm | z | ↔ | $l_4$ mm | e-Code |
|---|---|---|---|---|---|---|---|---|---|---|
| 20 | 1.50 | 112 | 29 | 14.00 | 11.20 | 14 | 4 | 18.5 | | E513M20X1.5NO2 |
| 20 | 1.50 | 112 | 29 | 14.00 | 11.20 | 14 | 4 | 18.5 | | E513M20X1.5NO3 |
| 20 | 1.50 | 112 | 29 | 14.00 | 11.20 | 14 | 4 | 18.5 | | E513M20X1.5NO6 |
| 20 | 1.50 | 112 | 29 | 14.00 | 11.20 | 14 | 4 | 18.5 | | E513M20X1.5NO7 |
| 20 | 2.00 | 112 | 29 | 14.00 | 11.20 | 14 | 4 | 18 | | E513M20X2.0NO1 |
| 20 | 2.00 | 112 | 29 | 14.00 | 11.20 | 14 | 4 | 18 | | E513M20X2.0NO2 |
| 20 | 2.00 | 112 | 29 | 14.00 | 11.20 | 14 | 4 | 18 | | E513M20X2.0NO3 |
| 20 | 2.00 | 112 | 29 | 14.00 | 11.20 | 14 | 4 | 18 | | E513M20X2.0NO7 |
| 22 | 1.00 | 118 | 29 | 16.00 | 12.50 | 16 | 4 | 21 | | E513M22X1.0NO2 |
| 22 | 1.00 | 118 | 29 | 16.00 | 12.50 | 16 | 4 | 21 | | E513M22X1.0NO3 |
| 22 | 1.00 | 118 | 29 | 16.00 | 12.50 | 16 | 4 | 21 | | E513M22X1.0NO7 |
| 22 | 1.50 | 118 | 29 | 16.00 | 12.50 | 16 | 4 | 20.5 | | E513M22X1.5NO1 |
| 22 | 1.50 | 118 | 29 | 16.00 | 12.50 | 16 | 4 | 20.5 | | E513M22X1.5NO2 |
| 22 | 1.50 | 118 | 29 | 16.00 | 12.50 | 16 | 4 | 20.5 | | E513M22X1.5NO3 |
| 22 | 1.50 | 118 | 29 | 16.00 | 12.50 | 16 | 4 | 20.5 | | E513M22X1.5NO7 |
| 22 | 2.00 | 118 | 29 | 16.00 | 12.50 | 16 | 4 | 20 | | E513M22X2.0NO1 |
| 22 | 2.00 | 118 | 29 | 16.00 | 12.50 | 16 | 4 | 20 | | E513M22X2.0NO2 |
| 22 | 2.00 | 118 | 29 | 16.00 | 12.50 | 16 | 4 | 20 | | E513M22X2.0NO3 |
| 22 | 2.00 | 118 | 29 | 16.00 | 12.50 | 16 | 4 | 20 | | E513M22X2.0NO7 |
| 24 | 1.00 | 130 | 35 | 18.00 | 14.00 | 18 | 4 | 23 | | E513M24X1.0NO2 |
| 24 | 1.00 | 130 | 35 | 18.00 | 14.00 | 18 | 4 | 23 | | E513M24X1.0NO3 |
| 24 | 1.50 | 130 | 35 | 18.00 | 14.00 | 18 | 4 | 22.5 | | E513M24X1.5NO1 |
| 24 | 1.50 | 130 | 35 | 18.00 | 14.00 | 18 | 4 | 22.5 | | E513M24X1.5NO2 |
| 24 | 1.50 | 130 | 35 | 18.00 | 14.00 | 18 | 4 | 22.5 | | E513M24X1.5NO3 |
| 24 | 1.50 | 130 | 35 | 18.00 | 14.00 | 18 | 4 | 22.5 | | E513M24X1.5NO7 |
| 24 | 2.00 | 130 | 35 | 18.00 | 14.00 | 18 | 4 | 22 | | E513M24X2.0NO1 |
| 24 | 2.00 | 130 | 35 | 18.00 | 14.00 | 18 | 4 | 22 | | E513M24X2.0NO2 |
| 24 | 2.00 | 130 | 35 | 18.00 | 14.00 | 18 | 4 | 22 | | E513M24X2.0NO3 |
| 24 | 2.00 | 130 | 35 | 18.00 | 14.00 | 18 | 4 | 22 | | E513M24X2.0NO7 |
| 25 | 1.50 | 130 | 35 | 18.00 | 14.00 | 18 | 4 | 23.5 | | E513M25X1.5NO1 |
| 25 | 1.50 | 130 | 35 | 18.00 | 14.00 | 18 | 4 | 23.5 | | E513M25X1.5NO2 |
| 25 | 1.50 | 130 | 35 | 18.00 | 14.00 | 18 | 4 | 23.5 | | E513M25X1.5NO3 |
| 25 | 1.50 | 130 | 35 | 18.00 | 14.00 | 18 | 4 | 23.5 | | E513M25X1.5NO6 |
| 25 | 1.50 | 130 | 35 | 18.00 | 14.00 | 18 | 4 | 23.5 | | E513M25X1.5NO7 |
| 26 | 1.50 | 130 | 35 | 18.00 | 14.00 | 18 | 4 | 24.5 | | E513M26X1.5NO2 |
| 26 | 1.50 | 130 | 35 | 18.00 | 14.00 | 18 | 4 | 24.5 | | E513M26X1.5NO3 |
| 27 | 1.50 | 135 | 35 | 20.00 | 16.00 | 20 | 4 | 25.5 | | E513M27X1.5NO2 |
| 27 | 1.50 | 135 | 35 | 20.00 | 16.00 | 20 | 4 | 25.5 | | E513M27X1.5NO3 |
| 27 | 2.00 | 135 | 35 | 20.00 | 16.00 | 20 | 4 | 25 | | E513M27X2.0NO3 |
| 28 | 1.50 | 138 | 35 | 20.00 | 16.00 | 20 | 4 | 26.5 | | E513M28X1.5NO2 |
| 28 | 1.50 | 138 | 35 | 20.00 | 16.00 | 20 | 4 | 26.5 | | E513M28X1.5NO3 |
| 30 | 1.50 | 138 | 41 | 20.00 | 16.00 | 20 | 4 | 28.5 | | E513M30X1.5NO2 |
| 30 | 1.50 | 138 | 41 | 20.00 | 16.00 | 20 | 4 | 28.5 | | E513M30X1.5NO3 |
| 30 | 2.00 | 138 | 41 | 20.00 | 16.00 | 20 | 4 | 28 | | E513M30X2.0NO2 |
| 30 | 2.00 | 138 | 41 | 20.00 | 16.00 | 20 | 4 | 28 | | E513M30X2.0NO3 |
| 32 | 1.50 | 151 | 41 | 22.40 | 18.00 | 22 | 4 | 30.5 | | E513M32X1.5NO1 |
| 32 | 1.50 | 151 | 41 | 22.40 | 18.00 | 22 | 4 | 30.5 | | E513M32X1.5NO2 |
| 32 | 1.50 | 151 | 41 | 22.40 | 18.00 | 22 | 4 | 30.5 | | E513M32X1.5NO3 |
| 33 | 2.00 | 151 | 41 | 22.40 | 18.00 | 22 | 4 | 31 | | E513M33X2.0NO2 |
| 33 | 2.00 | 151 | 41 | 22.40 | 18.00 | 22 | 4 | 31 | | E513M33X2.0NO3 |
| 35 | 1.50 | 162 | 47 | 25.00 | 20.00 | 24 | 4 | 33.5 | | E513M35X1.5NO2 |
| 35 | 1.50 | 162 | 47 | 25.00 | 20.00 | 24 | 4 | 33.5 | | E513M35X1.5NO3 |
| 36 | 1.50 | 162 | 47 | 25.00 | 20.00 | 24 | 4 | 34.5 | | E513M36X1.5NO3 |
| 36 | 2.00 | 162 | 47 | 25.00 | 20.00 | 24 | 4 | 34 | | E513M36X2.0NO2 |
| 36 | 2.00 | 162 | 47 | 25.00 | 20.00 | 24 | 4 | 34 | | E513M36X2.0NO3 |
| 36 | 3.00 | 162 | 47 | 25.00 | 20.00 | 24 | 4 | 33 | | E513M36X3.0NO2 |
| 36 | 3.00 | 162 | 47 | 25.00 | 20.00 | 24 | 4 | 33 | | E513M36X3.0NO3 |
| 39 | 3.00 | 170 | 47 | 28.00 | 22.40 | 26 | 4 | 36 | | E513M39X3.0NO2 |
| 39 | 3.00 | 170 | 47 | 28.00 | 22.40 | 26 | 4 | 36 | | E513M39X3.0NO3 |
| 40 | 1.50 | 170 | 53 | 28.00 | 22.40 | 26 | 6 | 38.5 | | E513M40X1.5NO2 |
| 40 | 1.50 | 170 | 53 | 28.00 | 22.40 | 26 | 6 | 38.5 | | E513M40X1.5NO3 |
| 42 | 1.50 | 170 | 53 | 28.00 | 22.40 | 26 | 6 | 40.5 | | E513M42X1.5NO2 |
| 42 | 1.50 | 170 | 53 | 28.00 | 22.40 | 26 | 6 | 40.5 | | E513M42X1.5NO3 |
| 42 | 3.00 | 170 | 53 | 28.00 | 22.40 | 26 | 6 | 39 | | E513M42X3.0NO3 |
| 45 | 1.50 | 187 | 54 | 31.50 | 25.00 | 28 | 6 | 43.5 | | E513M45X1.5NO2 |
| 45 | 1.50 | 187 | 54 | 31.50 | 25.00 | 28 | 6 | 43.5 | | E513M45X1.5NO3 |
| 48 | 1.50 | 187 | 60 | 31.50 | 25.00 | 28 | 6 | 46.5 | | E513M48X1.5NO3 |
| 48 | 2.00 | 187 | 60 | 31.50 | 25.00 | 28 | 6 | 46 | | E513M48X2.0NO3 |
| 48 | 3.00 | 187 | 60 | 31.50 | 25.00 | 28 | 6 | 45 | | E513M48X3.0NO3 |
| 50 | 1.50 | 187 | 60 | 31.50 | 25.00 | 28 | 6 | 48.5 | | E513M50X1.5NO2 |
| 50 | 1.50 | 187 | 60 | 31.50 | 25.00 | 28 | 6 | 48.5 | | E513M50X1.5NO3 |

NO1 - NO9 299

# E010

- Machine Tap MTT-X
- MTT-X Maschinen-Gewindebohrer
- MTT-X Machinetappen
- MTT-X Tarauds machine
- MTT-X Machos de máquina
- MTT-X Macho de Máquina




MTT-X

## E010




| | | | | | | | | | | | |
|---|---|---|---|---|---|---|---|---|---|---|---|
| ■ | 1.1 | 1.2 | 1.3 | 1.4 | 1.5 | 6.1 | 6.3 | 7.1 | 7.2 | 7.3 | 7.4 |
| ● | 1.6 | 3.1 | 3.2 | 3.3 | 3.4 | 4.1 | 4.2 | 5.1 | 5.2 | 6.2 | 8.1 |

| MF | P mm | $l_1$ mm | $l_2$ mm | $d_2$ Ø mm | a mm | $l_3$ mm | z | ↔ | $l_4$ mm | e-Code |
|---|---|---|---|---|---|---|---|---|---|---|
| 4 | 0.50 | 53 | 17 | 4.00 | 3.15 | 6 | 3 | 3.5 | 14 | E010M4X.5 |
| 5 | 0.50 | 58 | 11 | 5.00 | 4.00 | 7 | 3 | 4.5 | 22 | E010M5X.5 |
| 6 | 0.50 | 66 | 13 | 6.30 | 5.00 | 8 | 3 | 5.5 | 26 | E010M6X.5 |
| 6 | 0.75 | 66 | 13 | 6.30 | 5.00 | 8 | 3 | 5.3 | 26 | E010M6X.75 |
| 8 | 0.75 | 72 | 16 | 8.00 | 6.30 | 9 | 3 | 7.3 | 29 | E010M8X.75 |
| 8 | 1.00 | 72 | 16 | 8.00 | 6.30 | 9 | 3 | 7.0 | 29 | E010M8X1.0 |
| 10 | 1.00 | 80 | 18 | 10.00 | 8.00 | 11 | 3 | 9.0 | 34 | E010M10X1.0 |
| 10 | 1.25 | 80 | 18 | 10.00 | 8.00 | 11 | 3 | 8.8 | 34 | E010M10X1.25 |
| 12 | 1.00 | 89 | 22 | 9.00 | 7.10 | 10 | 3 | 11.0 | | E010M12X1.0 |
| 12 | 1.25 | 89 | 22 | 9.00 | 7.10 | 10 | 3 | 10.8 | | E010M12X1.25 |
| 12 | 1.50 | 89 | 22 | 9.00 | 7.10 | 10 | 3 | 10.5 | | E010M12X1.5 |
| 14 | 1.00 | 95 | 24 | 11.20 | 9.00 | 12 | 3 | 13.0 | | E010M14X1.0 |
| 14 | 1.25 | 95 | 24 | 11.20 | 9.00 | 12 | 3 | 12.8 | | E010M14X1.25 |
| 14 | 1.50 | 95 | 24 | 11.20 | 9.00 | 12 | 3 | 12.5 | | E010M14X1.5 |
| 16 | 1.00 | 102 | 24 | 12.50 | 10.00 | 13 | 3 | 15.0 | | E010M16X1.0 |
| 16 | 1.50 | 102 | 24 | 12.50 | 10.00 | 13 | 3 | 14.5 | | E010M16X1.5 |
| 18 | 1.00 | 112 | 29 | 14.00 | 11.20 | 14 | 4 | 17.0 | | E010M18X1.0 |
| 18 | 1.50 | 112 | 29 | 14.00 | 11.20 | 14 | 4 | 16.5 | | E010M18X1.5 |
| 20 | 1.00 | 112 | 29 | 14.00 | 11.20 | 14 | 4 | 19.0 | | E010M20X1.0 |
| 20 | 1.50 | 112 | 29 | 14.00 | 11.20 | 14 | 4 | 18.5 | | E010M20X1.5 |
| 20 | 2.00 | 112 | 29 | 14.00 | 11.20 | 14 | 4 | 18.0 | | E010M20X2.0 |
| 22 | 1.50 | 118 | 29 | 16.00 | 12.50 | 16 | 4 | 20.5 | | E010M22X1.5 |
| 24 | 1.50 | 130 | 35 | 18.00 | 14.00 | 18 | 4 | 22.5 | | E010M24X1.5 |
| 24 | 2.00 | 130 | 35 | 18.00 | 14.00 | 18 | 4 | 22.0 | | E010M24X2.0 |

# E011

DORMER

- Machine Tap MTT-X
- MTT-X Maschinen-Gewindebohrer
- MTT-X Machinetappen
- MTT-X Tarauds machine
- MTT-X Machos de máquina
- MTT-X Macho de Máquina

MTT-X

## E011




■ 1.1 1.2 1.3 1.4 1.5

● 1.6 2.1 2.2 2.3 3.1 3.2 3.3 3.4

| MF | P mm | $l_1$ mm | $l_2$ mm | $d_2$ Ø mm | a mm | $l_3$ mm | z | ↔ | $l_4$ mm | e-Code |
|---|---|---|---|---|---|---|---|---|---|---|
| **4** | 0.50 | 53 | 17 | 4.00 | 3.15 | 6 | 3 | 3.5 | 14 | **E011M4X.5** |
| **5** | 0.50 | 58 | 11 | 5.00 | 4.00 | 7 | 3 | 4.5 | 22 | **E011M5X.5** |
| **6** | 0.50 | 66 | 13 | 6.30 | 5.00 | 8 | 3 | 5.5 | 26 | **E011M6X.5** |
| **6** | 0.75 | 66 | 13 | 6.30 | 5.00 | 8 | 3 | 5.3 | 26 | **E011M6X.75** |
| **8** | 0.75 | 72 | 16 | 8.00 | 6.30 | 9 | 3 | 7.3 | 29 | **E011M8X.75** |
| **8** | 1.00 | 72 | 16 | 8.00 | 6.30 | 9 | 3 | 7.0 | 29 | **E011M8X1.0** |
| **10** | 1.00 | 80 | 18 | 10.00 | 8.00 | 11 | 3 | 9.0 | 34 | **E011M10X1.0** |
| **10** | 1.25 | 80 | 18 | 10.00 | 8.00 | 11 | 3 | 8.8 | 34 | **E011M10X1.25** |
| **12** | 1.00 | 89 | 22 | 9.00 | 7.10 | 10 | 3 | 11.0 | | **E011M12X1.0** |
| **12** | 1.25 | 89 | 22 | 9.00 | 7.10 | 10 | 3 | 10.8 | | **E011M12X1.25** |
| **12** | 1.50 | 89 | 22 | 9.00 | 7.10 | 10 | 3 | 10.5 | | **E011M12X1.5** |
| **14** | 1.00 | 95 | 24 | 11.20 | 9.00 | 12 | 3 | 13.0 | | **E011M14X1.0** |
| **14** | 1.25 | 95 | 24 | 11.20 | 9.00 | 12 | 3 | 12.8 | | **E011M14X1.25** |
| **14** | 1.50 | 95 | 24 | 11.20 | 9.00 | 12 | 3 | 12.5 | | **E011M14X1.5** |
| **16** | 1.00 | 102 | 24 | 12.50 | 10.00 | 13 | 3 | 15.0 | | **E011M16X1.0** |
| **16** | 1.50 | 102 | 24 | 12.50 | 10.00 | 13 | 3 | 14.5 | | **E011M16X1.5** |
| **18** | 1.00 | 112 | 29 | 14.00 | 11.20 | 14 | 4 | 17.0 | | **E011M18X1.0** |
| **18** | 1.50 | 112 | 29 | 14.00 | 11.20 | 14 | 4 | 16.5 | | **E011M18X1.5** |
| **20** | 1.00 | 112 | 29 | 14.00 | 11.20 | 14 | 4 | 19.0 | | **E011M20X1.0** |
| **20** | 1.50 | 112 | 29 | 14.00 | 11.20 | 14 | 4 | 18.5 | | **E011M20X1.5** |
| **20** | 2.00 | 112 | 29 | 14.00 | 11.20 | 14 | 4 | 18.0 | | **E011M20X2.0** |
| **22** | 1.50 | 118 | 29 | 16.00 | 12.50 | 16 | 4 | 20.5 | | **E011M22X1.5** |
| **24** | 1.50 | 130 | 35 | 18.00 | 14.00 | 18 | 4 | 22.5 | | **E011M24X1.5** |
| **24** | 2.00 | 130 | 35 | 18.00 | 14.00 | 18 | 4 | 22.0 | | **E011M24X2.0** |

# E012

- Machine Tap MTT-X
- MTT-X Maschinen-Gewindebohrer
- MTT-X Machinetappen
- MTT-X Taraud machine avec conicité arrière
- MTT-X Machos de máquina
- MTT-X Macho de Máquina




MTT-X

## E012

■ 1.1 1.2 1.3 1.4 1.5 7.1 7.2 7.3 7.4

● 4.1 4.2 5.1 5.2 8.1

| MF | P mm | $l_1$ mm | $l_2$ mm | $d_2$ Ø mm | a mm | $l_3$ mm | z | | $l_4$ mm | e-Code |
|---|---|---|---|---|---|---|---|---|---|---|
| 4 | 0.50 | 53 | 7 | 4.0 | 3.15 | 6 | 3 | 3.5 | 19 | E012M4X.5 |
| 5 | 0.50 | 58 | 8 | 5.0 | 4.0 | 7 | 3 | 4.5 | 22 | E012M5X.5 |
| 6 | 0.50 | 66 | 10 | 6.3 | 5.0 | 8 | 3 | 5.5 | 27 | E012M6X.5 |
| 6 | 0.75 | 66 | 10 | 6.3 | 5.0 | 8 | 3 | 5.3 | 27 | E012M6X.75 |
| 8 | 0.75 | 72 | 12 | 8.0 | 6.3 | 9 | 3 | 7.3 | 31 | E012M8X.75 |
| 8 | 1.00 | 72 | 12 | 8.0 | 6.3 | 9 | 3 | 7.0 | 31 | E012M8X1.0 |
| 10 | 1.00 | 80 | 15 | 10.0 | 8.0 | 11 | 3 | 9.0 | 35 | E012M10X1.0 |
| 10 | 1.25 | 80 | 15 | 10.0 | 8.0 | 11 | 3 | 8.8 | 35 | E012M10X1.25 |
| 12 | 1.00 | 89 | 16 | 9.0 | 7.1 | 10 | 3 | 11.0 | | E012M12X1.0 |
| 12 | 1.25 | 89 | 16 | 9.0 | 7.1 | 10 | 3 | 10.8 | | E012M12X1.25 |
| 12 | 1.50 | 89 | 16 | 9.0 | 7.1 | 10 | 3 | 10.5 | | E012M12X1.5 |
| 14 | 1.50 | 95 | 18 | 11.2 | 9.0 | 12 | 3 | 12.5 | | E012M14X1.5 |
| 16 | 1.00 | 102 | 18 | 12.5 | 10.0 | 13 | 4 | 15.0 | | E012M16X1.0 |
| 16 | 1.50 | 102 | 18 | 12.5 | 10.0 | 13 | 4 | 14.5 | | E012M16X1.5 |
| 18 | 1.50 | 112 | 29 | 14.0 | 11.2 | 14 | 4 | 16.5 | | E012M18X1.5 |
| 20 | 1.50 | 112 | 29 | 14.0 | 11.2 | 14 | 4 | 18.5 | | E012M20X1.5 |
| 22 | 1.50 | 118 | 29 | 16.0 | 12.5 | 16 | 4 | 20.5 | | E012M22X1.5 |

# E013

- Machine Tap MTT-X
- MTT-X Taraud machine avec conicité arrière
- MTT-X Maschinen-Gewindebohrer
- MTT-X Machos de máquina
- MTT-X Machinetappen
- MTT-X Macho de Máquina

MTT-X

## E013

■ 1.1 1.2 1.3 1.4 1.5

● 2.1 2.2 2.3

| MF | P mm | $l_1$ mm | $l_2$ mm | $d_2$ Ø mm | a mm | $l_3$ mm | z | | $l_4$ mm | e-Code |
|---|---|---|---|---|---|---|---|---|---|---|
| 4 | 0.50 | 53 | 7 | 4.0 | 3.15 | 6 | 3 | 3.5 | 19 | E013M4X.5 |
| 5 | 0.50 | 58 | 8 | 5.0 | 4.0 | 7 | 3 | 4.5 | 22 | E013M5X.5 |
| 6 | 0.50 | 66 | 10 | 6.3 | 5.0 | 8 | 3 | 5.5 | 27 | E013M6X.5 |
| 6 | 0.75 | 66 | 10 | 6.3 | 5.0 | 8 | 3 | 5.3 | 27 | E013M6X.75 |
| 8 | 0.75 | 72 | 12 | 8.0 | 6.3 | 9 | 3 | 7.3 | 31 | E013M8X.75 |
| 8 | 1.00 | 72 | 12 | 8.0 | 6.3 | 9 | 3 | 7.0 | 31 | E013M8X1.0 |
| 10 | 1.00 | 80 | 15 | 10.0 | 8.0 | 11 | 3 | 9.0 | 35 | E013M10X1.0 |
| 10 | 1.25 | 80 | 15 | 10.0 | 8.0 | 11 | 3 | 8.8 | 35 | E013M10X1.25 |
| 12 | 1.00 | 89 | 16 | 9.0 | 7.1 | 10 | 3 | 11.0 | | E013M12X1.0 |
| 12 | 1.25 | 89 | 16 | 9.0 | 7.1 | 10 | 3 | 10.8 | | E013M12X1.25 |
| 12 | 1.50 | 89 | 16 | 9.0 | 7.1 | 10 | 3 | 10.5 | | E013M12X1.5 |
| 14 | 1.50 | 95 | 18 | 11.2 | 9.0 | 12 | 3 | 12.5 | | E013M14X1.5 |
| 16 | 1.00 | 102 | 18 | 12.5 | 10.0 | 13 | 4 | 15.0 | | E013M16X1.0 |
| 16 | 1.50 | 102 | 18 | 12.5 | 10.0 | 13 | 4 | 14.5 | | E013M16X1.5 |
| 18 | 1.50 | 112 | 29 | 14.0 | 11.2 | 14 | 4 | 16.5 | | E013M18X1.5 |
| 20 | 1.50 | 112 | 29 | 14.0 | 11.2 | 14 | 4 | 18.5 | | E013M20X1.5 |
| 22 | 1.50 | 118 | 29 | 16.0 | 12.5 | 16 | 4 | 20.5 | | E013M22X1.5 |

# E564

- Machine Tap
- Maschinen-Gewindeformer
- Roltappen
- Tarauds machine
- Machos de máquina
- Macho de Máquina




## E564




■ 1.1 1.2 1.3 1.4 2.1 2.2 4.1 5.1 7.3

● 1.5 2.3 5.2 6.1 6.3 7.1 7.2 7.4

| MF | P mm | $l_1$ mm | $l_2$ mm | $d_2$ Ø mm | a mm | $l_3$ mm | ↔ | $l_4$ mm | e-Code |
|---|---|---|---|---|---|---|---|---|---|
| **5** | 0.50 | 58 | 11 | 5.00 | 4.00 | 7 | 4.8 | 22 | **E564M5X.5** |
| **6** | 0.75 | 66 | 13 | 6.30 | 5.00 | 8 | 5.7 | 26 | **E564M6X.75** |
| **8** | 0.75 | 72 | 16 | 8.00 | 6.30 | 9 | 7.7 | 29 | **E564M8X.75** |
| **8** | 1.00 | 72 | 16 | 8.00 | 6.30 | 9 | 7.5 | 29 | **E564M8X1.0** |
| **10** | 1.00 | 80 | 18 | 10.00 | 8.00 | 11 | 9.5 | 34 | **E564M10X1.0** |
| **10** | 1.25 | 80 | 18 | 10.00 | 8.00 | 11 | 9.4 | 34 | **E564M10X1.25** |
| **12** | 1.00 | 89 | 22 | 9.00 | 7.10 | 10 | 11.5 | | **E564M12X1.0** |
| **12** | 1.25 | 89 | 22 | 9.00 | 7.10 | 10 | 11.4 | | **E564M12X1.25** |
| **12** | 1.50 | 89 | 22 | 9.00 | 7.10 | 10 | 11.3 | | **E564M12X1.5** |
| **14** | 1.00 | 95 | 24 | 11.20 | 9.00 | 12 | 13.5 | | **E564M14X1.0** |
| **14** | 1.25 | 95 | 24 | 11.20 | 9.00 | 12 | 13.4 | | **E564M14X1.25** |
| **14** | 1.50 | 95 | 24 | 11.20 | 9.00 | 12 | 13.3 | | **E564M14X1.5** |
| **16** | 1.50 | 102 | 24 | 12.50 | 10.00 | 13 | 15.25 | | **E564M16X1.5** |

# E059

- Machine Tap MTT-X
- MTT-X Maschinen-Gewindebohrer
- MTT-X Machinetappen
- MTT-X Tarauds machine
- MTT-X Machos de máquina
- MTT-X Macho de Máquina




MTT-X

## E059

UNC | HSCo | TiAlN | ISO 529 | 2B | 2xD | C 2 - 3

■ 3.1 3.2 3.3 8.2

● 3.4 6.2 6.4 7.4

| UNC | TPI | $d_1$ nom mm | $l_1$ mm | $l_2$ mm | $d_2$ Ø mm | a mm | $l_3$ mm | z | | $l_4$ mm | e-Code |
|---|---|---|---|---|---|---|---|---|---|---|---|
| **1/4** | 20 | 6.35 | 66 | 13 | 6.30 | 5.00 | 8 | 4 | 5.1 | 26 | **E0591/4** |
| **5/16** | 18 | 7.94 | 72 | 16 | 8.00 | 6.30 | 9 | 4 | 6.6 | 29 | **E0595/16** |
| **3/8** | 16 | 9.53 | 80 | 18 | 10.00 | 8.00 | 11 | 4 | 8 | 32 | **E0593/8** |
| **1/2** | 13 | 12.70 | 89 | 22 | 9.00 | 7.10 | 10 | 4 | 10.8 | | **E0591/2** |
| **5/8** | 11 | 15.88 | 102 | 24 | 12.50 | 10.00 | 13 | 4 | 13.5 | | **E0595/8** |
| **3/4** | 10 | 19.05 | 112 | 29 | 14.00 | 11.20 | 14 | 4 | 16.5 | | **E0593/4** |

# E515

- Machine Tap
- Maschinen-Gewindebohrer
- Machinetappen
- Tarauds machine
- Machos de máquina
- Macho de Máquina




L120 397

## E515

UNC | HSS | ISO 529 | 2B | 1.5xD

1.1 1.2 1.3 1.4 1.5 3.1 3.2 3.3 3.4 6.1 6.2 6.3 6.4 7.2 7.3 7.4 8.2 8.3

| UNC | TPI | $d_1$ nom mm | $l_1$ mm | $l_2$ mm | $d_2$ Ø mm | a mm | $l_3$ mm | z | | $l_4$ mm | e-Code |
|---|---|---|---|---|---|---|---|---|---|---|---|
| 1 | 64 | 1.854 | 41 | 8 | 2.50 | 2.00 | 4 | 2 | 1.55 | 8 | E5151-64NO1 |
| 1 | 64 | 1.854 | 41 | 8 | 2.50 | 2.00 | 4 | 2 | 1.55 | 8 | E5151-64NO2 |
| 1 | 64 | 1.854 | 41 | 8 | 2.50 | 2.00 | 4 | 2 | 1.55 | 8 | E5151-64NO3 |
| 1 | 64 | 1.854 | 41 | 8 | 2.50 | 2.00 | 4 | 2 | 1.55 | 8 | E5151-64NO6 |
| 2 | 56 | 2.184 | 44.5 | 9.5 | 2.80 | 2.24 | 5 | 3 | 1.85 | 9.5 | E5152-56NO1 |
| 2 | 56 | 2.184 | 44.5 | 9.5 | 2.80 | 2.24 | 5 | 3 | 1.85 | 9.5 | E5152-56NO2 |
| 2 | 56 | 2.184 | 44.5 | 9.5 | 2.80 | 2.24 | 5 | 3 | 1.85 | 9.5 | E5152-56NO3 |
| 2 | 56 | 2.184 | 44.5 | 9.5 | 2.80 | 2.24 | 5 | 3 | 1.85 | 9.5 | E5152-56NO6 |
| 3 | 48 | 2.515 | 44.5 | 9.5 | 2.80 | 2.24 | 5 | 3 | 2.1 | 9.5 | E5153-48NO1 |
| 3 | 48 | 2.515 | 44.5 | 9.5 | 2.80 | 2.24 | 5 | 3 | 2.1 | 9.5 | E5153-48NO2 |
| 3 | 48 | 2.515 | 44.5 | 9.5 | 2.80 | 2.24 | 5 | 3 | 2.1 | 9.5 | E5153-48NO3 |
| 3 | 48 | 2.515 | 44.5 | 9.5 | 2.80 | 2.24 | 5 | 3 | 2.1 | 9.5 | E5153-48NO6 |
| 4 | 40 | 2.845 | 48 | 12.5 | 3.15 | 2.50 | 5 | 3 | 2.35 | 12.5 | E5154-40NO1 |
| 4 | 40 | 2.845 | 48 | 12.5 | 3.15 | 2.50 | 5 | 3 | 2.35 | 12.5 | E5154-40NO2 |
| 4 | 40 | 2.845 | 48 | 12.5 | 3.15 | 2.50 | 5 | 3 | 2.35 | 12.5 | E5154-40NO3 |
| 4 | 40 | 2.845 | 48 | 12.5 | 3.15 | 2.50 | 5 | 3 | 2.35 | 12.5 | E5154-40NO6 |
| 5 | 40 | 3.175 | 48 | 12.5 | 3.15 | 2.50 | 5 | 3 | 2.65 | 12.5 | E5155-40NO1 |
| 5 | 40 | 3.175 | 48 | 12.5 | 3.15 | 2.50 | 5 | 3 | 2.65 | 12.5 | E5155-40NO2 |
| 5 | 40 | 3.175 | 48 | 12.5 | 3.15 | 2.50 | 5 | 3 | 2.65 | 12.5 | E5155-40NO3 |
| 5 | 40 | 3.175 | 48 | 12.5 | 3.15 | 2.50 | 5 | 3 | 2.65 | 12.5 | E5155-40NO6 |
| 6 | 32 | 3.505 | 50 | 14 | 3.55 | 2.80 | 5 | 3 | 2.85 | 14 | E5156-32NO1 |
| 6 | 32 | 3.505 | 50 | 14 | 3.55 | 2.80 | 5 | 3 | 2.85 | 14 | E5156-32NO2 |
| 6 | 32 | 3.505 | 50 | 14 | 3.55 | 2.80 | 5 | 3 | 2.85 | 14 | E5156-32NO3 |
| 6 | 32 | 3.505 | 50 | 14 | 3.55 | 2.80 | 5 | 3 | 2.85 | 14 | E5156-32NO6 |
| 8 | 32 | 4.166 | 53 | 9.5 | 4.50 | 3.55 | 6 | 3 | 3.5 | 17 | E5158-32NO1 |
| 8 | 32 | 4.166 | 53 | 9.5 | 4.50 | 3.55 | 6 | 3 | 3.5 | 17 | E5158-32NO2 |
| 8 | 32 | 4.166 | 53 | 9.5 | 4.50 | 3.55 | 6 | 3 | 3.5 | 17 | E5158-32NO3 |
| 8 | 32 | 4.166 | 53 | 9.5 | 4.50 | 3.55 | 6 | 3 | 3.5 | 17 | E5158-32NO6 |
| 10 | 24 | 4.826 | 58 | 11 | 5.00 | 4.00 | 7 | 3 | 3.9 | 20 | E51510-24NO1 |
| 10 | 24 | 4.826 | 58 | 11 | 5.00 | 4.00 | 7 | 3 | 3.9 | 20 | E51510-24NO2 |
| 10 | 24 | 4.826 | 58 | 11 | 5.00 | 4.00 | 7 | 3 | 3.9 | 20 | E51510-24NO3 |
| 10 | 24 | 4.826 | 58 | 11 | 5.00 | 4.00 | 7 | 3 | 3.9 | 20 | E51510-24NO6 |
| 12 | 24 | 5.486 | 62 | 12 | 5.60 | 4.50 | 7 | 3 | 4.5 | 21 | E51512-24NO1 |
| 12 | 24 | 5.486 | 62 | 12 | 5.60 | 4.50 | 7 | 3 | 4.5 | 21 | E51512-24NO2 |
| 12 | 24 | 5.486 | 62 | 12 | 5.60 | 4.50 | 7 | 3 | 4.5 | 21 | E51512-24NO3 |
| 12 | 24 | 5.486 | 62 | 12 | 5.60 | 4.50 | 7 | 3 | 4.5 | 21 | E51512-24NO6 |
| 1/4 | 20 | 6.350 | 66 | 13 | 6.30 | 5.00 | 8 | 3 | 5.1 | 26 | E5151/4NO1 |
| 1/4 | 20 | 6.350 | 66 | 13 | 6.30 | 5.00 | 8 | 3 | 5.1 | 26 | E5151/4NO2 |
| 1/4 | 20 | 6.350 | 66 | 13 | 6.30 | 5.00 | 8 | 3 | 5.1 | 26 | E5151/4NO3 |
| 1/4 | 20 | 6.350 | 66 | 13 | 6.30 | 5.00 | 8 | 3 | 5.1 | 26 | E5151/4NO6 |
| 5/16 | 18 | 7.938 | 72 | 16 | 8.00 | 6.30 | 9 | 3 | 6.6 | 29 | E5155/16NO1 |
| 5/16 | 18 | 7.938 | 72 | 16 | 8.00 | 6.30 | 9 | 3 | 6.6 | 29 | E5155/16NO2 |
| 5/16 | 18 | 7.938 | 72 | 16 | 8.00 | 6.30 | 9 | 3 | 6.6 | 29 | E5155/16NO3 |
| 5/16 | 18 | 7.938 | 72 | 16 | 8.00 | 6.30 | 9 | 3 | 6.6 | 29 | E5155/16NO6 |
| 3/8 | 16 | 9.525 | 80 | 18 | 10.00 | 8.00 | 11 | 3 | 8 | 32 | E5153/8NO1 |
| 3/8 | 16 | 9.525 | 80 | 18 | 10.00 | 8.00 | 11 | 3 | 8 | 32 | E5153/8NO2 |

NO1 – NO9 299

# E515

DORMER

| UNC | TPI | $d_1$ nom mm | $l_1$ mm | $l_2$ mm | $d_2$ Ø mm | a mm | $l_3$ mm | z | ↔ | $l_4$ mm | e-Code |
|---|---|---|---|---|---|---|---|---|---|---|---|
| **3/8** | 16 | 9.525 | 80 | 18 | 10.00 | 8.00 | 11 | 3 | 8 | 32 | **E5153/8NO3** |
| **3/8** | 16 | 9.525 | 80 | 18 | 10.00 | 8.00 | 11 | 3 | 8 | 32 | **E5153/8NO6** |
| **7/16** | 14 | 11.112 | 85 | 19 | 8.00 | 6.30 | 9 | 3 | 9.4 | | **E5157/16NO1** |
| **7/16** | 14 | 11.112 | 85 | 19 | 8.00 | 6.30 | 9 | 3 | 9.4 | | **E5157/16NO2** |
| **7/16** | 14 | 11.112 | 85 | 19 | 8.00 | 6.30 | 9 | 3 | 9.4 | | **E5157/16NO3** |
| **7/16** | 14 | 11.112 | 85 | 19 | 8.00 | 6.30 | 9 | 3 | 9.4 | | **E5157/16NO6** |
| **1/2** | 13 | 12.700 | 89 | 22 | 9.00 | 7.10 | 10 | 3 | 10.8 | | **E5151/2NO1** |
| **1/2** | 13 | 12.700 | 89 | 22 | 9.00 | 7.10 | 10 | 3 | 10.8 | | **E5151/2NO2** |
| **1/2** | 13 | 12.700 | 89 | 22 | 9.00 | 7.10 | 10 | 3 | 10.8 | | **E5151/2NO3** |
| **1/2** | 13 | 12.700 | 89 | 22 | 9.00 | 7.10 | 10 | 3 | 10.8 | | **E5151/2NO6** |
| **9/16** | 12 | 14.288 | 95 | 24 | 11.20 | 9.00 | 12 | 4 | 12.2 | | **E5159/16NO1** |
| **9/16** | 12 | 14.288 | 95 | 24 | 11.20 | 9.00 | 12 | 4 | 12.2 | | **E5159/16NO2** |
| **9/16** | 12 | 14.288 | 95 | 24 | 11.20 | 9.00 | 12 | 4 | 12.2 | | **E5159/16NO3** |
| **9/16** | 12 | 14.288 | 95 | 24 | 11.20 | 9.00 | 12 | 4 | 12.2 | | **E5159/16NO6** |
| **5/8** | 11 | 15.875 | 102 | 24 | 12.50 | 10.00 | 13 | 4 | 13.5 | | **E5155/8NO1** |
| **5/8** | 11 | 15.875 | 102 | 24 | 12.50 | 10.00 | 13 | 4 | 13.5 | | **E5155/8NO2** |
| **5/8** | 11 | 15.875 | 102 | 24 | 12.50 | 10.00 | 13 | 4 | 13.5 | | **E5155/8NO3** |
| **5/8** | 11 | 15.875 | 102 | 24 | 12.50 | 10.00 | 13 | 4 | 13.5 | | **E5155/8NO6** |
| **3/4** | 10 | 19.050 | 112 | 29 | 14.00 | 11.20 | 14 | 4 | 16.5 | | **E5153/4NO1** |
| **3/4** | 10 | 19.050 | 112 | 29 | 14.00 | 11.20 | 14 | 4 | 16.5 | | **E5153/4NO2** |
| **3/4** | 10 | 19.050 | 112 | 29 | 14.00 | 11.20 | 14 | 4 | 16.5 | | **E5153/4NO3** |
| **3/4** | 10 | 19.050 | 112 | 29 | 14.00 | 11.20 | 14 | 4 | 16.5 | | **E5153/4NO6** |
| **7/8** | 9 | 22.225 | 118 | 29 | 16.00 | 12.50 | 16 | 4 | 19.5 | | **E5157/8NO1** |
| **7/8** | 9 | 22.225 | 118 | 29 | 16.00 | 12.50 | 16 | 4 | 19.5 | | **E5157/8NO2** |
| **7/8** | 9 | 22.225 | 118 | 29 | 16.00 | 12.50 | 16 | 4 | 19.5 | | **E5157/8NO3** |
| **7/8** | 9 | 22.225 | 118 | 29 | 16.00 | 12.50 | 16 | 4 | 19.5 | | **E5157/8NO6** |
| **1“** | 8 | 25.400 | 130 | 35 | 18.00 | 14.00 | 18 | 4 | 22.25 | | **E5151NO3** |
| **1“** | 8 | 25.400 | 130 | 35 | 18.00 | 14.00 | 18 | 4 | 22.25 | | **E5151NO1** |
| **1“** | 8 | 25.400 | 130 | 35 | 18.00 | 14.00 | 18 | 4 | 22.25 | | **E5151NO2** |
| **1“** | 8 | 25.400 | 130 | 35 | 18.00 | 14.00 | 18 | 4 | 22.25 | | **E5151NO6** |
| **1.1/8** | 7 | 28.575 | 138 | 35 | 20.00 | 16.00 | 20 | 4 | 25 | | **E5151.1/8NO1** |
| **1.1/8** | 7 | 28.575 | 138 | 35 | 20.00 | 16.00 | 20 | 4 | 25 | | **E5151.1/8NO2** |
| **1.1/8** | 7 | 28.575 | 138 | 35 | 20.00 | 16.00 | 20 | 4 | 25 | | **E5151.1/8NO3** |
| **1.1/4** | 7 | 31.750 | 151 | 41 | 22.40 | 18.00 | 22 | 4 | 28 | | **E5151.1/4NO1** |
| **1.1/4** | 7 | 31.750 | 151 | 41 | 22.40 | 18.00 | 22 | 4 | 28 | | **E5151.1/4NO2** |
| **1.1/4** | 7 | 31.750 | 151 | 41 | 22.40 | 18.00 | 22 | 4 | 28 | | **E5151.1/4NO3** |
| **1.3/8** | 6 | 34.925 | 162 | 47 | 25.00 | 20.00 | 24 | 4 | 30.75 | | **E5151.3/8NO1** |
| **1.3/8** | 6 | 34.925 | 162 | 47 | 25.00 | 20.00 | 24 | 4 | 30.75 | | **E5151.3/8NO2** |
| **1.3/8** | 6 | 34.925 | 162 | 47 | 25.00 | 20.00 | 24 | 4 | 30.75 | | **E5151.3/8NO3** |
| **1.1/2** | 6 | 38.100 | 170 | 47 | 28.00 | 22.40 | 26 | 4 | 34 | | **E5151.1/2NO1** |
| **1.1/2** | 6 | 38.100 | 170 | 47 | 28.00 | 22.40 | 26 | 4 | 34 | | **E5151.1/2NO2** |
| **1.1/2** | 6 | 38.100 | 170 | 47 | 28.00 | 22.40 | 26 | 4 | 34 | | **E5151.1/2NO3** |
| **1.3/4** | 5 | 44.450 | 187 | 54 | 31.50 | 25.00 | 28 | 6 | 39.5 | | **E5151.3/4NO1** |
| **1.3/4** | 5 | 44.450 | 187 | 54 | 31.50 | 25.00 | 28 | 6 | 39.5 | | **E5151.3/4NO2** |
| **1.3/4** | 5 | 44.450 | 187 | 54 | 31.50 | 25.00 | 28 | 6 | 39.5 | | **E5151.3/4NO3** |
| **2** | 4.5 | 50.800 | 200 | 60 | 35.50 | 28.00 | 31 | 6 | 45 | | **E5152NO3** |
| **2“** | 4.5 | 50.800 | 200 | 60 | 35.50 | 28.00 | 31 | 6 | 45 | | **E5152NO1** |
| **2“** | 4.5 | 50.800 | 200 | 60 | 35.50 | 28.00 | 31 | 6 | 45 | | **E5152NO2** |

NO1 – NO6 299

# E517

- Machine Tap
- Tarauds machine
- Maschinen-Gewindebohrer
- Machos de máquina
- Machinetappen
- Macho de Máquina




## E517

■ 3.1 3.2 3.3

● 1.1 1.2 1.3 1.4 1.5 3.4 6.2 6.3 6.4 7.2 7.3 7.4 8.2 8.3

| UNC | TPI | $d_1$ nom mm | $l_1$ mm | $l_2$ mm | $d_2$ Ø mm | a mm | $l_3$ mm | z | ↔ | $l_4$ mm | e-Code |
|---|---|---|---|---|---|---|---|---|---|---|---|
| 6 | 32 | 3.505 | 50 | 14 | 3.55 | 2.80 | 5 | 3 | 2.85 | 14 | E5176-32 |
| 6 | 32 | 3.505 | 50 | 14 | 3.55 | 2.80 | 5 | 3 | 2.85 | 14 | E5176-32NO2 |
| 8 | 32 | 4.166 | 53 | 9.5 | 4.50 | 3.55 | 6 | 3 | 3.5 | 17 | E5178-32 |
| 8 | 32 | 4.166 | 53 | 9.5 | 4.50 | 3.55 | 6 | 3 | 3.5 | 17 | E5178-32NO2 |
| 10 | 24 | 4.826 | 58 | 11 | 5.00 | 4.00 | 7 | 3 | 3.9 | 20 | E51710-24 |
| 10 | 24 | 4.826 | 58 | 11 | 5.00 | 4.00 | 7 | 3 | 3.9 | 20 | E51710-24NO2 |
| 12 | 24 | 5.486 | 62 | 12 | 5.60 | 4.50 | 7 | 3 | 4.5 | 21 | E51712-24 |
| 12 | 24 | 5.486 | 62 | 12 | 5.60 | 4.50 | 7 | 3 | 4.5 | 21 | E51712-24NO2 |
| 1/4 | 20 | 6.350 | 66 | 13 | 6.30 | 5.00 | 8 | 3 | 5.1 | 26 | E5171/4 |
| 1/4 | 20 | 6.350 | 66 | 13 | 6.30 | 5.00 | 8 | 3 | 5.1 | 26 | E5171/4NO2 |
| 5/16 | 18 | 7.938 | 72 | 16 | 8.00 | 6.30 | 9 | 3 | 6.6 | 29 | E5175/16 |
| 5/16 | 18 | 7.938 | 72 | 16 | 8.00 | 6.30 | 9 | 3 | 6.6 | 29 | E5175/16NO2 |
| 3/8 | 16 | 9.525 | 80 | 18 | 10.00 | 8.00 | 11 | 3 | 8 | 32 | E5173/8 |
| 3/8 | 16 | 9.525 | 80 | 18 | 10.00 | 8.00 | 11 | 3 | 8 | 32 | E5173/8NO2 |
| 7/16 | 14 | 11.112 | 85 | 19 | 8.00 | 6.30 | 9 | 3 | 9.4 | | E5177/16 |
| 7/16 | 14 | 11.112 | 85 | 19 | 8.00 | 6.30 | 9 | 3 | 9.4 | | E5177/16NO2 |
| 1/2 | 13 | 12.700 | 89 | 22 | 9.00 | 7.10 | 10 | 3 | 10.8 | | E5171/2 |
| 1/2 | 13 | 12.700 | 89 | 22 | 9.00 | 7.10 | 10 | 3 | 10.8 | | E5171/2NO2 |
| 9/16 | 12 | 14.288 | 95 | 24 | 11.20 | 9.00 | 12 | 4 | 12.2 | | E5179/16 |
| 9/16 | 12 | 14.288 | 95 | 24 | 11.20 | 9.00 | 12 | 4 | 12.2 | | E5179/16NO2 |
| 5/8 | 11 | 15.875 | 102 | 24 | 12.50 | 10.00 | 13 | 4 | 13.5 | | E5175/8 |
| 5/8 | 11 | 15.875 | 102 | 24 | 12.50 | 10.00 | 13 | 4 | 13.5 | | E5175/8NO2 |

NO1 – NO9 299

# E020

- Machine Tap MTT-X
- MTT-X Maschinen-Gewindebohrer
- MTT-X Machinetappen
- MTT-X Tarauds machine
- MTT-X Machos de máquina
- MTT-X Macho de Máquina




MTT-X

## E020




■ 1.1 1.2 1.3 1.4 1.5 6.1 6.3 7.1 7.2 7.3 7.4

● 1.6 3.1 3.2 3.3 3.4 4.1 4.2 5.1 5.2 6.2 8.1

| UNC | TPI | $d_1$ nom mm | $l_1$ mm | $l_2$ mm | $d_2$ Ø mm | a mm | $l_3$ mm | z | | $l_4$ mm | e-Code |
|---|---|---|---|---|---|---|---|---|---|---|---|
| **2** | 56 | 2.184 | 44.5 | 9.5 | 2.80 | 2.24 | 5 | 3 | 1.85 | 9.5 | **E0202-56** |
| **4** | 40 | 2.845 | 48 | 14 | 3.15 | 2.50 | 5 | 3 | 2.35 | 14 | **E0204-40** |
| **5** | 40 | 3.175 | 48 | 12.5 | 3.15 | 2.50 | 5 | 3 | 2.65 | 12.5 | **E0205-40** |
| **6** | 32 | 3.505 | 50 | 16 | 3.55 | 2.80 | 5 | 3 | 2.85 | 16 | **E0206-32** |
| **8** | 32 | 4.166 | 53 | 9.5 | 4.50 | 3.55 | 6 | 3 | 3.50 | 17 | **E0208-32** |
| **10** | 24 | 4.826 | 58 | 11 | 5.00 | 4.00 | 7 | 3 | 3.90 | 20 | **E02010-24** |
| **12** | 24 | 5.486 | 62 | 12 | 5.60 | 4.50 | 7 | 3 | 4.50 | 21 | **E02012-24** |
| **1/4** | 20 | 6.350 | 66 | 13 | 6.30 | 5.00 | 8 | 3 | 5.10 | 26 | **E0201/4** |
| **5/16** | 18 | 7.938 | 72 | 16 | 8.00 | 6.30 | 9 | 3 | 6.60 | 29 | **E0205/16** |
| **3/8** | 16 | 9.525 | 80 | 18 | 10.00 | 8.00 | 11 | 3 | 8.00 | 32 | **E0203/8** |
| **7/16** | 14 | 11.112 | 85 | 19 | 8.00 | 6.30 | 9 | 3 | 9.40 | | **E0207/16** |
| **1/2** | 13 | 12.700 | 89 | 22 | 9.00 | 7.10 | 10 | 3 | 10.80 | | **E0201/2** |
| **5/8** | 11 | 15.875 | 102 | 24 | 12.50 | 10.00 | 13 | 3 | 13.50 | | **E0205/8** |
| **3/4** | 10 | 19.050 | 112 | 29 | 14.00 | 11.20 | 14 | 4 | 16.50 | | **E0203/4** |
| **7/8** | 9 | 22.225 | 118 | 29 | 16.00 | 12.50 | 16 | 4 | 19.50 | | **E0207/8** |
| **1“** | 8 | 25.400 | 130 | 35 | 18.00 | 14.00 | 18 | 4 | 22.25 | | **E0201** |

# E021

- Machine Tap MTT-X
- MTT-X Maschinen-Gewindebohrer
- MTT-X Machinetappen
- MTT-X Tarauds machine
- MTT-X Machos de máquina
- MTT-X Macho de Máquina

MTT-X

## E021




■ 1.1 1.2 1.3 1.4 1.5

● 1.6 2.1 2.2 2.3 3.1 3.2 3.3 3.4

| UNC | TPI | $d_1$ nom mm | $l_1$ mm | $l_2$ mm | $d_2$ Ø mm | a mm | $l_3$ mm | z | ↔ | $l_4$ mm | e-Code |
|---|---|---|---|---|---|---|---|---|---|---|---|
| **2** | 56 | 2.184 | 44.5 | 9.5 | 2.80 | 2.24 | 5 | 3 | 1.85 | 9.5 | **E0212-56** |
| **4** | 40 | 2.845 | 48 | 14 | 3.15 | 2.50 | 5 | 3 | 2.35 | 14 | **E0214-40** |
| **5** | 40 | 3.175 | 48 | 12.5 | 3.15 | 2.50 | 5 | 3 | 2.65 | 12.5 | **E0215-40** |
| **6** | 32 | 3.505 | 50 | 16 | 3.55 | 2.80 | 5 | 3 | 2.85 | 16 | **E0216-32** |
| **8** | 32 | 4.166 | 53 | 9.5 | 4.50 | 3.55 | 6 | 3 | 3.50 | 17 | **E0218-32** |
| **10** | 24 | 4.826 | 58 | 11 | 5.00 | 4.00 | 7 | 3 | 3.90 | 20 | **E02110-24** |
| **12** | 24 | 5.486 | 62 | 12 | 5.60 | 4.50 | 7 | 3 | 4.50 | 21 | **E02112-24** |
| **1/4** | 20 | 6.350 | 66 | 13 | 6.30 | 5.00 | 8 | 3 | 5.10 | 26 | **E0211/4** |
| **5/16** | 18 | 7.938 | 72 | 16 | 8.00 | 6.30 | 9 | 3 | 6.60 | 29 | **E0215/16** |
| **3/8** | 16 | 9.525 | 80 | 18 | 10.00 | 8.00 | 11 | 3 | 8.00 | 32 | **E0213/8** |
| **7/16** | 14 | 11.112 | 85 | 19 | 8.00 | 6.30 | 9 | 3 | 9.40 | | **E0217/16** |
| **1/2** | 13 | 12.700 | 89 | 22 | 9.00 | 7.10 | 10 | 3 | 10.80 | | **E0211/2** |
| **5/8** | 11 | 15.875 | 102 | 24 | 12.50 | 10.00 | 13 | 3 | 13.50 | | **E0215/8** |
| **3/4** | 10 | 19.050 | 112 | 29 | 14.00 | 11.20 | 14 | 4 | 16.50 | | **E0213/4** |
| **7/8** | 9 | 22.225 | 118 | 29 | 16.00 | 12.50 | 16 | 4 | 19.50 | | **E0217/8** |
| **1“** | 8 | 25.400 | 130 | 35 | 18.00 | 14.00 | 18 | 4 | 22.25 | | **E0211** |

# E057 / E055

DORMER

- Machine Tap MTT-X
- MTT-X Maschinen-Gewindebohrer
- MTT-X Machinetappen
- MTT-X Tarauds machine
- MTT-X Machos de máquina
- MTT-X Macho de Máquina




MTT-X

## E057




■ 1.1 1.2 1.3 1.4 1.5 6.1 6.3

● 1.6 4.2 5.2 6.2

| UNC | TPI | $d_1$ nom mm | $l_1$ mm | $l_2$ mm | $d_2$ Ø mm | a mm | $l_3$ mm | z | ↔ | $l_4$ mm | e-Code |
|---|---|---|---|---|---|---|---|---|---|---|---|
| 6 | 32 | 3.505 | 50 | 14 | 3.55 | 2.80 | 5 | 3 | 2.85 | 14 | E0576-32 |
| 8 | 32 | 4.166 | 53 | 9.5 | 4.50 | 3.55 | 6 | 3 | 3.50 | 17 | E0578-32 |
| 10 | 24 | 4.826 | 58 | 11 | 5.00 | 4.00 | 7 | 3 | 3.90 | 20 | E05710-24 |
| 1/4 | 20 | 6.350 | 66 | 13 | 6.30 | 5.00 | 8 | 3 | 5.10 | 26 | E0571/4 |
| 5/16 | 18 | 7.938 | 72 | 16 | 8.00 | 6.30 | 9 | 3 | 6.60 | 29 | E0575/16 |
| 3/8 | 16 | 9.525 | 80 | 18 | 10.00 | 8.00 | 11 | 3 | 8.00 | 32 | E0573/8 |
| 1/2 | 13 | 12.700 | 89 | 22 | 9.00 | 7.10 | 10 | 3 | 10.80 | | E0571/2 |
| 5/8 | 11 | 15.875 | 102 | 24 | 12.50 | 10.00 | 13 | 3 | 13.50 | | E0575/8 |
| 3/4 | 10 | 19.050 | 112 | 29 | 14.00 | 11.20 | 14 | 4 | 16.50 | | E0573/4 |




MTT-X

## E055




■ 2.1 2.2 2.3 2.4

● 1.5 1.6

| UNC | TPI | $d_1$ nom mm | $l_1$ mm | $l_2$ mm | $d_2$ Ø mm | a mm | $l_3$ mm | z | ↔ | $l_4$ mm | e-Code |
|---|---|---|---|---|---|---|---|---|---|---|---|
| 4 | 40 | 2.85 | 48 | 12.5 | 3.15 | 2.50 | 5 | 3 | 2.35 | 12.5 | E0554-40 |
| 6 | 32 | 3.51 | 50 | 14 | 3.55 | 2.80 | 5 | 3 | 2.85 | 14 | E0556-32 |
| 8 | 32 | 4.17 | 53 | 9.5 | 4.50 | 3.55 | 6 | 3 | 3.5 | 17 | E0558-32 |
| 10 | 24 | 4.83 | 58 | 11 | 5.00 | 4.00 | 7 | 3 | 3.9 | 20 | E05510-24 |
| 1/4 | 20 | 6.35 | 66 | 13 | 6.30 | 5.00 | 8 | 3 | 5.1 | 26 | E0551/4 |
| 5/16 | 18 | 7.94 | 72 | 16 | 8.00 | 6.30 | 9 | 3 | 6.6 | 29 | E0555/16 |
| 3/8 | 16 | 9.53 | 80 | 18 | 10.00 | 8.00 | 11 | 3 | 8 | 32 | E0553/8 |
| 1/2 | 13 | 12.70 | 89 | 22 | 9.00 | 7.10 | 10 | 4 | 10.8 | | E0551/2 |
| 5/8 | 11 | 15.88 | 102 | 24 | 12.50 | 10.00 | 13 | 4 | 13.5 | | E0555/8 |
| 3/4 | 10 | 19.05 | 112 | 29 | 14.00 | 11.20 | 14 | 4 | 16.5 | | E0553/4 |

# E022

- Machine Tap MTT-X
- MTT-X Maschinen-Gewindebohrer
- MTT-X Machinetappen
- MTT-X Taraud machine avec conicité arrière
- MTT-X Machos de máquina
- MTT-X Macho de Máquina




MTT-X

## E022

UNC | HSS XS1 | Gold | ISO 529 | 2B | 2.5xD | C 2 - 3 | 48°

■ 1.1 1.2 1.3 1.4 1.5 6.1 6.3 7.1 7.2 7.3 7.4

● 4.1 4.2 5.1 5.2 6.2 8.1

| UNC | TPI | $d_1$ nom mm | $l_1$ mm | $l_2$ mm | $d_2$ Ø mm | a mm | $l_3$ mm | z | | $l_4$ mm | e-Code |
|---|---|---|---|---|---|---|---|---|---|---|---|
| **2** | 56 | 2.184 | 44.5 | 9.5 | 2.80 | 2.24 | 5 | 2 | 1.85 | 9.5 | **E0222-56** |
| **4** | 40 | 2.845 | 48 | 6 | 3.15 | 2.50 | 5 | 3 | 2.35 | 14 | **E0224-40** |
| **5** | 40 | 3.175 | 48 | ? | 3.15 | 2.50 | 5 | 3 | 2.65 | 12.5 | **E0225-40** |
| **6** | 32 | 3.505 | 50 | 6 | 3.55 | 2.80 | 5 | 3 | 2.85 | 16 | **E0226-32** |
| **8** | 32 | 4.166 | 53 | 7 | 4.50 | 3.55 | 6 | 3 | 3.50 | 17 | **E0228-32** |
| **10** | 24 | 4.826 | 58 | 8 | 5.00 | 4.00 | 7 | 3 | 3.90 | 20 | **E02210-24** |
| **12** | 24 | 5.486 | 62 | 12 | 5.60 | 4.50 | 7 | 3 | 4.50 | 21 | **E02212-24** |
| **1/4** | 20 | 6.350 | 66 | 10 | 6.30 | 5.00 | 8 | 3 | 5.10 | 28 | **E0221/4** |
| **5/16** | 18 | 7.938 | 72 | 12 | 8.00 | 6.30 | 9 | 3 | 6.60 | 31 | **E0225/16** |
| **3/8** | 16 | 9.525 | 80 | 15 | 10.00 | 8.00 | 11 | 3 | 8.00 | 34 | **E0223/8** |
| **7/16** | 14 | 11.112 | 85 | 19 | 8.00 | 6.30 | 9 | 3 | 9.40 | | **E0227/16** |
| **1/2** | 13 | 12.700 | 89 | 22 | 9.00 | 7.10 | 10 | 3 | 10.80 | | **E0221/2** |
| **5/8** | 11 | 15.875 | 102 | 24 | 12.50 | 10.00 | 13 | 4 | 13.50 | | **E0225/8** |
| **3/4** | 10 | 19.050 | 112 | 29 | 14.00 | 11.20 | 14 | 4 | 16.50 | | **E0223/4** |
| **7/8** | 9 | 22.225 | 118 | 29 | 16.00 | 12.50 | 16 | 4 | 19.50 | | **E0227/8** |
| **1** | 8 | 25.400 | 130 | 35 | 18.00 | 14.00 | 18 | 4 | 22.25 | | **E0221** |

# E023

- Machine Tap MTT-X
- MTT-X Maschinen-Gewindebohrer
- MTT-X Machinetappen
- MTT-X Taraud machine avec conicité arrière
- MTT-X Machos de máquina
- MTT-X Macho de Máquina

MTT-X

## E023

■ 1.1 1.2 1.3 1.4 1.5

● 2.1 2.2 2.3

| UNC | TPI | $d_1$ nom mm | $l_1$ mm | $l_2$ mm | $d_2$ Ø mm | a mm | $l_3$ mm | z | | $l_4$ mm | e-Code |
|---|---|---|---|---|---|---|---|---|---|---|---|
| **2** | 56 | 2.184 | 44.5 | 9.5 | 2.80 | 2.24 | 5 | 2 | 1.85 | 9.5 | **E0232-56** |
| **4** | 40 | 2.845 | 48 | 6 | 3.15 | 2.50 | 5 | 3 | 2.35 | 14 | **E0234-40** |
| **5** | 40 | 3.175 | 48 | ? | 3.15 | 2.50 | 5 | 3 | 2.65 | 12.5 | **E0235-40** |
| **6** | 32 | 3.505 | 50 | 6 | 3.55 | 2.80 | 5 | 3 | 2.85 | 16 | **E0236-32** |
| **8** | 32 | 4.166 | 53 | 7 | 4.50 | 3.55 | 6 | 3 | 3.50 | 17 | **E0238-32** |
| **10** | 24 | 4.826 | 58 | 8 | 5.00 | 4.00 | 7 | 3 | 3.90 | 20 | **E02310-24** |
| **12** | 24 | 5.486 | 62 | 12 | 5.60 | 4.50 | 7 | 3 | 4.50 | 21 | **E02312-24** |
| **1/4** | 20 | 6.350 | 66 | 10 | 6.30 | 5.00 | 8 | 3 | 5.10 | 28 | **E0231/4** |
| **5/16** | 18 | 7.938 | 72 | 12 | 8.00 | 6.30 | 9 | 3 | 6.60 | 31 | **E0235/16** |
| **3/8** | 16 | 9.525 | 80 | 15 | 10.00 | 8.00 | 11 | 3 | 8.00 | 34 | **E0233/8** |
| **7/16** | 14 | 11.112 | 85 | 19 | 8.00 | 6.30 | 9 | 3 | 9.40 | | **E0237/16** |
| **1/2** | 13 | 12.700 | 89 | 22 | 9.00 | 7.10 | 10 | 3 | 10.80 | | **E0231/2** |
| **5/8** | 11 | 15.875 | 102 | 24 | 12.50 | 10.00 | 13 | 4 | 13.50 | | **E0235/8** |
| **3/4** | 10 | 19.050 | 112 | 29 | 14.00 | 11.20 | 14 | 4 | 16.50 | | **E0233/4** |
| **7/8** | 9 | 22.225 | 118 | 29 | 16.00 | 12.50 | 16 | 4 | 19.50 | | **E0237/8** |
| **1** | 8 | 25.400 | 130 | 35 | 18.00 | 14.00 | 18 | 4 | 22.25 | | **E0231** |

# E058 / E056

- Machine Tap MTT-X
- MTT-X Maschinen-Gewindebohrer
- MTT-X Machinetappen
- MTT-X Tarauds machine
- MTT-X Machos de máquina
- MTT-X Macho de Máquina




MTT-X

## E058

UNC | HSS XS1 | TiAlN | ISO 529 | 2B | 2.5xD | C 2 - 3 | 48°

■ 1.1 1.2 1.3 1.4 1.5 6.1 6.3

● 1.6 4.2 5.2 6.2

| UNC | TPI | $d_1$ nom mm | $l_1$ mm | $l_2$ mm | $d_2$ Ø mm | a mm | $l_3$ mm | z | ↔ | $l_4$ mm | e-Code |
|---|---|---|---|---|---|---|---|---|---|---|---|
| 6 | 32 | 3.505 | 50 | 14 | 3.55 | 2.80 | 5 | 3 | 2.85 | 14 | E0586-32 |
| 8 | 32 | 4.166 | 53 | 9.5 | 4.50 | 3.55 | 6 | 3 | 3.50 | 17 | E0588-32 |
| 10 | 24 | 4.826 | 58 | 11 | 5.00 | 4.00 | 7 | 3 | 3.90 | 20 | E05810-24 |
| 1/4 | 20 | 6.350 | 66 | 13 | 6.30 | 5.00 | 8 | 3 | 5.10 | 28 | E0581/4 |
| 5/16 | 18 | 7.938 | 72 | 16 | 8.00 | 6.30 | 9 | 3 | 6.60 | 31 | E0585/16 |
| 3/8 | 16 | 9.525 | 80 | 18 | 10.00 | 8.00 | 11 | 3 | 8.00 | 34 | E0583/8 |
| 1/2 | 13 | 12.700 | 89 | 22 | 9.00 | 7.10 | 10 | 3 | 10.80 | | E0581/2 |
| 5/8 | 11 | 15.875 | 102 | 24 | 12.50 | 10.00 | 13 | 4 | 13.50 | | E0585/8 |
| 3/4 | 10 | 19.050 | 112 | 29 | 14.00 | 11.20 | 14 | 4 | 16.50 | | E0583/4 |

MTT-X

## E056

UNC | HSS XS1 | ST | ISO 529 | 2B | 2xD | C 2 - 3 | 48°

■ 2.1 2.2 2.3 2.4

● 1.5 1.6

| UNC | TPI | $d_1$ nom mm | $l_1$ mm | $l_2$ mm | $d_2$ Ø mm | a mm | $l_3$ mm | z | ↔ | $l_4$ mm | e-Code |
|---|---|---|---|---|---|---|---|---|---|---|---|
| 4 | 40 | 2.84 | 48 | 6 | 3.15 | 2.50 | 5 | 3 | 2.35 | 14 | E0564-40 |
| 6 | 32 | 3.51 | 48 | 6 | 3.55 | 2.80 | 5 | 3 | 2.85 | 17 | E0566-32 |
| 8 | 32 | 4.17 | 53 | 7 | 4.50 | 3.55 | 6 | 3 | 3.5 | 17 | E0568-32 |
| 10 | 24 | 4.83 | 58 | 8 | 5.00 | 4.00 | 7 | 3 | 3.9 | 21 | E05610-24 |
| 1/4 | 20 | 6.35 | 66 | 10 | 6.30 | 5.00 | 8 | 3 | 5.1 | 27 | E0561/4 |
| 5/16 | 18 | 7.94 | 72 | 12 | 8.00 | 6.30 | 9 | 3 | 6.6 | 31 | E0565/16 |
| 3/8 | 16 | 9.53 | 80 | 15 | 10.00 | 8.00 | 11 | 3 | 8 | 33 | E0563/8 |
| 1/2 | 13 | 12.70 | 89 | 17 | 9.00 | 7.10 | 10 | 3 | 10.8 | | E0561/2 |
| 5/8 | 11 | 15.88 | 102 | 18 | 12.50 | 10.00 | 13 | 4 | 13.5 | | E0565/8 |
| 3/4 | 10 | 19.05 | 112 | 22 | 14.00 | 11.20 | 14 | 4 | 16.5 | | E0563/4 |

# E523 / E596

- Machine Tap
- Tarauds machine
- Maschinen-Gewindeformer
- Machos de máquina
- Roltappen
- Macho de Máquina




## E523

UNC | HSS | ISO 529 | 2BX | 2.5xD | C 2 - 3

● 1.1 1.2 1.3 1.4 7.1 7.2 7.3

| UNC | TPI | $d_1$ nom mm | $l_1$ mm | $l_2$ mm | $d_2$ Ø mm | a mm | $l_3$ mm | | $l_4$ mm | e-Code |
|---|---|---|---|---|---|---|---|---|---|---|
| **4** | 40 | 2.845 | 48 | 12.5 | 3.15 | 2.50 | 5 | 2.6 | 12.5 | **E5234-40BRIGHT** |
| **6** | 32 | 3.505 | 50 | 14 | 3.55 | 2.80 | 5 | 3.2 | 14 | **E5236-32BRIGHT** |
| **8** | 32 | 4.166 | 53 | 9.5 | 4.50 | 3.55 | 6 | 3.8 | 18 | **E5238-32BRIGHT** |
| **10** | 24 | 4.826 | 58 | 11 | 5.00 | 4.00 | 7 | 4.4 | 20 | **E52310-24BRIGHT** |
| **1/4** | 20 | 6.350 | 66 | 13 | 6.30 | 5.00 | 8 | 5.8 | 26 | **E5231/4BRIGHT** |
| **5/16** | 18 | 7.938 | 72 | 16 | 8.00 | 6.30 | 9 | 7.3 | 29 | **E5235/16BRIGHT** |
| **3/8** | 16 | 9.525 | 80 | 18 | 10.00 | 8.00 | 11 | 8.8 | 32 | **E5233/8BRIGHT** |




## E596

UNC | HSS | CrN | ISO 529 | 2BX | 2.5xD | C 2 - 3

■ 1.1 1.2 1.3 4.1 5.1 7.1 7.2 7.3

● 1.4 2.1 2.2 5.2 6.1 6.3 7.4

| UNC | TPI | $d_1$ nom mm | $l_1$ mm | $l_2$ mm | $d_2$ Ø mm | a mm | $l_3$ mm | | $l_4$ mm | e-Code |
|---|---|---|---|---|---|---|---|---|---|---|
| **4** | 40 | 2.845 | 48 | 12.5 | 3.15 | 2.50 | 5 | 2.6 | 12.5 | **E5964-40** |
| **6** | 32 | 3.505 | 50 | 14 | 3.55 | 2.80 | 5 | 3.2 | 14 | **E5966-32** |
| **8** | 32 | 4.166 | 53 | 9.5 | 4.50 | 3.55 | 6 | 3.8 | 18 | **E5968-32** |
| **10** | 24 | 4.826 | 58 | 11 | 5.00 | 4.00 | 7 | 4.4 | 20 | **E59610-24** |
| **1/4** | 20 | 6.350 | 66 | 13 | 6.30 | 5.00 | 8 | 5.8 | 26 | **E5961/4** |
| **5/16** | 18 | 7.938 | 72 | 16 | 8.00 | 6.30 | 9 | 7.3 | 29 | **E5965/16** |
| **3/8** | 16 | 9.525 | 80 | 18 | 10.00 | 8.00 | 11 | 8.8 | 32 | **E5963/8** |

# E524

- Machine Tap
- Maschinen-Gewindebohrer
- Machinetappen
- Tarauds machine
- Machos de máquina
- Macho de Máquina




L120 397

## E524

UNF | HSS | ISO 529 | 2B | 1.5xD

• 1.1 1.2 1.3 1.4 1.5 3.1 3.2 3.3 3.4 6.1 6.2 6.3 6.4 7.2 7.3 7.4 8.2 8.3

| UNF | TPI | $d_1$ nom mm | $l_1$ mm | $l_2$ mm | $d_2$ Ø mm | a mm | $l_3$ mm | z | | $l_4$ mm | e-Code |
|---|---|---|---|---|---|---|---|---|---|---|---|
| 0 | 80 | 1.524 | 41 | 7 | 2.50 | 2.00 | 4 | 2 | 1.25 | 7 | E5240-80NO1 |
| 0 | 80 | 1.524 | 41 | 7 | 2.50 | 2.00 | 4 | 2 | 1.25 | 7 | E5240-80NO2 |
| 0 | 80 | 1.524 | 41 | 7 | 2.50 | 2.00 | 4 | 2 | 1.25 | 7 | E5240-80NO3 |
| 0 | 80 | 1.524 | 41 | 7 | 2.50 | 2.00 | 4 | 2 | 1.25 | 7 | E5240-80NO6 |
| 1 | 72 | 1.854 | 41 | 8 | 2.50 | 2.00 | 4 | 2 | 1.55 | 8 | E5241-72NO1 |
| 1 | 72 | 1.854 | 41 | 8 | 2.50 | 2.00 | 4 | 2 | 1.55 | 8 | E5241-72NO2 |
| 1 | 72 | 1.854 | 41 | 8 | 2.50 | 2.00 | 4 | 2 | 1.55 | 8 | E5241-72NO3 |
| 1 | 72 | 1.854 | 41 | 8 | 2.50 | 2.00 | 4 | 2 | 1.55 | 8 | E5241-72NO6 |
| 2 | 64 | 2.184 | 44.5 | 9.5 | 2.80 | 2.24 | 5 | 3 | 1.9 | 9.5 | E5242-64NO1 |
| 2 | 64 | 2.184 | 44.5 | 9.5 | 2.80 | 2.24 | 5 | 3 | 1.9 | 9.5 | E5242-64NO2 |
| 2 | 64 | 2.184 | 44.5 | 9.5 | 2.80 | 2.24 | 5 | 3 | 1.9 | 9.5 | E5242-64NO3 |
| 2 | 64 | 2.184 | 44.5 | 9.5 | 2.80 | 2.24 | 5 | 3 | 1.9 | 9.5 | E5242-64NO6 |
| 4 | 48 | 2.845 | 48 | 12.5 | 3.15 | 2.50 | 5 | 3 | 2.4 | 12.5 | E5244-48NO1 |
| 4 | 48 | 2.845 | 48 | 12.5 | 3.15 | 2.50 | 5 | 3 | 2.4 | 12.5 | E5244-48NO2 |
| 4 | 48 | 2.845 | 48 | 12.5 | 3.15 | 2.50 | 5 | 3 | 2.4 | 12.5 | E5244-48NO3 |
| 4 | 48 | 2.845 | 48 | 12.5 | 3.15 | 2.50 | 5 | 3 | 2.4 | 12.5 | E5244-48NO6 |
| 5 | 44 | 3.175 | 48 | 12.5 | 3.15 | 2.50 | 5 | 3 | 2.7 | 12.5 | E5245-44NO1 |
| 5 | 44 | 3.175 | 48 | 12.5 | 3.15 | 2.50 | 5 | 3 | 2.7 | 12.5 | E5245-44NO2 |
| 5 | 44 | 3.175 | 48 | 12.5 | 3.15 | 2.50 | 5 | 3 | 2.7 | 12.5 | E5245-44NO3 |
| 5 | 44 | 3.175 | 48 | 12.5 | 3.15 | 2.50 | 5 | 3 | 2.7 | 12.5 | E5245-44NO6 |
| 6 | 40 | 3.505 | 50 | 14 | 3.55 | 2.80 | 5 | 3 | 2.95 | 14 | E5246-40NO1 |
| 6 | 40 | 3.505 | 50 | 14 | 3.55 | 2.80 | 5 | 3 | 2.95 | 14 | E5246-40NO2 |
| 6 | 40 | 3.505 | 50 | 14 | 3.55 | 2.80 | 5 | 3 | 2.95 | 14 | E5246-40NO3 |
| 6 | 40 | 3.505 | 50 | 14 | 3.55 | 2.80 | 5 | 3 | 2.95 | 14 | E5246-40NO6 |
| 8 | 36 | 4.166 | 53 | 9.5 | 4.50 | 3.55 | 6 | 3 | 3.5 | 17 | E5248-36NO1 |
| 8 | 36 | 4.166 | 53 | 9.5 | 4.50 | 3.55 | 6 | 3 | 3.5 | 17 | E5248-36NO2 |
| 8 | 36 | 4.166 | 53 | 9.5 | 4.50 | 3.55 | 6 | 3 | 3.5 | 17 | E5248-36NO3 |
| 8 | 36 | 4.166 | 53 | 9.5 | 4.50 | 3.55 | 6 | 3 | 3.5 | 17 | E5248-36NO6 |
| 10 | 32 | 4.826 | 58 | 11 | 5.00 | 4.00 | 7 | 3 | 4.1 | 20 | E52410-32NO1 |
| 10 | 32 | 4.826 | 58 | 11 | 5.00 | 4.00 | 7 | 3 | 4.1 | 20 | E52410-32NO2 |
| 10 | 32 | 4.826 | 58 | 11 | 5.00 | 4.00 | 7 | 3 | 4.1 | 20 | E52410-32NO3 |
| 10 | 32 | 4.826 | 58 | 11 | 5.00 | 4.00 | 7 | 3 | 4.1 | 20 | E52410-32NO6 |
| 12 | 28 | 5.486 | 62 | 12 | 5.60 | 4.50 | 7 | 3 | 4.7 | 21 | E52412-28NO1 |
| 12 | 28 | 5.486 | 62 | 12 | 5.60 | 4.50 | 7 | 3 | 4.7 | 21 | E52412-28NO2 |
| 12 | 28 | 5.486 | 62 | 12 | 5.60 | 4.50 | 7 | 3 | 4.7 | 21 | E52412-28NO3 |
| 12 | 28 | 5.486 | 62 | 12 | 5.60 | 4.50 | 7 | 3 | 4.7 | 21 | E52412-28NO6 |
| 1/4 | 28 | 6.350 | 66 | 13 | 6.30 | 5.00 | 8 | 3 | 5.5 | 26 | E5241/4NO1 |
| 1/4 | 28 | 6.350 | 66 | 13 | 6.30 | 5.00 | 8 | 3 | 5.5 | 26 | E5241/4NO2 |
| 1/4 | 28 | 6.350 | 66 | 13 | 6.30 | 5.00 | 8 | 3 | 5.5 | 26 | E5241/4NO3 |
| 1/4 | 28 | 6.350 | 66 | 13 | 6.30 | 5.00 | 8 | 3 | 5.5 | 26 | E5241/4NO6 |
| 5/16 | 24 | 7.938 | 72 | 16 | 8.00 | 6.30 | 9 | 3 | 6.9 | 29 | E5245/16NO1 |
| 5/16 | 24 | 7.938 | 72 | 16 | 8.00 | 6.30 | 9 | 3 | 6.9 | 29 | E5245/16NO2 |
| 5/16 | 24 | 7.938 | 72 | 16 | 8.00 | 6.30 | 9 | 3 | 6.9 | 29 | E5245/16NO3 |
| 5/16 | 24 | 7.938 | 72 | 16 | 8.00 | 6.30 | 9 | 3 | 6.9 | 29 | E5245/16NO6 |
| 3/8 | 24 | 9.525 | 80 | 18 | 10.00 | 8.00 | 11 | 3 | 8.5 | 32 | E5243/8NO1 |
| 3/8 | 24 | 9.525 | 80 | 18 | 10.00 | 8.00 | 11 | 3 | 8.5 | 32 | E5243/8NO2 |

NO1 – NO6 299

# E524

DORMER

| UNF | TPI | $d_1$ nom mm | $l_1$ mm | $l_2$ mm | $d_2$ Ø mm | a mm | $l_3$ mm | z | ↔ | $l_4$ mm | e-Code |
|---|---|---|---|---|---|---|---|---|---|---|---|
| **3/8** | 24 | 9.525 | 80 | 18 | 10.00 | 8.00 | 11 | 3 | 8.5 | 32 | **E5243/8NO3** |
| **3/8** | 24 | 9.525 | 80 | 18 | 10.00 | 8.00 | 11 | 3 | 8.5 | 32 | **E5243/8NO6** |
| **7/16** | 20 | 11.112 | 85 | 19 | 8.00 | 6.30 | 9 | 3 | 9.9 | | **E5247/16NO1** |
| **7/16** | 20 | 11.112 | 85 | 19 | 8.00 | 6.30 | 9 | 3 | 9.9 | | **E5247/16NO2** |
| **7/16** | 20 | 11.112 | 85 | 19 | 8.00 | 6.30 | 9 | 3 | 9.9 | | **E5247/16NO3** |
| **7/16** | 20 | 11.112 | 85 | 19 | 8.00 | 6.30 | 9 | 3 | 9.9 | | **E5247/16NO6** |
| **1/2** | 20 | 12.700 | 89 | 22 | 9.00 | 7.10 | 10 | 3 | 11.5 | | **E5241/2NO1** |
| **1/2** | 20 | 12.700 | 89 | 22 | 9.00 | 7.10 | 10 | 3 | 11.5 | | **E5241/2NO2** |
| **1/2** | 20 | 12.700 | 89 | 22 | 9.00 | 7.10 | 10 | 3 | 11.5 | | **E5241/2NO3** |
| **1/2** | 20 | 12.700 | 89 | 22 | 9.00 | 7.10 | 10 | 3 | 11.5 | | **E5241/2NO6** |
| **9/16** | 18 | 14.288 | 95 | 24 | 11.20 | 9.00 | 12 | 4 | 12.9 | | **E5249/16NO1** |
| **9/16** | 18 | 14.288 | 95 | 24 | 11.20 | 9.00 | 12 | 4 | 12.9 | | **E5249/16NO2** |
| **9/16** | 18 | 14.288 | 95 | 24 | 11.20 | 9.00 | 12 | 4 | 12.9 | | **E5249/16NO3** |
| **9/16** | 18 | 14.288 | 95 | 24 | 11.20 | 9.00 | 12 | 4 | 12.9 | | **E5249/16NO6** |
| **5/8** | 18 | 15.875 | 102 | 24 | 12.50 | 10.00 | 13 | 4 | 14.5 | | **E5245/8NO1** |
| **5/8** | 18 | 15.875 | 102 | 24 | 12.50 | 10.00 | 13 | 4 | 14.5 | | **E5245/8NO2** |
| **5/8** | 18 | 15.875 | 102 | 24 | 12.50 | 10.00 | 13 | 4 | 14.5 | | **E5245/8NO3** |
| **5/8** | 18 | 15.875 | 102 | 24 | 12.50 | 10.00 | 13 | 4 | 14.5 | | **E5245/8NO6** |
| **3/4** | 16 | 19.050 | 112 | 29 | 14.00 | 11.20 | 14 | 4 | 17.5 | | **E5243/4NO1** |
| **3/4** | 16 | 19.050 | 112 | 29 | 14.00 | 11.20 | 14 | 4 | 17.5 | | **E5243/4NO2** |
| **3/4** | 16 | 19.050 | 112 | 29 | 14.00 | 11.20 | 14 | 4 | 17.5 | | **E5243/4NO3** |
| **3/4** | 16 | 19.050 | 112 | 29 | 14.00 | 11.20 | 14 | 4 | 17.5 | | **E5243/4NO6** |
| **7/8** | 14 | 22.225 | 118 | 29 | 16.00 | 12.50 | 16 | 4 | 20.4 | | **E5247/8NO1** |
| **7/8** | 14 | 22.225 | 118 | 29 | 16.00 | 12.50 | 16 | 4 | 20.4 | | **E5247/8NO2** |
| **7/8** | 14 | 22.225 | 118 | 29 | 16.00 | 12.50 | 16 | 4 | 20.4 | | **E5247/8NO3** |
| **7/8** | 14 | 22.225 | 118 | 29 | 16.00 | 12.50 | 16 | 4 | 20.4 | | **E5247/8NO6** |
| **1“** | 12 | 25.400 | 130 | 35 | 18.00 | 14.00 | 18 | 4 | 23.25 | | **E5241NO1** |
| **1“** | 12 | 25.400 | 130 | 35 | 18.00 | 14.00 | 18 | 4 | 23.25 | | **E5241NO2** |
| **1“** | 12 | 25.400 | 130 | 35 | 18.00 | 14.00 | 18 | 4 | 23.25 | | **E5241NO3** |
| **1“** | 12 | 25.400 | 130 | 35 | 18.00 | 14.00 | 18 | 4 | 23.25 | | **E5241NO6** |
| **1.1/8** | 12 | 28.575 | 138 | 35 | 20.00 | 16.00 | 20 | 4 | 26.5 | | **E5241.1/8NO1** |
| **1.1/8** | 12 | 28.575 | 138 | 35 | 20.00 | 16.00 | 20 | 4 | 26.5 | | **E5241.1/8NO2** |
| **1.1/8** | 12 | 28.575 | 138 | 35 | 20.00 | 16.00 | 20 | 4 | 26.5 | | **E5241.1/8NO3** |
| **1.1/4** | 12 | 31.750 | 151 | 41 | 22.40 | 18.00 | 22 | 4 | 29.5 | | **E5241.1/4NO1** |
| **1.1/4** | 12 | 31.750 | 151 | 41 | 22.40 | 18.00 | 22 | 4 | 29.5 | | **E5241.1/4NO2** |
| **1.1/4** | 12 | 31.750 | 151 | 41 | 22.40 | 18.00 | 22 | 4 | 29.5 | | **E5241.1/4NO3** |
| **1.3/8** | 12 | 34.925 | 162 | 47 | 25.00 | 20.00 | 24 | 4 | 32.75 | | **E5241.3/8NO1** |
| **1.3/8** | 12 | 34.925 | 162 | 47 | 25.00 | 20.00 | 24 | 4 | 32.75 | | **E5241.3/8NO2** |
| **1.3/8** | 12 | 34.925 | 162 | 47 | 25.00 | 20.00 | 24 | 4 | 32.75 | | **E5241.3/8NO3** |
| **1.1/2** | 12 | 38.100 | 170 | 47 | 28.00 | 22.40 | 26 | 4 | 36 | | **E5241.1/2NO1** |
| **1.1/2** | 12 | 38.100 | 170 | 47 | 28.00 | 22.40 | 26 | 4 | 36 | | **E5241.1/2NO2** |
| **1.1/2** | 12 | 38.100 | 170 | 47 | 28.00 | 22.40 | 26 | 4 | 36 | | **E5241.1/2NO3** |

NO1 – NO9 299

# E526

- Machine Tap
- Maschinen-Gewindebohrer
- Machinetappen
- Tarauds machine
- Machos de máquina
- Macho de Máquina




## E526

■ 3.1 3.2 3.3

● 1.1 1.2 1.3 1.4 1.5 3.4 6.2 6.3 6.4 7.2 7.3 7.4 8.2 8.3

| UNF | TPI | $d_1$ nom mm | $l_1$ mm | $l_2$ mm | $d_2$ Ø mm | a mm | $l_3$ mm | z | ↔ | $l_4$ mm | e-Code |
|---|---|---|---|---|---|---|---|---|---|---|---|
| 1/4 | 28 | 6.350 | 66 | 13 | 6.30 | 5.00 | 8 | 3 | 5.5 | 26 | E5261/4NO2 |
| 1/4 | 28 | 6.350 | 66 | 13 | 6.30 | 5.00 | 8 | 3 | 5.5 | 26 | E5261/4NO3 |
| 5/16 | 24 | 7.938 | 72 | 16 | 8.00 | 6.30 | 9 | 3 | 6.9 | 29 | E5265/16NO2 |
| 5/16 | 24 | 7.938 | 72 | 16 | 8.00 | 6.30 | 9 | 3 | 6.9 | 29 | E5265/16NO3 |
| 3/8 | 24 | 9.525 | 80 | 18 | 10.00 | 8.00 | 11 | 3 | 8.5 | 32 | E5263/8NO2 |
| 3/8 | 24 | 9.525 | 80 | 18 | 10.00 | 8.00 | 11 | 3 | 8.5 | 32 | E5263/8NO3 |
| 7/16 | 20 | 11.112 | 85 | 19 | 8.00 | 6.30 | 9 | 3 | 9.9 | | E5267/16NO2 |
| 7/16 | 20 | 11.112 | 85 | 19 | 8.00 | 6.30 | 9 | 3 | 9.9 | | E5267/16NO3 |
| 1/2 | 20 | 12.700 | 89 | 22 | 9.00 | 7.10 | 10 | 3 | 11.5 | | E5261/2NO2 |
| 1/2 | 20 | 12.700 | 89 | 22 | 9.00 | 7.10 | 10 | 3 | 11.5 | | E5261/2NO3 |
| 9/16 | 18 | 14.288 | 95 | 24 | 11.20 | 9.00 | 12 | 4 | 12.9 | | E5269/16NO2 |
| 9/16 | 18 | 14.288 | 95 | 24 | 11.20 | 9.00 | 12 | 4 | 12.9 | | E5269/16NO3 |
| 5/8 | 18 | 15.875 | 102 | 24 | 12.50 | 10.00 | 13 | 4 | 14.5 | | E5265/8NO2 |
| 5/8 | 18 | 15.875 | 102 | 24 | 12.50 | 10.00 | 13 | 4 | 14.5 | | E5265/8NO3 |

NO1 | NO9 299

# E030

- Machine Tap MTT-X
- MTT-X Maschinen-Gewindebohrer
- MTT-X Machinetappen
- MTT-X Tarauds machine
- MTT-X Machos de máquina
- MTT-X Macho de Máquina




MTT-X

## E030




■ 1.1 1.2 1.3 1.4 1.5 6.1 6.3 7.1 7.2 7.3 7.4

● 1.6 3.1 3.2 3.3 3.4 4.1 4.2 5.1 5.2 6.2 8.1

| UNF | TPI | $d_1$ nom mm | $l_1$ mm | $l_2$ mm | $d_2$ Ø mm | a mm | $l_3$ mm | z | | $l_4$ mm | e-Code |
|---|---|---|---|---|---|---|---|---|---|---|---|
| **8** | 36 | 4.166 | 53 | 9.5 | 4.50 | 3.55 | 6 | 3 | 3.50 | 17 | **E0308-36** |
| **10** | 32 | 4.826 | 58 | 11 | 5.00 | 4.00 | 7 | 3 | 4.10 | 20 | **E03010-32** |
| **1/4** | 28 | 6.350 | 66 | 13 | 6.30 | 5.00 | 8 | 3 | 5.50 | 26 | **E0301/4** |
| **5/16** | 24 | 7.938 | 72 | 16 | 8.00 | 6.30 | 9 | 3 | 6.90 | 29 | **E0305/16** |
| **3/8** | 24 | 9.525 | 80 | 18 | 10.00 | 8.00 | 11 | 3 | 8.50 | 32 | **E0303/8** |
| **7/16** | 20 | 11.112 | 85 | 19 | 8.00 | 6.30 | 9 | 3 | 9.90 | | **E0307/16** |
| **1/2** | 20 | 12.700 | 89 | 22 | 9.00 | 7.10 | 10 | 3 | 11.50 | | **E0301/2** |
| **9/16** | 18 | 14.288 | 95 | 24 | 11.20 | 9.00 | 12 | 3 | 12.90 | | **E0309/16** |
| **5/8** | 18 | 15.875 | 102 | 24 | 12.50 | 10.00 | 13 | 3 | 14.50 | | **E0305/8** |
| **3/4** | 16 | 19.050 | 112 | 29 | 14.00 | 11.20 | 14 | 4 | 17.50 | | **E0303/4** |
| **7/8** | 14 | 22.225 | 118 | 29 | 16.00 | 12.50 | 16 | 4 | 20.40 | | **E0307/8** |
| **1“** | 12 | 25.400 | 130 | 35 | 18.00 | 14.00 | 18 | 4 | 23.25 | | **E0301** |

# E031

- Machine Tap MTT-X
- MTT-X Maschinen-Gewindebohrer
- MTT-X Machinetappen
- MTT-X Tarauds machine
- MTT-X Machos de máquina
- MTT-X Macho de Máquina

MTT-X

## E031




■ 1.1 1.2 1.3 1.4 1.5

● 1.6 2.1 2.2 2.3 3.1 3.2 3.3 3.4

| UNF | TPI | $d_1$ nom mm | $l_1$ mm | $l_2$ mm | $d_2$ Ø mm | a mm | $l_3$ mm | z | | $l_4$ mm | e-Code |
|---|---|---|---|---|---|---|---|---|---|---|---|
| **8** | 36 | 4.166 | 53 | 9.5 | 4.50 | 3.55 | 6 | 3 | 3.50 | 17 | **E0318-36** |
| **10** | 32 | 4.826 | 58 | 11 | 5.00 | 4.00 | 7 | 3 | 4.10 | 20 | **E03110-32** |
| **1/4** | 28 | 6.350 | 66 | 13 | 6.30 | 5.00 | 8 | 3 | 5.50 | 26 | **E0311/4** |
| **5/16** | 24 | 7.938 | 72 | 16 | 8.00 | 6.30 | 9 | 3 | 6.90 | 29 | **E0315/16** |
| **3/8** | 24 | 9.525 | 80 | 18 | 10.00 | 8.00 | 11 | 3 | 8.50 | 32 | **E0313/8** |
| **7/16** | 20 | 11.112 | 85 | 19 | 8.00 | 6.30 | 9 | 3 | 9.90 | | **E0317/16** |
| **1/2** | 20 | 12.700 | 89 | 22 | 9.00 | 7.10 | 10 | 3 | 11.50 | | **E0311/2** |
| **9/16** | 18 | 14.288 | 95 | 24 | 11.20 | 9.00 | 12 | 3 | 12.90 | | **E0319/16** |
| **5/8** | 18 | 15.875 | 102 | 24 | 12.50 | 10.00 | 13 | 3 | 14.50 | | **E0315/8** |
| **3/4** | 16 | 19.050 | 112 | 29 | 14.00 | 11.20 | 14 | 4 | 17.50 | | **E0313/4** |
| **7/8** | 14 | 22.225 | 118 | 29 | 16.00 | 12.50 | 16 | 4 | 20.40 | | **E0317/8** |
| **1“** | 12 | 25.400 | 130 | 35 | 18.00 | 14.00 | 18 | 4 | 23.25 | | **E0311** |

# E060

- Machine Tap MTT-X
- MTT-X Tarauds machine
- MTT-X Maschinen-Gewindebohrer
- MTT-X Machos de máquina
- MTT-X Machinetappen
- MTT-X Macho de Máquina




MTT-X

## E060




■ 2.1 2.2 2.3 2.4

● 1.5 1.6

| UNF | TPI | $d_1$ nom mm | $l_1$ mm | $l_2$ mm | $d_2$ Ø mm | a mm | $l_3$ mm | z | | $l_4$ mm | e-Code |
|---|---|---|---|---|---|---|---|---|---|---|---|
| **10** | 32 | 4.83 | 58 | 11 | 5.00 | 4.00 | 7 | 3 | 4.1 | 20 | **E06010-32** |
| **1/4** | 28 | 6.35 | 66 | 13 | 6.30 | 5.00 | 8 | 3 | 5.5 | 26 | **E0601/4** |
| **5/16** | 24 | 7.94 | 72 | 16 | 8.00 | 6.30 | 9 | 3 | 6.9 | 29 | **E0605/16** |
| **3/8** | 24 | 9.53 | 80 | 18 | 10.00 | 8.00 | 11 | 3 | 8.5 | 32 | **E0603/8** |

# E032

- Machine Tap MTT-X
- MTT-X Maschinen-Gewindebohrer
- MTT-X Machinetappen
- MTT-X Tarauds machine
- MTT-X Machos de máquina
- MTT-X Macho de Máquina




MTT-X

## E032

UNF | HSS XS1 | Gold | ISO 529 | 2B | 2.5xD | C 2 - 3 | 48°

■ 1.1 1.2 1.3 1.4 1.5 7.1 7.2 7.3 7.4

● 1.6 4.1 4.2 5.1 5.2 8.1

| UNF | TPI | $d_1$ nom mm | $l_1$ mm | $l_2$ mm | $d_2$ Ø mm | a mm | $l_3$ mm | z | | $l_4$ mm | e-Code |
|---|---|---|---|---|---|---|---|---|---|---|---|
| **8** | 36 | 4.166 | 53 | 7 | 4.50 | 3.55 | 6 | 3 | 3.50 | 17 | **E0328-36** |
| **10** | 32 | 4.826 | 58 | 8 | 5.00 | 4.00 | 7 | 3 | 4.10 | 20 | **E03210-32** |
| **1/4** | 28 | 6.350 | 66 | 10 | 6.30 | 5.00 | 8 | 3 | 5.50 | 28 | **E0321/4** |
| **5/16** | 24 | 7.938 | 72 | 12 | 8.00 | 6.30 | 9 | 3 | 6.90 | 31 | **E0325/16** |
| **3/8** | 24 | 9.525 | 80 | 15 | 10.00 | 8.00 | 11 | 3 | 8.50 | 34 | **E0323/8** |
| **7/16** | 20 | 11.112 | 85 | 19 | 8.00 | 6.30 | 9 | 3 | 9.90 | | **E0327/16** |
| **1/2** | 20 | 12.700 | 89 | 22 | 9.00 | 7.10 | 10 | 3 | 11.50 | | **E0321/2** |
| **9/16** | 18 | 14.288 | 95 | 24 | 11.20 | 9.00 | 12 | 3 | 12.90 | | **E0329/16** |
| **5/8** | 18 | 15.875 | 102 | 24 | 12.50 | 10.00 | 13 | 4 | 14.50 | | **E0325/8** |
| **3/4** | 16 | 19.050 | 112 | 29 | 14.00 | 11.20 | 14 | 4 | 17.50 | | **E0323/4** |
| **7/8** | 14 | 22.225 | 118 | 29 | 16.00 | 12.50 | 16 | 4 | 20.40 | | **E0327/8** |
| **1“** | 12 | 25.400 | 130 | 35 | 18.00 | 14.00 | 18 | 4 | 23.25 | | **E0321** |

# E033

- Machine Tap MTT-X
- MTT-X Taraud machine avec conicité arrière
- MTT-X Maschinen-Gewindebohrer
- MTT-X Machos de máquina
- MTT-X Machinetappen
- MTT-X Macho de Máquina

MTT-X

## E033

■ 1.1 1.2 1.3 1.4 1.5

● 1.6 2.1 2.2 2.3

| UNF | TPI | $d_1$ nom mm | $l_1$ mm | $l_2$ mm | $d_2$ Ø mm | a mm | $l_3$ mm | z | | $l_4$ mm | e-Code |
|---|---|---|---|---|---|---|---|---|---|---|---|
| 8 | 36 | 4.166 | 53 | 7 | 4.50 | 3.55 | 6 | 3 | 3.50 | 17 | E0338-36 |
| 10 | 32 | 4.826 | 58 | 8 | 5.00 | 4.00 | 7 | 3 | 4.10 | 20 | E03310-32 |
| 1/4 | 28 | 6.350 | 66 | 10 | 6.30 | 5.00 | 8 | 3 | 5.50 | 28 | E0331/4 |
| 5/16 | 24 | 7.938 | 72 | 12 | 8.00 | 6.30 | 9 | 3 | 6.90 | 31 | E0335/16 |
| 3/8 | 24 | 9.525 | 80 | 15 | 10.00 | 8.00 | 11 | 3 | 8.50 | 34 | E0333/8 |
| 7/16 | 20 | 11.112 | 85 | 19 | 8.00 | 6.30 | 9 | 3 | 9.90 | | E0337/16 |
| 1/2 | 20 | 12.700 | 89 | 22 | 9.00 | 7.10 | 10 | 3 | 11.50 | | E0331/2 |
| 9/16 | 18 | 14.288 | 95 | 24 | 11.20 | 9.00 | 12 | 3 | 12.90 | | E0339/16 |
| 5/8 | 18 | 15.875 | 102 | 24 | 12.50 | 10.00 | 13 | 4 | 14.50 | | E0335/8 |
| 3/4 | 16 | 19.050 | 112 | 29 | 14.00 | 11.20 | 14 | 4 | 17.50 | | E0333/4 |
| 7/8 | 14 | 22.225 | 118 | 29 | 16.00 | 12.50 | 16 | 4 | 20.40 | | E0337/8 |
| 1“ | 12 | 25.400 | 130 | 35 | 18.00 | 14.00 | 18 | 4 | 23.25 | | E0331 |

# E095

- Machine Tap MTT-X
- MTT-X Maschinen-Gewindebohrer
- MTT-X Machinetappen
- MTT-X Tarauds machine
- MTT-X Machos de máquina
- MTT-X Macho de Máquina

MTT-X

## E095

■ 2.1 2.2 2.3 2.4

● 1.5 1.6

| UNF | TPI | $d_1$ nom mm | $l_1$ mm | $l_2$ mm | $d_2$ Ø mm | a mm | $l_3$ mm | z | ↔ | $l_4$ mm | e-Code |
|---|---|---|---|---|---|---|---|---|---|---|---|
| **10** | 32 | 4.83 | 58 | 8 | 5.00 | 4.00 | 7 | 3 | 4.1 | 21 | **E09510-32** |
| **1/4** | 28 | 6.35 | 66 | 10 | 6.30 | 5.00 | 8 | 3 | 5.5 | 27 | **E0951/4** |
| **5/16** | 24 | 7.94 | 72 | 12 | 8.00 | 6.30 | 9 | 3 | 6.9 | 31 | **E0955/16** |
| **3/8** | 24 | 9.53 | 80 | 15 | 10.00 | 8.00 | 11 | 3 | 8.5 | 33 | **E0953/8** |
| **1/2** | 20 | 12.70 | 89 | 17 | 9.00 | 7.10 | 10 | 3 | 11.5 | | **E0951/2** |

# E530 / E597

- Machine Tap
- Tarauds machine
- Maschinen-Gewindeformer
- Machos de máquina
- Roltappen
- Macho de Máquina




## E530

UNF | HSS | ISO 529 | 2BX | 2.5xD | C 2 - 3

● 1.1 1.2 1.3 1.4 7.1 7.2 7.3

| UNF | TPI | $d_1$ nom mm | $l_1$ mm | $l_2$ mm | $d_2$ Ø mm | a mm | $l_3$ mm | | $l_4$ mm | e-Code |
|---|---|---|---|---|---|---|---|---|---|---|
| **10** | 32 | 4.826 | 58 | 11 | 5.00 | 4.00 | 7 | 4.5 | 20 | **E53010-32BRIGHT** |
| **1/4** | 28 | 6.350 | 66 | 13 | 6.30 | 5.00 | 8 | 6 | 26 | **E5301/4BRIGHT** |
| **5/16** | 24 | 7.938 | 72 | 16 | 8.00 | 8.00 | 9 | 7.5 | 29 | **E5305/16BRIGHT** |
| **3/8** | 24 | 9.525 | 80 | 18 | 10.00 | 10.00 | 11 | 9.1 | 32 | **E5303/8BRIGHT** |
| **7/16** | 20 | 11.112 | 85 | 19 | 8.00 | 8.00 | 9 | 10.6 | | **E5307/16BRIGHT** |




## E597

UNF | HSS | CrN | ISO 529 | 2BX | 2.5xD | C 2 - 3

■ 1.1 1.2 1.3 4.1 5.1 7.1 7.2 7.3

● 1.4 2.1 2.2 5.2 6.1 6.3 7.4

| UNF | TPI | $d_1$ nom mm | $l_1$ mm | $l_2$ mm | $d_2$ Ø mm | a mm | $l_3$ mm | | $l_4$ mm | e-Code |
|---|---|---|---|---|---|---|---|---|---|---|
| **8** | 36 | 4.166 | 53 | 9.5 | 4.50 | 3.55 | 6 | 3.9 | 18 | **E5978-36** |
| **10** | 32 | 4.826 | 58 | 11 | 5.00 | 4.00 | 7 | 4.5 | 20 | **E59710-32** |
| **1/4** | 28 | 6.350 | 66 | 13 | 6.30 | 5.00 | 8 | 6 | 26 | **E5971/4** |
| **5/16** | 24 | 7.938 | 72 | 16 | 8.00 | 8.00 | 9 | 7.5 | 29 | **E5975/16** |
| **3/8** | 24 | 9.525 | 80 | 18 | 10.00 | 10.00 | 11 | 9.1 | 32 | **E5973/8** |
| **7/16** | 20 | 11.112 | 85 | 19 | 8.00 | 8.00 | 9 | 10.6 | | **E5977/16** |

# E570

- Machine Tap
- Maschinen-Gewindebohrer
- Machinetappen
- Tarauds machine
- Machos de máquina
- Macho de Máquina




## E570




• 1.1 1.2 1.3 1.4 1.5 3.1 3.2 3.3 3.4 6.1 6.2 6.3 6.4 7.2 7.3 7.4 8.2 8.3

| UN | TPI | $d_1$ nom mm | $l_1$ mm | $l_2$ mm | $d_2$ Ø mm | a mm | z | | $l_4$ mm | e-Code |
|---|---|---|---|---|---|---|---|---|---|---|
| **1/4** | 32 | 6.350 | 66 | 13 | 6.30 | 5.00 | 3 | 5.6 | 26 | **E5701/4X32NO3** |
| **1/4** | 36 | 6.350 | 66 | 13 | 6.30 | 5.00 | 3 | 5.7 | 26 | **E5701/4X36NO3** |
| **1/4** | 40 | 6.350 | 66 | 13 | 6.30 | 5.00 | 3 | 5.7 | 26 | **E5701/4X40NO3** |
| **5/16** | 32 | 7.938 | 72 | 16 | 8.00 | 6.30 | 3 | 7.2 | 29 | **E5705/16X32NO3** |
| **3/8** | 32 | 9.525 | 80 | 18 | 10.00 | 8.00 | 3 | 8.8 | 32 | **E5703/8X32NO3** |
| **7/16** | 24 | 11.112 | 85 | 19 | 8.00 | 6.30 | 3 | 10 | | **E5707/16X24NO3** |
| **7/16** | 28 | 11.112 | 85 | 19 | 8.00 | 6.30 | 3 | 10.2 | | **E5707/16X28NO3** |
| **1/2** | 28 | 12.700 | 89 | 22 | 9.00 | 7.10 | 3 | 11.8 | | **E5701/2X28NO3** |
| **9/16** | 24 | 14.288 | 95 | 24 | 11.20 | 9.00 | 4 | 13.25 | | **E5709/16X24NO3** |
| **5/8** | 24 | 15.875 | 102 | 24 | 12.50 | 10.00 | 4 | 14.8 | | **E5705/8X24NO3** |
| **3/4** | 20 | 19.050 | 112 | 29 | 14.00 | 11.20 | 4 | 17.8 | | **E5703/4X20NO3** |
| **7/8** | 20 | 22.225 | 118 | 30 | 16.00 | 12.50 | 4 | 21 | | **E5707/8X20NO3** |
| **1“** | 14 | 25.400 | 130 | 36 | 18.00 | 14.00 | 4 | 23.5 | | **E5701X14NO3** |
| **1.1/16** | 12 | 26.988 | 127 | 37 | 20.00 | 16.00 | 4 | 24.75 | | **E5701.1/16X12NO3** |
| **1.1/8** | 8 | 28.575 | 138 | 35 | 20.00 | 16.00 | 4 | 25.5 | | **E5701.1/8X8NO3** |
| **1.3/16** | 12 | 30.163 | 137 | 37 | 22.40 | 18.00 | 4 | 28 | | **E5701.3/16X12NO3** |
| **1.1/4** | 8 | 31.750 | 151 | 41 | 22.40 | 18.00 | 4 | 28.5 | | **E5701.1/4X8NO3** |
| **1.5/16** | 12 | 33.338 | 137 | 37 | 22.40 | 18.00 | 4 | 31.25 | | **E5701.5/16X12NO3** |

NO1 - NO8 299

# E531

DORMER

- Machine Tap
- Maschinen-Gewindebohrer
- Machinetappen
- Tarauds machine
- Machos de máquina
- Macho de Máquina




L120 397

## E531

BSW | HSS | ISO 529 | MEDIUM | 1.5xD

1.1 1.2 1.3 1.4 1.5 3.1 3.2 3.3 3.4 6.1 6.2 6.3 6.4 7.2 7.3 7.4 8.2 8.3

| BSW | TPI | $d_1$ nom mm | $l_1$ mm | $l_2$ mm | $d_2$ Ø mm | a mm | z | ↔ | $l_4$ mm | e-Code |
|---|---|---|---|---|---|---|---|---|---|---|
| 1/8 | 40 | 3.175 | 48 | 12.5 | 3.15 | 2.50 | 3 | 2.55 | 12.5 | E5311/8NO1 |
| 1/8 | 40 | 3.175 | 48 | 12.5 | 3.15 | 2.50 | 3 | 2.55 | 12.5 | E5311/8NO2 |
| 1/8 | 40 | 3.175 | 48 | 12.5 | 3.15 | 2.50 | 3 | 2.55 | 12.5 | E5311/8NO3 |
| 1/8 | 40 | 3.175 | 48 | 12.5 | 3.15 | 2.50 | 3 | 2.55 | 12.5 | E5311/8NO6 |
| 5/32 | 32 | 3.969 | 53 | 14 | 4.00 | 3.15 | 3 | 3.2 | 14 | E5315/32NO1 |
| 5/32 | 32 | 3.969 | 53 | 14 | 4.00 | 3.15 | 3 | 3.2 | 14 | E5315/32NO2 |
| 5/32 | 32 | 3.969 | 53 | 14 | 4.00 | 3.15 | 3 | 3.2 | 14 | E5315/32NO3 |
| 5/32 | 32 | 3.969 | 53 | 14 | 4.00 | 3.15 | 3 | 3.2 | 14 | E5315/32NO6 |
| 3/16 | 24 | 4.763 | 58 | 11 | 5.00 | 4.00 | 3 | 3.7 | 20 | E5313/16NO1 |
| 3/16 | 24 | 4.763 | 58 | 11 | 5.00 | 4.00 | 3 | 3.7 | 20 | E5313/16NO2 |
| 3/16 | 24 | 4.763 | 58 | 11 | 5.00 | 4.00 | 3 | 3.7 | 20 | E5313/16NO3 |
| 3/16 | 24 | 4.763 | 58 | 11 | 5.00 | 4.00 | 3 | 3.7 | 20 | E5313/16NO6 |
| 1/4 | 20 | 6.350 | 66 | 13 | 6.30 | 5.00 | 3 | 5.1 | 26 | E5311/4NO1 |
| 1/4 | 20 | 6.350 | 66 | 13 | 6.30 | 5.00 | 3 | 5.1 | 26 | E5311/4NO2 |
| 1/4 | 20 | 6.350 | 66 | 13 | 6.30 | 5.00 | 3 | 5.1 | 26 | E5311/4NO3 |
| 1/4 | 20 | 6.350 | 66 | 13 | 6.30 | 5.00 | 3 | 5.1 | 26 | E5311/4NO6 |
| 5/16 | 18 | 7.938 | 72 | 16 | 8.00 | 6.30 | 3 | 6.5 | 29 | E5315/16NO1 |
| 5/16 | 18 | 7.938 | 72 | 16 | 8.00 | 6.30 | 3 | 6.5 | 29 | E5315/16NO2 |
| 5/16 | 18 | 7.938 | 72 | 16 | 8.00 | 6.30 | 3 | 6.5 | 29 | E5315/16NO3 |
| 5/16 | 18 | 7.938 | 72 | 16 | 8.00 | 6.30 | 3 | 6.5 | 29 | E5315/16NO6 |
| 3/8 | 16 | 9.525 | 80 | 18 | 10.00 | 8.00 | 3 | 7.9 | 32 | E5313/8NO1 |
| 3/8 | 16 | 9.525 | 80 | 18 | 10.00 | 8.00 | 3 | 7.9 | 32 | E5313/8NO2 |
| 3/8 | 16 | 9.525 | 80 | 18 | 10.00 | 8.00 | 3 | 7.9 | 32 | E5313/8NO3 |
| 3/8 | 16 | 9.525 | 80 | 18 | 10.00 | 8.00 | 3 | 7.9 | 32 | E5313/8NO6 |
| 7/16 | 14 | 11.112 | 85 | 19 | 8.00 | 6.30 | 3 | 9.2 | | E5317/16NO1 |
| 7/16 | 14 | 11.112 | 85 | 19 | 8.00 | 6.30 | 3 | 9.2 | | E5317/16NO2 |
| 7/16 | 14 | 11.112 | 85 | 19 | 8.00 | 6.30 | 3 | 9.2 | | E5317/16NO3 |
| 7/16 | 14 | 11.112 | 85 | 19 | 8.00 | 6.30 | 3 | 9.2 | | E5317/16NO6 |
| 1/2 | 12 | 12.700 | 89 | 22 | 9.00 | 7.10 | 3 | 10.5 | | E5311/2NO1 |
| 1/2 | 12 | 12.700 | 89 | 22 | 9.00 | 7.10 | 3 | 10.5 | | E5311/2NO2 |
| 1/2 | 12 | 12.700 | 89 | 22 | 9.00 | 7.10 | 3 | 10.5 | | E5311/2NO3 |
| 1/2 | 12 | 12.700 | 89 | 22 | 9.00 | 7.10 | 3 | 10.5 | | E5311/2NO6 |
| 5/8 | 11 | 15.875 | 102 | 24 | 12.50 | 10.00 | 4 | 13.5 | | E5315/8NO1 |
| 5/8 | 11 | 15.875 | 102 | 24 | 12.50 | 10.00 | 4 | 13.5 | | E5315/8NO2 |
| 5/8 | 11 | 15.875 | 102 | 24 | 12.50 | 10.00 | 4 | 13.5 | | E5315/8NO3 |
| 5/8 | 11 | 15.875 | 102 | 24 | 12.50 | 10.00 | 4 | 13.5 | | E5315/8NO6 |
| 3/4 | 10 | 19.050 | 112 | 29 | 14.00 | 11.20 | 4 | 16.5 | | E5313/4NO1 |
| 3/4 | 10 | 19.050 | 112 | 29 | 14.00 | 11.20 | 4 | 16.5 | | E5313/4NO2 |
| 3/4 | 10 | 19.050 | 112 | 29 | 14.00 | 11.20 | 4 | 16.5 | | E5313/4NO3 |
| 3/4 | 10 | 19.050 | 112 | 29 | 14.00 | 11.20 | 4 | 16.5 | | E5313/4NO6 |
| 1“ | 8 | 25.400 | 130 | 35 | 18.00 | 14.00 | 4 | 22 | | E5311NO1 |
| 1“ | 8 | 25.400 | 130 | 35 | 18.00 | 14.00 | 4 | 22 | | E5311NO2 |
| 1“ | 8 | 25.400 | 130 | 35 | 18.00 | 14.00 | 4 | 22 | | E5311NO3 |
| 1“ | 8 | 25.400 | 130 | 35 | 18.00 | 14.00 | 4 | 22 | | E5311NO6 |

NO1 – NO6 299

# E534

- Machine Tap
- Maschinen-Gewindebohrer
- Machinetappen
- Tarauds machine
- Machos de máquina
- Macho de Máquina

## E534




■ 1.1 1.2 1.3 1.4 2.1 2.2 2.3

● 1.5 1.6 4.3 5.1 5.2 6.1 6.3 7.1 7.2 7.3 7.4 8.1

| BSW | TPI | $d_1$ nom mm | $l_1$ mm | $l_2$ mm | $d_2$ Ø mm | a mm | z | | $l_4$ mm | e-Code |
|---|---|---|---|---|---|---|---|---|---|---|
| 1/8 | 40 | 3.175 | 48 | 12.5 | 3.15 | 2.50 | 3 | 2.55 | 12.5 | E5341/8 |
| 5/32 | 32 | 3.969 | 53 | 14 | 4.00 | 3.15 | 3 | 3.2 | 14 | E5345/32 |
| 3/16 | 24 | 4.763 | 58 | 11 | 5.00 | 4.00 | 3 | 3.7 | 20 | E5343/16 |
| 1/4 | 20 | 6.350 | 66 | 13 | 6.30 | 5.00 | 3 | 5.1 | 26 | E5341/4 |
| 5/16 | 18 | 7.938 | 72 | 16 | 8.00 | 6.30 | 3 | 6.5 | 29 | E5345/16 |
| 3/8 | 16 | 9.525 | 80 | 18 | 10.00 | 8.00 | 3 | 7.9 | 32 | E5343/8 |
| 7/16 | 14 | 11.112 | 85 | 19 | 8.00 | 6.30 | 3 | 9.2 | | E5347/16 |
| 1/2 | 12 | 12.700 | 89 | 22 | 9.00 | 7.10 | 3 | 10.5 | | E5341/2 |
| 5/8 | 11 | 15.875 | 102 | 24 | 12.50 | 10.00 | 3 | 13.5 | | E5345/8 |
| 3/4 | 10 | 19.050 | 112 | 29 | 14.00 | 11.20 | 4 | 16.5 | | E5343/4 |

# E533

- Machine Tap
- Tarauds machine
- Maschinen-Gewindebohrer
- Machos de máquina
- Machinetappen
- Macho de Máquina

## E533

■ 1.2 1.3 1.4 2.1 2.2 2.3

● 1.5 5.2 7.1 7.2 7.3 7.4

| BSW | TPI | $d_1$ nom mm | $l_1$ mm | $l_2$ mm | $d_2$ Ø mm | a mm | z | ↔ | $l_4$ mm | e-Code |
|---|---|---|---|---|---|---|---|---|---|---|
| **1/8** | 40 | 3.175 | 48 | 12.5 | 3.15 | 2.50 | 3 | 2.55 | 12.5 | **E5331/8** |
| **1/8** | 40 | 3.175 | 48 | 12.5 | 3.15 | 2.50 | 3 | 2.55 | 12.5 | **E5331/8BLUE** |
| **3/16** | 24 | 4.763 | 58 | 11 | 5.00 | 4.00 | 3 | 3.7 | 20 | **E5333/16** |
| **3/16** | 24 | 4.763 | 58 | 11 | 5.00 | 4.00 | 3 | 3.7 | 20 | **E5333/16BLUE** |
| **1/4** | 20 | 6.350 | 66 | 13 | 6.30 | 5.00 | 3 | 5.1 | 26 | **E5331/4** |
| **1/4** | 20 | 6.350 | 66 | 13 | 6.30 | 5.00 | 3 | 5.1 | 26 | **E5331/4BLUE** |
| **5/16** | 18 | 7.938 | 72 | 16 | 8.00 | 6.30 | 3 | 6.5 | 31 | **E5335/16** |
| **5/16** | 18 | 7.938 | 72 | 16 | 8.00 | 6.30 | 3 | 6.5 | 31 | **E5335/16BLUE** |
| **3/8** | 16 | 9.525 | 80 | 18 | 10.00 | 8.00 | 3 | 7.9 | 34 | **E5333/8** |
| **3/8** | 16 | 9.525 | 80 | 18 | 10.00 | 8.00 | 3 | 7.9 | 34 | **E5333/8BLUE** |
| **1/2** | 12 | 12.700 | 89 | 22 | 9.00 | 7.10 | 3 | 10.5 | | **E5331/2** |
| **1/2** | 12 | 12.700 | 89 | 22 | 9.00 | 7.10 | 3 | 10.5 | | **E5331/2BLUE** |
| **5/8** | 11 | 15.875 | 102 | 24 | 12.50 | 10.00 | 3 | 13.5 | | **E5335/8** |
| **5/8** | 11 | 15.875 | 102 | 24 | 12.50 | 10.00 | 3 | 13.5 | | **E5335/8BLUE** |
| **3/4** | 10 | 19.050 | 112 | 29 | 14.00 | 11.20 | 3 | 16.5 | | **E5333/4** |
| **3/4** | 10 | 19.050 | 112 | 29 | 14.00 | 11.20 | 3 | 16.5 | | **E5333/4BLUE** |

# E536

- Machine Tap
- Maschinen-Gewindebohrer
- Machinetappen
- Tarauds machine
- Machos de máquina
- Macho de Máquina




## E536

■ 6.1

● 1.1 1.2 1.3 1.4 1.5 1.6 2.1 2.2 2.3 3.1 3.2 3.3 3.4 6.2 6.3 6.4 7.2 7.3 7.4 8.2 8.3

| BSF | TPI | $d_1$ nom mm | $l_1$ mm | $l_2$ mm | $d_2$ Ø mm | a mm | z | | $l_4$ mm | e-Code |
|---|---|---|---|---|---|---|---|---|---|---|
| 3/16 | 32 | 4.76 | 58 | 12 | 5.0 | 4.0 | 3 | 4 | 20 | E5363/16NO1 |
| 3/16 | 32 | 4.76 | 58 | 12 | 5.0 | 4.0 | 3 | 4 | 20 | E5363/16NO2 |
| 3/16 | 32 | 4.76 | 58 | 12 | 5.0 | 4.0 | 3 | 4 | 20 | E5363/16NO3 |
| 3/16 | 32 | 4.76 | 58 | 12 | 5.0 | 4.0 | 3 | 4 | 20 | E5363/16NO6 |
| 1/4 | 26 | 6.35 | 66 | 14 | 6.3 | 5.0 | 3 | 5.3 | 26 | E5361/4NO1 |
| 1/4 | 26 | 6.35 | 66 | 14 | 6.3 | 5.0 | 3 | 5.3 | 26 | E5361/4NO2 |
| 1/4 | 26 | 6.35 | 66 | 14 | 6.3 | 5.0 | 3 | 5.3 | 26 | E5361/4NO3 |
| 1/4 | 26 | 6.35 | 66 | 14 | 6.3 | 5.0 | 3 | 5.3 | 26 | E5361/4NO6 |
| 5/16 | 22 | 7.94 | 72 | 18 | 8.0 | 6.3 | 3 | 6.8 | 29 | E5365/16NO1 |
| 5/16 | 22 | 7.94 | 72 | 18 | 8.0 | 6.3 | 3 | 6.8 | 29 | E5365/16NO2 |
| 5/16 | 22 | 7.94 | 72 | 18 | 8.0 | 6.3 | 3 | 6.8 | 29 | E5365/16NO3 |
| 5/16 | 22 | 7.94 | 72 | 18 | 8.0 | 6.3 | 3 | 6.8 | 29 | E5365/16NO6 |
| 3/8 | 20 | 9.53 | 80 | 20 | 10.0 | 8.0 | 3 | 8.3 | 32 | E5363/8NO1 |
| 3/8 | 20 | 9.53 | 80 | 20 | 10.0 | 8.0 | 3 | 8.3 | 32 | E5363/8NO2 |
| 3/8 | 20 | 9.53 | 80 | 20 | 10.0 | 8.0 | 3 | 8.3 | 32 | E5363/8NO3 |
| 3/8 | 20 | 9.53 | 80 | 20 | 10.0 | 8.0 | 3 | 8.3 | 32 | E5363/8NO6 |
| 7/16 | 18 | 11.11 | 85 | 20 | 8.0 | 6.3 | 3 | 9.7 | | E5367/16NO1 |
| 7/16 | 18 | 11.11 | 85 | 20 | 8.0 | 6.3 | 3 | 9.7 | | E5367/16NO2 |
| 7/16 | 18 | 11.11 | 85 | 20 | 8.0 | 6.3 | 3 | 9.7 | | E5367/16NO3 |
| 7/16 | 18 | 11.11 | 85 | 20 | 8.0 | 6.3 | 3 | 9.7 | | E5367/16NO6 |
| 1/2 | 16 | 12.70 | 89 | 23 | 9.0 | 7.1 | 3 | 11 | | E5361/2NO1 |
| 1/2 | 16 | 12.70 | 89 | 23 | 9.0 | 7.1 | 3 | 11 | | E5361/2NO2 |
| 1/2 | 16 | 12.70 | 89 | 23 | 9.0 | 7.1 | 3 | 11 | | E5361/2NO3 |
| 1/2 | 16 | 12.70 | 89 | 23 | 9.0 | 7.1 | 3 | 11 | | E5361/2NO6 |
| 9/16 | 16 | 14.28 | 95 | 25 | 11.2 | 9.0 | 4 | 12.7 | | E5369/16NO1 |
| 9/16 | 16 | 14.28 | 95 | 25 | 11.2 | 9.0 | 4 | 12.7 | | E5369/16NO2 |
| 9/16 | 16 | 14.28 | 95 | 25 | 11.2 | 9.0 | 4 | 12.7 | | E5369/16NO3 |
| 9/16 | 16 | 14.28 | 95 | 25 | 11.2 | 9.0 | 4 | 12.7 | | E5369/16NO6 |
| 5/8 | 14 | 15.88 | 102 | 25 | 12.5 | 10.0 | 4 | 14 | | E5365/8NO1 |
| 5/8 | 14 | 15.88 | 102 | 25 | 12.5 | 10.0 | 4 | 14 | | E5365/8NO2 |
| 5/8 | 14 | 15.88 | 102 | 25 | 12.5 | 10.0 | 4 | 14 | | E5365/8NO3 |
| 5/8 | 14 | 15.88 | 102 | 25 | 12.5 | 10.0 | 4 | 14 | | E5365/8NO6 |
| 3/4 | 12 | 19.05 | 112 | 30 | 14.0 | 11.2 | 4 | 17 | | E5363/4NO1 |
| 3/4 | 12 | 19.05 | 112 | 30 | 14.0 | 11.2 | 4 | 17 | | E5363/4NO2 |
| 3/4 | 12 | 19.05 | 112 | 30 | 14.0 | 11.2 | 4 | 17 | | E5363/4NO3 |
| 3/4 | 12 | 19.05 | 112 | 30 | 14.0 | 11.2 | 4 | 17 | | E5363/4NO6 |
| 7/8 | 11 | 22.23 | 118 | 30 | 16.0 | 12.5 | 4 | 19.75 | | E5367/8NO1 |
| 7/8 | 11 | 22.23 | 118 | 30 | 16.0 | 12.5 | 4 | 19.75 | | E5367/8NO2 |
| 7/8 | 11 | 22.23 | 118 | 30 | 16.0 | 12.5 | 4 | 19.75 | | E5367/8NO3 |
| 7/8 | 11 | 22.23 | 118 | 30 | 16.0 | 12.5 | 4 | 19.75 | | E5367/8NO6 |
| 1“ | 10 | 25.40 | 130 | 36 | 18.0 | 14.0 | 4 | 22.75 | | E5361NO1 |
| 1“ | 10 | 25.40 | 130 | 36 | 18.0 | 14.0 | 4 | 22.75 | | E5361NO2 |
| 1 | 10 | 25.40 | 130 | 36 | 18.0 | 14.0 | 4 | 22.75 | | E5361NO3 |
| 1“ | 10 | 25.40 | 130 | 36 | 18.0 | 14.0 | 4 | 22.75 | | E5361NO6 |

NO1 NO6 299

# E539 / E538

DORMER

- Machine Tap
- Tarauds machine
- Maschinen-Gewindebohrer
- Machos de máquina
- Machinetappen
- Macho de Máquina

## E539

BSF | HSS | ST | ISO 529 | MEDIUM | 2.5xD | B 3.5 - 5

■ 1.1 1.2 1.3 1.4 2.1 2.2 2.3

● 1.5 1.6 4.3 5.1 5.2 6.1 6.3 7.1 7.2 7.3 7.4 8.1

| BSF | TPI | $d_1$ nom Inch | $l_1$ mm | $l_2$ mm | $d_2$ Ø mm | a mm | z | | $l_4$ mm | e-Code |
|---|---|---|---|---|---|---|---|---|---|---|
| 1/4 | 26 | 6.35 | 66 | 14 | 6.3 | 5.0 | 3 | 5.3 | 26 | E5391/4 |
| 5/16 | 22 | 7.94 | 72 | 18 | 8.0 | 6.3 | 3 | 6.8 | 29 | E5395/16 |
| 3/8 | 20 | 9.53 | 80 | 20 | 10.0 | 8.0 | 3 | 8.3 | 32 | E5393/8 |
| 1/2 | 16 | 12.70 | 89 | 23 | 9.0 | 7.1 | 3 | 11 | | E5391/2 |

## E538

BSF | HSS | ST | ISO 529 | MEDIUM | 2xD | C 2 - 3 | 40°

■ 1.2 1.3 1.4 2.1 2.2 2.3

● 1.5 5.2 7.1 7.2 7.3 7.4

| BSF | TPI | $d_1$ nom mm | $l_1$ mm | $l_2$ mm | $d_2$ Ø mm | a mm | z | | $l_4$ mm | e-Code |
|---|---|---|---|---|---|---|---|---|---|---|
| 1/4 | 26 | 6.350 | 66 | 13 | 6.30 | 5.00 | 3 | 5.3 | 26 | E5381/4 |
| 1/4 | 26 | 6.350 | 66 | 13 | 6.30 | 5.00 | 3 | 5.3 | 26 | E5381/4BLUE |
| 5/16 | 22 | 7.938 | 72 | 16 | 8.00 | 6.30 | 3 | 6.8 | 31 | E5385/16 |
| 5/16 | 22 | 7.938 | 72 | 16 | 8.00 | 6.30 | 3 | 6.8 | 31 | E5385/16BLUE |
| 3/8 | 20 | 9.525 | 80 | 18 | 10.00 | 8.00 | 3 | 8.3 | 34 | E5383/8 |
| 3/8 | 20 | 9.525 | 80 | 18 | 10.00 | 8.00 | 3 | 8.3 | 34 | E5383/8BLUE |
| 1/2 | 16 | 12.700 | 89 | 22 | 9.00 | 7.10 | 3 | 11 | | E5381/2 |
| 1/2 | 16 | 12.700 | 89 | 22 | 9.00 | 7.10 | 3 | 11 | | E5381/2BLUE |

# E542

- Machine Tap
- Maschinen-Gewindebohrer
- Machinetappen
- Tarauds machine
- Machos de máquina
- Macho de Máquina




L120 397

## E542

BA | HSS | ISO 529 | NORMAL | 1.5xD

● 1.1 1.2 1.3 1.4 1.5 3.1 3.2 3.3 3.4 6.1 6.2 6.3 6.4 7.2 7.3 7.4 8.2 8.3

| BA | P mm | $d_1$ nom mm | $l_1$ mm | $l_2$ mm | $d_2$ Ø mm | a mm | $l_3$ mm | z | | $l_4$ mm | e-Code |
|---|---|---|---|---|---|---|---|---|---|---|---|
| **BA10** | 0.35 | 1.70 | 41 | 7.0 | 2.50 | 2.0 | 4 | 2 | 1.3 | 7 | **E542BA10NO1** |
| **BA10** | 0.35 | 1.70 | 41 | 7.0 | 2.50 | 2.0 | 4 | 2 | 1.3 | 7 | **E542BA10NO2** |
| **BA10** | 0.35 | 1.70 | 41 | 7.0 | 2.50 | 2.0 | 4 | 2 | 1.3 | 7 | **E542BA10NO3** |
| **BA10** | 0.35 | 1.70 | 41 | 7.0 | 2.50 | 2.0 | 4 | 2 | 1.3 | 7 | **E542BA10NO6** |
| **BA 8** | 0.43 | 2.20 | 44.5 | 9.5 | 2.80 | 2.2 | 5 | 3 | 1.8 | 9.5 | **E542BA8NO1** |
| **BA 8** | 0.43 | 2.20 | 44.5 | 9.5 | 2.80 | 2.2 | 5 | 3 | 1.8 | 9.5 | **E542BA8NO2** |
| **BA 8** | 0.43 | 2.20 | 44.5 | 9.5 | 2.80 | 2.2 | 5 | 3 | 1.8 | 9.5 | **E542BA8NO3** |
| **BA 8** | 0.43 | 2.20 | 44.5 | 9.5 | 2.80 | 2.2 | 5 | 3 | 1.8 | 9.5 | **E542BA8NO6** |
| **BA 6** | 0.53 | 2.80 | 44.5 | 9.5 | 2.80 | 2.2 | 5 | 3 | 2.3 | 9.5 | **E542BA6NO1** |
| **BA 6** | 0.53 | 2.80 | 44.5 | 9.5 | 2.80 | 2.2 | 5 | 3 | 2.3 | 9.5 | **E542BA6NO2** |
| **BA 6** | 0.53 | 2.80 | 44.5 | 9.5 | 2.80 | 2.2 | 5 | 3 | 2.3 | 9.5 | **E542BA6NO3** |
| **BA 6** | 0.53 | 2.80 | 44.5 | 9.5 | 2.80 | 2.2 | 5 | 3 | 2.3 | 9.5 | **E542BA6NO6** |
| **BA 5** | 0.59 | 3.20 | 48 | 14.5 | 3.15 | 2.5 | 5 | 3 | 2.65 | 14.5 | **E542BA5NO1** |
| **BA 5** | 0.59 | 3.20 | 48 | 14.5 | 3.15 | 2.5 | 5 | 3 | 2.65 | 14.5 | **E542BA5NO2** |
| **BA 5** | 0.59 | 3.20 | 48 | 14.5 | 3.15 | 2.5 | 5 | 3 | 2.65 | 14.5 | **E542BA5NO3** |
| **BA 5** | 0.59 | 3.20 | 48 | 14.5 | 3.15 | 2.5 | 5 | 3 | 2.65 | 14.5 | **E542BA5NO6** |
| **BA 4** | 0.66 | 3.60 | 50 | 16.5 | 3.55 | 2.8 | 5 | 3 | 3 | 16.5 | **E542BA4NO1** |
| **BA 4** | 0.66 | 3.60 | 50 | 16.5 | 3.55 | 2.8 | 5 | 3 | 3 | 16.5 | **E542BA4NO2** |
| **BA 4** | 0.66 | 3.60 | 50 | 16.5 | 3.55 | 2.8 | 5 | 3 | 3 | 16.5 | **E542BA4NO3** |
| **BA 4** | 0.66 | 3.60 | 50 | 16.5 | 3.55 | 2.8 | 5 | 3 | 3 | 16.5 | **E542BA4NO6** |
| **BA 3** | 0.73 | 4.10 | 53 | 10.0 | 4.50 | 3.5 | 6 | 3 | 3.4 | 17 | **E542BA3NO1** |
| **BA 3** | 0.73 | 4.10 | 53 | 10.0 | 4.50 | 3.5 | 6 | 3 | 3.4 | 17 | **E542BA3NO2** |
| **BA 3** | 0.73 | 4.10 | 53 | 10.0 | 4.50 | 3.5 | 6 | 3 | 3.4 | 17 | **E542BA3NO3** |
| **BA 3** | 0.73 | 4.10 | 53 | 10.0 | 4.50 | 3.5 | 6 | 3 | 3.4 | 17 | **E542BA3NO6** |
| **BA 2** | 0.81 | 4.70 | 58 | 12.0 | 5.00 | 4.0 | 7 | 3 | 4 | 20 | **E542BA2NO1** |
| **BA 2** | 0.81 | 4.70 | 58 | 12.0 | 5.00 | 4.0 | 7 | 3 | 4 | 20 | **E542BA2NO2** |
| **BA 2** | 0.81 | 4.70 | 58 | 12.0 | 5.00 | 4.0 | 7 | 3 | 4 | 20 | **E542BA2NO3** |
| **BA 2** | 0.81 | 4.70 | 58 | 12.0 | 5.00 | 4.0 | 7 | 3 | 4 | 20 | **E542BA2NO6** |
| **BA 0** | 1.00 | 6.00 | 66 | 14.0 | 6.30 | 5.0 | 8 | 3 | 5.1 | 26 | **E542BA0NO1** |
| **BA 0** | 1.00 | 6.00 | 66 | 14.0 | 6.30 | 5.0 | 8 | 3 | 5.1 | 26 | **E542BA0NO2** |
| **BA 0** | 1.00 | 6.00 | 66 | 14.0 | 6.30 | 5.0 | 8 | 3 | 5.1 | 26 | **E542BA0NO3** |
| **BA 0** | 1.00 | 6.00 | 66 | 14.0 | 6.30 | 5.0 | 8 | 3 | 5.1 | 26 | **E542BA0NO6** |

NO1 – NO6 299

# E545 / E544

DORMER

- Machine Tap
- Tarauds machine
- Maschinen-Gewindebohrer
- Machos de máquina
- Machinetappen
- Macho de Máquina

## E545




■ 1.1 1.2 1.3 1.4

● 1.5 1.6 2.1 2.2 2.3 4.3 5.1 5.2 6.1 6.3 7.1 7.2 7.3 7.4 8.1

| BA | P mm | $d_1$ nom mm | $l_1$ mm | $l_2$ mm | $d_2$ Ø mm | a mm | $l_3$ mm | z | ↔ | $l_4$ mm | e-Code |
|---|---|---|---|---|---|---|---|---|---|---|---|
| BA10 | 0.35 | 1.70 | 41 | 7.0 | 2.50 | 2.0 | 4 | 2 | 1.3 | 7 | E545BA10 |
| BA 8 | 0.43 | 2.20 | 44.5 | 9.5 | 2.80 | 2.2 | 5 | 3 | 1.8 | 9.5 | E545BA8 |
| BA 6 | 0.53 | 2.80 | 44.5 | 9.5 | 2.80 | 2.2 | 5 | 3 | 2.3 | 9.5 | E545BA6 |
| BA 4 | 0.66 | 3.60 | 50 | 16.5 | 3.55 | 2.8 | 5 | 3 | 3 | 16.5 | E545BA4 |
| BA 2 | 0.81 | 4.70 | 58 | 12.0 | 5.00 | 4.0 | 7 | 3 | 4 | 20 | E545BA2 |

## E544

■ 1.2 1.3 1.4 2.1 2.2 2.3

● 1.5 5.2 7.1 7.2 7.3 7.4

| BA | P mm | $d_1$ nom mm | $l_1$ mm | $l_2$ mm | $d_2$ Ø mm | a mm | $l_3$ mm | z | ↔ | $l_4$ mm | e-Code |
|---|---|---|---|---|---|---|---|---|---|---|---|
| BA 8 | 0.43 | 2.20 | 44.5 | 9.5 | 2.80 | 2.2 | 5 | 3 | 1.8 | 9.5 | E544BA8 |
| BA 8 | 0.43 | 2.20 | 44.5 | 9.5 | 2.80 | 2.2 | 5 | 3 | 1.8 | 9.5 | E544BA8BLUE |
| BA 6 | 0.53 | 2.80 | 44.5 | 9.5 | 2.80 | 2.2 | 5 | 3 | 2.3 | 9.5 | E544BA6 |
| BA 6 | 0.53 | 2.80 | 44.5 | 9.5 | 2.80 | 2.2 | 5 | 3 | 2.3 | 9.5 | E544BA6BLUE |
| BA 4 | 0.66 | 3.60 | 50 | 16.5 | 3.55 | 2.8 | 5 | 3 | 3 | 16.5 | E544BA4 |
| BA 4 | 0.66 | 3.60 | 50 | 16.5 | 3.55 | 2.8 | 5 | 3 | 3 | 16.5 | E544BA4BLUE |
| BA 2 | 0.81 | 4.70 | 58 | 12.0 | 5.00 | 4.0 | 7 | 3 | 4 | 20 | E544BA2 |
| BA 2 | 0.81 | 4.70 | 58 | 12.0 | 5.00 | 4.0 | 7 | 3 | 4 | 20 | E544BA2BLUE |

# E416 / E282

- Machine Tap, White Shark
- Tarauds machine, Shark bague blanche
- Maschinen-Gewindebohrer, Weissring, Shark
- Machos de máquina Shark (Anillo Blanco)
- Machinetappen, Shark Witring
- Macho de Máq., Branco Shark

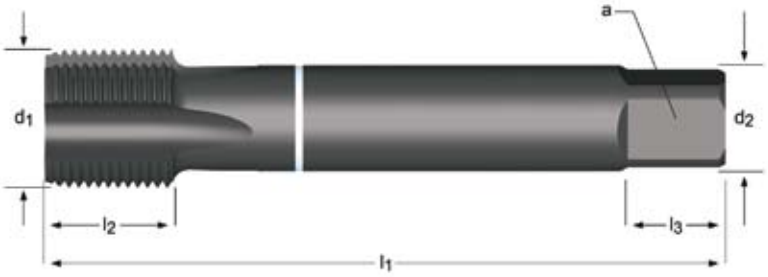


## E416

G | HSCo | N | DIN 5156 | ISO 5969 | 2xD | C 2 - 3

■ 3.1 3.2 3.3 8.2

● 3.4 6.2 6.4 7.4

| G(BSP) | TPI | $d_1$ nom mm | $l_1$ mm | $l_2$ mm | $d_2$ Ø mm | a mm | $l_3$ mm | z | ↔ | e-Code |
|---|---|---|---|---|---|---|---|---|---|---|
| 1/8 | 28 | 9.73 | 90 | 20 | 7 | 5.5 | 8 | 4 | 8.8 | E4161/8 |
| 1/4 | 19 | 13.16 | 100 | 21 | 11 | 9.0 | 12 | 4 | 11.8 | E4161/4 |
| 3/8 | 19 | 16.66 | 100 | 21 | 12 | 9.0 | 12 | 5 | 15.25 | E4163/8 |
| 1/2 | 14 | 20.96 | 125 | 24 | 16 | 12.0 | 15 | 5 | 19 | E4161/2 |
| 3/4 | 14 | 26.44 | 140 | 28 | 20 | 16.0 | 19 | 6 | 24.5 | E4163/4 |
| 1“ | 11 | 33.25 | 160 | 30 | 25 | 20.0 | 23 | 6 | 30.75 | E4161 |




## E282

G | HSCo | DIN 5156 | ISO 5969 | 1.5xD | C 2 - 3

● 1.1 1.2 1.3 1.4 1.5 3.1 3.2 3.3 6.2 6.3 7.2 7.3 8.2

| G(BSP) | TPI | $d_1$ nom mm | $l_1$ mm | $l_2$ mm | $d_2$ Ø mm | a mm | $l_3$ mm | z | ↔ | e-Code |
|---|---|---|---|---|---|---|---|---|---|---|
| 1/8 | 28 | 9.73 | 90 | 20 | 7 | 5.5 | 8 | 3 | 8.8 | E2821/8 |
| 1/4 | 19 | 13.16 | 100 | 21 | 11 | 9.0 | 12 | 4 | 11.8 | E2821/4 |
| 3/8 | 19 | 16.66 | 100 | 21 | 12 | 9.0 | 12 | 4 | 15.25 | E2823/8 |
| 1/2 | 14 | 20.96 | 125 | 24 | 16 | 12.0 | 15 | 4 | 19 | E2821/2 |
| 5/8 | 14 | 22.91 | 125 | 25 | 18 | 14.5 | 17 | 4 | 21 | E2825/8 |
| 3/4 | 14 | 26.44 | 140 | 28 | 20 | 16.0 | 19 | 4 | 24.5 | E2823/4 |
| 7/8 | 14 | 30.20 | 150 | 28 | 22 | 18.0 | 21 | 4 | 28.25 | E2827/8 |
| 1 | 11 | 33.25 | 160 | 30 | 25 | 20.0 | 23 | 4 | 30.75 | E2821 |
| 1.1/8 | 11 | 37.90 | 170 | 28 | 28 | 22.0 | 25 | 4 | 35 | E2821.1/8 |
| 1.1/4 | 11 | 41.91 | 170 | 30 | 32 | 24.0 | 27 | 4 | 39.5 | E2821.1/4 |
| 1.1/2 | 11 | 47.80 | 190 | 32 | 36 | 29.0 | 32 | 6 | 45 | E2821.1/2 |

# E119

DORMER

- Hand Tap
- Handgewindebohrer
- Handtappen
- Tarauds à main
- Machos de mano
- Machos Manuais




## E119




• 1.1 1.2 1.3 1.4 1.5 3.1 3.2 3.3 3.4 6.1 6.2 6.3 6.4 7.2 7.3 7.4 8.2 8.3

| G(BSP) | TPI | $d_1$ nom mm | $l_1$ mm | $l_2$ mm | $d_2$ Ø mm | a mm | z | | e-Code |
|---|---|---|---|---|---|---|---|---|---|
| 1/8 | 28 | 9.73 | 63 | 15 | 7 | 5.5 | 3 | 8.8 | E1191/8NO3 |
| 1/8 | 28 | 9.73 | 63 | 15 | 7 | 5.5 | 3 | 8.8 | E1191/8NO9 |
| 1/4 | 19 | 13.16 | 70 | 16 | 11 | 9.0 | 4 | 11.8 | E1191/4NO3 |
| 1/4 | 19 | 13.16 | 70 | 16 | 11 | 9.0 | 4 | 11.8 | E1191/4NO9 |
| 3/8 | 19 | 16.66 | 70 | 16 | 12 | 9.0 | 4 | 15.25 | E1193/8NO3 |
| 3/8 | 19 | 16.66 | 70 | 16 | 12 | 9.0 | 4 | 15.25 | E1193/8NO9 |
| 1/2 | 14 | 20.96 | 80 | 18 | 16 | 12.0 | 4 | 19 | E1191/2NO3 |
| 1/2 | 14 | 20.96 | 80 | 18 | 16 | 12.0 | 4 | 19 | E1191/2NO9 |
| 5/8 | 14 | 22.91 | 80 | 22 | 18 | 14.5 | 4 | 21 | E1195/8NO3 |
| 5/8 | 14 | 22.91 | 80 | 22 | 18 | 14.5 | 4 | 21 | E1195/8NO9 |
| 3/4 | 14 | 26.44 | 90 | 22 | 20 | 16.0 | 4 | 24.5 | E1193/4NO3 |
| 3/4 | 14 | 26.44 | 90 | 22 | 20 | 16.0 | 4 | 24.5 | E1193/4NO9 |
| 7/8 | 14 | 30.20 | 90 | 22 | 22 | 18.0 | 6 | 28.25 | E1197/8NO3 |
| 7/8 | 14 | 30.20 | 90 | 22 | 22 | 18.0 | 6 | 28.25 | E1197/8NO9 |
| 1“ | 11 | 33.25 | 100 | 25 | 25 | 20.0 | 6 | 30.75 | E1191NO3 |
| 1“ | 11 | 33.25 | 100 | 25 | 25 | 20.0 | 6 | 30.75 | E1191NO9 |
| 1.1/8 | 11 | 37.90 | 125 | 40 | 28 | 22.0 | 6 | 35 | E1191.1/8NO3 |
| 1.1/8 | 11 | 37.90 | 125 | 40 | 28 | 22.0 | 6 | 35 | E1191.1/8NO9 |
| 1.1/4 | 11 | 41.91 | 125 | 40 | 32 | 24.0 | 6 | 39.5 | E1191.1/4NO3 |
| 1.1/4 | 11 | 41.91 | 125 | 40 | 32 | 24.0 | 6 | 39.5 | E1191.1/4NO9 |
| 1.1/2 | 11 | 47.80 | 140 | 40 | 36 | 29.0 | 6 | 45 | E1191.1/2NO3 |
| 1.1/2 | 11 | 47.80 | 140 | 40 | 36 | 29.0 | 6 | 45 | E1191.1/2NO9 |
| 1.3/4 | 11 | 53.75 | 140 | 40 | 40 | 32.0 | 6 | 51 | E1191.3/4NO3 |
| 1.3/4 | 11 | 53.75 | 140 | 40 | 40 | 32.0 | 6 | 51 | E1191.3/4NO9 |
| 2“ | 11 | 59.61 | 160 | 40 | 45 | 35.0 | 6 | 57 | E1192NO3 |
| 2“ | 11 | 59.61 | 160 | 40 | 45 | 35.0 | 6 | 57 | E1192NO9 |
| 2.1/4 | 11 | 65.71 | 160 | 40 | 50 | 39.0 | 6 | 63 | E1192.1/4NO3 |
| 2.1/4 | 11 | 65.71 | 160 | 40 | 50 | 39.0 | 6 | 63 | E1192.1/4NO9 |
| 2.1/2 | 11 | 75.18 | 160 | 40 | 50 | 39.0 | 6 | 72.5 | E1192.1/2NO3 |
| 2.1/2 | 11 | 75.18 | 160 | 40 | 50 | 39.0 | 6 | 72.5 | E1192.1/2NO9 |
| 2.3/4 | 11 | 81.53 | 160 | 40 | 50 | 39.0 | 8 | 79 | E1192.3/4NO3 |
| 2.3/4 | 11 | 81.53 | 160 | 40 | 50 | 39.0 | 8 | 79 | E1192.3/4NO9 |
| 3“ | 11 | 87.88 | 160 | 40 | 50 | 39.0 | 8 | 85.5 | E1193NO3 |
| 3“ | 11 | 87.88 | 160 | 40 | 50 | 39.0 | 8 | 85.5 | E1193NO9 |

NO1 – NO9 299

# E284

- Machine Tap
- Maschinen-Gewindebohrer
- Machinetappen
- Tarauds machine
- Machos de máquina
- Macho de Máquina




## E284




■ 1.2 1.3 1.4

● 1.1 1.5 3.1 3.2 3.3 3.4 4.1 4.3 5.1 5.2 6.1 6.2 6.3 7.1 7.2 7.3 7.4 8.1

| G(BSP) | TPI | $d_1$ nom mm | $l_1$ mm | $l_2$ mm | $d_2$ Ø mm | a mm | $l_3$ mm | z | ↔ | e-Code |
|---|---|---|---|---|---|---|---|---|---|---|
| **1/8** | 28 | 9.73 | 90 | 20 | 7 | 5.5 | 8 | 3 | 8.8 | **E2841/8** |
| **1/4** | 19 | 13.16 | 100 | 21 | 11 | 9.0 | 12 | 4 | 11.8 | **E2841/4** |
| **3/8** | 19 | 16.66 | 100 | 21 | 12 | 9.0 | 12 | 4 | 15.25 | **E2843/8** |
| **1/2** | 14 | 20.96 | 125 | 24 | 16 | 12.0 | 15 | 4 | 19 | **E2841/2** |
| **5/8** | 14 | 22.91 | 125 | 25 | 18 | 14.5 | 17 | 4 | 21 | **E2845/8** |
| **3/4** | 14 | 26.44 | 140 | 28 | 20 | 16.0 | 19 | 4 | 24.5 | **E2843/4** |
| **7/8** | 14 | 30.20 | 150 | 28 | 22 | 18.0 | 21 | 4 | 28.25 | **E2847/8** |
| **1** | 11 | 33.25 | 160 | 30 | 25 | 20.0 | 23 | 4 | 30.75 | **E2841** |

# E040 / E041

DORMER

- Machine Tap MTT-X
- MTT-X Maschinen-Gewindebohrer
- MTT-X Machinetappen
- MTT-X Tarauds machine
- MTT-X Machos de máquina
- MTT-X Macho de Máquina




MTT-X

## E040




■ 1.1 1.2 1.3 1.4 1.5 6.1 6.3 7.1 7.2 7.3 7.4

● 1.6 3.1 3.2 3.3 3.4 4.1 4.2 5.1 5.2 6.2 8.1

| G(BSP) | TPI | $d_1$ nom mm | $l_1$ mm | $l_2$ mm | $d_2$ Ø mm | a mm | $l_3$ mm | z | ↔ | e-Code |
|---|---|---|---|---|---|---|---|---|---|---|
| 1/8 | 28 | 9.728 | 90 | 15 | 8 | 6.3 | 9 | 3 | 8.80 | E0401/8 |
| 1/4 | 19 | 13.157 | 100 | 19 | 10 | 8 | 11 | 3 | 11.80 | E0401/4 |
| 3/8 | 19 | 16.662 | 100 | 21 | 12.5 | 10 | 13 | 3 | 15.25 | E0403/8 |
| 1/2 | 14 | 20.955 | 125 | 26 | 16 | 12.5 | 16 | 4 | 19.00 | E0401/2 |
| 3/4 | 14 | 26.441 | 140 | 28 | 20 | 16 | 20 | 4 | 24.50 | E0403/4 |




MTT-X

## E041




■ 1.1 1.2 1.3 1.4 1.5

● 1.6 2.1 2.2 2.3 3.1 3.2 3.3 3.4

| G(BSP) | TPI | $d_1$ nom mm | $l_1$ mm | $l_2$ mm | $d_2$ Ø mm | a mm | $l_3$ mm | z | ↔ | e-Code |
|---|---|---|---|---|---|---|---|---|---|---|
| 1/8 | 28 | 9.728 | 90 | 15 | 8 | 6.3 | 9 | 3 | 8.80 | E0411/8 |
| 1/4 | 19 | 13.157 | 100 | 19 | 10 | 8 | 11 | 3 | 11.80 | E0411/4 |
| 3/8 | 19 | 16.662 | 100 | 21 | 12.5 | 10 | 13 | 3 | 15.25 | E0413/8 |
| 1/2 | 14 | 20.955 | 125 | 26 | 16 | 12.5 | 16 | 4 | 19.00 | E0411/2 |
| 3/4 | 14 | 26.441 | 140 | 28 | 20 | 16 | 20 | 4 | 24.50 | E0413/4 |

# E362

- Machine Tap, Blue Shark
- Maschinen-Gewindebohrer, Blauring, Shark
- Machinetappen, Shark Blauwring
- Tarauds machine, Shark bague bleue
- Machos de máquina Shark (Anillo Azul)
- Macho de Máq., Azul Shark

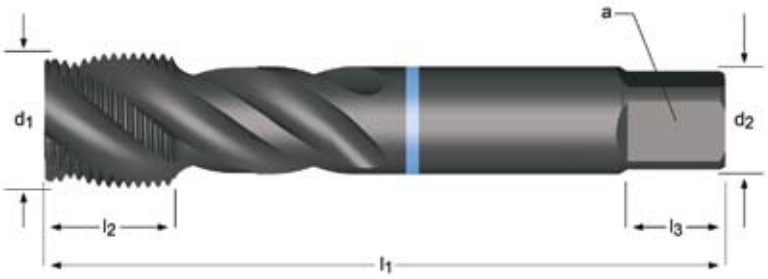


## E362

G | HSCo | ST | DIN 5156 | ISO 5969 | 2xD | C 2 - 3 | 40°

■ 2.1 2.2 2.3

● 1.5 1.6

| G(BSP) | TPI | $d_1$ nom mm | $l_1$ mm | $l_2$ mm | $d_2$ Ø mm | a mm | $l_3$ mm | z | ↔ | e-Code |
|---|---|---|---|---|---|---|---|---|---|---|
| **1/8** | 28 | 9.73 | 90 | 12 | 7 | 5.5 | 8 | 3 | 8.8 | **E3621/8** |
| **1/4** | 19 | 13.16 | 100 | 15 | 11 | 9.0 | 12 | 4 | 11.8 | **E3621/4** |
| **3/8** | 19 | 16.66 | 100 | 15 | 12 | 9.0 | 12 | 4 | 15.25 | **E3623/8** |
| **1/2** | 14 | 20.96 | 125 | 24 | 16 | 12.0 | 15 | 4 | 19 | **E3621/2** |
| **3/4** | 14 | 26.44 | 140 | 20 | 20 | 16.0 | 19 | 4 | 24.5 | **E3623/4** |
| **1** | 11 | 33.25 | 160 | 24 | 25 | 20.0 | 23 | 4 | 30.75 | **E3621** |

# E283

- Machine Tap
- Maschinen-Gewindebohrer
- Machinetappen
- Tarauds machine
- Machos de máquina
- Macho de Máquina




## E283

■ 1.3 1.4

● 1.2 1.5 7.2 7.3

| G(BSP) | TPI | $d_1$ nom mm | $l_1$ mm | $l_2$ mm | $d_2$ Ø mm | a mm | $l_3$ mm | z | ↔ | e-Code |
|---|---|---|---|---|---|---|---|---|---|---|
| **1/8** | 28 | 9.73 | 90 | 20 | 7 | 5.5 | 8 | 3 | 8.8 | **E2831/8** |
| **1/4** | 19 | 13.16 | 100 | 21 | 11 | 9.0 | 12 | 3 | 11.8 | **E2831/4** |
| **3/8** | 19 | 16.66 | 100 | 21 | 12 | 9.0 | 12 | 4 | 15.25 | **E2833/8** |
| **1/2** | 14 | 20.96 | 125 | 24 | 16 | 12.0 | 15 | 4 | 19 | **E2831/2** |
| **5/8** | 14 | 22.91 | 125 | 25 | 18 | 14.5 | 17 | 4 | 21 | **E2835/8** |
| **3/4** | 14 | 26.44 | 140 | 28 | 20 | 16.0 | 19 | 4 | 24.5 | **E2833/4** |
| **7/8** | 14 | 30.20 | 150 | 28 | 22 | 18.0 | 21 | 4 | 28.25 | **E2837/8** |
| **1** | 11 | 33.25 | 160 | 30 | 25 | 20.0 | 23 | 4 | 30.75 | **E2831** |
| **1.1/8** | 11 | 37.90 | 170 | 30 | 28 | 22.0 | 25 | 4 | 35 | **E2831.1/8** |
| **1.1/4** | 11 | 41.91 | 170 | 30 | 32 | 24.0 | 27 | 4 | 39.5 | **E2831.1/4** |
| **1.1/2** | 11 | 47.80 | 190 | 32 | 36 | 29.0 | 32 | 6 | 45 | **E2831.1/2** |

# E042 / E043

- Machine Tap MTT-X
- MTT-X Maschinen-Gewindebohrer
- MTT-X Machinetappen
- MTT-X Tarauds machine
- MTT-X Machos de máquina
- MTT-X Macho de Máquina

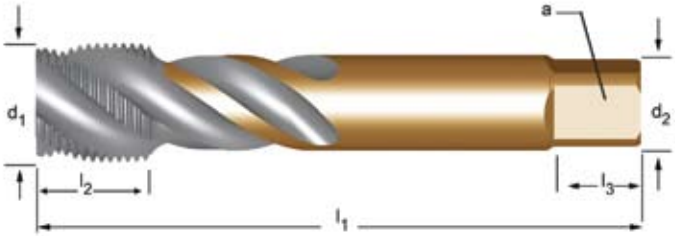


MTT-X

## E042

G | HSS XS1 | Gold | D ISO | NORMAL | 2.5xD | C 2 - 3 | 48°

■ 1.1 1.2 1.3 1.4 1.5 7.1 7.2 7.3 7.4

● 4.1 4.2 5.1 5.2 8.1

| G(BSP) | TPI | $d_1$ nom mm | $l_1$ mm | $l_2$ mm | $d_2$ Ø mm | a mm | $l_3$ mm | z | ↔ | e-Code |
|---|---|---|---|---|---|---|---|---|---|---|
| 1/8 | 28 | 9.728 | 90 | 15 | 8 | 6.3 | 9 | 3 | 8.80 | E0421/8 |
| 1/4 | 19 | 13.157 | 100 | 19 | 10 | 8 | 11 | 3 | 11.80 | E0421/4 |
| 3/8 | 19 | 16.662 | 100 | 21 | 12.5 | 10 | 13 | 4 | 15.25 | E0423/8 |
| 1/2 | 14 | 20.955 | 125 | 26 | 16 | 12.5 | 16 | 4 | 19.00 | E0421/2 |
| 3/4 | 14 | 26.441 | 140 | 28 | 20 | 16 | 20 | 4 | 24.50 | E0423/4 |




MTT-X

## E043

G | HSS XS1 | ST | D ISO | NORMAL | 2.5xD | C 2 - 3 | 48°

■ 1.1 1.2 1.3 1.4 1.5

● 1.6 2.1 2.2 2.3

| G(BSP) | TPI | $d_1$ nom mm | $l_1$ mm | $l_2$ mm | $d_2$ Ø mm | a mm | $l_3$ mm | z | ↔ | e-Code |
|---|---|---|---|---|---|---|---|---|---|---|
| 1/8 | 28 | 9.728 | 90 | 15 | 8 | 6.3 | 9 | 3 | 8.80 | E0431/8 |
| 1/4 | 19 | 13.157 | 100 | 19 | 10 | 8 | 11 | 3 | 11.80 | E0431/4 |
| 3/8 | 19 | 16.662 | 100 | 21 | 12.5 | 10 | 13 | 4 | 15.25 | E0433/8 |
| 1/2 | 14 | 20.955 | 125 | 26 | 16 | 12.5 | 16 | 4 | 19.00 | E0431/2 |
| 3/4 | 14 | 26.441 | 140 | 28 | 20 | 16 | 20 | 4 | 24.50 | E0433/4 |

# E547

DORMER

- Machine Tap
- Tarauds machine
- Maschinen-Gewindebohrer
- Machos de máquina
- Machinetappen
- Macho de Máquina

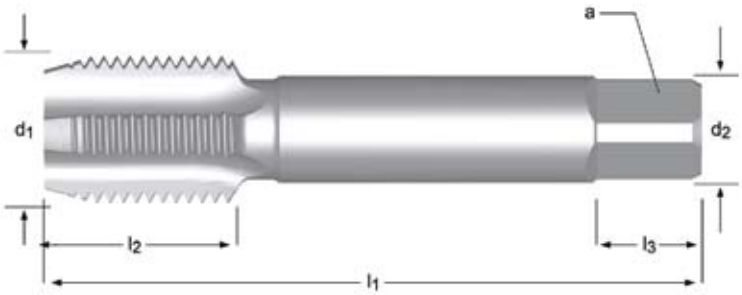


## E547

• 1.1 1.2 1.3 1.4 1.5 3.1 3.2 3.3 3.4 6.1 6.2 6.3 6.4 7.2 7.3 7.4 8.2 8.3

| G(BSP) | TPI | $d_1$ nom mm | $l_1$ mm | $l_2$ mm | $d_2$ Ø mm | a mm | $l_3$ mm | z | ↔ | e-Code |
|---|---|---|---|---|---|---|---|---|---|---|
| 1/8 | 28 | 9.728 | 59 | 15 | 8.0 | 8.0 | 9 | 4 | 8.8 | E5471/8NO1 |
| 1/8 | 28 | 9.728 | 59 | 15 | 8.0 | 6.3 | 9 | 4 | 8.8 | E5471/8NO2 |
| 1/8 | 28 | 9.728 | 59 | 15 | 8.0 | 6.3 | 9 | 4 | 8.8 | E5471/8NO3 |
| 1/8 | 28 | 9.728 | 59 | 15 | 8.0 | 6.3 | 9 | 4 | 8.8 | E5471/8NO7 |
| 1/4 | 19 | 13.157 | 67 | 19 | 10.0 | 8.0 | 11 | 4 | 11.8 | E5471/4NO1 |
| 1/4 | 19 | 13.157 | 67 | 19 | 10.0 | 8.0 | 11 | 4 | 11.8 | E5471/4NO2 |
| 1/4 | 19 | 13.157 | 67 | 19 | 10.0 | 8.0 | 11 | 4 | 11.8 | E5471/4NO3 |
| 1/4 | 19 | 13.157 | 67 | 19 | 10.0 | 8.0 | 11 | 4 | 11.8 | E5471/4NO7 |
| 3/8 | 19 | 16.662 | 75 | 21 | 12.5 | 10.0 | 13 | 4 | 15.25 | E5473/8NO1 |
| 3/8 | 19 | 16.662 | 75 | 21 | 12.5 | 10.0 | 13 | 4 | 15.25 | E5473/8NO2 |
| 3/8 | 19 | 16.662 | 75 | 21 | 12.5 | 10.0 | 13 | 4 | 15.25 | E5473/8NO3 |
| 3/8 | 19 | 16.662 | 75 | 21 | 12.5 | 10.0 | 13 | 4 | 15.25 | E5473/8NO7 |
| 1/2 | 14 | 20.955 | 87 | 26 | 16.0 | 12.5 | 16 | 4 | 19 | E5471/2NO1 |
| 1/2 | 14 | 20.955 | 87 | 26 | 16.0 | 12.5 | 16 | 4 | 19 | E5471/2NO2 |
| 1/2 | 14 | 20.955 | 87 | 26 | 16.0 | 12.5 | 16 | 4 | 19 | E5471/2NO3 |
| 1/2 | 14 | 20.955 | 87 | 26 | 16.0 | 12.5 | 16 | 4 | 19 | E5471/2NO7 |
| 5/8 | 14 | 22.911 | 91 | 26 | 18.0 | 14.0 | 18 | 4 | 21 | E5475/8NO1 |
| 5/8 | 14 | 22.911 | 91 | 26 | 18.0 | 14.0 | 18 | 4 | 21 | E5475/8NO2 |
| 5/8 | 14 | 22.911 | 91 | 26 | 18.0 | 14.0 | 18 | 4 | 21 | E5475/8NO3 |
| 5/8 | 14 | 22.911 | 91 | 26 | 18.0 | 14.0 | 18 | 4 | 21 | E5475/8NO7 |
| 3/4 | 14 | 26.441 | 96 | 28 | 20.0 | 16.0 | 20 | 4 | 24.5 | E5473/4NO1 |
| 3/4 | 14 | 26.441 | 96 | 28 | 20.0 | 16.0 | 20 | 4 | 24.5 | E5473/4NO2 |
| 3/4 | 14 | 26.441 | 96 | 28 | 20.0 | 16.0 | 20 | 4 | 24.5 | E5473/4NO3 |
| 3/4 | 14 | 26.441 | 96 | 28 | 20.0 | 16.0 | 20 | 4 | 24.5 | E5473/4NO7 |
| 7/8 | 14 | 30.201 | 102 | 29 | 22.4 | 18.0 | 22 | 4 | 28.25 | E5477/8NO1 |
| 7/8 | 14 | 30.201 | 102 | 29 | 22.4 | 18.0 | 22 | 4 | 28.25 | E5477/8NO2 |
| 7/8 | 14 | 30.201 | 102 | 29 | 22.4 | 18.0 | 22 | 4 | 28.25 | E5477/8NO3 |
| 1“ | 11 | 33.249 | 109 | 33 | 25.0 | 20.0 | 24 | 4 | 30.75 | E5471NO1 |
| 1“ | 11 | 33.249 | 109 | 33 | 25.0 | 20.0 | 24 | 4 | 30.75 | E5471NO2 |
| 1“ | 11 | 33.249 | 109 | 33 | 25.0 | 20.0 | 24 | 4 | 30.75 | E5471NO3 |
| 1.1/4 | 11 | 41.910 | 119 | 36 | 31.5 | 25.0 | 28 | 6 | 39.5 | E5471.1/4NO1 |
| 1.1/4 | 11 | 41.910 | 119 | 36 | 31.5 | 25.0 | 28 | 6 | 39.5 | E5471.1/4NO2 |
| 1.1/4 | 11 | 41.910 | 119 | 36 | 31.5 | 25.0 | 28 | 6 | 39.5 | E5471.1/4NO3 |
| 1.1/2 | 11 | 47.803 | 125 | 37 | 35.5 | 28.0 | 31 | 6 | 45 | E5471.1/2NO1 |
| 1.1/2 | 11 | 47.803 | 125 | 37 | 35.5 | 28.0 | 31 | 6 | 45 | E5471.1/2NO2 |
| 1.1/2 | 11 | 47.803 | 125 | 37 | 35.5 | 28.0 | 31 | 6 | 45 | E5471.1/2NO3 |
| 2“ | 11 | 59.614 | 140 | 41 | 40.0 | 31.5 | 34 | 6 | 57 | E5472NO1 |
| 2“ | 11 | 59.614 | 140 | 41 | 40.0 | 31.5 | 34 | 6 | 57 | E5472NO2 |
| 2“ | 11 | 59.614 | 140 | 41 | 40.0 | 31.5 | 34 | 6 | 57 | E5472NO3 |

NO1 – NO9 299

# E562

- Machine Tap
- Tarauds machine
- Maschinen-Gewindebohrer
- Machos de máquina
- Machinetappen
- Macho de Máquina

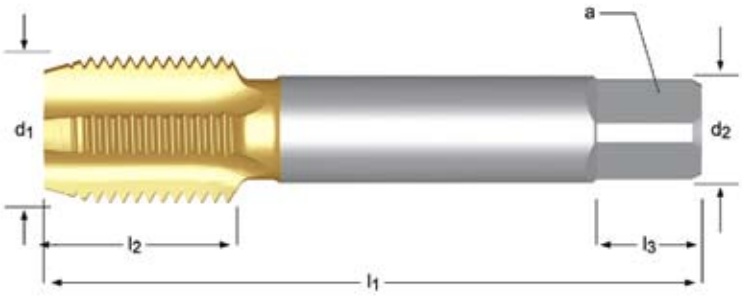


## E562

■ 3.1 3.2 3.3

● 1.1 1.2 1.3 1.4 1.5 3.4 6.2 6.3 6.4 7.2 7.3 7.4 8.2 8.3

| G(BSP) | TPI | $d_1$ nom Inch | $l_1$ mm | $l_2$ mm | $d_2$ Ø mm | a mm | $l_3$ mm | z | ↔ | e-Code |
|---|---|---|---|---|---|---|---|---|---|---|
| **1/8** | 28 | 9.728 | 59 | 15 | 8.0 | 6.3 | 9 | 4 | 8.8 | **E5621/8NO3** |
| **1/4** | 19 | 13.157 | 67 | 19 | 10.0 | 8.0 | 11 | 4 | 11.8 | **E5621/4NO3** |
| **3/8** | 19 | 16.662 | 75 | 21 | 12.5 | 10.0 | 13 | 4 | 15.25 | **E5623/8NO3** |
| **1/2** | 14 | 20.955 | 87 | 26 | 16.0 | 12.5 | 16 | 4 | 19 | **E5621/2NO3** |
| **3/4** | 14 | 26.441 | 96 | 28 | 20.0 | 16.0 | 20 | 4 | 24.5 | **E5623/4NO3** |
| **1“** | 11 | 33.249 | 109 | 33 | 25.0 | 20.0 | 24 | 4 | 30.75 | **E5621NO3** |

NO1 – NO9 299

# E550

DORMER

- Machine Tap
- Maschinen-Gewindebohrer
- Machinetappen
- Tarauds machine
- Machos de máquina
- Macho de Máquina




## E550




■ 3.1 3.2 3.3 3.4 6.1

● 1.1 1.2 1.3 1.4 1.5 1.6 2.1 2.2 2.3 6.2 6.3 6.4 7.2 7.3 7.4 8.2 8.3

| Rc | TPI | $d_1$ nom mm | $l_1$ mm | $l_2$ mm | $d_2$ Ø mm | a mm | $l_3$ mm | z | | e-Code |
|---|---|---|---|---|---|---|---|---|---|---|
| **1/8** | 28 | 9.728 | 59 | 15 | 8.0 | 6.3 | 9 | 3 | 8.4 | **E5501/8** |
| **1/8** | 28 | 9.728 | 59 | 15 | 8.0 | 6.3 | 9 | 3 | 8.4 | **E5501/8NO7** |
| **1/4** | 19 | 13.157 | 67 | 19 | 10.0 | 8.0 | 11 | 3 | 11.2 | **E5501/4** |
| **1/4** | 19 | 13.157 | 67 | 19 | 10.0 | 8.0 | 11 | 3 | 11.2 | **E5501/4NO7** |
| **3/8** | 19 | 16.662 | 75 | 21 | 12.5 | 10.0 | 13 | 3 | 14.75 | **E5503/8** |
| **3/8** | 19 | 16.662 | 75 | 21 | 12.5 | 10.0 | 13 | 3 | 14.75 | **E5503/8NO7** |
| **1/2** | 14 | 20.955 | 87 | 26 | 16.0 | 12.5 | 16 | 5 | 18.25 | **E5501/2** |
| **1/2** | 14 | 20.955 | 87 | 26 | 16.0 | 12.5 | 16 | 5 | 18.25 | **E5501/2NO7** |
| **3/4** | 14 | 26.441 | 96 | 28 | 20.0 | 16.0 | 20 | 5 | 23.75 | **E5503/4** |
| **3/4** | 14 | 26.441 | 96 | 28 | 20.0 | 16.0 | 20 | 5 | 23.75 | **E5503/4NO7** |
| **1** | 11 | 33.249 | 109 | 33 | 25.0 | 20.0 | 24 | 5 | 30 | **E5501** |
| **1.1/4** | 11 | 41.910 | 119 | 36 | 31.5 | 25.0 | 28 | 5 | 38.5 | **E5501.1/4** |
| **1.1/2** | 11 | 47.803 | 125 | 37 | 35.5 | 28.0 | 31 | 7 | 44.5 | **E5501.1/2** |
| **2“** | 11 | 59.614 | 140 | 41 | 40.0 | 31.5 | 34 | 7 | 56 | **E5502** |

NO1 – NO8 299

# E735 / E736

- Machine Tap
- Maschinen-Gewindebohrer
- Machinetappen
- Tarauds machine
- Machos de máquina
- Macho de Máquina

NEW
2008.09

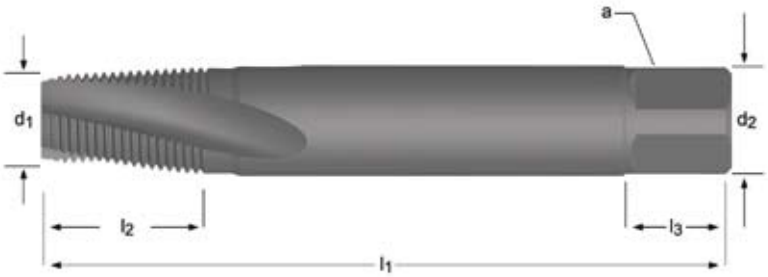


## E735

NPT | HSCo | ST | DIN ANSI | 1.5xD | C 2 - 3 | 15°

■ 1.4 1.5 1.6 2.4 3.1 3.2 4.2 4.3 5.2 5.3 6.2 6.4

● 6.3 7.3 7.4

| NPT | TPI | $d_1$ nom mm | $l_1$ mm | $l_2$ mm | $d_2$ Ø mm | a mm | $l_3$ mm | z | ↔ | ↔ | e-Code |
|---|---|---|---|---|---|---|---|---|---|---|---|
| **1/16** | 27 | 7.72 | 80 | 14 | 7.9 | 5.9 | 9 | 3 | 6.3 | D | **E7351/16** |
| **1/8** | 27 | 10.06 | 90 | 14 | 11.1 | 8.3 | 9 | 4 | 8.5 | R | **E7351/8** |
| **1/4** | 18 | 13.36 | 100 | 20 | 14.3 | 10.7 | 11 | 4 | 11 | 7/16 | **E7351/4** |
| **3/8** | 18 | 16.81 | 110 | 20 | 17.8 | 13.5 | 13 | 5 | 14.5 | 37/64 | **E7353/8** |
| **1/2** | 14 | 20.96 | 125 | 26 | 17.5 | 13.1 | 16 | 5 | 18 | 23/32 | **E7351/2** |
| **3/4** | 14 | 26.29 | 140 | 26 | 23.0 | 17.2 | 18 | 5 | 23 | 59/64 | **E7353/4** |
| **1“** | 11.5 | 32.92 | 150 | 31 | 28.6 | 21.4 | 21 | 5 | 29 | 1.5/32 | **E7351** |

NEW
2008.09

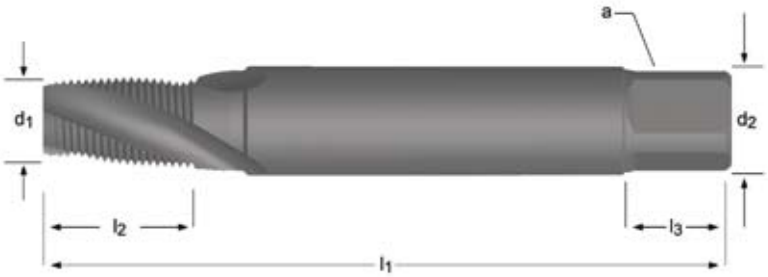


## E736

NPT | HSCo | ST | DIN ANSI | 1.5xD | C 2 - 3 | 30°

■ 1.2 1.4 2.1 2.2 2.3 4.1 5.1 6.1

● 1.1 1.3 3.3 3.4 7.1 7.2 7.3

| NPT | TPI | $d_1$ nom mm | $l_1$ mm | $l_2$ mm | $d_2$ Ø mm | a mm | $l_3$ mm | z | ↔ | ↔ | e-Code |
|---|---|---|---|---|---|---|---|---|---|---|---|
| **1/16** | 27 | 7.72 | 80 | 14 | 7.9 | 5.9 | 9 | 3 | 6.3 | D | **E7361/16** |
| **1/8** | 27 | 10.06 | 90 | 14 | 11.1 | 8.3 | 9 | 4 | 8.5 | R | **E7361/8** |
| **1/4** | 18 | 13.36 | 100 | 20 | 14.3 | 10.7 | 11 | 4 | 11 | 7/16 | **E7361/4** |
| **3/8** | 18 | 16.81 | 110 | 20 | 17.8 | 13.5 | 13 | 5 | 14.5 | 37/64 | **E7363/8** |
| **1/2** | 14 | 20.96 | 125 | 26 | 17.5 | 13.1 | 16 | 5 | 18 | 23/32 | **E7361/2** |
| **3/4** | 14 | 26.29 | 140 | 26 | 23.0 | 17.2 | 18 | 5 | 23 | 59/64 | **E7363/4** |
| **1“** | 11.5 | 32.92 | 150 | 31 | 28.6 | 21.4 | 21 | 5 | 29 | 1.5/32 | **E7361** |

# E714

- Machine Tap
- Tarauds machine
- Maschinen-Gewindebohrer
- Machos de máquina
- Machinetappen
- Macho de Máquina




E714




■ 1.3 1.4

● 1.1 1.2 1.5 3.1 3.2 3.3 3.4 6.2 7.3 7.4 8.1

| NPT | TPI | $d_1$ nom mm | $l_1$ mm | $l_2$ mm | $d_2$ Ø mm | a mm | $l_3$ mm | z | ↔ | e-Code |
|---|---|---|---|---|---|---|---|---|---|---|
| **1/8** | 27 | 10.23 | 90 | 14 | 11.0 | 9.0 | 12 | 3 | 8.5 | **E7141/8** |
| **1/4** | 18 | 13.60 | 100 | 20 | 14.0 | 11.0 | 14 | 3 | 11 | **E7141/4** |
| **3/8** | 18 | 17.04 | 110 | 20 | 16.0 | 12.0 | 15 | 4 | 14.5 | **E7143/8** |
| **1/2** | 14 | 21.20 | 125 | 26 | 18.0 | 14.5 | 17 | 4 | 18 | **E7141/2** |
| **3/4** | 14 | 26.54 | 140 | 26 | 22.0 | 18.0 | 21 | 5 | 23 | **E7143/4** |
| **1“** | 11.5 | 33.20 | 150 | 31 | 28.0 | 22.0 | 25 | 5 | 29 | **E7141** |

# E710 / E721

- Machine Tap
- Tarauds machine
- Maschinen-Gewindebohrer
- Machos de máquina
- Machinetappen
- Macho de Máquina

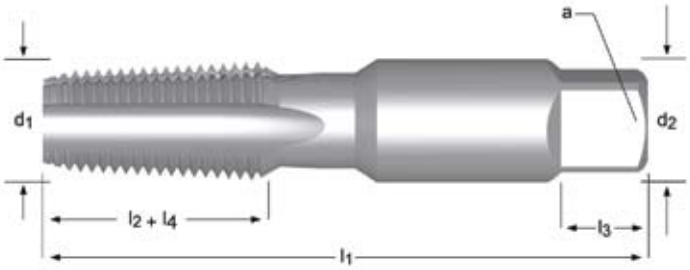


## E710

NPT | HSS | ~ANSI B94.9 | NORMAL | 1.5xD | C 2 - 3

● 1.1 1.2 1.3 1.4 1.5 3.1 3.2 3.3 3.4 6.2 7.3 7.4 8.1

| NPT | TPI | $d_1$ nom mm | $l_1$ mm | $l_2$ mm | $d_2$ Ø mm | a mm | $l_3$ mm | | z | e-Code |
|---|---|---|---|---|---|---|---|---|---|---|
| 1/16 | 27 | 7.94 | 65 | 17 | 8.1 | 6.0 | 8 | 6.3 | 4 | E7101/16NO3 |
| 1/8 | 27 | 10.29 | 70 | 19 | 11.1 | 8.3 | 10 | 8.5 | 4 | E7101/8 |
| 1/8 | 27 | 10.29 | 70 | 19 | 11.1 | 8.3 | 10 | 8.5 | 4 | E7101/8NO7 |
| 1/4 | 18 | 13.72 | 75 | 27 | 14.3 | 10.7 | 11 | 11 | 4 | E7101/4 |
| 1/4 | 18 | 13.72 | 75 | 27 | 14.3 | 10.7 | 11 | 11 | 4 | E7101/4NO7 |
| 3/8 | 18 | 17.15 | 80 | 27 | 17.8 | 13.5 | 13 | 14.5 | 4 | E7103/8 |
| 3/8 | 18 | 17.15 | 80 | 27 | 17.8 | 13.5 | 13 | 14.5 | 4 | E7103/8NO7 |
| 1/2 | 14 | 21.34 | 100 | 35 | 17.5 | 13.1 | 16 | 18 | 4 | E7101/2 |
| 1/2 | 14 | 21.34 | 100 | 35 | 17.5 | 13.1 | 16 | 18 | 4 | E7101/2NO7 |
| 3/4 | 14 | 26.67 | 105 | 35 | 23.0 | 17.2 | 17 | 23 | 5 | E7103/4 |
| 3/4 | 14 | 26.67 | 105 | 35 | 23.0 | 17.2 | 17 | 23 | 5 | E7103/4NO7 |
| 1“ | 11.5 | 33.40 | 115 | 43 | 28.6 | 21.4 | 21 | 29 | 5 | E7101 |
| 1.1/4 | 11.5 | 42.16 | 125 | 43 | 33.3 | 25.0 | 24 | 38 | 5 | E7101.1/4 |
| 1.1/2 | 11.5 | 48.26 | 135 | 43 | 38.1 | 28.6 | 25 | 44 | 7 | E7101.1/2 |
| 2“ | 11.5 | 60.33 | 145 | 43 | 47.6 | 35.7 | 29 | 56 | 7 | E7102 |

NO1 | NO9 299

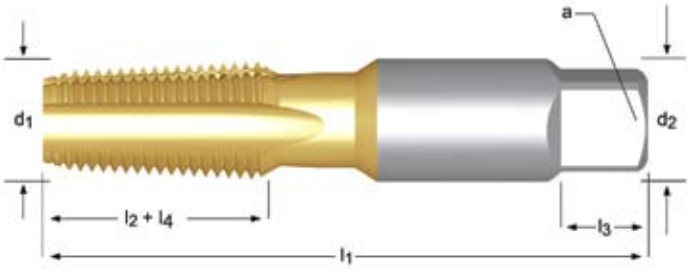


## E721

NPT | HSS | TiN | ~ANSI B94.9 | NORMAL | 1.5xD | C 2 - 3

■ 1.3 1.4 3.1 3.2 3.3 3.4

● 1.1 1.2 1.5 6.2 7.3 7.4 8.1

| NPT | TPI | $d_1$ nom mm | $l_1$ mm | $l_2$ mm | $d_2$ Ø mm | a mm | $l_3$ mm | | z | e-Code |
|---|---|---|---|---|---|---|---|---|---|---|
| 1/8 | 27 | 10.29 | 70 | 19 | 11.1 | 8.3 | 10 | 8.5 | 4 | E7211/8 |
| 1/4 | 18 | 13.72 | 75 | 27 | 14.3 | 10.7 | 11 | 11 | 4 | E7211/4 |
| 3/8 | 18 | 17.15 | 80 | 27 | 17.8 | 13.5 | 13 | 14.5 | 4 | E7213/8 |
| 1/2 | 14 | 21.34 | 100 | 35 | 17.5 | 13.1 | 16 | 18 | 4 | E7211/2 |
| 3/4 | 14 | 26.67 | 105 | 35 | 23.0 | 17.2 | 17 | 23 | 5 | E7213/4 |
| 1 | 11.5 | 33.40 | 115 | 43 | 28.6 | 21.4 | 21 | 29 | 5 | E7211 |

# E711

- Machine Tap, Interrupted Threads
- Tarauds machine
- Maschinen-Gewindebohrer, ausgesetzte Zähne
- Machos de máquina, dientes alternos
- Machinetappen, onderbroken draad
- Macho de Máq., Filetes Interrompidos

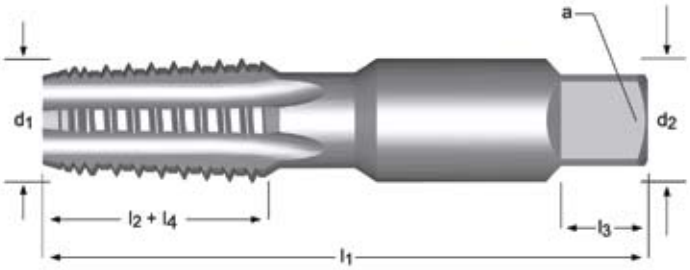


## E711




■ 1.3 1.4

● 1.1 1.2 1.5 3.1 3.2 3.3 3.4 6.2 7.3 7.4 8.1

| NPT | TPI | $d_1$ nom mm | $l_1$ mm | $l_2$ mm | $d_2$ Ø mm | a mm | $l_3$ mm | | z | e-Code |
|---|---|---|---|---|---|---|---|---|---|---|
| **1/8** | 27 | 10.29 | 70 | 19 | 11.1 | 8.3 | 10 | 8.5 | 5 | **E7111/8** |
| **1/4** | 18 | 13.72 | 75 | 27 | 14.3 | 10.7 | 11 | 11 | 5 | **E7111/4** |
| **3/8** | 18 | 17.15 | 80 | 27 | 17.8 | 13.5 | 13 | 14.5 | 5 | **E7113/8** |
| **1/2** | 14 | 21.33 | 100 | 35 | 17.5 | 13.1 | 16 | 18 | 5 | **E7111/2** |
| **3/4** | 14 | 26.67 | 105 | 35 | 23.0 | 17.2 | 17 | 23 | 5 | **E7113/4** |
| **1** | 11.5 | 33.40 | 115 | 43 | 28.6 | 21.4 | 21 | 29 | 5 | **E7111** |
| **1.1/2** | 11.5 | 48.26 | 135 | 43 | 38.1 | 28.6 | 25 | 44 | 7 | **E7111.1/2** |

# E712

- Machine Tap
- Maschinen-Gewindebohrer
- Machinetappen
- Tarauds machine
- Machos de máquina
- Macho de Máquina

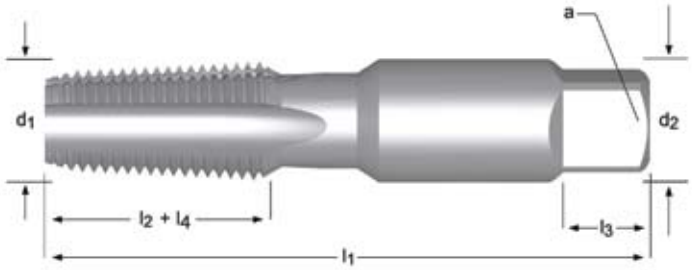


## E712




■ 1.3 1.4

● 1.1 1.2 1.5 3.1 3.2 3.3 3.4 6.2 7.3 7.4 8.1

| NPTF | TPI | $d_1$ nom mm | $l_1$ mm | $l_2$ mm | $d_2$ Ø mm | a mm | $l_3$ mm | | z | e-Code |
|---|---|---|---|---|---|---|---|---|---|---|
| **1/16** | 27 | 7.94 | 65 | 17 | 8.1 | 6.0 | 8 | 6.2 | 4 | **E7121/16** |
| **1/8** | 27 | 10.29 | 70 | 19 | 11.1 | 8.3 | 10 | 8.4 | 4 | **E7121/8** |
| **1/4** | 18 | 13.72 | 75 | 27 | 14.3 | 10.7 | 11 | 10.9 | 4 | **E7121/4** |
| **3/8** | 18 | 17.15 | 80 | 27 | 17.8 | 13.5 | 13 | 14.25 | 4 | **E7123/8** |
| **1/2** | 14 | 21.34 | 100 | 35 | 17.5 | 13.1 | 16 | 17.75 | 4 | **E7121/2** |
| **3/4** | 14 | 26.67 | 105 | 35 | 23.0 | 17.2 | 17 | 23 | 5 | **E7123/4** |
| **1** | 11.5 | 33.40 | 115 | 43 | 28.6 | 21.4 | 21 | 29 | 5 | **E7121** |
| **1.1/4** | 11.5 | 42.16 | 125 | 43 | 33.4 | 24.9 | 23 | 37.75 | 5 | **E7121.1/4** |

# E709 / E720

DORMER

- Machine Tap
- Maschinen-Gewindebohrer
- Machinetappen
- Tarauds machine
- Machos de máquina
- Macho de Máquina

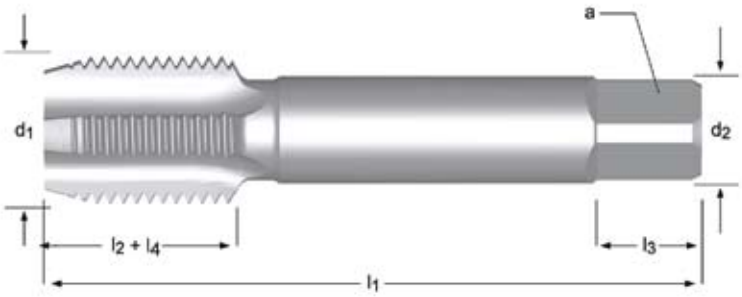


## E709

NPSF | HSS | ~ANSI B94.9 | NORMAL | 1.5xD

■ 1.3 1.4

● 1.1 1.2 1.5 3.1 3.2 3.3 3.4 6.2 7.3 7.4 8.1

| NPSF | TPI | $d_1$ nom mm | $l_1$ mm | $l_2$ mm | $d_2$ Ø mm | a mm | $l_3$ mm | ↔ | $l_4$ mm | z | e-Code |
|---|---|---|---|---|---|---|---|---|---|---|---|
| 1/8 | 27 | 10.29 | 70 | 19 | 11.1 | 8.3 | 10 | 8.7 | 19 | 4 | E7091/8 |
| 1/8 | 27 | 10.29 | 70 | 19 | 11.1 | 8.3 | 10 | 8.7 | 19 | 4 | E7091/8NO2 |
| 1/4 | 18 | 13.72 | 75 | 27 | 14.3 | 10.7 | 11 | 11.3 | 27 | 4 | E7091/4 |
| 1/4 | 18 | 13.72 | 75 | 27 | 14.3 | 10.7 | 11 | 11.3 | 27 | 4 | E7091/4NO2 |
| 3/8 | 18 | 17.15 | 80 | 27 | 17.8 | 13.5 | 13 | 14.75 | 27 | 4 | E7093/8 |
| 3/8 | 18 | 17.15 | 80 | 27 | 17.8 | 13.5 | 13 | 14.75 | 27 | 4 | E7093/8NO2 |
| 1/2 | 14 | 21.34 | 100 | 35 | 17.5 | 13.1 | 16 | 18.25 | | 4 | E7091/2 |
| 1/2 | 14 | 21.34 | 100 | 35 | 17.5 | 13.1 | 16 | 18.25 | | 4 | E7091/2NO2 |
| 3/4 | 14 | 26.67 | 105 | 35 | 23.0 | 17.2 | 17 | 23.5 | | 5 | E7093/4 |

NO1 – NO9 299

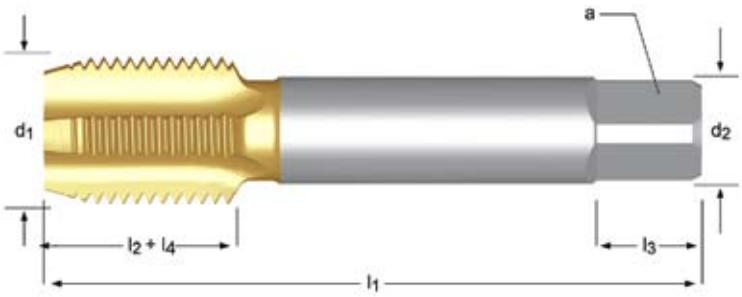


## E720

NPSF | HSS | TiN | ~ANSI B94.9 | NORMAL | 1.5xD | C 2 - 3

■ 1.3 1.4 3.1 3.2 3.3 3.4

● 1.1 1.2 1.5 6.2 7.3 7.4 8.1

| NPSF | TPI | $d_1$ nom mm | $l_1$ mm | $l_2$ mm | $d_2$ Ø mm | a mm | $l_3$ mm | ↔ | $l_4$ mm | z | e-Code |
|---|---|---|---|---|---|---|---|---|---|---|---|
| 1/8 | 27 | 10.29 | 70 | 19 | 11.1 | 8.3 | 10 | 8.7 | 19 | 4 | E7201/8NO3 |
| 1/4 | 18 | 13.72 | 75 | 27 | 14.3 | 10.7 | 11 | 11.3 | 27 | 4 | E7201/4NO3 |
| 3/8 | 18 | 17.15 | 80 | 27 | 17.8 | 13.5 | 13 | 14.75 | 27 | 4 | E7203/8NO3 |
| 1/2 | 14 | 21.34 | 100 | 35 | 17.5 | 13.1 | 16 | 18.25 | | 4 | E7201/2NO3 |
| 3/4 | 14 | 26.67 | 105 | 35 | 23.0 | 17.2 | 17 | 23.5 | | 5 | E7203/4NO3 |

NO1 – NO9 299

# E708

- Machine Tap
- Maschinen-Gewindebohrer
- Machinetappen
- Tarauds machine
- Machos de máquina
- Macho de Máquina

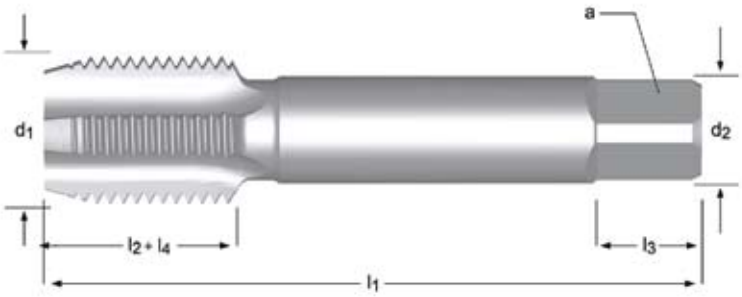


## E708

■ 1.3 1.4

● 1.1 1.2 1.5 3.1 3.2 3.3 3.4 6.2 7.3 7.4 8.1

| NPSM | TPI | $d_1$ nom mm | $l_1$ mm | $l_2$ mm | $d_2$ Ø mm | a mm | $l_3$ mm | | $l_4$ mm | z | e-Code |
|---|---|---|---|---|---|---|---|---|---|---|---|
| **1/8** | 27 | 10.29 | 70 | 19 | 11.1 | 8.3 | 10 | 9.1 | 19 | 4 | **E7081/8** |
| **1/4** | 18 | 13.72 | 75 | 27 | 14.3 | 10.7 | 11 | 12 | 27 | 4 | **E7081/4** |
| **3/8** | 18 | 17.15 | 80 | 27 | 17.8 | 13.5 | 13 | 15.5 | 27 | 4 | **E7083/8** |
| **1/2** | 14 | 21.33 | 100 | 35 | 17.5 | 13.1 | 16 | 19 | | 4 | **E7081/2** |
| **3/4** | 14 | 26.67 | 105 | 35 | 23.0 | 17.2 | 17 | 24.5 | | 5 | **E7083/4** |
| **1** | 11.5 | 33.40 | 115 | 43 | 28.6 | 21.4 | 21 | 30.5 | | 5 | **E7081** |

# E243

DORMER

- Machine Tap
- Maschinen-Gewindebohrer
- Machinetappen
- Tarauds machine
- Machos de máquina
- Macho de Máquina

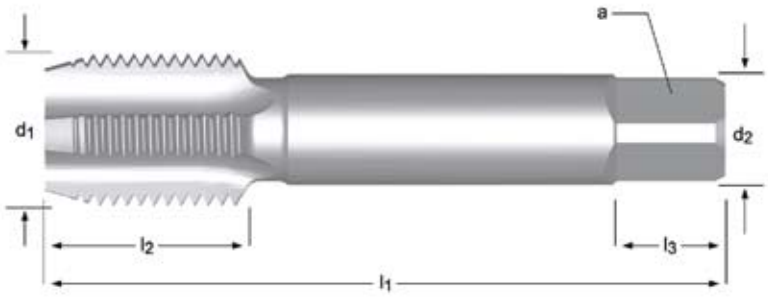


E243

● 1.1 1.2 1.3 1.4 1.5 3.1 3.2 3.3 6.2 6.3 7.2 7.3 8.2

| PG | TPI | $d_1$ nom mm | $l_1$ mm | $l_2$ mm | $d_2$ Ø mm | a mm | $l_3$ mm | z | | e-Code |
|---|---|---|---|---|---|---|---|---|---|---|
| **7** | 20 | 12.5 | 70 | 22 | 9 | 7 | 10 | 4 | 11.4 | **E243PG7NO2** |
| **7** | 20 | 12.5 | 70 | 22 | 9 | 7 | 10 | 4 | 11.4 | **E243PG7NO3** |
| **9** | 18 | 15.2 | 70 | 22 | 12 | 9 | 12 | 4 | 13.9 | **E243PG9NO2** |
| **9** | 18 | 15.2 | 70 | 22 | 12 | 9 | 12 | 4 | 13.9 | **E243PG9NO3** |
| **11** | 18 | 18.6 | 80 | 22 | 14 | 11 | 14 | 4 | 17.25 | **E243PG11NO2** |
| **11** | 18 | 18.6 | 80 | 22 | 14 | 11 | 14 | 4 | 17.25 | **E243PG11NO3** |
| **13.5** | 18 | 20.4 | 80 | 22 | 16 | 12 | 15 | 4 | 19 | **E243PG13.5NO2** |
| **13.5** | 18 | 20.4 | 80 | 22 | 16 | 12 | 15 | 4 | 19 | **E243PG13.5NO3** |
| **16** | 18 | 22.5 | 80 | 22 | 18 | 14.5 | 17 | 4 | 21.25 | **E243PG16NO2** |
| **16** | 18 | 22.5 | 80 | 22 | 18 | 14.5 | 17 | 4 | 21.25 | **E243PG16NO3** |
| **21** | 16 | 28.3 | 90 | 22 | 22 | 18 | 21 | 4 | 27 | **E243PG21NO2** |
| **21** | 16 | 28.3 | 90 | 22 | 22 | 18 | 21 | 4 | 27 | **E243PG21NO3** |
| **29** | 16 | 37.0 | 100 | 25 | 28 | 22 | 25 | 6 | 35.5 | **E243PG29NO2** |
| **29** | 16 | 37.0 | 100 | 25 | 28 | 22 | 25 | 6 | 35.5 | **E243PG29NO3** |
| **36** | 16 | 47.0 | 140 | 32 | 36 | 29 | 32 | 6 | 45.5 | **E243PG36NO2** |
| **36** | 16 | 47.0 | 140 | 32 | 36 | 29 | 32 | 6 | 45.5 | **E243PG36NO3** |

NO1 | NO2 299

**H**


H020 529
H021 529
H022 535
H023 537
H024 536
H026 530
H027 531
H028 533
H030 542
H035 539
H037 538
H042 537
H050 551
H060 547
H062 515
H068 519
H115 548
H125 544
H127 532
H128 534
H130 542
H135 539
H150 556
H162 516
H168 520
H225 544
H230 543
H235 541
H250 553
H262 517
H350 559
H362 549
H425 546
H426 545
H462 550
H500 523
H501 524
H502 521
H503 522
H504 525
H505 526
H525 546
H540 527
H541 528
H568 520
H602 510
H604 512
H605 513
H606 511
H607 509
H608 514
H635 540
H650 555
H700 498
H701 499
H702 500
H703 501
H704 506
H705 502
H706 503
H708 504
H709 505
H735 540
H740 507
H741 508
H750 561
H850 562

485 - 564

| | H700 | H701 | H702 | H703 | H705 | H706 |
|---|---|---|---|---|---|---|
| | | | | | | |
| | | | | | | |
| | DIN 69871 | MAS BT | DIN 69871 | MAS BT | HSK A/C | HSK A/C |
| | | | | | | |
| | | | | | | |
| | | | | | | |
| | | | | | | |
| | | | | | | |
| | | | | | | |
| | | | | | | |
| | | | | | | |
| | | | | | | |
| | - | - | - | - | - | - |
| | NEW 2008.09 | NEW 2008.09 | NEW 2008.09 | NEW 2008.09 | NEW 2008.09 | NEW 2008.09 |
| | 498 | 499 | 500 | 501 | 502 | 503 |
| 1.1 | | | | | | |
| 1.2 | | | | | | |
| 1.3 | | | | | | |
| 1.4 | | | | | | |
| 1.5 | | | | | | |
| 1.6 | | | | | | |
| 1.7 | | | | | | |
| 1.8 | | | | | | |
| 2.1 | | | | | | |
| 2.2 | | | | | | |
| 2.3 | | | | | | |
| 2.4 | | | | | | |
| 3.1 | | | | | | |
| 3.2 | | | | | | |
| 3.3 | | | | | | |
| 3.4 | | | | | | |
| 4.1 | | | | | | |
| 4.2 | | | | | | |
| 4.3 | | | | | | |
| 5.1 | | | | | | |
| 5.2 | | | | | | |
| 5.3 | | | | | | |
| 6.1 | | | | | | |
| 6.2 | | | | | | |
| 6.3 | | | | | | |
| 6.4 | | | | | | |
| 7.1 | | | | | | |
| 7.2 | | | | | | |
| 7.3 | | | | | | |
| 7.4 | | | | | | |
| 8.1 | | | | | | |
| 8.2 | | | | | | |
| 8.3 | | | | | | |
| 9.1 | | | | | | |
| 10.1 | | | | | | |

| | H708 | H709 | H704 | H740 | H741 | H607 | H602 |
|---|---|---|---|---|---|---|---|
| | | | | | | | |
| | | | | | | | |
| | DORMER CAPTO | DORMER CAPTO | | | | DIN 69071A | MAS BT |
| | | | | | | | |
| | | | | | | | |
| | | | | | | | |
| | | | | | | | |
| | | | | | | | |
| | | | | | | | |
| | | | | | | | |
| | | | | | | | |
| | | | | | | | |
| | - | - | - | - | - | - | - |
| | NEW 2008.09 | NEW 2008.09 | NEW 2008.09 | NEW 2008.09 | NEW 2008.09 | NEW 2008.09 | NEW 2008.09 |
| | 504 | 505 | 506 | 507 | 508 | 509 | 510 |
| 1.1 | | | | | | | |
| 1.2 | | | | | | | |
| 1.3 | | | | | | | |
| 1.4 | | | | | | | |
| 1.5 | | | | | | | |
| 1.6 | | | | | | | |
| 1.7 | | | | | | | |
| 1.8 | | | | | | | |
| 2.1 | | | | | | | |
| 2.2 | | | | | | | |
| 2.3 | | | | | | | |
| 2.4 | | | | | | | |
| 3.1 | | | | | | | |
| 3.2 | | | | | | | |
| 3.3 | | | | | | | |
| 3.4 | | | | | | | |
| 4.1 | | | | | | | |
| 4.2 | | | | | | | |
| 4.3 | | | | | | | |
| 5.1 | | | | | | | |
| 5.2 | | | | | | | |
| 5.3 | | | | | | | |
| 6.1 | | | | | | | |
| 6.2 | | | | | | | |
| 6.3 | | | | | | | |
| 6.4 | | | | | | | |
| 7.1 | | | | | | | |
| 7.2 | | | | | | | |
| 7.3 | | | | | | | |
| 7.4 | | | | | | | |
| 8.1 | | | | | | | |
| 8.2 | | | | | | | |
| 8.3 | | | | | | | |
| 9.1 | | | | | | | |
| 10.1 | | | | | | | |

| | H606 | H604 | H605 | H608 | H062 | H162 | H262 |
|---|---|---|---|---|---|---|---|
| | | | | | | | |
| | | | | | | | |
| | HSK A/C | DIN 69871 | MAS BT | HSK A/C | DIN 6327 | DIN 6327 | |
| | | | | | | | |
| | | | | | | | |
| | | | | | | | |
| | | | | | | | |
| | | | | | | | |
| | | | | | | | |
| | | | | | | | |
| | | | | | | | |
| | - | - | - | - | - | - | - |
| | NEW 2008.09 | NEW 2008.09 | NEW 2008.09 | NEW 2008.09 | | | |
| | 511 | 512 | 513 | 514 | 515 | 516 | 517 |
| 1.1 | | | | | | | |
| 1.2 | | | | | | | |
| 1.3 | | | | | | | |
| 1.4 | | | | | | | |
| 1.5 | | | | | | | |
| 1.6 | | | | | | | |
| 1.7 | | | | | | | |
| 1.8 | | | | | | | |
| 2.1 | | | | | | | |
| 2.2 | | | | | | | |
| 2.3 | | | | | | | |
| 2.4 | | | | | | | |
| 3.1 | | | | | | | |
| 3.2 | | | | | | | |
| 3.3 | | | | | | | |
| 3.4 | | | | | | | |
| 4.1 | | | | | | | |
| 4.2 | | | | | | | |
| 4.3 | | | | | | | |
| 5.1 | | | | | | | |
| 5.2 | | | | | | | |
| 5.3 | | | | | | | |
| 6.1 | | | | | | | |
| 6.2 | | | | | | | |
| 6.3 | | | | | | | |
| 6.4 | | | | | | | |
| 7.1 | | | | | | | |
| 7.2 | | | | | | | |
| 7.3 | | | | | | | |
| 7.4 | | | | | | | |
| 8.1 | | | | | | | |
| 8.2 | | | | | | | |
| 8.3 | | | | | | | |
| 9.1 | | | | | | | |
| 10.1 | | | | | | | |

| | H068 | H568 | H168 | H502 | H503 | H500 | H501 |
|---|---|---|---|---|---|---|---|
| | | | | | | | |
| | | | | | | | |
| | | | | | | | |
| | DIN 228 B | | | DIN 1835 B + E | DIN 1835 B + E | HSK A/C | HSK A/C |
| | | | | MICRO | MICRO | MICRO | MICRO |
| | | | | | 80 Bar | | 80 Bar |
| | | | | | | | |
| | | | | | | | |
| | | | | | | | |
| | | | | | | | |
| | | | | | | | |
| | | | | | | | |
| | | | | | | | |
| | - | - | - | - | - | - | - |
| | | | | NEW 2008.09 | NEW 2008.09 | NEW 2008.09 | NEW 2008.09 |
| | 519 | 520 | 520 | 521 | 522 | 523 | 524 |
| 1.1 | | | | | | | |
| 1.2 | | | | | | | |
| 1.3 | | | | | | | |
| 1.4 | | | | | | | |
| 1.5 | | | | | | | |
| 1.6 | | | | | | | |
| 1.7 | | | | | | | |
| 1.8 | | | | | | | |
| 2.1 | | | | | | | |
| 2.2 | | | | | | | |
| 2.3 | | | | | | | |
| 2.4 | | | | | | | |
| 3.1 | | | | | | | |
| 3.2 | | | | | | | |
| 3.3 | | | | | | | |
| 3.4 | | | | | | | |
| 4.1 | | | | | | | |
| 4.2 | | | | | | | |
| 4.3 | | | | | | | |
| 5.1 | | | | | | | |
| 5.2 | | | | | | | |
| 5.3 | | | | | | | |
| 6.1 | | | | | | | |
| 6.2 | | | | | | | |
| 6.3 | | | | | | | |
| 6.4 | | | | | | | |
| 7.1 | | | | | | | |
| 7.2 | | | | | | | |
| 7.3 | | | | | | | |
| 7.4 | | | | | | | |
| 8.1 | | | | | | | |
| 8.2 | | | | | | | |
| 8.3 | | | | | | | |
| 9.1 | | | | | | | |
| 10.1 | | | | | | | |

DORMER

| | H504 | H505 | H540 | H541 | H021 | H020 | H026 |
|---|---|---|---|---|---|---|---|
| | | | | | | | |
| | | | | | | | |
| | DORMER CAPTO | DORMER CAPTO | DIN 6499B | | DIN 228 B | DIN 6327 | DIN 2080 |
| | MICRO | MICRO | | | | | |
| | | 80 Bar | | 150 Bar | | | |
| | | | | | | | |
| | | | | | | | |
| | | | | | | | |
| | | | | | | | |
| | | | | | | | |
| | | | | | | | |
| | | | | | | | |
| | - | - | - | - | - | - | - |
| | NEW 2008.09 | NEW 2008.09 | NEW 2008.09 | NEW 2008.09 | | | |
| | 525 | 526 | 527 | 528 | 529 | 529 | 530 |
| 1.1 | | | | | | | |
| 1.2 | | | | | | | |
| 1.3 | | | | | | | |
| 1.4 | | | | | | | |
| 1.5 | | | | | | | |
| 1.6 | | | | | | | |
| 1.7 | | | | | | | |
| 1.8 | | | | | | | |
| 2.1 | | | | | | | |
| 2.2 | | | | | | | |
| 2.3 | | | | | | | |
| 2.4 | | | | | | | |
| 3.1 | | | | | | | |
| 3.2 | | | | | | | |
| 3.3 | | | | | | | |
| 3.4 | | | | | | | |
| 4.1 | | | | | | | |
| 4.2 | | | | | | | |
| 4.3 | | | | | | | |
| 5.1 | | | | | | | |
| 5.2 | | | | | | | |
| 5.3 | | | | | | | |
| 6.1 | | | | | | | |
| 6.2 | | | | | | | |
| 6.3 | | | | | | | |
| 6.4 | | | | | | | |
| 7.1 | | | | | | | |
| 7.2 | | | | | | | |
| 7.3 | | | | | | | |
| 7.4 | | | | | | | |
| 8.1 | | | | | | | |
| 8.2 | | | | | | | |
| 8.3 | | | | | | | |
| 9.1 | | | | | | | |
| 10.1 | | | | | | | |

| | H027 | H127 | H028 | H128 | H022 |
|---|---|---|---|---|---|
| | | | | | |
| | | | | | |
| | | | | | |
| | DIN 69871A | DIN 69871 AD | MAS BT | MAS BT | DIN 6327 |
| | | | | | |
| | | 50 Bar | | 50 Bar | |
| | | | | | |
| | | | | | |
| | | | | | |
| | | | | | |
| | | | | | |
| | | | | | |
| | | | | | |
| | - | - | - | - | - |
| | | | | | |
| | **531** | **532** | **533** | **534** | **535** |
| 1.1 | | | | | |
| 1.2 | | | | | |
| 1.3 | | | | | |
| 1.4 | | | | | |
| 1.5 | | | | | |
| 1.6 | | | | | |
| 1.7 | | | | | |
| 1.8 | | | | | |
| 2.1 | | | | | |
| 2.2 | | | | | |
| 2.3 | | | | | |
| 2.4 | | | | | |
| 3.1 | | | | | |
| 3.2 | | | | | |
| 3.3 | | | | | |
| 3.4 | | | | | |
| 4.1 | | | | | |
| 4.2 | | | | | |
| 4.3 | | | | | |
| 5.1 | | | | | |
| 5.2 | | | | | |
| 5.3 | | | | | |
| 6.1 | | | | | |
| 6.2 | | | | | |
| 6.3 | | | | | |
| 6.4 | | | | | |
| 7.1 | | | | | |
| 7.2 | | | | | |
| 7.3 | | | | | |
| 7.4 | | | | | |
| 8.1 | | | | | |
| 8.2 | | | | | |
| 8.3 | | | | | |
| 9.1 | | | | | |
| 10.1 | | | | | |

| | H024 | H023 | H042 | H037 | H135 | H035 |
|---|---|---|---|---|---|---|
| | | | | | | |
| | | | | | | |
| | | | | | | |
| | DIN 69880 VDI | DIN 1835A | DIN 1835 B + E | DIN 69893 | DIN 228 B | DIN 6327 |
| | | | | | | |
| | | | | | | |
| | | | | | | |
| | | | | | | |
| | | | | | | |
| | | | | | | |
| | | | | | | |
| | | | | | | |
| | | | | | | |
| | - | - | - | - | - | - |
| | | | | | | |
| | 536 | 537 | 537 | 538 | 539 | 539 |
| 1.1 | | | | | | |
| 1.2 | | | | | | |
| 1.3 | | | | | | |
| 1.4 | | | | | | |
| 1.5 | | | | | | |
| 1.6 | | | | | | |
| 1.7 | | | | | | |
| 1.8 | | | | | | |
| 2.1 | | | | | | |
| 2.2 | | | | | | |
| 2.3 | | | | | | |
| 2.4 | | | | | | |
| 3.1 | | | | | | |
| 3.2 | | | | | | |
| 3.3 | | | | | | |
| 3.4 | | | | | | |
| 4.1 | | | | | | |
| 4.2 | | | | | | |
| 4.3 | | | | | | |
| 5.1 | | | | | | |
| 5.2 | | | | | | |
| 5.3 | | | | | | |
| 6.1 | | | | | | |
| 6.2 | | | | | | |
| 6.3 | | | | | | |
| 6.4 | | | | | | |
| 7.1 | | | | | | |
| 7.2 | | | | | | |
| 7.3 | | | | | | |
| 7.4 | | | | | | |
| 8.1 | | | | | | |
| 8.2 | | | | | | |
| 8.3 | | | | | | |
| 9.1 | | | | | | |
| 10.1 | | | | | | |

| | H635 | H735 | H235 | H130 | H030 | H230 | H225 |
|---|---|---|---|---|---|---|---|
| | | | | | | | |
| | | | | | | | |
| | DIN 69871 | MAS BT | DIN 238 | DIN 228 B | DIN 6327 | DIN 238 | DIN 228 B |
| | | | | | | | |
| | | | | | | | |
| | | | | | | | |
| | | | | | | | |
| | | | | | | | |
| | | | | | | | |
| | | | | | | | |
| | | | | | | | |
| | - | - | - | - | - | - | - |
| | | | | | | | |
| | 540 | 540 | 541 | 542 | 542 | 543 | 544 |
| 1.1 | | | | | | | |
| 1.2 | | | | | | | |
| 1.3 | | | | | | | |
| 1.4 | | | | | | | |
| 1.5 | | | | | | | |
| 1.6 | | | | | | | |
| 1.7 | | | | | | | |
| 1.8 | | | | | | | |
| 2.1 | | | | | | | |
| 2.2 | | | | | | | |
| 2.3 | | | | | | | |
| 2.4 | | | | | | | |
| 3.1 | | | | | | | |
| 3.2 | | | | | | | |
| 3.3 | | | | | | | |
| 3.4 | | | | | | | |
| 4.1 | | | | | | | |
| 4.2 | | | | | | | |
| 4.3 | | | | | | | |
| 5.1 | | | | | | | |
| 5.2 | | | | | | | |
| 5.3 | | | | | | | |
| 6.1 | | | | | | | |
| 6.2 | | | | | | | |
| 6.3 | | | | | | | |
| 6.4 | | | | | | | |
| 7.1 | | | | | | | |
| 7.2 | | | | | | | |
| 7.3 | | | | | | | |
| 7.4 | | | | | | | |
| 8.1 | | | | | | | |
| 8.2 | | | | | | | |
| 8.3 | | | | | | | |
| 9.1 | | | | | | | |
| 10.1 | | | | | | | |

DORMER

| | H125 | H426 | H525 | H425 | H060 | H115 | H362 | H462 | H050 |
|---|---|---|---|---|---|---|---|---|---|
| | | | | | | | | | |
| | | | | | | | | | |
| | DIN 6327 | DIN 6327 | DIN 228 B | DIN 6327 | DIN 238 | | | | |
| | | | | | | | | | |
| | | | | | | | | | |
| | | | | | | | | | |
| | | | | | | | | | |
| | | | | | | | | | |
| | | | | | | | | | |
| | | | | | | | | | |
| | | | | | | | | | |
| | | | | | | | | | |
| | - | - | - | - | - | - | - | - | - |
| | | | | | | | | | |
| | 544 | 545 | 546 | 546 | 547 | 548 | 549 | 550 | 551 |
| 1.1 | | | | | | | | | |
| 1.2 | | | | | | | | | |
| 1.3 | | | | | | | | | |
| 1.4 | | | | | | | | | |
| 1.5 | | | | | | | | | |
| 1.6 | | | | | | | | | |
| 1.7 | | | | | | | | | |
| 1.8 | | | | | | | | | |
| 2.1 | | | | | | | | | |
| 2.2 | | | | | | | | | |
| 2.3 | | | | | | | | | |
| 2.4 | | | | | | | | | |
| 3.1 | | | | | | | | | |
| 3.2 | | | | | | | | | |
| 3.3 | | | | | | | | | |
| 3.4 | | | | | | | | | |
| 4.1 | | | | | | | | | |
| 4.2 | | | | | | | | | |
| 4.3 | | | | | | | | | |
| 5.1 | | | | | | | | | |
| 5.2 | | | | | | | | | |
| 5.3 | | | | | | | | | |
| 6.1 | | | | | | | | | |
| 6.2 | | | | | | | | | |
| 6.3 | | | | | | | | | |
| 6.4 | | | | | | | | | |
| 7.1 | | | | | | | | | |
| 7.2 | | | | | | | | | |
| 7.3 | | | | | | | | | |
| 7.4 | | | | | | | | | |
| 8.1 | | | | | | | | | |
| 8.2 | | | | | | | | | |
| 8.3 | | | | | | | | | |
| 9.1 | | | | | | | | | |
| 10.1 | | | | | | | | | |

| | H250 | H650 | H150 | H350 | H750 | H850 |
|---|---|---|---|---|---|---|
| | | | | | | |
| | | | | | | |
| | | | | | | |
| | | | | | | |
| | | | | | | |
| | | | | | | |
| | | | | | | |
| | | | | | | |
| | | | | | | |
| | | | | | | |
| | | | | | | |
| | | | | | | |
| | - | - | - | - | - | - |
| | | | | | | |
| | 553 | 555 | 556 | 559 | 561 | 562 |
| 1.1 | | | | | | |
| 1.2 | | | | | | |
| 1.3 | | | | | | |
| 1.4 | | | | | | |
| 1.5 | | | | | | |
| 1.6 | | | | | | |
| 1.7 | | | | | | |
| 1.8 | | | | | | |
| 2.1 | | | | | | |
| 2.2 | | | | | | |
| 2.3 | | | | | | |
| 2.4 | | | | | | |
| 3.1 | | | | | | |
| 3.2 | | | | | | |
| 3.3 | | | | | | |
| 3.4 | | | | | | |
| 4.1 | | | | | | |
| 4.2 | | | | | | |
| 4.3 | | | | | | |
| 5.1 | | | | | | |
| 5.2 | | | | | | |
| 5.3 | | | | | | |
| 6.1 | | | | | | |
| 6.2 | | | | | | |
| 6.3 | | | | | | |
| 6.4 | | | | | | |
| 7.1 | | | | | | |
| 7.2 | | | | | | |
| 7.3 | | | | | | |
| 7.4 | | | | | | |
| 8.1 | | | | | | |
| 8.2 | | | | | | |
| 8.3 | | | | | | |
| 9.1 | | | | | | |
| 10.1 | | | | | | |

| | H500 | H501 | H502 | H503 | H504 | H505 | H541 | H604 | H605 |
|---|---|---|---|---|---|---|---|---|---|
| Kleština H450 prodávaná samostatně | ✓ | ✓ | ✓ | ✓ | ✓ | ✓ | | | |
| Těsnící kroužek H541 prodávaný samostaně | | ✓ | | ✓ | | ✓ | | | |
| Stopka dle ISO 9766 | | | | | | | | ✓ | ✓ |
| Chlazení středové a přírubou | | | | | | | | ✓ | ✓ |
| Kroužky v rozmezí 0.5 mm | | | | | | | ✓ | | |
| H540-es patron külön rendelhető | ✓ | ✓ | ✓ | ✓ | ✓ | ✓ | | | |
| H541-es tömítőgyűrű külön rendelhető | | ✓ | | ✓ | | ✓ | | | |
| ISO 9766 szerinti szár | | | | | | | | ✓ | ✓ |
| Központon és peremen átmenő hűtőcsatorna | | | | | | | | ✓ | ✓ |
| 0,5mm-es kapacitás a gyűrűhöz | | | | | | | ✓ | | |
| Tulejka zaciskowa H540 do nabycia osobno | ✓ | ✓ | ✓ | ✓ | ✓ | ✓ | | | |
| Pierścień uszczelniający H541 sprzedawany osobno | | ✓ | | ✓ | | ✓ | | | |
| Chwyt zgodnie z ISO 9766 | | | | | | | | ✓ | ✓ |
| Chłodziwo podawane centralnie i przez kołnierz | | | | | | | | ✓ | ✓ |
| 0.5mm pojemność dla pierścienia | | | | | | | ✓ | | |
| Bucsile H540 se vand separat | ✓ | ✓ | ✓ | ✓ | ✓ | ✓ | | | |
| Discul de etansare H541 se vinde separat | | ✓ | | ✓ | | ✓ | | | |
| Coada conf. ISO 9766 | | | | | | | | ✓ | ✓ |
| Fluid de racire prin centru si flansa | | | | | | | | ✓ | ✓ |
| 0.5 mm capacitate pt disc | | | | | | | ✓ | | |
| Цанга H540, поставляется отдельно | ✓ | ✓ | ✓ | ✓ | ✓ | ✓ | | | |
| Уплотнительное кольцо H541, поставляется отдельно | | ✓ | | ✓ | | ✓ | | | |
| Хвостовик согласно ISO 9766 | | | | | | | | ✓ | ✓ |
| Подача СОЖ через центр и со стороны | | | | | | | | ✓ | ✓ |
| Изменение размера 0.5 мм уплотнительного кольца | | | | | | | ✓ | | |
| Puša H450 dodatno doplačilo | ✓ | ✓ | ✓ | ✓ | ✓ | ✓ | | | |
| Prstan H541 dodatno doplačilo | | ✓ | | ✓ | | ✓ | | | |
| Držalo v skladu z ISO 9766 | | | | | | | | ✓ | ✓ |
| Hlajenje skozi center in prirobnico | | | | | | | | ✓ | ✓ |
| 0,5mm zračnost za prstan | | | | | | | ✓ | | |

| | H608 | H700 | H701 | H702 | H703 | H704 | H705 | H706 | H708 | H709 |
|---|---|---|---|---|---|---|---|---|---|---|
| Kleštiny H740-H741 prodávané samostatně | | ✓ | ✓ | ✓ | ✓ | ✓ | ✓ | ✓ | ✓ | ✓ |
| Individuálně vyvážené | | ✓ | ✓ | ✓ | ✓ | | ✓ | ✓ | ✓ | ✓ |
| Středové vnitřní chlazení | ✓ | | | | | | | | | |
| H742569104 trubička pro chlazení prodávaná samostatně | ✓ | | | | | | ✓ | ✓ | | |
| Díra pro unašeč není standard | ✓ | | | | | | ✓ | ✓ | | |
| Stopka dle ISO 9766 | ✓ | | | | | | | | | |
| ØX 6mm vhodný pouze pro válcové stopky | | | | | ✓ | | | ✓ | | ✓ |
| H740-H741-es patronok külön rendelhetők | | ✓ | ✓ | ✓ | ✓ | ✓ | ✓ | ✓ | ✓ | ✓ |
| Egyéni kiegyenlítés | | ✓ | ✓ | ✓ | ✓ | | ✓ | ✓ | ✓ | ✓ |
| Központon átmenő hűtőcsatorna | ✓ | | | | | | | | | |
| H742569104 típusú hűtőcsatorna külön rendelhető | ✓ | | | | | | ✓ | ✓ | | |
| Az adatátviteli furat nem alaptartozék | ✓ | | | | | | ✓ | ✓ | | |
| ISO 9766 szerinti szár | ✓ | | | | | | | | | |
| ØX 6mm csak hengeres szár illeszkedik | | | | | ✓ | | | ✓ | | ✓ |
| Tulejki zaciskowe H740-H741 sprzedawane osobno | | ✓ | ✓ | ✓ | ✓ | ✓ | ✓ | ✓ | ✓ | ✓ |
| Indywidualnie Wyważane | | ✓ | ✓ | ✓ | ✓ | | ✓ | ✓ | ✓ | ✓ |
| Chłodzenie centralnie | ✓ | | | | | | | | | |
| Przewód do chłodziwa H742569104 sprzedawany osobno | ✓ | | | | | | ✓ | ✓ | | |
| Otwór nośnika danych nie jest w standarcie | ✓ | | | | | | ✓ | ✓ | | |
| Chwyt zgodnie z ISO 9766 | ✓ | | | | | | | | | |
| ØX 6mm odpowiedni tylko dla chwytu cylindrycznego | | | | | ✓ | | | ✓ | | ✓ |
| Bucsile H740-H741 se vand separat | | ✓ | ✓ | ✓ | ✓ | ✓ | ✓ | ✓ | ✓ | ✓ |
| Echilibrate individual | | ✓ | ✓ | ✓ | ✓ | | ✓ | ✓ | ✓ | ✓ |
| Fluid de racire prin centru | ✓ | | | | | | | | | |
| Tub fluid de racire H742569104 se vinde separat | ✓ | | | | | | ✓ | ✓ | | |
| Gaura pt purtator de date nu este standard | ✓ | | | | | | ✓ | ✓ | | |
| Coada conf. ISO 9766 | ✓ | | | | | | | | | |
| ØX 6mm - se potrivesc doar cozi cilindrice | | | | | ✓ | | | ✓ | | ✓ |
| Цанги H740-H741, поставляются отдельно | | ✓ | ✓ | ✓ | ✓ | ✓ | ✓ | ✓ | ✓ | ✓ |
| Индивидуальная балансировка | | ✓ | ✓ | ✓ | ✓ | | ✓ | ✓ | ✓ | ✓ |
| Подача СОЖ через центр | ✓ | | | | | | | | | |
| Трубка для полдачи СОЖ H742569104, поставляется отдельно | ✓ | | | | | | ✓ | ✓ | | |
| Не стандартное отверстие под датчик | ✓ | | | | | | ✓ | ✓ | | |
| Хвостовик согласно ISO 9766 | ✓ | | | | | | | | | |
| ØX 6 мм посадки, только для цилиндрических хвостовиков | | | | | ✓ | | | ✓ | | ✓ |
| Puše H740-H741 dodatno doplačilo | | ✓ | ✓ | ✓ | ✓ | ✓ | ✓ | ✓ | ✓ | ✓ |
| Balansirano posamezno | | ✓ | ✓ | ✓ | ✓ | | ✓ | ✓ | ✓ | ✓ |
| Hlajenje skozi center | ✓ | | | | | | | | | |
| Hladilna cev H742569104 dodatno doplačilo | ✓ | | | | | | ✓ | ✓ | | |
| Izvrtina ni standardna | ✓ | | | | | | ✓ | ✓ | | |
| Držalo v skladu z ISO 9766 | ✓ | | | | | | | | | |
| ØX 6mm samo za cilindrično držalo | | | | | ✓ | | | ✓ | | ✓ |

# H700

- HydroGrip High Precision Chuck
- HydroGrip Hochgenauigkeitsfutter
- HydroGrip Precisie Hydro-spanhouder
- Mandrin Haute Précision HydroGrip
- Porta de alta precisión HydroGrip
- Porta Ferramentas de Alta Precisão HydroGrip

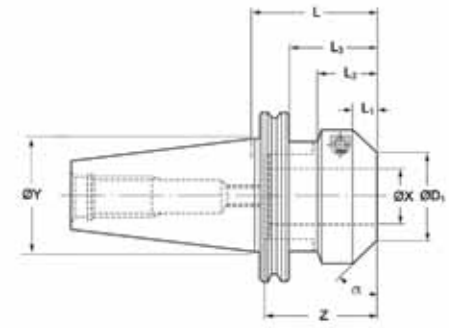

NEW
2008.09

HydroGrip®

## H700

L = programming length / L = Programmierlänge / L = Programmeerlengte / L = longueur à programmer / L = programa de longitudes / L = Comprimento de Programação

| ØY | ØX | ØD1 | L | L1 | L2 | L3 | Z | N max | α | tool code | e-Code |
|---|---|---|---|---|---|---|---|---|---|---|---|
| **ISO 40** | 12 | 19.8 | 56 | 20.5 | | 36.9 | 40 | 25000 | 60° | 392.272CG-40 12 056 | **H700392300** |
| **ISO 40** | 20 | 27.3 | 60 | 4.5 | | 40.9 | 52 | 25000 | 70° | 392.272CG-40 20 060A | **H700392301** |
| **ISO 40** | 20 | 28.3 | 125 | 32.5 | | 105.9 | 52 | 15000 | 70° | 392.272CG-40 20 125 | **H700392302** |
| **ISO 40** | 25 | 37.6 | 64 | 7.5 | 19.3 | 44.9 | 56 | 25000 | 35° | 392.272CG-40 25 064 | **H700392303** |
| **ISO 50** | 20 | 29.2 | 60 | 24.5 | | 40.9 | 52 | 14000 | 65° | 392.272CG-50 20 060 | **H700392304** |
| **ISO 50** | 25 | 38.3 | 64 | 28.5 | | 44.9 | 56 | 14000 | 70° | 392.272CG-50 25 064 | **H700392305** |
| **ISO 50** | 25 | 39.4 | 150 | 36.5 | | 130.9 | 56 | 10000 | 75° | 392.272CG-50 25 150 | **H700392306** |
| **ISO 50** | 32 | 46.6 | 68 | 31.5 | | 48.9 | 60 | 14000 | 70° | 392.272CG-50 32 068A | **H700392307** |

# H701

- HydroGrip High Precision Chuck
- Mandrin Haute Précision HydroGrip
- HydroGrip Hochgenauigkeitsfutter
- Porta de alta precisión HydroGrip
- HydroGrip Precisie Hydro-spanhouder
- Porta Ferramentas de Alta Precisão HydroGrip

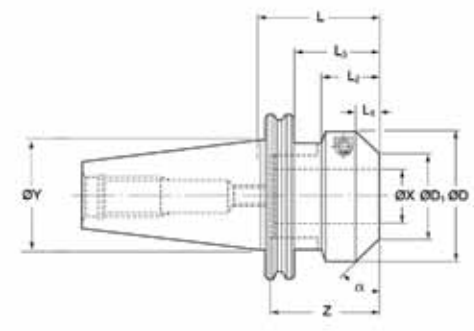

NEW
2008.09

HydroGrip®

## H701

L = programming length / L = Programmierlänge / L = Programmeerlengte / L = longueur à programmer / L = programa de longitudes / L = Comprimento de Programação

| ØY | ØX | ØD | ØD1 | L | L1 | L3 | Z | N max | α | tool code | e-Code |
|---|---|---|---|---|---|---|---|---|---|---|---|
| **ISO 40** | 12 | 43.5 | 19.3 | 52 | 8.5 | 25 | 40 | 25000 | 35° | 392.55CG-40 12 052 | **H701392308** |
| **ISO 40** | 20 | 52 | 26 | 56 | 13 | 29 | 52 | 25000 | 45° | 392.55CG-40 20 056A | **H701392309** |
| **ISO 40** | 20 | 52 | 28.3 | 125 | 32.5 | 98 | 52 | 15000 | 70° | 392.55CG-40 20 125 | **H701392310** |
| **ISO 40** | 25 | 59 | 39.4 | 60 | 17 | 33 | 56 | 25000 | 60° | 392.55CG-40 25 060 | **H701392311** |

# H702

- HydroGrip High Precision Chuck - Pencil Type
- Mandrin Haute Précision HydroGrip - type Crayon
- HydroGrip Hochgenauigkeitsfutter - schlanke Ausführung
- Porta de alta precisión HydroGrip - Tipo lápiz
- HydroGrip Precisie Hydro-spanhouder - slanke uitvoering
- Porta Ferramentas de Alta Precisão HydroGrip - Tipo Lápis

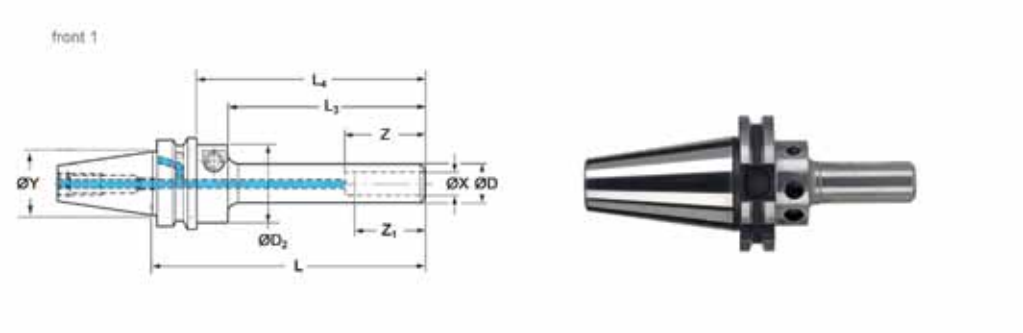


NEW
2008.09
HydroGrip®

## H702

L = programming length. Z1= Min. clamping length / L = Programmierlänge. Z1 = Min. Einspannlänge / L = Programmeerlengte. Z1 = Min. inspanlengte / L = longueur à programmer Z1 = longueur de serrage minimum / L = programa de longitudes Z1= Minima longitud de sujeción / L = Comprimento de Programação. Z1= Comprimento Mínimo de Fixação

| front | ØY | ØX | ØD | ØD1 | ØD2 | L | L1 | L2 | L3 | L4 | L5 | Z | Z1 | N max | tool code | e-Code |
|---|---|---|---|---|---|---|---|---|---|---|---|---|---|---|---|---|
| **1** | ISO 40 | 12 | 19.5 | | 40 | 85 | | | 50 | 65.9 | | 40 | 37 | 25000 | 392.272CGB-40 12 085 | **H702392312** |
| **1** | ISO 40 | 12 | 19.5 | | 40 | 135 | | | 100 | 115.9 | | 40 | 37 | 15000 | 392.272CGB-40 12 135 | **H702392313** |
| **2** | ISO 40 | 12 | 19.5 | 24.5 | 40 | 185 | 75 | 50 | 150 | 165.9 | | 40 | 37 | 10000 | 392.272CGB-40 12 185 | **H702392314** |
| **3** | ISO 40 | 20 | 32 | | 40 | 145 | | | 110 | 125.9 | 60 | 52 | 49 | 15000 | 392.272CGB-40 20 145 | **H702392315** |
| **3** | ISO 40 | 20 | 32 | | 40 | 225 | | | 190 | 205.9 | 60 | 52 | 49 | 10000 | 392.272CGB-40 20 225 | **H702392316** |

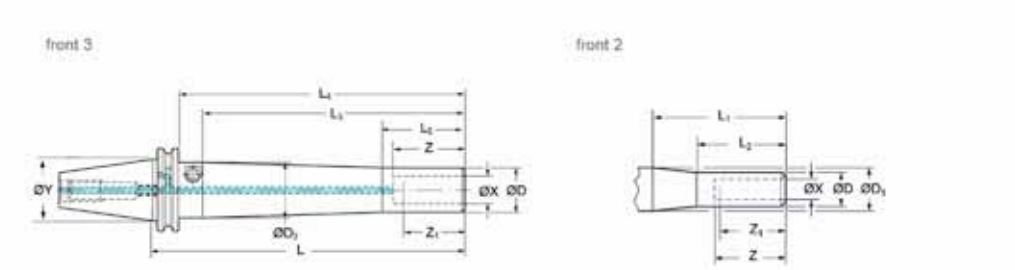


| | e-code | A | B |
|---|---|---|---|
| H702 | H702392312 | H745568107 (5.0) | H746321100 |
| H702 | H702392313 | H745568107 (5.0) | H746321100 |
| H702 | H702392314 | H745568107 (5.0) | H746321100 |
| H702 | H702392315 | H745568107 (5.0) | H746321101 |
| H702 | H702392316 | H745568107 (5.0) | H746321101 |

A = key for clamping. B=pressure screw / A = Spannschüssel. B = Spannschraube / A = Spansleutel. B = Spanmoer / A = clé de serrage B = vis de compression / A = Llave de apriete. B=Tornillo de apriete / A = Chave para fixação. B = Parafuso de pressão

# H703

- HydroGrip High Precision Chuck - Pencil Type
- Mandrin Haute Précision HydroGrip - type Crayon
- HydroGrip Hochgenauigkeitsfutter - schlanke Ausführung
- Porta de alta precisión HydroGrip - Tipo lápiz
- HydroGrip Precisie Hydro-spanhouder - slanke uitvoering
- Porta Ferramentas de Alta Precisão HydroGrip - Tipo Lápis

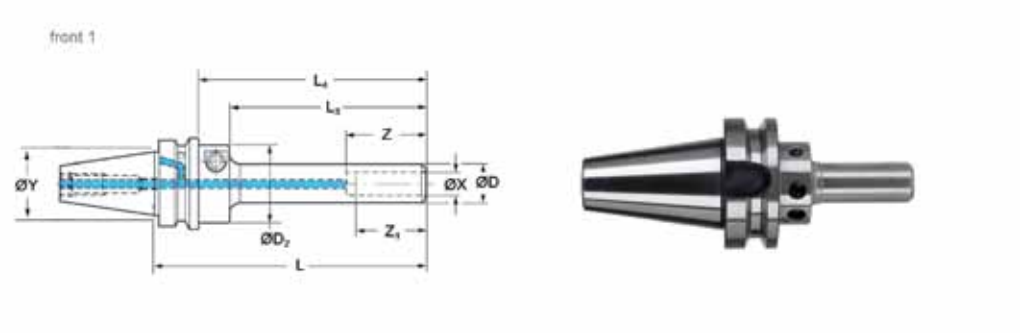


NEW
2008.09

HydroGrip®

## H703

L = programming length. Z1= Min. clamping length / L = Programmierlänge. Z1 = Min. Einspannlänge / L = Programmeerlengte. Z1 = Min. inspanlengte / L = longueur à programmer Z1 = longueur de serrage minimum / L = programa de longitudes Z1= Minima longitud de sujeción / L = Comprimento de Programação. Z1= Comprimento Mínimo de Fixação

| front | ØY | ØX | ØD | ØD1 | ØD2 | L | L1 | L2 | L3 | L4 | L5 | Z | Z1 | N max | tool code | e-Code |
|---|---|---|---|---|---|---|---|---|---|---|---|---|---|---|---|---|
| **1** | ISO 30 | 6 | 12 | | 40 | 88 | | | 50 | 66 | | 40 | 37 | 25000 | 392.55CGB-30 06 088 | **H703392317** |
| **1** | ISO 30 | 12 | 19.5 | | 40 | 88 | | | 50 | 66 | | 40 | 37 | 25000 | 392.55CGB-30 12 088 | **H703392318** |
| **1** | ISO 30 | 12 | 19.5 | | 40 | 138 | | | 100 | 116 | | 40 | 37 | 15000 | 392.55CGB-30 12 138 | **H703392319** |
| **2** | ISO 30 | 12 | 19.5 | 24.5 | 40 | 188 | 75 | 50 | 150 | 166 | | 40 | 37 | 10000 | 392.55CGB-30 12 188 | **H703392320** |
| **1** | ISO 40 | 12 | 19.5 | | 40 | 93 | | | 50 | 66 | | 40 | 37 | 25000 | 392.55CGB-40 12 093 | **H703392321** |
| **1** | ISO 40 | 12 | 19.5 | | 40 | 143 | | | 100 | 116 | | 40 | 37 | 15000 | 392.55CGB-40 12 143 | **H703392322** |
| **2** | ISO 40 | 12 | 19.5 | 24.5 | 40 | 193 | 75 | 50 | 150 | 166 | | 40 | 37 | 10000 | 392.55CGB-40 12 193 | **H703392323** |
| **3** | ISO 40 | 20 | 32 | | 40 | 153 | | | 110 | 126 | 60 | 52 | 49 | 15000 | 392.55CGB-40 20 153 | **H703392324** |
| **3** | ISO 40 | 20 | 32 | | 40 | 233 | | | 190 | 206 | 60 | 52 | 49 | 10000 | 392.55CGB-40 20 233 | **H703392325** |

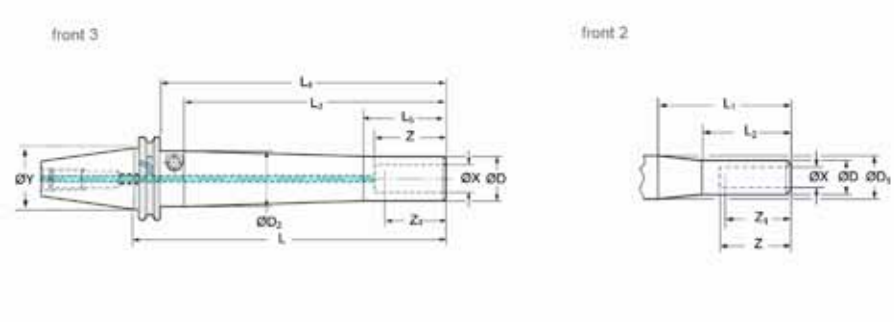


| | e-code | A | B |
|---|---|---|---|
| H703 | H703392317 | H745568107 (5.0) | H746321100 |
| H703 | H703392318 | H745568107 (5.0) | H746321100 |
| H703 | H703392319 | H745568107 (5.0) | H746321100 |
| H703 | H703392320 | H745568107 (5.0) | H746321100 |
| H703 | H703392321 | H745568107 (5.0) | H746321100 |
| H703 | H703392322 | H745568107 (5.0) | H746321100 |
| H703 | H703392323 | H745568107 (5.0) | H746321100 |
| H703 | H703392324 | H745568107 (5.0) | H746321101 |
| H703 | H703392325 | H745568107 (5.0) | H746321101 |

A = key for clamping. B=pressure screw / A = Spannschüssel. B = Spannschraube / A = Spansleutel. B = Spanmoer / A = clé de serrage B = vis de compression / A = Llave de apriete. B=Tornillo de apriete / A = Chave para fixação. B = Parafuso de pressão

# H705

- HydroGrip High Precision Chuck
- HydroGrip Hochgenauigkeitsfutter
- HydroGrip Precisie Hydro-spanhouder
- Mandrin Haute Précision HydroGrip
- Porta de alta precisión HydroGrip
- Porta Ferramentas de Alta Precisão HydroGrip

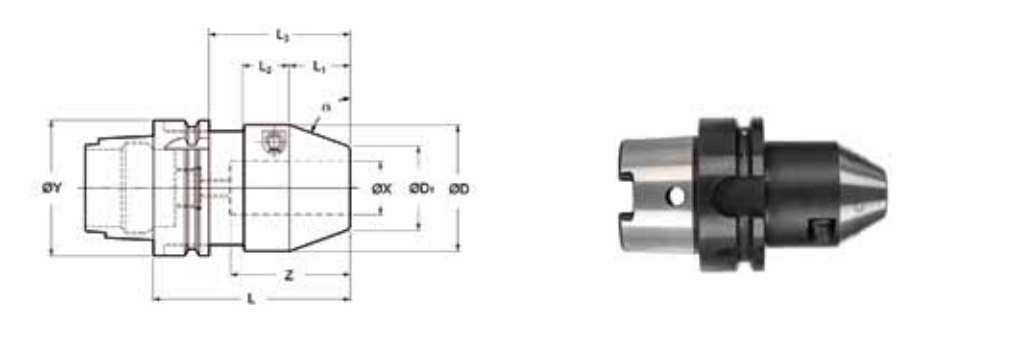


NEW
2008.09

HydroGrip®

## H705

L = programming length / L = Programmierlänge / L = Programmeerlengte / L = longueur à programmer / L = programa de longitudes / L = Comprimento de Programação

| ØY | ØX | ØD | ØD1 | L | L1 | L2 | L3 | Z | N max | α | tool code | e-Code |
|---|---|---|---|---|---|---|---|---|---|---|---|---|
| **HSK-63** | 12 | 43.5 | 19.8 | 76 | 20.5 | | 50 | 40 | 25000 | 60° | 392.410CGA-63 12 076B | **H705392326** |
| **HSK-63** | 20 | 52 | 28.3 | 88 | 32.5 | | 62 | 52 | 25000 | 70° | 392.410CGA-63 20 088B | **H705392327** |
| **HSK-63** | 20 | 52 | 28.3 | 150 | 32.5 | | 124 | 52 | 15000 | 70° | 392.410CGA-63 20 150 | **H705392328** |
| **HSK-63** | 25 | 59 | 38.3 | 92 | 28.5 | | 66 | 56 | 25000 | 70° | 392.410CGA-63 25 092 | **H705392329** |
| **HSK-63** | 32 | 69.5 | 46.5 | 99 | 31.5 | 20.3 | 70 | 60 | 25000 | 70° | 392.410CGA-63 32 096B | **H705392330** |

# H706

- HydroGrip High Precision Chuck - Pencil Type
- Mandrin Haute Précision HydroGrip - type Crayon
- HydroGrip Hochgenauigkeitsfutter - schlanke Ausführung
- Porta de alta precisión HydroGrip - Tipo lápiz
- HydroGrip Precisie Hydro-spanhouder - slanke uitvoering
- Porta Ferramentas de Alta Precisão HydroGrip - Tipo Lápis

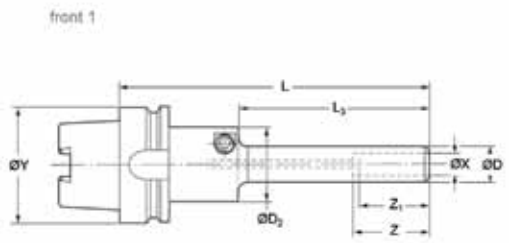

NEW
2008.09

HydroGrip®

## H706

L = programming length. Z1= Min. clamping length / L = Programmierlänge. Z1 = Min. Einspannlänge / L = Programmeerlengte. Z1 = Min. inspanlengte / L = longueur à programmer Z1 = longueur de serrage minimum / L = programa de longitudes Z1= Minima longitud de sujeción / L = Comprimento de Programação. Z1= Comprimento Mínimo de Fixação

| front | ØY | ØX | ØD | ØD1 | ØD2 | L | L1 | L2 | L3 | Z | Z1 | N max | tool code | e-Code |
|---|---|---|---|---|---|---|---|---|---|---|---|---|---|---|
| **1** | HSK-63 | 6 | 12 | | 40 | 94.5 | | | 50 | 40 | 37 | 25000 | 392.410CGB-63 06 095 | **H706392331** |
| **1** | HSK-63 | 12 | 19.5 | | 40 | 112 | | | 50 | 40 | 37 | 25000 | 392.410CGB-63 12 112B | **H706392332** |
| **1** | HSK-63 | 12 | 19.5 | | 40 | 162 | | | 100 | 40 | 37 | 15000 | 392.410CGB-63 12 162B | **H706392333** |
| **2** | HSK-63 | 12 | 19.5 | 24.5 | 40 | 212 | 75 | 50 | 150 | 40 | 37 | 10000 | 392.410CGB-63 12 212B | **H706392334** |

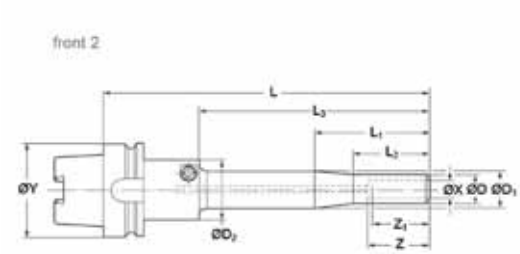

# H708

- HydroGrip High Precision Chuck
- HydroGrip Hochgenauigkeitsfutter
- HydroGrip Precisie Hydro-spanhouder
- Mandrin Haute Précision HydroGrip
- Porta de alta precisión HydroGrip
- Porta Ferramentas de Alta Precisão HydroGrip

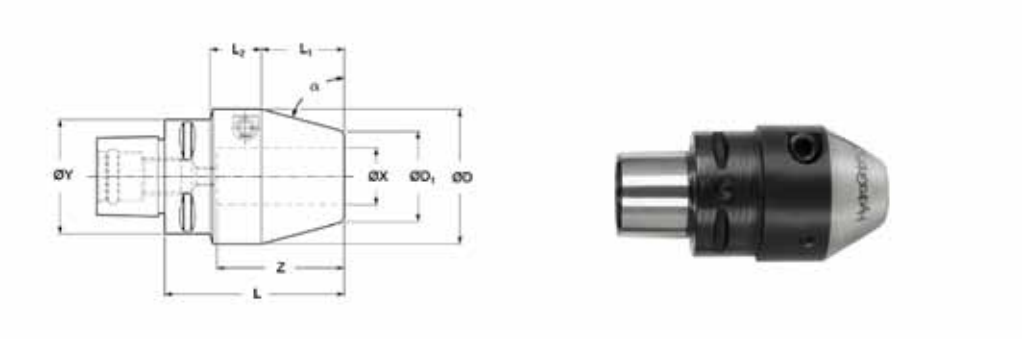


NEW
2008.09

HydroGrip®

## H708

L = programming length / L = Programmierlänge / L = Programmeerlengte / L = longueur à programmer / L = programa de longitudes / L = Comprimento de Programação

| ØY | ØX | ØD | ØD1 | L | L1 | L2 | Z | N max | α | tool code | e-Code |
|---|---|---|---|---|---|---|---|---|---|---|---|
| **C4 - 40** | 12 | 43.5 | 19.8 | 62 | 20.5 | 21 | 40 | 25000 | 60° | C4-391.CGA-12 062A | **H708391300** |
| **C4 - 40** | 12 | 43.5 | 19.8 | 100 | 20.5 | 21 | 40 | 20000 | 60° | C4-391.CGA-12 100 | **H708391301** |
| **C4 - 40** | 20 | 52 | 28.3 | 75 | 32.5 | 20.9 | 52 | 25000 | 70° | C4-391.CGA-20 075 | **H708391302** |
| **C5 - 50** | 12 | 43.5 | 19.8 | 62 | 20.5 | 21.5 | 40 | 25000 | 60° | C5-391.CGA-12 062 | **H708391303** |
| **C5 - 50** | 20 | 52 | 28.3 | 74 | 32.5 | 21.2 | 52 | 25000 | 70° | C5-391.CGA-20 074A | **H708391304** |
| **C5 - 50** | 20 | 52 | 28.3 | 125 | 32.5 | 21.2 | 52 | 15000 | 70° | C5-391.CGA-20 125 | **H708391305** |
| **C5 - 50** | 25 | 59 | 39.4 | 79 | 36.5 | 21.3 | 56 | 25000 | 75° | C5-391.CGA-25 079 | **H708391306** |
| **C6 - 63** | 25 | 59 | 39.4 | 80 | 36.5 | 21.5 | 56 | 25000 | 75° | C6-391.CGA-25 080 | **H708391307** |
| **C6 - 63** | 32 | 69.5 | 47.8 | 84 | 40.5 | 20.6 | 60 | 25000 | 75° | C6-391.CGA-32 084A | **H708391308** |

# H709

- HydroGrip High Precision Chuck - Pencil Type
- Mandrin Haute Précision HydroGrip - type Crayon
- HydroGrip Hochgenauigkeitsfutter - schlanke Ausführung
- Porta de alta precisión HydroGrip - Tipo lápiz
- HydroGrip Precisie Hydro-spanhouder - slanke uitvoering
- Porta Ferramentas de Alta Precisão HydroGrip - Tipo Lápis

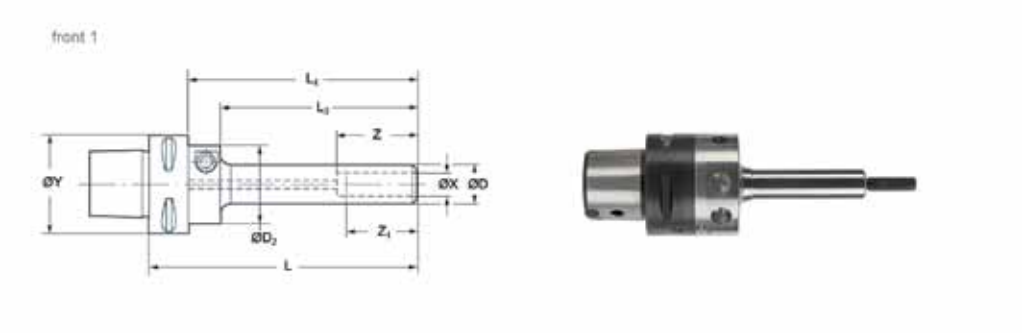


NEW
2008.09

HydroGrip®

## H709

L = programming length. Z1= Min. clamping length / L = Programmierlänge. Z1 = Min. Einspannlänge / L = Programmeerlengte. Z1 = Min. inspanlengte / L = longueur à programmer Z1 = longueur de serrage minimum / L = programa de longitudes Z1= Minima longitud de sujeción / L = Comprimento de Programação. Z1= Comprimento Mínimo de Fixação

| ØY | ØX | ØD | ØD1 | ØD2 | L | L1 | L2 | L3 | L4 | L5 | Z | Z1 | N max | tool code | e-Code | |
|---|---|---|---|---|---|---|---|---|---|---|---|---|---|---|---|---|
| **C4 - 40** | 6 | 12 | | 40 | 86 | | | 50 | | | 40 | 37 | 25000 | C4-391.CGB-06 086 | **H709391309** | 1) |
| **C4 - 40** | 12 | 19.5 | | 40 | 98 | | | 50 | | | 40 | 37 | 25000 | C4-391.CGB-12 098A | **H709391310** | 1) |
| **C4 - 40** | 12 | 19.5 | | 40 | 148 | | | 100 | | | 40 | 37 | 15000 | C4-391.CGB-12 148A | **H709391311** | 1) |
| **C4 - 40** | 12 | 19.5 | 24.5 | 40 | 198 | 75 | 50 | 150 | | | 40 | 37 | 15000 | C4-391.CGB-12 198A | **H709391312** | 2) |
| **C5 - 50** | 6 | 12 | | 40 | 86 | | | 50 | 66 | | 40 | 37 | 25000 | C5-391.CGB-06 086 | **H709391313** | 1) |
| **C5 - 50** | 12 | 19.5 | | 40 | 86 | | | 50 | 66 | | 40 | 37 | 25000 | C5-391.CGB-12 086 | **H709391314** | 1) |
| **C5 - 50** | 12 | 19.5 | | 40 | 136 | | | 100 | 116 | | 40 | 37 | 15000 | C5-391.CGB-12 136 | **H709391315** | 1) |
| **C5 - 50** | 12 | 19.5 | 24.5 | 40 | 186 | 75 | 50 | 150 | 166 | | 40 | 37 | 15000 | C5-391.CGB-12 186 | **H709391316** | 2) |
| **C5 - 50** | 20 | 32 | | 40 | 158 | | | 110 | 138 | 60 | 52 | 49 | 15000 | C5-391.CGB-20 158A | **H709391317** | 3) |
| **C5 - 50** | 20 | 32 | | 40 | 238 | | | 190 | 218 | 60 | 52 | 49 | 10000 | C5-391.CGB-20 238A | **H709391318** | 3) |

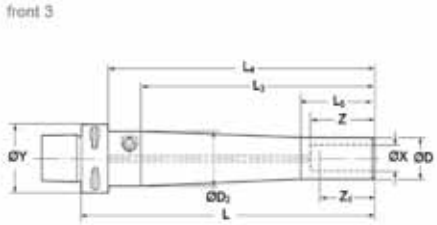


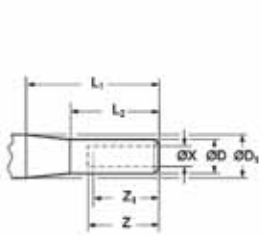


1) front1
2) front2
3) front3

# H704

- HydroGrip High Precision Chuck - cylindrical shank
- Mandrin Haute Précision HydroGrip - queue cylindrique
- HydroGrip Hochgenauigkeitsfutter - Zylinderschaft
- Porta de alta precisión HydroGrip - Mango cilíndrico
- HydroGrip Precisie Hydro-spanhouder - cilindrische schacht
- Porta Ferramentas de Alta Precisão HydroGrip - Haste cilíndrica

NEW
2008.09

HydroGrip®

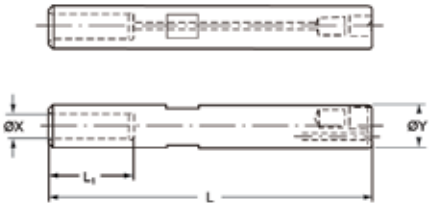

## H704

L = programming length / L = Programmierlänge / L = Programmeerlengte / L = longueur à programmer / L = programa de longitudes / L = Comprimento de Programação

| ØY | ØX | L | L1 | N max | tool code | e-Code |
|---|---|---|---|---|---|---|
| **19.99** | 12 | 150 | 40 | 15000 | 393.CGA-20 12 150 | **H704393300** |

# H740

DORMER

- HydroGrip Collets
- HydroGrip Spannzange
- HydroGrip Spantangen
- Pinces HydroGrip
- Pinzas HydroGrip
- Pinças HydroGrip

NEW
2008.09

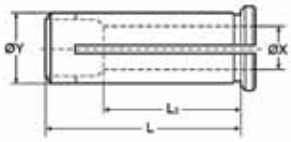

## H740

L3 = Minimum clamping length for sealing effect / L3 = Mind.Einspannlänge für Abdichteffekt / L3 = Minimale inspanlengte voor afdichten / L3 = Longueur de serrage minimum pour assurer l'étanchéité / L3 = Longitud mínima de sujeción para efecto de sellado / L3 = Comprimento Mínimo de Fixação para efeito de selo

563

| ØY | ØX | L | L3 | tool code | e-Code |
|---|---|---|---|---|---|
| **12** | 3 | 40 | 25 | 393.CG-12 03 40 | **H740393301** |
| **12** | 4 | 40 | 25 | 393.CG-12 04 40 | **H740393302** |
| **12** | 5 | 40 | 25 | 393.CG-12 05 40 | **H740393303** |
| **12** | 6 | 40 | 32 | 393.CG-12 06 40 | **H740393304** |
| **12** | 7 | 40 | 33 | 393.CG-12 07 40 | **H740393305** |
| **12** | 8 | 40 | 33 | 393.CG-12 08 40 | **H740393306** |
| **12** | 9 | 40 | 33 | 393.CG-12 09 40 | **H740393307** |
| **12** | 10 | 40 | 36 | 393.CG-12 10 40 | **H740393308** |
| **20** | 3 | 52 | 24 | 393.CG-20 03 52 | **H740393309** |
| **20** | 4 | 52 | 24 | 393.CG-20 04 52 | **H740393310** |
| **20** | 5 | 52 | 24 | 393.CG-20 05 52 | **H740393311** |
| **20** | 6 | 52 | 32 | 393.CG-20 06 52 | **H740393312** |
| **20** | 7 | 52 | 33 | 393.CG-20 07 52 | **H740393313** |
| **20** | 8 | 52 | 33 | 393.CG-20 08 52 | **H740393314** |
| **20** | 9 | 52 | 34 | 393.CG-20 09 52 | **H740393315** |
| **20** | 10 | 52 | 36 | 393.CG-20 10 52 | **H740393316** |
| **20** | 12 | 52 | 41 | 393.CG-20 12 52 | **H740393317** |
| **20** | 14 | 52 | 41 | 393.CG-20 14 52 | **H740393318** |
| **20** | 16 | 52 | 44 | 393.CG-20 16 52 | **H740393319** |
| **25** | 3 | 56 | 25 | 393.CG-25 03 56 | **H740393320** |
| **25** | 4 | 56 | 25 | 393.CG-25 04 56 | **H740393321** |
| **25** | 5 | 56 | 25 | 393.CG-25 05 56 | **H740393322** |
| **25** | 6 | 56 | 33 | 393.CG-25 06 56 | **H740393323** |
| **25** | 7 | 56 | 33 | 393.CG-25 07 56 | **H740393324** |
| **25** | 8 | 56 | 33 | 393.CG-25 08 56 | **H740393325** |
| **25** | 9 | 56 | 34 | 393.CG-25 09 56 | **H740393326** |
| **25** | 10 | 56 | 36 | 393.CG-25 10 56 | **H740393327** |
| **25** | 12 | 56 | 42 | 393.CG-25 12 56 | **H740393328** |
| **25** | 14 | 56 | 43 | 393.CG-25 14 56 | **H740393329** |
| **25** | 16 | 56 | 44 | 393.CG-25 16 56 | **H740393330** |
| **25** | 18 | 56 | 44 | 393.CG-25 18 56 | **H740393331** |
| **25** | 20 | 56 | 46 | 393.CG-25 20 56 | **H740393332** |
| **32** | 6 | 60 | 26 | 393.CG-32 06 60 | **H740393333** |
| **32** | 7 | 60 | 40 | 393.CG-32 07 60 | **H740393334** |
| **32** | 8 | 60 | 40 | 393.CG-32 08 60 | **H740393335** |
| **32** | 9 | 60 | 40 | 393.CG-32 09 60 | **H740393336** |
| **32** | 10 | 60 | 40 | 393.CG-32 10 60 | **H740393337** |
| **32** | 12 | 60 | 40 | 393.CG-32 12 60 | **H740393338** |
| **32** | 14 | 60 | 40 | 393.CG-32 14 60 | **H740393339** |
| **32** | 16 | 60 | 40 | 393.CG-32 16 60 | **H740393340** |
| **32** | 18 | 60 | 40 | 393.CG-32 18 60 | **H740393341** |
| **32** | 20 | 60 | 40 | 393.CG-32 20 60 | **H740393342** |
| **32** | 25 | 60 | 45 | 393.CG-32 25 60 | **H740393343** |

# H741

- HydroGrip Collets
- HydroGrip Spannzange
- HydroGrip Spantangen
- Pinces HydroGrip
- Pinzas HydroGrip
- Pinças HydroGrip

NEW
2008.09

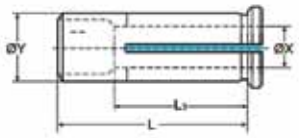

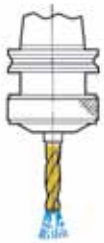

## H741

L3 = Minimum clamping length for sealing effect / L3 = Mind.Einspannlänge für Abdichteffekt / L3 = Minimale inspanlengte voor afdichten / L3 = Longueur de serrage minimum pour assurer l'étanchéité / L3 = Longitud mínima de sujeción para efecto de sellado / L3 = Comprimento Mínimo de Fixação para efeito de selo

563

| ØY | ØX | L | L3 | tool code | e-Code |
|---|---|---|---|---|---|
| **12** | 3 | 40 | 25 | 393.CGS-12 03 40 | **H741393344** |
| **12** | 4 | 40 | 25 | 393.CGS-12 04 40 | **H741393345** |
| **12** | 5 | 40 | 25 | 393.CGS-12 05 40 | **H741393346** |
| **12** | 6 | 40 | 32 | 393.CGS-12 06 40 | **H741393347** |
| **12** | 7 | 40 | 33 | 393.CGS-12 07 40 | **H741393348** |
| **12** | 8 | 40 | 33 | 393.CGS-12 08 40 | **H741393349** |
| **12** | 9 | 40 | 33 | 393.CGS-12 09 40 | **H741393350** |
| **12** | 10 | 40 | 36 | 393.CGS-12 10 40 | **H741393351** |
| **20** | 3 | 52 | 24 | 393.CGS-20 03 52 | **H741393352** |
| **20** | 4 | 52 | 24 | 393.CGS-20 04 52 | **H741393353** |
| **20** | 5 | 52 | 24 | 393.CGS-20 05 52 | **H741393354** |
| **20** | 6 | 52 | 32 | 393.CGS-20 06 52 | **H741393355** |
| **20** | 7 | 52 | 33 | 393.CGS-20 07 52 | **H741393356** |
| **20** | 8 | 52 | 33 | 393.CGS-20 08 52 | **H741393357** |
| **20** | 9 | 52 | 34 | 393.CGS-20 09 52 | **H741393358** |
| **20** | 10 | 52 | 36 | 393.CGS-20 10 52 | **H741393359** |
| **20** | 12 | 52 | 36 | 393.CGS-20 12 52 | **H741393360** |
| **20** | 14 | 52 | 41 | 393.CGS-20 14 52 | **H741393361** |
| **20** | 16 | 52 | 41 | 393.CGS-20 16 52 | **H741393362** |
| **20** | 18 | 52 | 44 | 393.CGS-20 18 52 | **H741393363** |
| **25** | 3 | 56 | 25 | 393.CGS-25 03 56 | **H741393364** |
| **25** | 4 | 56 | 25 | 393.CGS-25 04 56 | **H741393365** |
| **25** | 5 | 56 | 25 | 393.CGS-25 05 56 | **H741393366** |
| **25** | 6 | 56 | 33 | 393.CGS-25 06 56 | **H741393367** |
| **25** | 7 | 56 | 33 | 393.CGS-25 07 56 | **H741393368** |
| **25** | 8 | 56 | 33 | 393.CGS-25 08 56 | **H741393369** |
| **25** | 9 | 56 | 34 | 393.CGS-25 09 56 | **H741393370** |
| **25** | 10 | 56 | 36 | 393.CGS-25 10 56 | **H741393371** |
| **25** | 12 | 56 | 42 | 393.CGS-25 12 56 | **H741393372** |
| **25** | 14 | 56 | 43 | 393.CGS-25 14 56 | **H741393373** |
| **25** | 16 | 56 | 44 | 393.CGS-25 16 56 | **H741393374** |
| **25** | 18 | 56 | 44 | 393.CGS-25 18 56 | **H741393375** |
| **25** | 20 | 56 | 45 | 393.CGS-25 20 56 | **H741393376** |
| **32** | 7 | 60 | 33 | 393.CGS-32 07 60 | **H741393377** |
| **32** | 8 | 60 | 33 | 393.CGS-32 08 60 | **H741393378** |
| **32** | 9 | 60 | 33 | 393.CGS-32 09 60 | **H741393379** |
| **32** | 10 | 60 | 36 | 393.CGS-32 10 60 | **H741393380** |
| **32** | 12 | 60 | 41 | 393.CGS-32 12 60 | **H741393381** |
| **32** | 14 | 60 | 42 | 393.CGS-32 14 60 | **H741393382** |
| **32** | 16 | 60 | 44 | 393.CGS-32 16 60 | **H741393383** |
| **32** | 18 | 60 | 45 | 393.CGS-32 18 60 | **H741393384** |
| **32** | 20 | 60 | 46 | 393.CGS-32 20 60 | **H741393385** |
| **32** | 25 | 60 | 47 | 393.CGS-32 25 60 | **H741393386** |

# H607

- Basic Holder for Dormer Capto
- Basisfutter für Dormer Capto
- Basishouder voor Dormer Capto
- Mandrin basic pour Dormer Capto
- Porta básico para Dormer Capto
- Porta Ferramentas Básico para Dormer Capto

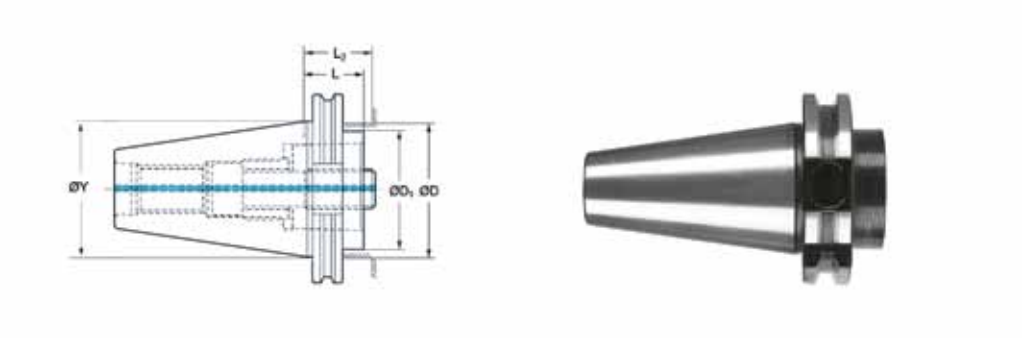


NEW
2008.09

## H607

L = programming length / L = Programmierlänge / L = Programmeerlengte / L = longueur à programmer / L = programa de longitudes / L = Comprimento de Programação

| ØY | coupling size | ØD | ØD1 | ØD2 | L | L1 | L2 | prebalanced | tool code | e-Code |
|---|---|---|---|---|---|---|---|---|---|---|
| **ISO 40** | C4 | 50 | 40 | | 30 | | 35 | x | C4-390.140-40 030 | **H607390200** |
| **ISO 40** | C4 | 50 | 40 | | 60 | | 35 | x | C4-390.140-40 060 | **H607390201** |
| **ISO 50** | C4 | 80 | 40 | | 30 | | 35 | | C4-390.140-50 030 | **H607390202** |
| **ISO 50** | C4 | 80 | 40 | | 60 | | 35 | | C4-390.140-50 060 | **H607390203** |
| **ISO 40** | C5 | 50 | 50 | | 30 | | 35 | x | C5-390.140-40 030 | **H607390204** |
| **ISO 40** | C5 | 50 | 50 | | 70 | | 35 | x | C5-390.140-40 070 | **H607390205** |
| **ISO 50** | C5 | 80 | 50 | | 30 | | 35 | | C5-390.140-50 030 | **H607390206** |
| **ISO 50** | C5 | 80 | 50 | | 70 | | 35 | | C5-390.140-50 070 | **H607390207** |
| **ISO 40** | C6 | | 63 | 50 | 85 | 35 | | x | C6-390.140-40 085 | **H607390210** |
| **ISO 50** | C6 | 80 | 63 | | 30 | | 35 | | C6-390.140-50 030 | **H607390211** |
| **ISO 50** | C6 | 80 | 63 | | 80 | | 35 | | C6-390.140-50 080 | **H607390212** |

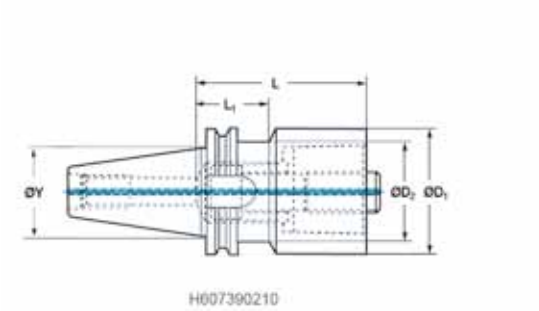

# H602

- Basic Holder for Dormer Capto
- Basisfutter für Dormer Capto
- Basishouder voor Dormer Capto
- Mandrin basic pour Dormer Capto
- Porta básico para Dormer Capto
- Porta Ferramentas Básico para Dormer Capto

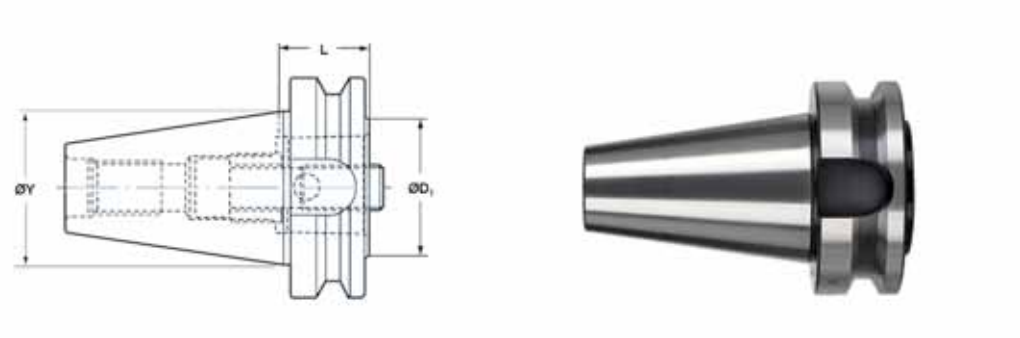


NEW
2008.09

## H602

L = programming length / L = Programmierlänge / L = Programmeerlengte / L = longueur à programmer / L = programa de longitudes / L = Comprimento de Programação

| ØY | coupling size | ØD1 | L | prebalanced | tool code | e-Code |
|---|---|---|---|---|---|---|
| **ISO 40** | C4 | 40 | 30 | x | C4-390.55-40 030 | **H602390100** |
| **ISO 40** | C4 | 40 | 60 | x | C4-390.55-40 060 | **H602390101** |
| **ISO 40** | C5 | 50 | 30 | x | C5-390.55-40 030 | **H602390102** |
| **ISO 40** | C5 | 50 | 70 | x | C5-390.55-40 070 | **H602390103** |

# H606

- Basic Holder for Dormer Capto
- Basisfutter für Dormer Capto
- Basishouder voor Dormer Capto
- Mandrin basic pour Dormer Capto
- Porta básico para Dormer Capto
- Porta Ferramentas Básico para Dormer Capto

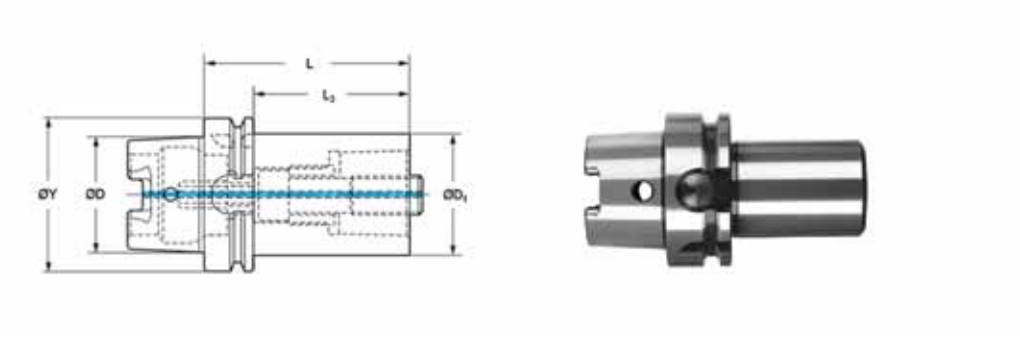


NEW
2008.09

## H606

L = programming length / L = Programmierlänge / L = Programmeerlengte / L = longueur à programmer / L = programa de longitudes / L = Comprimento de Programação

| ØY | coupling size | ØD | ØD1 | L | L3 | prebalanced | tool code | e-Code |
|---|---|---|---|---|---|---|---|---|
| **HSK-63** | C4 | 48 | 40 | 80 | 54 | x | C4-390.410-63 080C | **H606390208** |
| **HSK-63** | C5 | 48 | 50 | 90 | 64 | x | C5-390.410-63 090C | **H606390209** |

# H604

- Basic Holder
- Basisfutter
- Basishouder
- Mandrin Basic
- Porta Básico
- Porta Ferramentas Básico

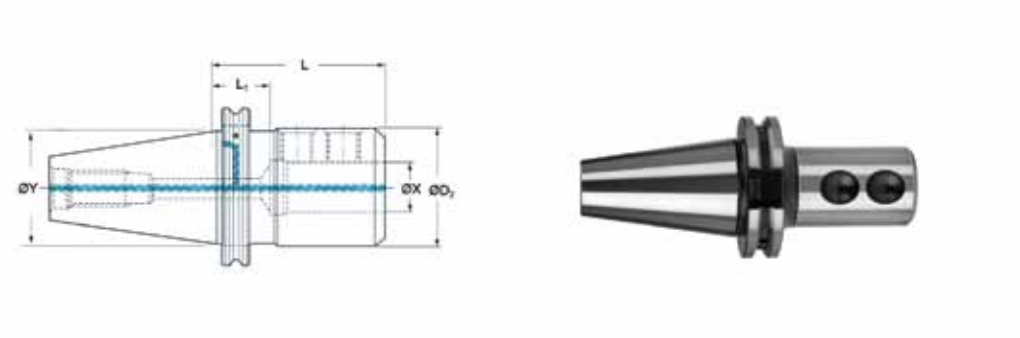


NEW
2008.09

## H604

L = programming length / L = Programmierlänge / L = Programmeerlengte / L = longueur à programmer / L = programa de longitudes / L = Comprimento de Programação

DIN 69871

496

| ØY | ØX | ØD2 | L | L1 | tool code | e-Code |
|---|---|---|---|---|---|---|
| **ISO 40** | 16 | 36 | 80 | 27 | A1B27-40 16 080 | **H604127100** |
| **ISO 40** | 20 | 40 | 80 | 25 | A1B27-40 20 080 | **H604127101** |
| **ISO 40** | 25 | 45 | 85 | 25 | A1B27-40 25 085 | **H604127102** |
| **ISO 40** | 32 | 52 | 90 | 26 | A1B27-40 32 090 | **H604127103** |
| **ISO 50** | 16 | 36 | 80 | 27 | A1B27-50 16 080 | **H604127104** |
| **ISO 50** | 20 | 40 | 80 | 25 | A1B27-50 20 080 | **H604127105** |
| **ISO 50** | 25 | 45 | 85 | 25 | A1B27-50 25 085 | **H604127106** |
| **ISO 50** | 32 | 52 | 90 | 26 | A1B27-50 32 090 | **H604127107** |

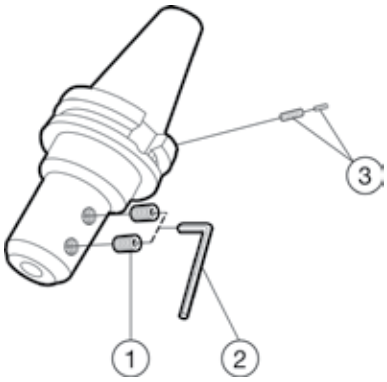


| | e-code | (1) A | (2) B | (3) C | (3) D |
|---|---|---|---|---|---|
| H604 | H604127100 | H620551102 | H621302103 (4.0) | H622564100 | H623564101 |
| H604 | H604127101 | H620551102 | H621302103 (4.0) | H622564100 | H623564101 |
| H604 | H604127102 | H620416100 | H621302104 (6.0) | H622564100 | H623564101 |
| H604 | H604127103 | H620416100 | H621302104 (6.0) | H622564100 | H623564101 |
| H604 | H604127104 | H620551102 | H621302103 (4.0) | H622564100 | H623564101 |
| H604 | H604127105 | H620551102 | H621302103 (4.0) | H622564100 | H623564101 |
| H604 | H604127106 | H620416100 | H621302104 (6.0) | H622564100 | H623564101 |
| H604 | H604127107 | H620416100 | H621302104 (6.0) | H622564100 | H623564101 |

A = Screw. B=Key. C=Screw and plastic dowel (set of 50 pieces) for ISO 40 Basic Holder. D= Screw and plastic dowel (set of 50 pieces) for ISO 50 Basic Holder / A = Spannschraube. B = 6-kt.Stiftschlüssel. C = Schraube mit Kunststoff Verschlussdübel (Satz von 50 Stck.) für ISO 40 Spannfutter. D = Schraube mit Kunststoff Verschlussdübel (Satz von 50 Stck.) für ISO 50 Spannfutter / A = Spanschroef. B = Inbussleutel. C = Inbusschroef met kunststof plug (set à 50 stuks) voor ISO 40 Basishouder. D = Inbusschroef met kunststof plug (set à 50 stuks) voor ISO 50 Basishouder / A = écrou B = Clé C = écrou et goupille plastique (coffret de 50 pièces) pour mandrin Basic ISO 40 D = écrou et goupille plastique (coffret de 50 pièces) pour mandrin Basic ISO 50 / A = Llave. B=Llave Allen C=Llave y clavijas de plástico (juego de 50 piezas) para Porta básico ISO 40 D= Llave y clavijas de plástico (juego de 50 piezas) para Porta básico ISO 40 / A = Parafuso. B=Chave. C=Parafuso e pinos de plástico (conjunto de 50 peças) para Porta Ferramentas Básico ISO 40. D= Parafuso e pinos de plástico (conjunto de 50 peças) para Porta Ferramentas Básico ISO 50

# H605

DORMER

- Basic Holder
- Basisfutter
- Basishouder
- Mandrin Basic
- Porta Básico
- Porta Ferramentas Básico

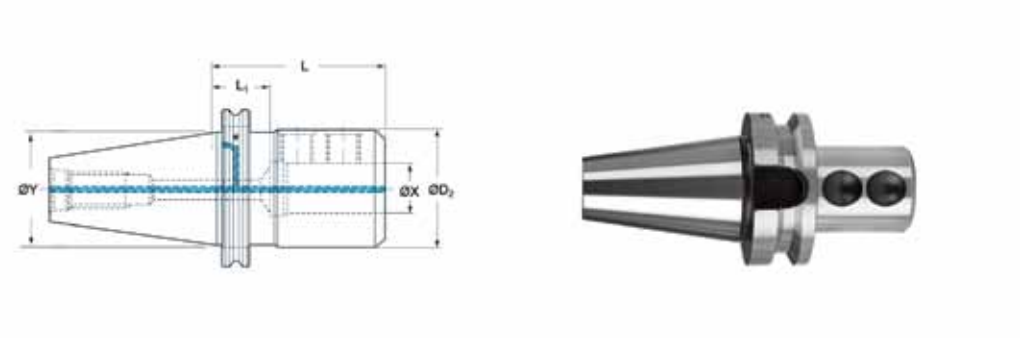


NEW
2008.09

## H605

L = programming length / L = Programmierlänge / L = Programmeerlengte / L = longueur à programmer / L = programa de longitudes / L = Comprimento de Programação

| ØY | ØX | ØD2 | L | L1 | tool code | e-Code |
|---|---|---|---|---|---|---|
| **ISO 40** | 16 | 36 | 70 | 17 | A2B27-40 16 070 | **H605227100** |
| **ISO 40** | 20 | 40 | 75 | 20 | A2B27-40 20 075 | **H605227101** |
| **ISO 40** | 25 | 45 | 80 | 20 | A2B27-40 25 080 | **H605227102** |
| **ISO 40** | 32 | 52 | 85 | 21 | A2B27-40 32 085 | **H605227103** |
| **ISO 50** | 16 | 36 | 80 | 27 | A2B27-50 16 080 | **H605227104** |
| **ISO 50** | 20 | 40 | 85 | 30 | A2B27-50 20 085 | **H605227105** |
| **ISO 50** | 25 | 45 | 90 | 30 | A2B27-50 25 090 | **H605227106** |
| **ISO 50** | 32 | 52 | 95 | 31 | A2B27-50 32 095 | **H605227107** |

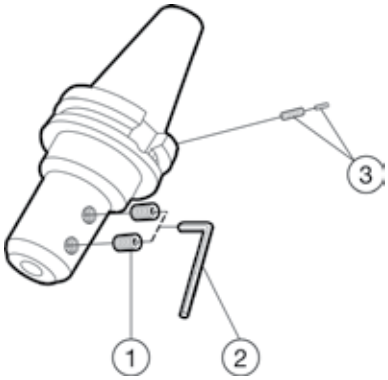


| | e-code | (1) A | (2) B | (3) C | (3) D |
|---|---|---|---|---|---|
| H605 | H605227100 | H620551102 | H621302103 (4.0) | H622564100 | H623564101 |
| H605 | H605227101 | H620551102 | H621302103 (4.0) | H622564100 | H623564101 |
| H605 | H605227102 | H620416100 | H621302104 (6.0) | H622564100 | H623564101 |
| H605 | H605227103 | H620416100 | H621302104 (6.0) | H622564100 | H623564101 |
| H605 | H605227104 | H620551102 | H621302103 (4.0) | H622564100 | H623564101 |
| H605 | H605227105 | H620551102 | H621302103 (4.0) | H622564100 | H623564101 |
| H605 | H605227106 | H620416100 | H621302104 (6.0) | H622564100 | H623564101 |
| H605 | H605227107 | H620416100 | H621302104 (6.0) | H622564100 | H623564101 |

A = Screw. B=Key. C=Screw and plastic dowel (set of 50 pieces) for ISO 40 Basic Holder. D= Screw and plastic dowel (set of 50 pieces) for ISO 50 Basic Holder / A = Spannschraube. B = 6-kt.Stiftschlüssel. C = Schraube mit Kunststoff Verschlussdübel (Satz von 50 Stck.) für ISO 40 Spannfutter. D = Schraube mit Kunststoff Verschlussdübel (Satz von 50 Stck.) für ISO 50 Spannfutter / A = Spanschroef. B = Inbussleutel. C = Inbusschroef met kunststof plug (set à 50 stuks) voor ISO 40 Basishouder. D = Inbusschroef met kunststof plug (set à 50 stuks) voor ISO 50 Basishouder / A = écrou B = Clé C = écrou et goupille plastique (coffret de 50 pièces) pour mandrin Basic ISO 40 D = écrou et goupille plastique (coffret de 50 pièces) pour mandrin Basic ISO 50 / A = Llave. B=Llave Allen C=Llave y clavijas de plástico (juego de 50 piezas) para Porta básico ISO 40 D= Llave y clavijas de plástico (juego de 50 piezas) para Porta básico ISO 40 / A = Parafuso. B=Chave. C=Parafuso e pinos de plástico (conjunto de 50 peças) para Porta Ferramentas Básico ISO 40. D= Parafuso e pinos de plástico (conjunto de 50 peças) para Porta Ferramentas Básico ISO 50

# H608

- Basic Holder
- Basisfutter
- Basishouder
- Mandrin Basic
- Porta Básico
- Porta Ferramentas Básico

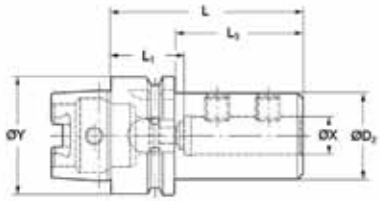




NEW
2008.09

## H608

L = programming length / L = Programmierlänge / L = Programmeerlengte / L = longueur à programmer / L = programa de longitudes / L = Comprimento de Programação

| ØY | ØX | ØD2 | L | L1 | L3 | tool code | e-Code |
|---|---|---|---|---|---|---|---|
| **HSK-63** | 16 | 36 | 80 | 30.5 | 54 | 392.41027-63 16 080B | **H608392200** |
| **HSK-63** | 20 | 40 | 80 | 28.5 | 54 | 392.41027-63 20 080B | **H608392201** |
| **HSK-63** | 25 | 45 | 90 | 32.5 | 64 | 392.41027-63 25 090B | **H608392202** |
| **HSK-63** | 32 | 52 | 90 | 28.5 | 64 | 392.41027-63 32 090B | **H608392203** |

# H062

- MPPM Collet Chuck
- MPPM Spannzangenfutter
- MPPM Spantanghouder
- MPPM Mandrin à pinces
- MPPM PORTAPINZAS
- MPPM PORTA PINÇAS

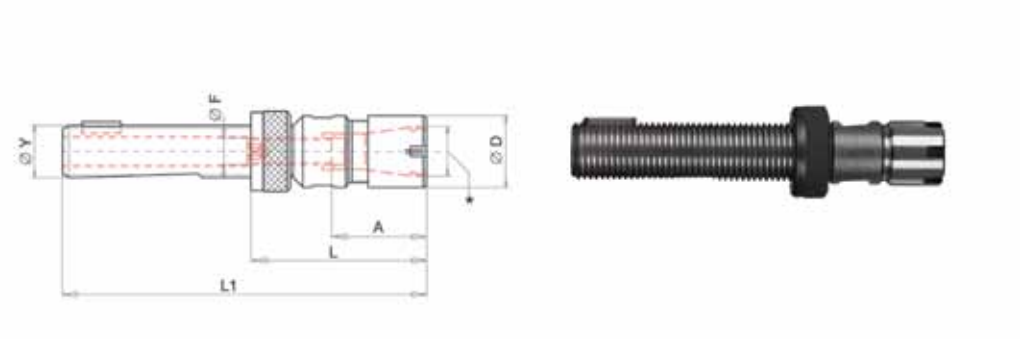


## H062

| size | type | clamping | ØY | L1 | L | D | F | A min-max | e-Code |
|---|---|---|---|---|---|---|---|---|---|
| **10 - 11** | TR 10 ER 11 | 1-7 | 10x1.5 | 95 | 45 | 16 | M6 | 18-22 | **H062550060** |
| **12 - 11** | TR 12 ER 11 | 1-7 | 12x1.5 | 95 | 45 | 16 | M6 | 18-22 | **H062550061** |
| **12 - 16** | TR 12 ER 16 | 1-10 | 12x1.5 | 103 | 53 | 22 | M8 | 27-31 | **H062550062** |
| **16 - 16** | TR 16 ER 16 | 1-10 | 16x1.5 | 120 | 46 | 22 | M8 | 27-31 | **H062550063** |
| **16 - 20** | TR 16 ER 20 | 1-13 | 16x1.5 | 130 | 57 | 28 | M10 | 31-37 | **H062550064** |
| **20 - 16** | TR 20 ER 16 | 1-10 | 20x2 | 135 | 62 | 22 | M8 | 27-31 | **H062550066** |
| **20 - 20** | TR 20 ER 20 | 1-13 | 20x2 | 135 | 62 | 28 | M10 | 31-37 | **H062550067** |
| **20 - 25** | TR 20 ER 25 | 1-16 | 20x2 | 135 | 62 | 35 | M10 | 35-40 | **H062550068** |

# H162

- MPP Collet Chuck
- MPP Spannzangenfutter
- MPP Spantanghouder
- MPP Mandrin à pinces
- MPP PORTAPINZAS
- MPP PORTA PINÇAS

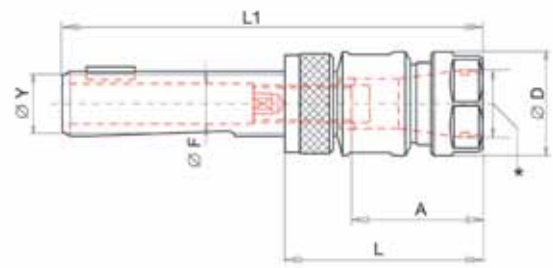

## H162

| size | type | clamping | ØY | L1 | L | D | F | A min-max | e-Code |
|---|---|---|---|---|---|---|---|---|---|
| **16-11** | TR 16 ER 11 | 1-7 | 16x1.5 | 110 | 37 | 19 | M6 | 18-22 | **H162550050** |
| **16-16** | TR 16 ER 16 | 1-10 | 16x1.5 | 122 | 46 | 28 | M8 | 27-31 | **H162550051** |
| **20-16** | TR 20 ER 16 | 1-10 | 20x2 | 128 | 55 | 28 | M8 | 27-31 | **H162550052** |
| **20-20** | TR 20 ER 20 | 1-13 | 20x2 | 135 | 62 | 34 | M10 | 31-37 | **H162550053** |
| **28-20** | TR 28 ER 20 | 1-13 | 28x2 | 140 | 61 | 34 | M10 | 31-37 | **H162550054** |
| **28-25** | TR 28 ER 25 | 1-16 | 28x2 | 140 | 61 | 42 | M10 | 35-40 | **H162550055** |
| **28-32** | TR 28 ER 32 | 2-20 | 28x2 | 147 | 68 | 50 | M16 | 40-46 | **H162550073** |
| **36-25** | TR 36 ER 25 | 1-16 | 36x2 | 163 | 61 | 42 | M10 | 35-40 | **H162550056** |
| **36-32** | TR 36 ER 32 | 2-20 | 36x2 | 165 | 65 | 50 | M16 | 40-46 | **H162550057** |
| **48-32** | TR 48 ER 32 | 2-20 | 48x2 | 200 | 65 | 50 | M16 | 40-46 | **H162550058** |

# H262

DORMER

- Collet ER
- Spannzange ER
- Spantang ER
- Pince ER
- Pinza ER
- Pinça ER

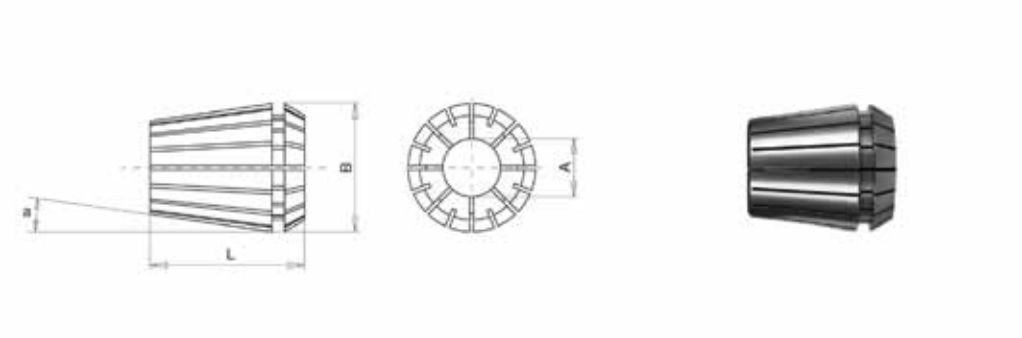


## H262

| type | reference | B | L | a ▷ | A min | A max | tool code | e-Code |
|---|---|---|---|---|---|---|---|---|
| **ER 11.D1** | ER 11 | 11.4 | 18 | 8° | 0.75 | 1.00 | 393.14-11 0100 | **H262111010** |
| **ER 11.D1.5** | ER 11 | 11.4 | 18 | 8° | 1.25 | 1.50 | 393.14-11 0150 | **H262111015** |
| **ER 11.D2** | ER 11 | 11.4 | 18 | 8° | 1.75 | 2.00 | 393.14-11 0200 | **H262111020** |
| **ER 11.D2.5** | ER 11 | 11.4 | 18 | 8° | 2.25 | 2.50 | 393.14-11 0250 | **H262111025** |
| **ER 11.D3** | ER 11 | 11.4 | 18 | 8° | 2.50 | 3.00 | 393.14-11 0300 | **H262111030** |
| **ER 11.D3.5** | ER 11 | 11.4 | 18 | 8° | 3.00 | 3.50 | 393.14-11 0350 | **H262111035** |
| **ER 11.D4** | ER 11 | 11.4 | 18 | 8° | 3.50 | 4.00 | 393.14-11 0400 | **H262111040** |
| **ER 11.D4.5** | ER 11 | 11.4 | 18 | 8° | 4.00 | 4.50 | 393.14-11 0450 | **H262111045** |
| **ER 11.D5** | ER 11 | 11.4 | 18 | 8° | 4.50 | 5.00 | 393.14-11 0500 | **H262111050** |
| **ER 11.D5.5** | ER 11 | 11.4 | 18 | 8° | 5.00 | 5.50 | 393.14-11 0550 | **H262111055** |
| **ER 11.D6** | ER 11 | 11.4 | 18 | 8° | 5.50 | 6.00 | 393.14-11 0600 | **H262111060** |
| **ER 11.D6.5** | ER 11 | 11.4 | 18 | 8° | 6.00 | 6.50 | 393.14-11 0650 | **H262111065** |
| **ER 11.D7** | ER 11 | 11.4 | 18 | 8° | 6.50 | 7.00 | 393.14-11 0700 | **H262111070** |
| **ER 16.D1** | ER 16 | 17.0 | 27.5 | 8° | 0.50 | 1.00 | 393.14-16 0100 | **H262116010** |
| **ER 16.D1.5** | ER 16 | 17.0 | 27.5 | 8° | 1.00 | 1.50 | 393.14-16 0150 | **H262116015** |
| **ER 16.D2** | ER 16 | 17.0 | 27.5 | 8° | 1.00 | 2.00 | 393.14-16 0200 | **H262116020** |
| **ER 16.D2.5** | ER 16 | 17.0 | 27.5 | 8° | 1.50 | 2.50 | 393.14-16 0250 | **H262116025** |
| **ER 16.D3** | ER 16 | 17.0 | 27.5 | 8° | 2.00 | 3.00 | 393.14-16 0300 | **H262116030** |
| **ER 16.D4** | ER 16 | 17.0 | 27.5 | 8° | 3.00 | 4.00 | 393.14-16 0400 | **H262116040** |
| **ER 16.D5** | ER 16 | 17.0 | 27.5 | 8° | 4.00 | 5.00 | 393.14-16 0500 | **H262116050** |
| **ER 16.D6** | ER 16 | 17.0 | 27.5 | 8° | 5.00 | 6.00 | 393.14-16 0600 | **H262116060** |
| **ER 16.D7** | ER 16 | 17.0 | 27.5 | 8° | 6.00 | 7.00 | 393.14-16 0700 | **H262116070** |
| **ER 16.D8** | ER 16 | 17.0 | 27.5 | 8° | 7.00 | 8.00 | 393.14-16 0800 | **H262116080** |
| **ER 16.D9** | ER 16 | 17.0 | 27.5 | 8° | 8.00 | 9.00 | 393.14-16 0900 | **H262116090** |
| **ER 16.D10** | ER 16 | 17.0 | 27.5 | 8° | 9.00 | 10.00 | 393.14-16 1000 | **H262116100** |
| **ER 20.D1.5** | ER 20 | 21.0 | 31.5 | 8° | 1.00 | 1.50 | 393.14-20 015 | **H262120015** |
| **ER 20.D2** | ER 20 | 21.0 | 31.5 | 8° | 1.50 | 2.00 | 393.14-20 020 | **H262120020** |
| **ER 20.D2.5** | ER 20 | 21.0 | 31.5 | 8° | 2.00 | 2.50 | 393.14-20 025 | **H262120025** |
| **ER 20.D3** | ER 20 | 21.0 | 31.5 | 8° | 2.50 | 3.00 | 393.14-20 030 | **H262120030** |
| **ER 20.D4** | ER 20 | 21.0 | 31.5 | 8° | 3.00 | 4.00 | 393.14-20 040 | **H262120040** |
| **ER 20.D5** | ER 20 | 21.0 | 31.5 | 8° | 4.00 | 5.00 | 393.14-20 050 | **H262120050** |
| **ER 20.D6** | ER 20 | 21.0 | 31.5 | 8° | 5.00 | 6.00 | 393.14-20 060 | **H262120060** |
| **ER 20.D7** | ER 20 | 21.0 | 31.5 | 8° | 6.00 | 7.00 | 393.14-20 070 | **H262120070** |
| **ER 20.D8** | ER 20 | 21.0 | 31.5 | 8° | 7.00 | 8.00 | 393.14-20 080 | **H262120080** |
| **ER 20.D9** | ER 20 | 21.0 | 31.5 | 8° | 8.00 | 9.00 | 393.14-20 090 | **H262120090** |
| **ER 20.D10** | ER 20 | 21.0 | 31.5 | 8° | 9.00 | 10.00 | 393.14-20 100 | **H262120100** |
| **ER 20.D11** | ER 20 | 21.0 | 31.5 | 8° | 10.00 | 11.00 | 393.14-20 110 | **H262120110** |
| **ER 20.D12** | ER 20 | 21.0 | 31.5 | 8° | 11.00 | 12.00 | 393.14-20 120 | **H262120120** |
| **ER 20.D13** | ER 20 | 21.0 | 31.5 | 8° | 12.00 | 13.00 | 393.14-20 130 | **H262120130** |
| **ER 25.D2** | ER 25 | 26.0 | 34 | 8° | 1.50 | 2.00 | 393.14-25 020 | **H262125020** |
| **ER 25.D2.5** | ER 25 | 26.0 | 34 | 8° | 2.00 | 2.50 | 393.14-25 025 | **H262125025** |
| **ER 25.D3** | ER 25 | 26.0 | 34 | 8° | 2.50 | 3.00 | 393.14-25 030 | **H262125030** |
| **ER 25.D4** | ER 25 | 26.0 | 34 | 8° | 3.00 | 4.00 | 393.14-25 040 | **H262125040** |
| **ER 25.D5** | ER 25 | 26.0 | 34 | 8° | 4.00 | 5.00 | 393.14-25 050 | **H262125050** |
| **ER 25.D6** | ER 25 | 26.0 | 34 | 8° | 5.00 | 6.00 | 393.14-25 060 | **H262125060** |
| **ER 25.D7** | ER 25 | 26.0 | 34 | 8° | 6.00 | 7.00 | 393.14-25 070 | **H262125070** |
| **ER 25.D8** | ER 25 | 26.0 | 34 | 8° | 7.00 | 8.00 | 393.14-25 080 | **H262125080** |
| **ER 25.D9** | ER 25 | 26.0 | 34 | 8° | 8.00 | 9.00 | 393.14-25 090 | **H262125090** |

# H262

| type | reference | B | L | a ▷ | A min | A max | tool code | e-Code |
|---|---|---|---|---|---|---|---|---|
| **ER 25.D10** | ER 25 | 26.0 | 34 | 8° | 9.00 | 10.00 | 393.14-25 100 | **H262125100** |
| **ER 25.D11** | ER 25 | 26.0 | 34 | 8° | 10.00 | 11.00 | 393.14-25 110 | **H262125110** |
| **ER 25.D12** | ER 25 | 26.0 | 34 | 8° | 11.00 | 12.00 | 393.14-25 120 | **H262125120** |
| **ER 25.D13** | ER 25 | 26.0 | 34 | 8° | 12.00 | 13.00 | 393.14-25 130 | **H262125130** |
| **ER 25.D14** | ER 25 | 26.0 | 34 | 8° | 13.00 | 14.00 | 393.14-25 140 | **H262125140** |
| **ER 25.D15** | ER 25 | 26.0 | 34 | 8° | 14.00 | 15.00 | 393.14-25 150 | **H262125150** |
| **ER 25.D16** | ER 25 | 26.0 | 34 | 8° | 15.00 | 16.00 | 393.14-25 160 | **H262125160** |
| **ER 32.D2.5** | ER 32 | 33.0 | 40 | 8° | 2.00 | 2.50 | 393.14-32 025 | **H262132025** |
| **ER 32.D3** | ER 32 | 33.0 | 40 | 8° | 2.50 | 3.00 | 393.14-32 030 | **H262132030** |
| **ER 32.D4** | ER 32 | 33.0 | 40 | 8° | 3.00 | 4.00 | 393.14-32 040 | **H262132040** |
| **ER 32.D5** | ER 32 | 33.0 | 40 | 8° | 4.00 | 5.00 | 393.14-32 050 | **H262132050** |
| **ER 32.D6** | ER 32 | 33.0 | 40 | 8° | 5.00 | 6.00 | 393.14-32 060 | **H262132060** |
| **ER 32.D7** | ER 32 | 33.0 | 40 | 8° | 6.00 | 7.00 | 393.14-32 070 | **H262132070** |
| **ER 32.D8** | ER 32 | 33.0 | 40 | 8° | 7.00 | 8.00 | 393.14-32 080 | **H262132080** |
| **ER 32.D9** | ER 32 | 33.0 | 40 | 8° | 8.00 | 9.00 | 393.14-32 090 | **H262132090** |
| **ER 32.D10** | ER 32 | 33.0 | 40 | 8° | 9.00 | 10.00 | 393.14-32 100 | **H262132100** |
| **ER 32.D11** | ER 32 | 33.0 | 40 | 8° | 10.00 | 11.00 | 393.14-32 110 | **H262132110** |
| **ER 32.D12** | ER 32 | 33.0 | 40 | 8° | 11.00 | 12.00 | 393.14-32 120 | **H262132120** |
| **ER 32.D13** | ER 32 | 33.0 | 40 | 8° | 12.00 | 13.00 | 393.14-32 130 | **H262132130** |
| **ER 32.D14** | ER 32 | 33.0 | 40 | 8° | 13.00 | 14.00 | 393.14-32 140 | **H262132140** |
| **ER 32.D15** | ER 32 | 33.0 | 40 | 8° | 14.00 | 15.00 | 393.14-32 150 | **H262132150** |
| **ER 32.D16** | ER 32 | 33.0 | 40 | 8° | 15.00 | 16.00 | 393.14-32 160 | **H262132160** |
| **ER 32.D17** | ER 32 | 33.0 | 40 | 8° | 16.00 | 17.00 | 393.14-32 170 | **H262132170** |
| **ER 32.D18** | ER 32 | 33.0 | 40 | 8° | 17.00 | 18.00 | 393.14-32 180 | **H262132180** |
| **ER 32.D19** | ER 32 | 33.0 | 40 | 8° | 18.00 | 19.00 | 393.14-32 190 | **H262132190** |
| **ER 32.D20** | ER 32 | 33.0 | 40 | 8° | 19.00 | 20.00 | 393.14-32 200 | **H262132200** |
| **ER 40.D4** | ER 40 | 41.0 | 46 | 8° | 3.00 | 4.00 | 393.14-40 040 | **H262140040** |
| **ER 40.D5** | ER 40 | 41.0 | 46 | 8° | 4.00 | 5.00 | 393.14-40 050 | **H262140050** |
| **ER 40.D6** | ER 40 | 41.0 | 46 | 8° | 5.00 | 6.00 | 393.14-40 060 | **H262140060** |
| **ER 40.D7** | ER 40 | 41.0 | 46 | 8° | 6.00 | 7.00 | 393.14-40 070 | **H262140070** |
| **ER 40.D8** | ER 40 | 41.0 | 46 | 8° | 7.00 | 8.00 | 393.14-40 080 | **H262140080** |
| **ER 40.D9** | ER 40 | 41.0 | 46 | 8° | 8.00 | 9.00 | 393.14-40 090 | **H262140090** |
| **ER 40.D10** | ER 40 | 41.0 | 46 | 8° | 9.00 | 10.00 | 393.14-40 100 | **H262140100** |
| **ER 40.D11** | ER 40 | 41.0 | 46 | 8° | 10.00 | 11.00 | 393.14-40 110 | **H262140110** |
| **ER 40.D12** | ER 40 | 41.0 | 46 | 8° | 11.00 | 12.00 | 393.14-40 120 | **H262140120** |
| **ER 40.D13** | ER 40 | 41.0 | 46 | 8° | 12.00 | 13.00 | 393.14-40 130 | **H262140130** |
| **ER 40.D14** | ER 40 | 41.0 | 46 | 8° | 13.00 | 14.00 | 393.14-40 140 | **H262140140** |
| **ER 40.D15** | ER 40 | 41.0 | 46 | 8° | 14.00 | 15.00 | 393.14-40 150 | **H262140150** |
| **ER 40.D16** | ER 40 | 41.0 | 46 | 8° | 15.00 | 16.00 | 393.14-40 160 | **H262140160** |
| **ER 40.D17** | ER 40 | 41.0 | 46 | 8° | 16.00 | 17.00 | 393.14-40 170 | **H262140170** |
| **ER 40.D18** | ER 40 | 41.0 | 46 | 8° | 17.00 | 18.00 | 393.14-40 180 | **H262140180** |
| **ER 40.D19** | ER 40 | 41.0 | 46 | 8° | 18.00 | 19.00 | 393.14-40 190 | **H262140190** |
| **ER 40.D20** | ER 40 | 41.0 | 46 | 8° | 19.00 | 20.00 | 393.14-40 200 | **H262140200** |
| **ER 40.D21** | ER 40 | 41.0 | 46 | 8° | 20.00 | 21.00 | 393.14-40 210 | **H262140210** |
| **ER 40.D22** | ER 40 | 41.0 | 46 | 8° | 21.00 | 22.00 | 393.14-40 220 | **H262140220** |
| **ER 40.D23** | ER 40 | 41.0 | 46 | 8° | 22.00 | 23.00 | 393.14-40 230 | **H262140230** |
| **ER 40.D24** | ER 40 | 41.0 | 46 | 8° | 23.00 | 24.00 | 393.14-40 240 | **H262140240** |
| **ER 40.D25** | ER 40 | 41.0 | 46 | 8° | 24.00 | 25.00 | 393.14-40 250 | **H262140250** |
| **ER 40.D26** | ER 40 | 41.0 | 46 | 8° | 25.00 | 26.00 | 393.14-40 260 | **H262140260** |

# H068

- MSKF Quick-Change Chuck
- MSKF Mandrin à changement rapide
- MSKF Schnellwechselfutter
- MSKF PORTAHERRAMIENTAS DE CAMBIO RAPIDO
- MSKF Snelwisselhouder
- MSKF SUPORTE DE MUDANÇA RÁPIDA

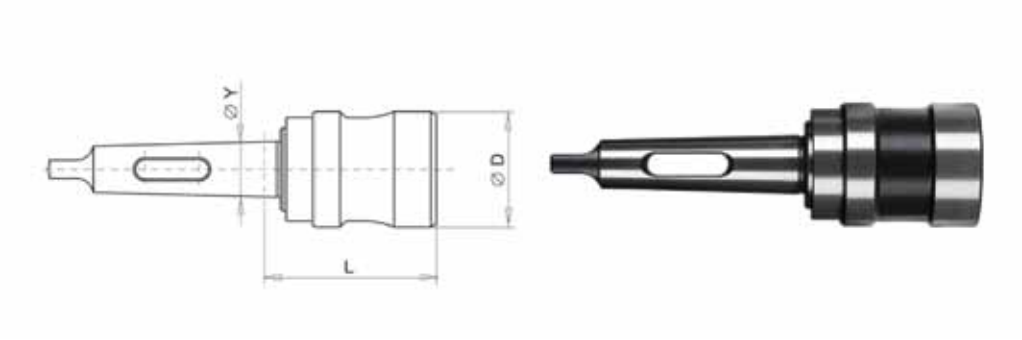


## H068

| size | ØY | ØD | L | type | e-Code |
|---|---|---|---|---|---|
| **2** | CM 2 | 50 | 75 | 2 | **H068010010** |
| **2** | CM 3 | 50 | 75 | 2 | **H068010011** |

| size | ØY | ØD | L | type | e-Code |
|---|---|---|---|---|---|
| **3** | CM 3 | 60 | 88 | 3 | **H068010015** |
| **3** | CM 4 | 60 | 89 | 3 | **H068010016** |

# H568 / H168

- BSKF Quick-Change Adaptor
- BSKF Schnellwechsel-Adapter
- BSKF Snelwisselinzetstuk
- BSKF Adaptateur à changement rapide
- BSKF adaptador de cambio rapido
- BSKF Suporte de mudança rápida

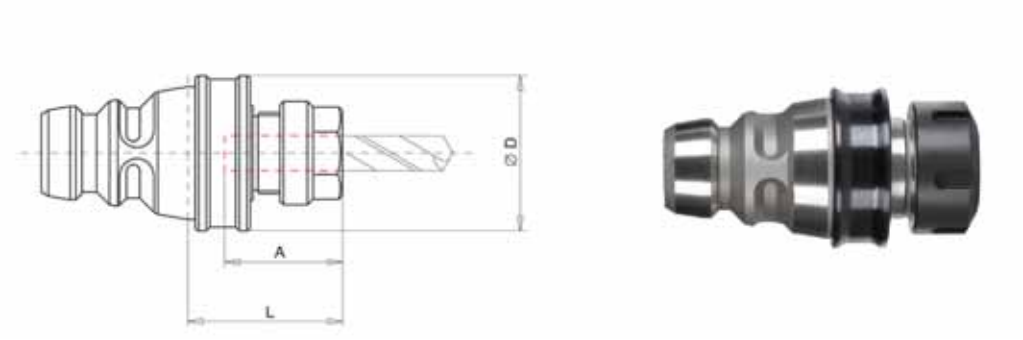


## H568

| size | type | ØD | L | A min-max | capacity | e-Code |
|---|---|---|---|---|---|---|
| **2** | ER 16 | 42 | 40 | 21-43 | Ø 1 - Ø 10 | **H568020050** |
| **3** | ER 25 | 50 | 52 | 24-51 | Ø 2 - Ø 16 | **H568020070** |

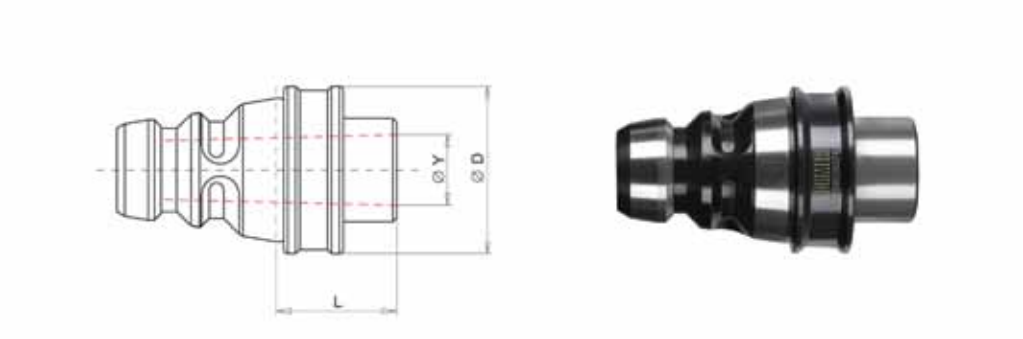


## H168

| size | ØY | ØD | L | e-Code |
|---|---|---|---|---|
| **2** | CM 1 | 42 | 18 | **H168020052** |
| **2** | CM 2 | 42 | 30.5 | **H168020053** |
| **3** | CM 1 | 50 | 20.5 | **H168020072** |
| **3** | CM 2 | 50 | 20.5 | **H168020073** |

| size | ØY | ØD | L | e-Code |
|---|---|---|---|---|
| **3** | CM 3 | 50 | 38.5 | **H168020074** |

# H502

- SynchroFlex Tapping Chuck
- SychroFlex Gewindeschneidfutter
- SynchroFlex Taphouder
- Attachement de taraudage SynchroFlex
- Porta machos SynchroFlex
- Porta Machos SyncroFlex

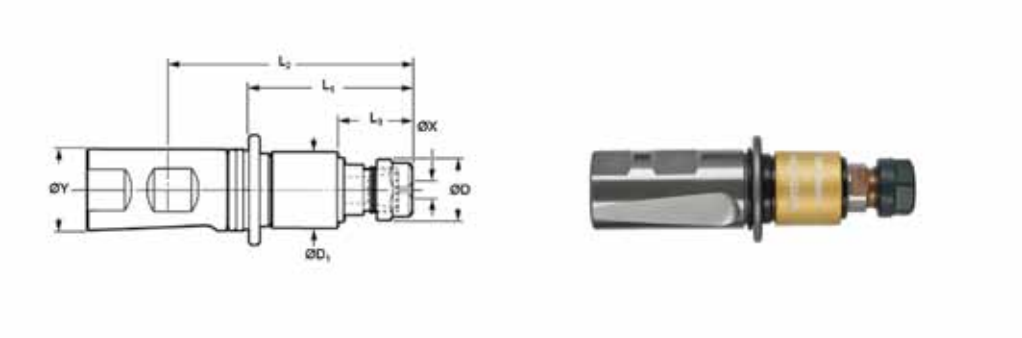


NEW
2008.09
SynchroFlex®

## H502

| size | ERC | ØY | ØX | ØD | ØD1 | L1 | L2 | L3 | tool code | e-Code |
|---|---|---|---|---|---|---|---|---|---|---|
| **M2 - M5** | ERC11 | 25 | 2.8-6.0 | 18.7 | 23.5 | 51.4 | 75.4 | 23.5 | 393.2062-25 11 051 | **H502393100** |
| **M4 - M12** | ERC20 | 25 | 4.0-10.0 | 34 | 35 | 63.5 | 87.5 | 35.3 | 393.2062-25 20 063 | **H502393101** |
| **M8 - M20** | ERC25 | 25 | 8.0-16.0 | 42 | 44 | 82.9 | 106.9 | 36.9 | 393.2062-25 25 083 | **H502393102** |

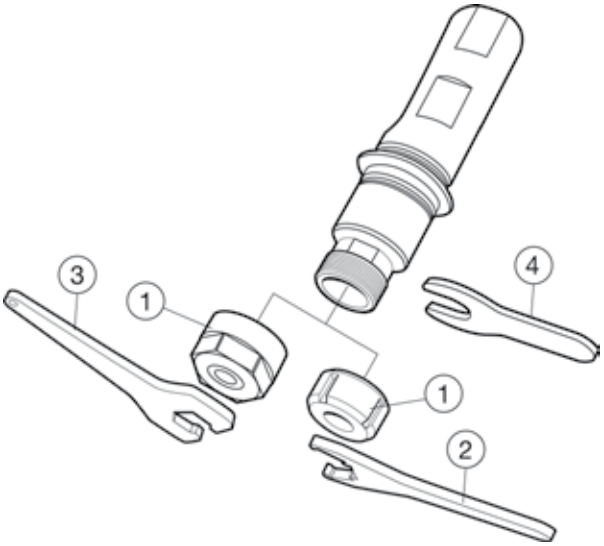


| | e-code | (1) A | (2) B | (3) B | (4) B |
|---|---|---|---|---|---|
| H502 | H502393100 | H542553100 | | H543568100 | H544568102 |
| H502 | H502393101 | H542553101 | | H543568101 | H544568103 |
| H502 | H502393102 | H542553102 | H547568105 | | H544568104 |

A = Nut. B = Wrench / A = Mutter. B = Spannschlüssel / A = Moer. B = Sleutel / A = écrou B = clé plate / A = Tuerca B = Llave / A = Porca. B = Chave

# H503

- SynchroFlex Tapping Chuck
- SynchroFlex Gewindeschneidfutter
- SynchroFlex Taphouder
- Attachement de taraudage SynchroFlex
- Porta machos SynchroFlex
- Porta Machos SynchroFlex

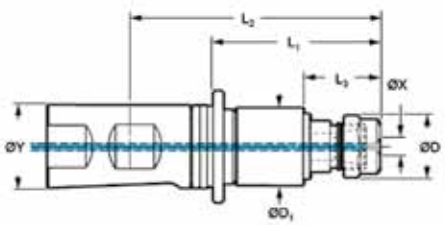

NEW
2008.09
SynchroFlex®

## H503

| size | ERC | ØY | ØX | ØD | ØD1 | L1 | L2 | L3 | tool code | e-Code |
|---|---|---|---|---|---|---|---|---|---|---|
| **M4 - M12** | ERC20 | 25 | 4.0-10.0 | 34 | 35 | 68.6 | 92.6 | 40.5 | 393.2063-25 20 068 | **H503393103** |
| **M8 - M20** | ERC25 | 25 | 8.0-16.0 | 42 | 44 | 88.1 | 112.1 | 42.2 | 393.2063-25 25 088 | **H503393104** |

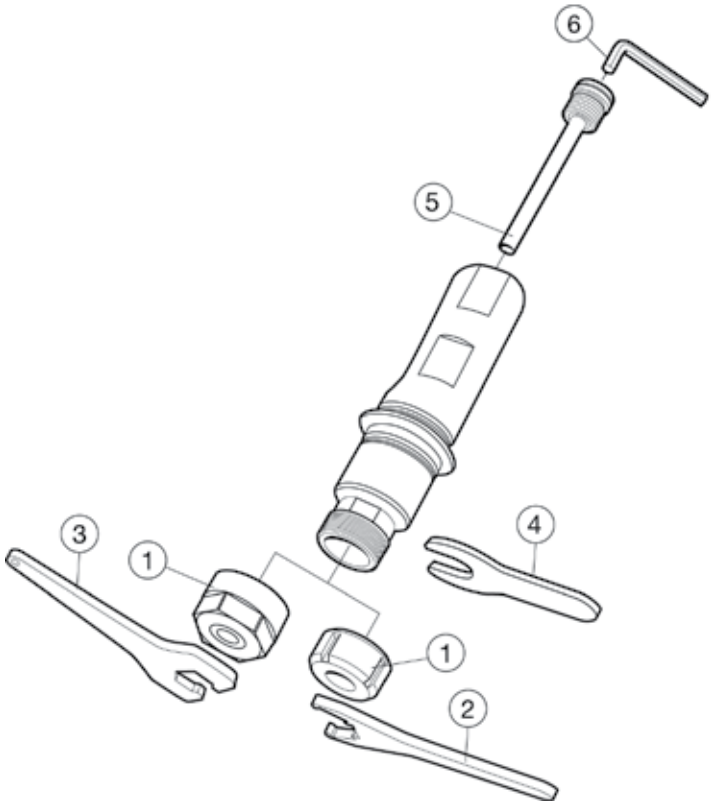


| | e-code | (1) A | (2) B | (3) B | (4) B | (5) C | (6) D |
|---|---|---|---|---|---|---|---|
| H503 | H503393103 | H546553103 | | H543568101 | H544568103 | H548569100 | H549302100 |
| H503 | H503393104 | H546553104 | H547568105 | | H544568104 | H548569101 | H549302100 |

A = Nut. B = Wrench. C = Coolant tube. D = Key / A = Mutter. B = Spannschlüssel. C = Kühlmittelrohr. D = Aufsteckschlüssel / A = Moer. B = Sleutel. C = Koelmiddelbuis. D = Opsteeksleutel / A = écrou B = clé plate C = tube de lubrification D = Clé / A = Tuerca B =Llave. C = Canal de lubricación. D = Llave de tubo / A = Porca. B = Chave. C = Tubo de Refrigeração. D = Chave Soquete

# H500

- SynchroFlex Tapping Chuck
- SynchroFlex Gewindeschneidfutter
- SynchroFlex Taphouder
- Attachement de taraudage SynchroFlex
- Porta machos SynchroFlex
- Porta Machos SynchroFlex

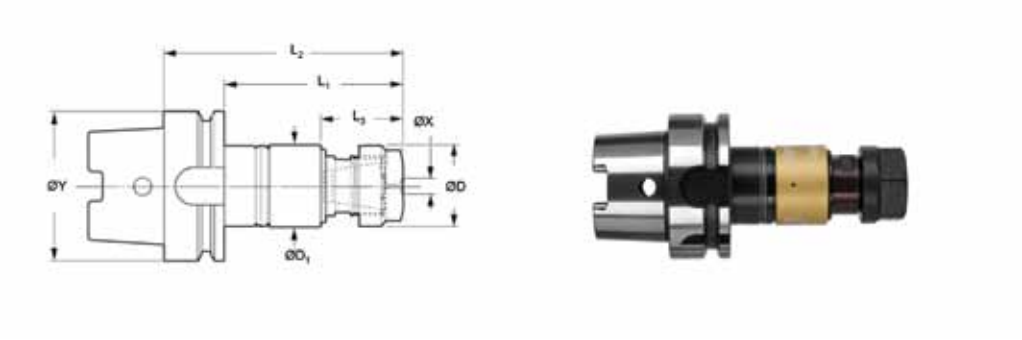


NEW
2008.09
SynchroFlex®

## H500

| size | ERC | ØY | ØX | ØD | ØD1 | L1 | L2 | L3 | tool code | e-Code |
|---|---|---|---|---|---|---|---|---|---|---|
| **M4 - M12** | ERC20 | HSK-63 | 4.0-10.0 | 34 | 35 | 76.6 | 102.6 | 35.3 | 392.41062-63 20 102 | **H500392100** |
| **M8 - M20** | ERC25 | HSK-63 | 8.0-16.0 | 42 | 44 | 96 | 122 | 42.2 | 392.41062-63 25 122 | **H500392101** |

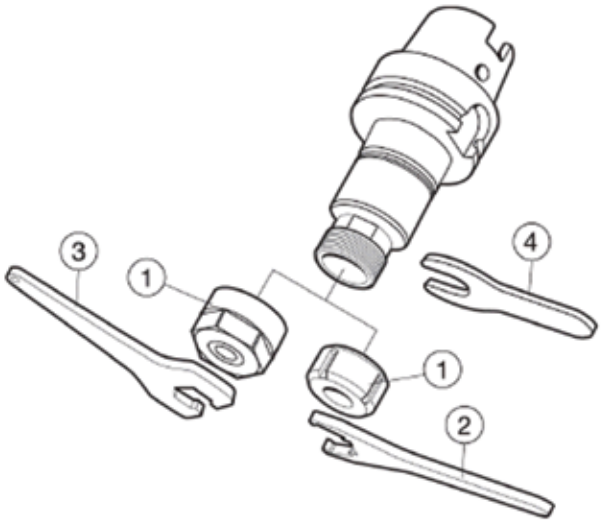


| | e-code | (1) A | (2) B | (3) B | (4) B |
|---|---|---|---|---|---|
| H500 | H500392100 | H542553101 | | H543568101 | H544568103 |
| H500 | H500392101 | H542553102 | H547568105 | | H544568104 |

A = Nut. B = Wrench / A = Mutter. B = Spannschlüssel / A = Moer. B = Sleutel / A = écrou B = clé plate / A = Tuerca B = Llave / A = Porca. B = Chave

# H501

- SynchroFlex Tapping Chuck
- SynchroFlex Gewindeschneidfutter
- SynchroFlex Taphouder
- Attachement de taraudage SynchroFlex
- Porta machos SynchroFlex
- Porta Machos SynchroFlex

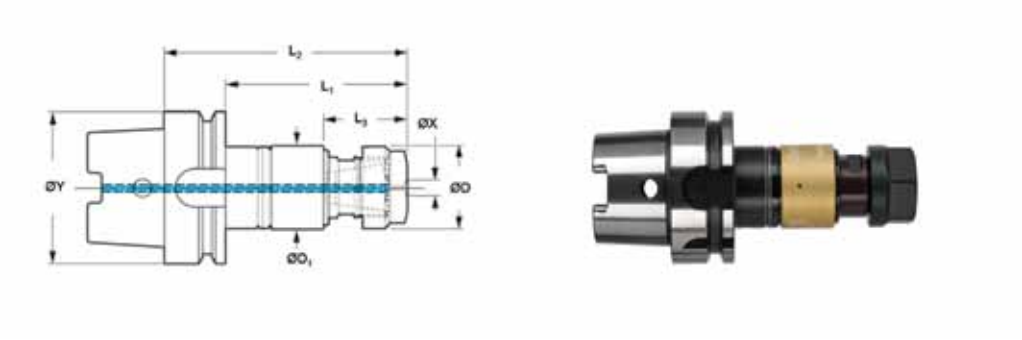


NEW
2008.09
SynchroFlex®

## H501

HSK A/C | MICRO | 80 Bar | 496

| size | ERC | ØY | ØX | ØD | ØD1 | L1 | L2 | L3 | tool code | e-Code |
|---|---|---|---|---|---|---|---|---|---|---|
| **M4 - M12** | ERC20 | HSK-63 | 4.0-10.0 | 34 | 35 | 81.8 | 107.8 | 40.5 | 392.41063-63 20 107 | **H501392102** |
| **M8 - M20** | ERC25 | HSK-63 | 8.0-16.0 | 42 | 44 | 101.3 | 127.3 | 42.2 | 392.41063-63 25 127 | **H501392103** |

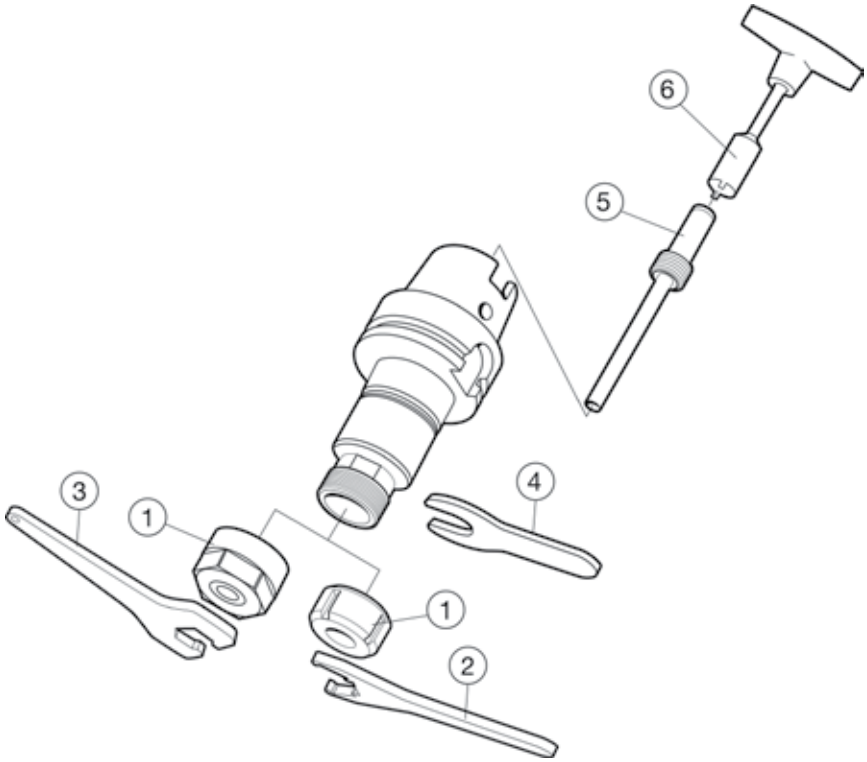


| | e-code | (1) A | (2) B | (3) B | (4) B | (5) C | (6) D |
|---|---|---|---|---|---|---|---|
| H501 | H501392102 | H546553103 | | H543568101 | H544568103 | H548569102 | H545568106 |
| H501 | H501392103 | H546553104 | H547568105 | | H544568104 | H548569103 | H545568106 |

A = Nut. B = Wrench. C = Coolant tube. D = Key / A = Mutter. B = Spannschlüssel. C = Kühlmittelrohr. D = Aufsteckschlüssel / A = Moer. B = Sleutel. C = Koelmiddelbuis. D = Opsteeksleutel / A = écrou B = clé plate C = tube de lubrification D = Clé / A = Tuerca B =Llave. C = Canal de lubricación. D = Llave de tubo / A = Porca. B = Chave. C = Tubo de Refrigeração. D = Chave Soquete

# H504

- SynchroFlex Tapping Chuck
- SynchroFlex Gewindeschneidfutter
- SynchroFlex Taphouder
- Attachement de taraudage SynchroFlex
- Porta machos SynchroFlex
- Porta Machos SynchroFlex

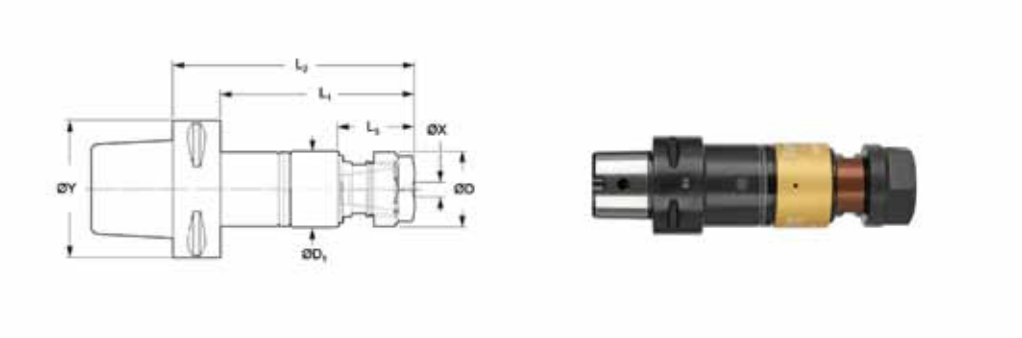


NEW
2008.09
SynchroFlex®

## H504

| size | ERC | ØY | ØX | ØD | ØD1 | L1 | L2 | L3 | tool code | e-Code |
|---|---|---|---|---|---|---|---|---|---|---|
| **M4 - M12** | ERC20 | C4 - 40 | 4.0-10.0 | 34 | 35 | 86.5 | 106.5 | 35.3 | C4-391.62-20 107 | **H504391100** |
| **M8 - M20** | ERC25 | C4 - 40 | 8.0-16.0 | 42 | 44 | 105.9 | 125.9 | 42.2 | C4-391.62-25 126 | **H504391101** |
| **M4 - M12** | ERC20 | C5 - 50 | 4.0-10.0 | 34 | 35 | 88.5 | 108.5 | 35.3 | C5-391.62-20 109 | **H504391102** |
| **M8 - M20** | ERC25 | C5 - 50 | 8.0-16.0 | 42 | 44 | 107.9 | 127.9 | 42.2 | C5-391.62-25 128 | **H504391103** |

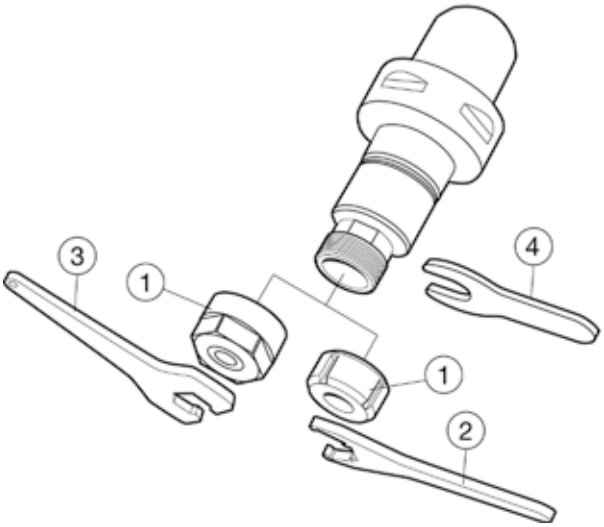


| | e-code | (1) A | (2) B | (3) B | (4) B |
|---|---|---|---|---|---|
| H504 | H504391100 | H542553101 | | H543568101 | H544568103 |
| H504 | H504391101 | H542553102 | H547568105 | | H544568104 |
| H504 | H504391102 | H542553101 | | H543568101 | H544568103 |
| H504 | H504391103 | H542553102 | H547568105 | | H544568104 |

A = Nut. B = Wrench / A = Mutter. B = Spannschlüssel / A = Moer. B = Sleutel / A = écrou B = clé plate / A = Tuerca B = Llave / A = Porca. B = Chave

# H505

- SynchroFlex Tapping Chuck
- SynchroFlex Gewindeschneidfutter
- SynchroFlex Taphouder
- Attachement de taraudage SynchroFlex
- Porta machos SynchroFlex
- Porta Machos SynchroFlex

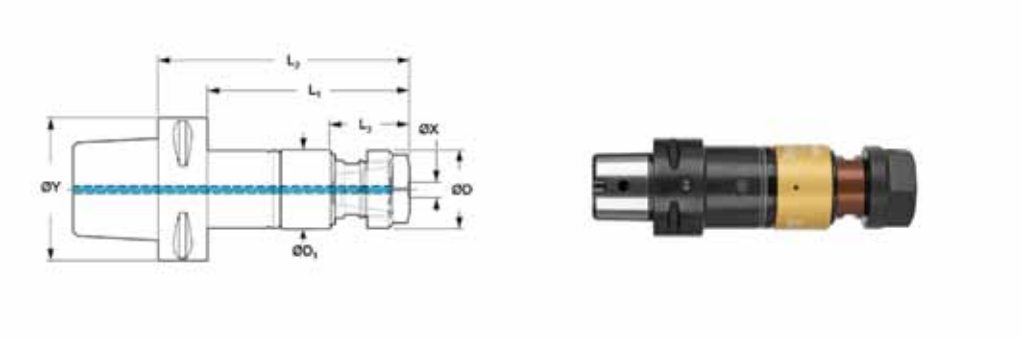


NEW
2008.09
SynchroFlex®

## H505

| size | ERC | ØY | ØX | ØD | ØD1 | L1 | L2 | L3 | tool code | e-Code |
|---|---|---|---|---|---|---|---|---|---|---|
| **M4 - M12** | ERC20 | C4 - 40 | 4.0-10.0 | 34 | 35 | 91.6 | 106.5 | 35.3 | C4-391.63-20 112 | **H505391104** |
| **M8 - M20** | ERC25 | C4 - 40 | 8.0-16.0 | 42 | 44 | 111.1 | 131.1 | 42.2 | C4-391.63-25 131 | **H505391105** |
| **M4 - M12** | ERC20 | C5 - 50 | 4.0-10.0 | 34 | 35 | 93.6 | 113.6 | 35.3 | C5-391.63-20 114 | **H505391106** |
| **M8 - M20** | ERC25 | C5 - 50 | 8.0-16.0 | 42 | 44 | 113.1 | 133.1 | 42.2 | C5-391.63-25 133 | **H505391107** |

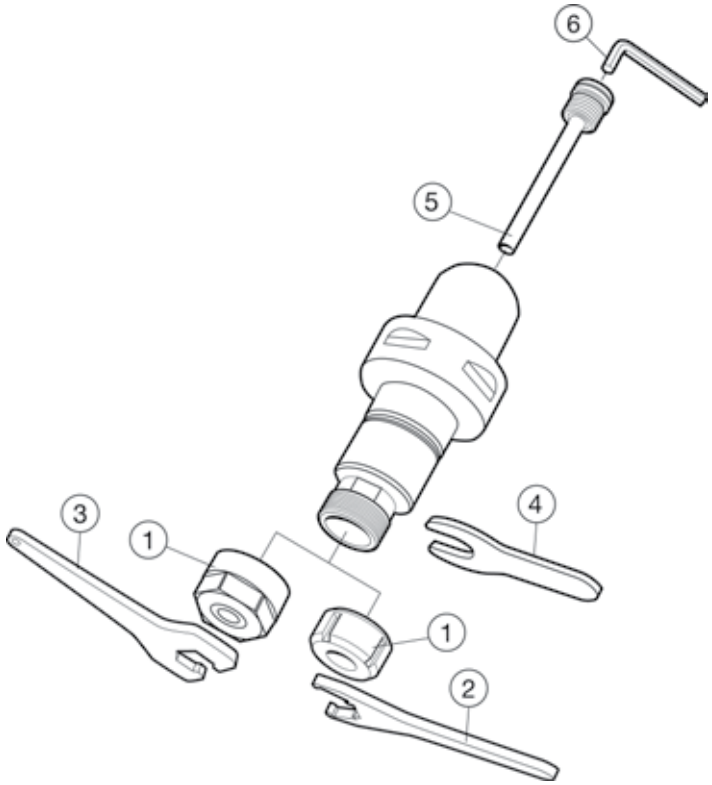


| | e-code | (1) A | (2) B | (3) B | (4) B | (5) C | (6) D |
|---|---|---|---|---|---|---|---|
| H505 | H505391104 | H546553103 | | H543568101 | H544568103 | H548569100 | H549302100 |
| H505 | H505391105 | H546553104 | H547568105 | | H544568104 | H548569101 | H549302100 |
| H505 | H505391106 | H546553103 | | H543568101 | H544568103 | H548569100 | H549302100 |
| H505 | H505391107 | H546553104 | H547568105 | | H544568104 | H548569101 | H549302100 |

A = Nut. B = Wrench. C = Coolant tube. D = Key / A = Mutter. B = Spannschlüssel. C = Kühlmittelrohr. D = Aufsteckschlüssel / A = Moer. B = Sleutel. C = Koelmiddelbuis. D = Opsteeksleutel / A = écrou B = clé plate C = tube de lubrification D = Clé / A = Tuerca B =Llave. C = Canal de lubricación. D = Llave de tubo / A = Porca. B = Chave. C = Tubo de Refrigeração. D = Chave Soquete

# H540

DORMER

- ERC Tapping Collet
- ERC Spannzange zum Gewindebohren
- ERC Spantangen voor tappen
- Pince de taraudage ERC
- ERC Pinza para machos
- Pinça ERC para Machos

NEW
2008.09

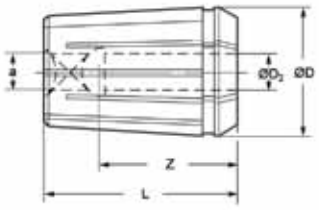

## H540

DIN 6499B

| ERC | ØD2 | a mm | ↔ | DIN/ISO | ØD | L | Z | tool code | e-Code |
|---|---|---|---|---|---|---|---|---|---|
| **ERC11** | 2.8 | 2.1 | M 2 - M 2.5 | DIN | 11.3 | 18 | 12 | 393.14-11 D028X021 | **H540393105** |
| **ERC11** | 3.5 | 2.7 | M 3 - M 5 | DIN | 11.3 | 18 | 14 | 393.14-11 D035X027 | **H540393106** |
| **ERC11** | 4.0 | 3.0 | M 3.5 | DIN | 11.3 | 18 | 14 | 393.14-11 D040X030 | **H540393107** |
| **ERC11** | 4.0 | 3.15 | M 4 - M 5 | ISO | 11.3 | 18 | 14 | 393.14-11 D040X0315 | **H540393108** |
| **ERC11** | 4.5 | 3.4 | M 4 - M 6 | DIN | 11.3 | 18 | 14 | 393.14-11 D045X034 | **H540393109** |
| **ERC11** | 5.0 | 4.0 | M 5 | ISO | 11.3 | 18 | 14 | 393.14-11 D050X040 | **H540393110** |
| **ERC11** | 6.0 | 4.9 | M 5 - M 6 - M 8 | DIN | 11.3 | 18 | 14 | 393.14-11 D060X049 | **H540393111** |
| **ERC20** | 4.0 | 3.15 | M 4 - M 5 | ISO | 20.8 | 31.5 | 18 | 393.14-20 D040X0315 | **H540393112** |
| **ERC20** | 4.5 | 3.4 | M 4 - M 6 | DIN | 20.8 | 31.5 | 18 | 393.14-20 D045X034 | **H540393113** |
| **ERC20** | 5.0 | 4.0 | M 5 | ISO | 20.8 | 31.5 | 18 | 393.14-20 D050X040 | **H540393114** |
| **ERC20** | 6.0 | 4.9 | M 5 - M 6 - M 8 | DIN | 20.8 | 31.5 | 18 | 393.14-20 D060X049 | **H540393115** |
| **ERC20** | 6.3 | 5.0 | M 6 - M 8 | ISO | 20.8 | 31.5 | 18 | 393.14-20 D063X050 | **H540393116** |
| **ERC20** | 7.0 | 5.5 | M 7 - M 9 - M 10 | DIN | 20.8 | 31.5 | 18 | 393.14-20 D070x055 | **H540393117** |
| **ERC20** | 8.0 | 6.2/6.3 | M 8 - M 10 | DIN/ISO | 20.8 | 31.5 | 22 | 393.14-20 D080X063 | **H540393118** |
| **ERC20** | 9.0 | 7.0/7.1 | M 12 | DIN/ISO | 20.8 | 31.5 | 22 | 393.14-20 D090X071 | **H540393119** |
| **ERC20** | 10.0 | 8.0 | M 10 | ISO | 20.8 | 31.5 | 25 | 393.14-20 D100X080 | **H540393120** |
| **ERC25** | 8.0 | 6.2/6.3 | M 8 - M 10 | DIN/ISO | 25.8 | 34 | 18 | 393.14-25 D080X063 | **H540393121** |
| **ERC25** | 9.0 | 7.0/7.1 | M 12 | DIN/ISO | 25.8 | 34 | 18 | 393.14-25 D090X071 | **H540393122** |
| **ERC25** | 10.0 | 8.0 | M 10 | ISO | 25.8 | 34 | 18 | 393.14-25 D100X080 | **H540393123** |
| **ERC25** | 11.0 | 9.0 | M 14 | DIN | 25.8 | 34 | 18 | 393.14-25 D110X090 | **H540393124** |
| **ERC25** | 11.2 | 9.0 | M 14 | ISO | 25.8 | 34 | 18 | 393.14-25 D112X090 | **H540393125** |
| **ERC25** | 12.0 | 9.0 | M 16 | DIN | 25.8 | 34 | 18 | 393.14-25 D120X090 | **H540393126** |
| **ERC25** | 12.5 | 10.0 | M 16 | ISO | 25.8 | 34 | 22 | 393.14-25 D125X100 | **H540393127** |
| **ERC25** | 14.0 | 11.0/11.2 | M 18 - M 20 | DIN/ISO | 25.8 | 34 | 22 | 393.14-25 D140X112 | **H540393128** |
| **ERC25** | 16.0 | 12.0 | M 20 | DIN | 25.8 | 34 | 25 | 393.14-25 D160X120 | **H540393129** |

# H541

- ERC Collet Sealing Disk
- ERC Dichtscheibe
- ERC Afdichtingsschijf
- Bague étanche ERC
- ERC Disco de seguridad para pinza
- Pinça ERC para Machos

NEW
2008.09

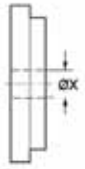

## H541

150 Bar

496

| ERC | ØX | ØX | tool code | e-Code |
|---|---|---|---|---|
| **ERC20** | 4.5 - 4.0 | 0.177 - 0.157 | 3920.00450 | **H541392104** |
| **ERC20** | 5.0 - 4.5 | 0.197 - 0.177 | 3920.00500 | **H541392105** |
| **ERC20** | 6.0 - 5.5 | 0.236 - 0.217 | 3920.00600 | **H541392106** |
| **ERC20** | 6.5 - 6.0 | 0.256 - 0.236 | 3920.00650 | **H541392107** |
| **ERC20** | 8.0 - 7.5 | 0.315 - 0.295 | 3920.00800 | **H541392108** |
| **ERC20** | 9.0 - 8.5 | 0.354 - 0.335 | 3920.00900 | **H541392109** |
| **ERC20** | 9.5 - 9.0 | 0.374 - 0.354 | 3920.00950 | **H541392110** |
| **ERC20** | 10.0 - 9.5 | 0.394 - 0.374 | 3920.01000 | **H541392111** |
| **ERC25** | 8.0 - 7.5 | 0.315 - 0.295 | 3925.00800 | **H541392112** |
| **ERC25** | 9.0 - 8.5 | 0.354 - 0.335 | 3925.00900 | **H541392113** |
| **ERC25** | 9.5 - 9.0 | 0.374 - 0.354 | 3925.00950 | **H541392114** |
| **ERC25** | 10.0 - 9.5 | 0.394 - 0.374 | 3925.01000 | **H541392115** |
| **ERC25** | 11.0 - 10.5 | 0.433 - 0.413 | 3925.01100 | **H541392116** |
| **ERC25** | 11.5 - 11.0 | 0.453 - 0.433 | 3925.01150 | **H541392117** |
| **ERC25** | 12.0 - 11.5 | 0.472 - 0.453 | 3925.01200 | **H541392118** |
| **ERC25** | 12.5 - 12.0 | 0.492 - 0.472 | 3925.01250 | **H541392119** |
| **ERC25** | 13.0 - 12.5 | 0.512 - 0.492 | 3925.01300 | **H541392120** |
| **ERC25** | 14.0 - 13.5 | 0.551 - 0.531 | 3925.01400 | **H541392121** |
| **ERC25** | 14.5 - 14.0 | 0.571 - 0.551 | 3925.01450 | **H541392122** |
| **ERC25** | 16.0 - 15.5 | 0.630 - 0.610 | 3925.01600 | **H541392123** |

# H021 / H020

- GS/NCL Quick-Change Tapping-Chuck
- GS/NCL Mandrin de taraudage à changement rapide
- GS/NCL Gewindeschneid-Schnellwechselfutter
- GS/NCL PORTAMACHOS DE ROSCAR DE CAMBIO RAPIDO
- GS/NCL Snelwissel taphouder
- GS/NCL PORTA MACHOS DE MUDANÇA RÁPIDA

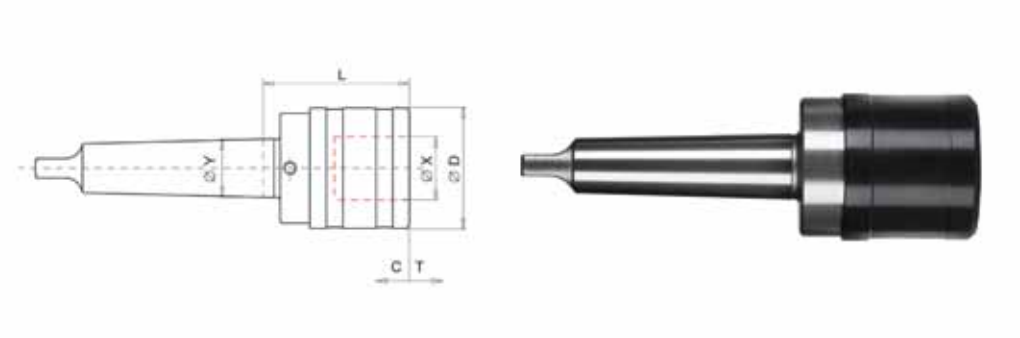


## H021

| size | ØY | ØX | ØD | L | C | T | e-Code |
|---|---|---|---|---|---|---|---|
| **0** | CM2 | 13 | 26 | 45 | 6.5 | 6.5 | **H021326642** |
| **1** | CM2 | 19 | 36 | 47 | 7.5 | 7.5 | **H021326643** |
| **1** | CM3 | 19 | 36 | 47 | 7.5 | 7.5 | **H021326644** |
| **2** | CM3 | 31 | 53 | 71 | 12.5 | 12.5 | **H021326645** |

| size | ØY | ØX | ØD | L | C | T | e-Code |
|---|---|---|---|---|---|---|---|
| **2** | CM4 | 31 | 53 | 72 | 12.5 | 12.5 | **H021326646** |
| **3** | CM4 | 48 | 78 | 105 | 20 | 20 | **H021326647** |
| **3** | CM5 | 48 | 78 | 105.5 | 20 | 20 | **H021326648** |

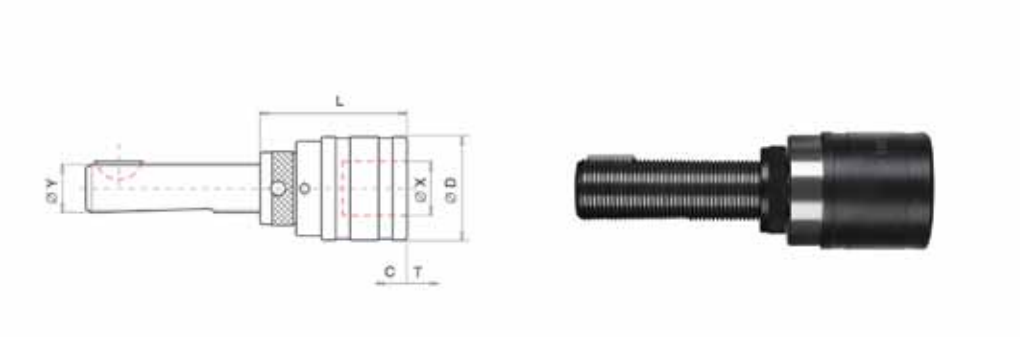


## H020

| size | ØY | ØX | ØD | L | C | T | e-Code |
|---|---|---|---|---|---|---|---|
| **0** | TR 16x1.5 | 13 | 26 | 50 | 6.5 | 6.5 | **H020326617** |
| **0** | TR 20x2 | 13 | 26 | 50 | 6.5 | 6.5 | **H020326618** |
| **1** | TR 16x1.5 | 19 | 36 | 52 | 7.5 | 7.5 | **H020350802** |
| **1** | TR 20x2 | 19 | 36 | 52 | 7.5 | 7.5 | **H020326619** |
| **1** | TR 28x2 | 19 | 36 | 52 | 7.5 | 7.5 | **H020326620** |
| **1** | TR 36x2 | 19 | 36 | 54 | 7.5 | 7.5 | **H020326621** |

| size | ØY | ØX | ØD | L | C | T | e-Code |
|---|---|---|---|---|---|---|---|
| **2** | TR 20x2 | 31 | 53 | 76 | 12.5 | 12.5 | **H020326633** |
| **2** | TR 28x2 | 31 | 53 | 76 | 12.5 | 12.5 | **H020326622** |
| **2** | TR 36x2 | 31 | 53 | 78 | 12.5 | 12.5 | **H020326623** |
| **3** | TR 28x2 | 48 | 78 | 109 | 20 | 20 | **H020926639** |
| **3** | TR 36x2 | 48 | 78 | 111 | 20 | 20 | **H020326639** |
| **3** | TR 48x2 | 48 | 78 | 115 | 20 | 20 | **H020326640** |

# H026

- GS/NCL Quick-Change Tapping-Chuck
- GS/NCL Mandrin de taraudage à changement rapide
- GS/NCL Gewindeschneid-Schnellwechselfutter
- GS/NCL PORTAMACHOS DE ROSCAR DE CAMBIO RAPIDO
- GS/NCL Snelwissel taphouder
- GS/NCL PORTA MACHOS DE MUDANÇA RÁPIDA

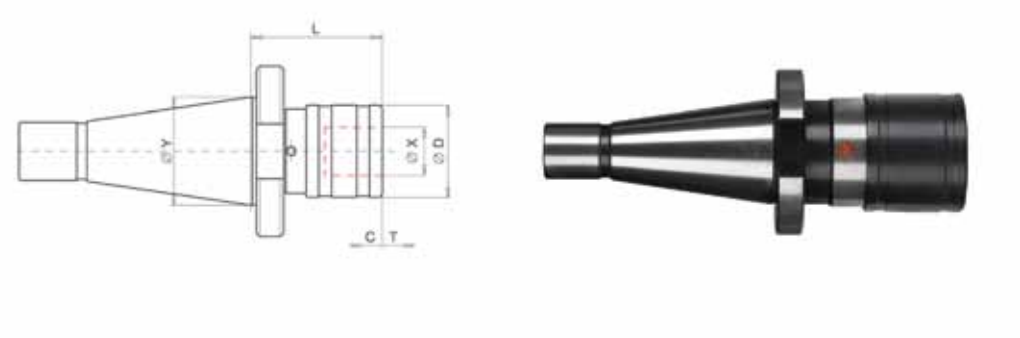


## H026

| size | ØY | ØX | ØD | L | C | T | e-Code |
|---|---|---|---|---|---|---|---|
| **1** | ISO 30 | 19 | 36 | 59 | 7.5 | 7.5 | **H026326651** |
| **1** | ISO 40 | 19 | 36 | 50 | 7.5 | 7.5 | **H026326652** |
| **1** | ISO 50 | 19 | 36 | 54 | 7.5 | 7.5 | **H026926652** |
| **2** | ISO 30 | 31 | 53 | 97 | 12.5 | 12.5 | **H026926653** |

| size | ØY | ØX | ØD | L | C | T | e-Code |
|---|---|---|---|---|---|---|---|
| **2** | ISO 40 | 31 | 53 | 78 | 12.5 | 12.5 | **H026326653** |
| **2** | ISO 50 | 31 | 53 | 80 | 12.5 | 12.5 | **H026326654** |
| **3** | ISO 40 | 48 | 78 | 143 | 20 | 20 | **H026326655** |
| **3** | ISO 50 | 48 | 78 | 130 | 20 | 20 | **H026326656** |

# H027

- GS/NCL Quick-Change Tapping-Chuck
- GS/NCL Mandrin de taraudage à changement rapide
- GS/NCL Gewindeschneid-Schnellwechselfutter
- GS/NCL PORTAMACHOS DE ROSCAR DE CAMBIO RAPIDO
- GS/NCL Snelwissel taphouder
- GS/NCL PORTA MACHOS DE MUDANÇA RÁPIDA

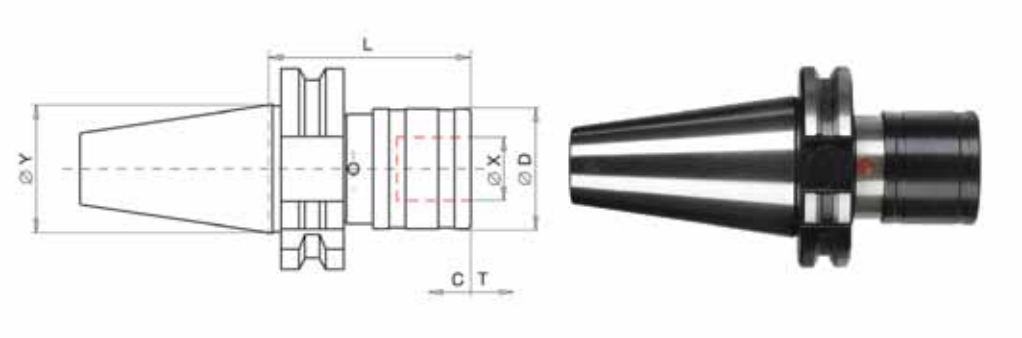


## H027

| size | ØY | ØX | ØD | L | C | T | e-Code |
|---|---|---|---|---|---|---|---|
| **1** | ISO 30 | 19 | 36 | 64 | 7.5 | 7.5 | **H027368503** |
| **1** | ISO 40 | 19 | 36 | 60 | 7.5 | 7.5 | **H027350837** |
| **1** | ISO 50 | 19 | 36 | 60 | 7.5 | 7.5 | **H027967284** |
| **2** | ISO 40 | 31 | 53 | 98 | 12.5 | 12.5 | **H027350839** |

| size | ØY | ØX | ØD | L | C | T | e-Code |
|---|---|---|---|---|---|---|---|
| **2** | ISO 45 | 31 | 53 | 84 | 12.5 | 12.5 | **H027350840** |
| **2** | ISO 50 | 31 | 53 | 84 | 12.5 | 12.5 | **H027350841** |
| **3** | ISO 40 | 48 | 78 | 150 | 20 | 20 | **H027350842** |
| **3** | ISO 50 | 48 | 78 | 139 | 20 | 20 | **H027350844** |

# H127

- GS/NCL-IK Tapping Chuck with Through Coolant
- GS/NCL-IK Mandrin de taraudage, avec arrosage central
- GS/NCL-IK Schnellwechsel-Gewinder-schneidfutter mit innerer Kühlmittelzufuhr
- GS/NCL-IK PORTAMACHOS CON ACCESO DE REFRIGERANTE
- GS/NCL-IK Snelwissel taphouder met inwendige koeling
- GS/NCL-IK PORTA MACHOS COM LUBRIFICAÇÃO INTERNA

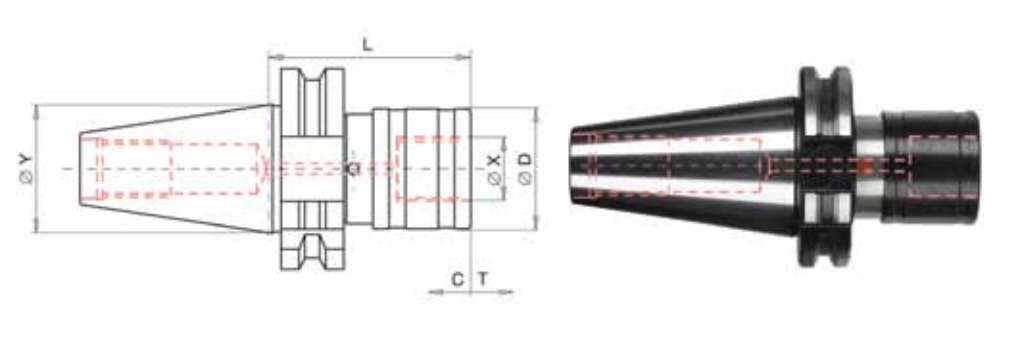


## H127

| size | ØY | ØX | ØD | L | C | T | e-Code |
|---|---|---|---|---|---|---|---|
| **1** | ISO 40 * | 19 | 39 | 97 | 7.5 | 7.5 | **H127301501** |
| **1** | ISO 50 * | 19 | 39 | 97 | 7.5 | 7.5 | **H127301502** |
| **2** | ISO 40 * | 31 | 60 | 133 | 10 | 10 | **H127301503** |
| **2** | ISO 50 * | 31 | 60 | 133 | 10 | 10 | **H127301504** |

| size | ØY | ØX | ØD | L | C | T | e-Code |
|---|---|---|---|---|---|---|---|
| **3** | ISO 40 * | 48 | 86 | 192 | 17.5 | 17.5 | **H127301505** |
| **3** | ISO 50 * | 48 | 86 | 182 | 17.5 | 17.5 | **H127301506** |

# H028

- GS/NCL Quick-Change Tapping-Chuck
- GS/NCL Mandrin de taraudage à changement rapide
- GS/NCL Gewindeschneid-Schnellwechselfutter
- GS/NCL PORTAMACHOS DE ROSCAR DE CAMBIO RAPIDO
- GS/NCL Snelwissel taphouder
- GS/NCL PORTA MACHOS DE MUDANÇA RÁPIDA

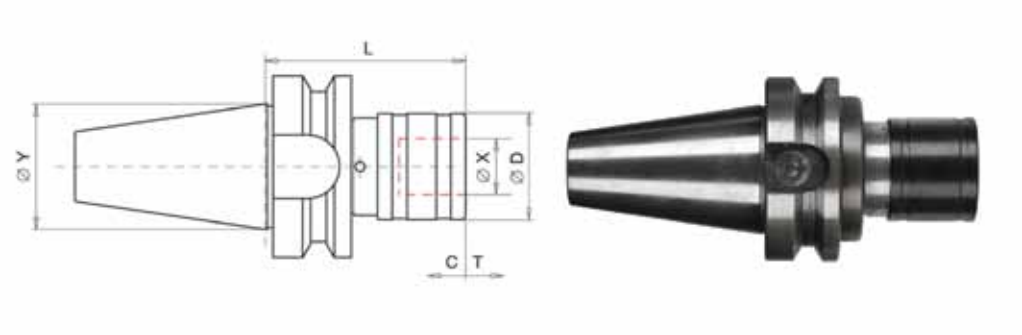


## H028




| size | ØY | ØX | ØD | L | C | T | e-Code |
|---|---|---|---|---|---|---|---|
| **1** | ISO 30 | 19 | 36 | 62.5 | 7.5 | 7.5 | **H028376353** |
| **1** | ISO 40 | 19 | 36 | 67.5 | 7.5 | 7.5 | **H028376355** |
| **2** | ISO 40 | 31 | 53 | 94.5 | 12.5 | 12.5 | **H028376357** |
| **2** | ISO 50 | 31 | 53 | 102.5 | 12.5 | 12.5 | **H028376359** |

| size | ØY | ØX | ØD | L | C | T | e-Code |
|---|---|---|---|---|---|---|---|
| **3** | ISO 40 | 48 | 78 | 164 | 20 | 20 | **H028376360** |
| **3** | ISO 50 | 48 | 78 | 142.5 | 20 | 20 | **H028376362** |

# H128

- GS/NCL-IK Tapping Chuck with Through Coolant
- GS/NCL-IK Mandrin de taraudage, avec arrosage central
- GS/NCL-IK Schnellwechsel-Gewinder-schneidfutter mit innerer Kühlmittelzufuhr
- GS/NCL-IK PORTAMACHOS CON ACCESO DE REFRIGERANTE
- GS/NCL-IK Snelwissel taphouder met inwendige koeling
- GS/NCL-IK PORTA MACHOS COM LUBRIFICAÇÃO INTERNA

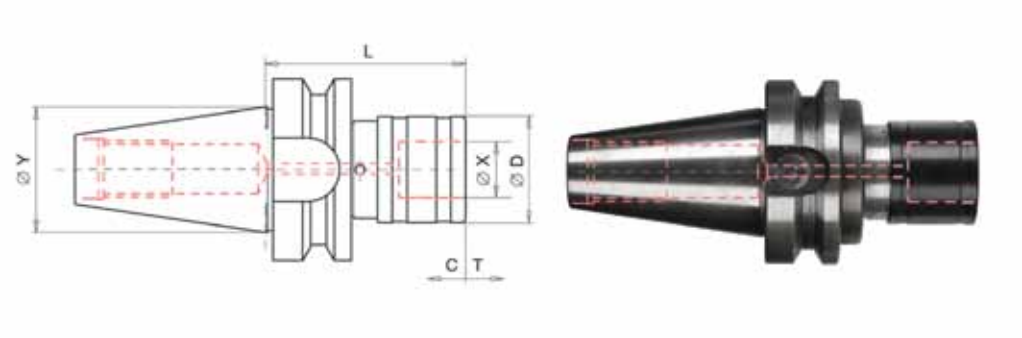


## H128

| size | ØY | ØX | ØD | L | C | T | e-Code |
|---|---|---|---|---|---|---|---|
| **1** | ISO 40 | 19 | 39 | 97 | 7.5 | 7.5 | **H128301605** |
| **1** | ISO 50 | 19 | 39 | 97 | 7.5 | 7.5 | **H128301610** |
| **2** | ISO 40 | 31 | 60 | 133 | 10 | 10 | **H128301615** |
| **2** | ISO 50 | 31 | 60 | 133 | 10 | 10 | **H128301620** |

| size | ØY | ØX | ØD | L | C | T | e-Code |
|---|---|---|---|---|---|---|---|
| **3** | ISO 40 | 48 | 86 | 192 | 17.5 | 17.5 | **H128301625** |
| **3** | ISO 50 | 48 | 86 | 182 | 17.5 | 17.5 | **H128301630** |

# H022

- GSLV/DZ Quick-Change Tapping-Chuck
- GSLV/DZ Mandrin de taraudage à changement rapide
- GSLV/DZ Gewindeschneid-Schnellwechselfutter
- GSLV/DZ PORTAMACHOS DE ROSCAR DE CAMBIO RAPIDO
- GSLV/DZ Snelwissel taphouder
- GSLV/DZ PORTA MACHOS DE MUDANÇA RÁPIDA

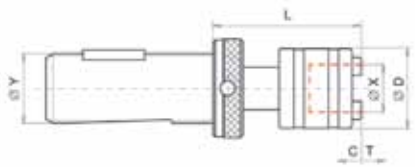

## H022

| size | ØY | ØX | ØD | L | C | T | e-Code |
|---|---|---|---|---|---|---|---|
| **1** | TR 28 x 2 | 19 | 32 | 65 | 20 | 20 | **H022329334** |
| **1** | TR 36 x 2 | 19 | 32 | 67 | 20 | 20 | **H022329335** |
| **1** | TR 48 x 2 | 19 | 32 | 71 | 20 | 20 | **H022329336** |
| **2** | TR 36 x 2 | 31 | 50 | 80 | 20 | 25 | **H022329402** |

| size | ØY | ØX | ØD | L | C | T | e-Code |
|---|---|---|---|---|---|---|---|
| **2** | TR 48 x 2 | 31 | 50 | 87 | 20 | 25 | **H022329403** |

# H024

- GS/NCL Quick-Change Tapping-Chuck
- GS/NCL Mandrin de taraudage à changement rapide
- GS/NCL Gewindeschneid-Schnellwechselfutter
- GS/NCL PORTAMACHOS DE ROSCAR DE CAMBIO RAPIDO
- GS/NCL Snelwissel taphouder
- GS/NCL PORTA MACHOS DE MUDANÇA RÁPIDA

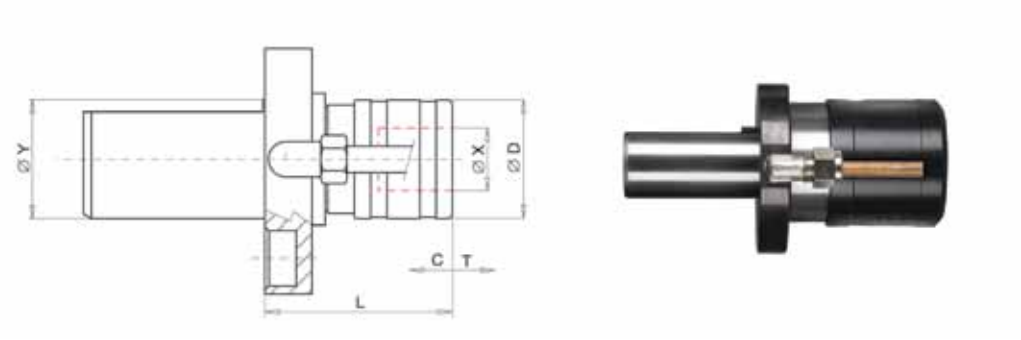


## H024

| size | ØY | ØX | ØD | L | C | T | flange code | e-Code |
|---|---|---|---|---|---|---|---|---|
| **1** | 30 | 19 | 36 | 56 | 7.5 | 7.5 | H024347641 | **H024344742** |
| **1** | 40 | 19 | 36 | 56 | 7.5 | 7.5 | H024347642 | **H024344743** |
| **1** | 50 | 19 | 36 | 56 | 7.5 | 7.5 | H024347643 | **H024344744** |
| **2** | 30 | 31 | 53 | 77 | 12.5 | 12.5 | H024347641 | **H024344745** |
| **2** | 40 | 31 | 53 | 77 | 12.5 | 12.5 | H024347642 | **H024344746** |
| **2** | 50 | 31 | 53 | 80 | 12.5 | 12.5 | H024347643 | **H024344747** |
| **3** | 40 | 48 | 78 | 123 | 20 | 20 | H024347642 | **H024344748** |
| **3** | 50 | 48 | 78 | 109 | 20 | 20 | H024347643 | **H024344749** |

# H023 / H042

- GS/NCL Quick-Change Tapping-Chuck
- GS/NCL Mandrin de taraudage à changement rapide
- GS/NCL Gewindeschneid-Schnellwechselfutter
- GS/NCL PORTAMACHOS DE ROSCAR DE CAMBIO RAPIDO
- GS/NCL Snelwissel taphouder
- GS/NCL PORTA MACHOS DE MUDANÇA RÁPIDA

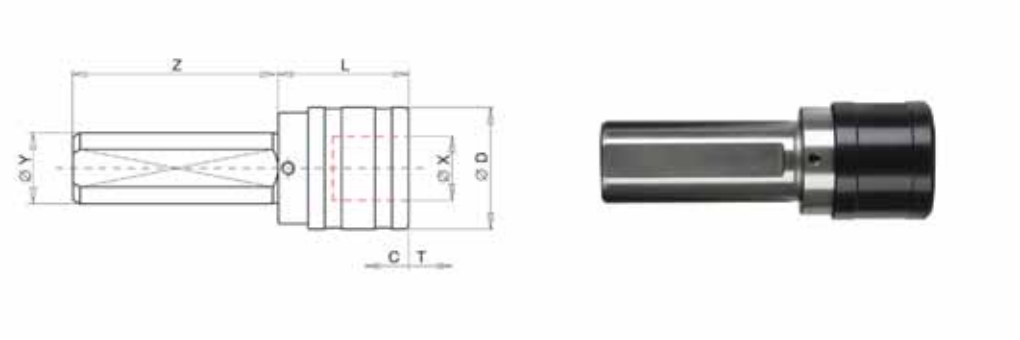


## H023

| size | ØY | ØX | ØD | L | z | C | T | e-Code |
|---|---|---|---|---|---|---|---|---|
| **0** | 16 | 13 | 26 | 38 | 56 | 6.5 | 6.5 | **H023394900** [4] |
| **1** | 16 | 19 | 36 | 40 | 40 | 7.5 | 7.5 | **H023393992** [4] |
| **1** | 25 | 19 | 36 | 40 | 60 | 7.5 | 7.5 | **H023394903** |
| **1** | 32 | 19 | 36 | 40 | 60 | 7.5 | 7.5 | **H023394904** |

| size | ØY | ØX | ØD | L | z | C | T | e-Code |
|---|---|---|---|---|---|---|---|---|
| **2** | 25 | 31 | 53 | 64 | 60 | 12.5 | 12.5 | **H023393994** |
| **2** | 32 | 31 | 53 | 64 | 60 | 12.5 | 12.5 | **H023394906** |

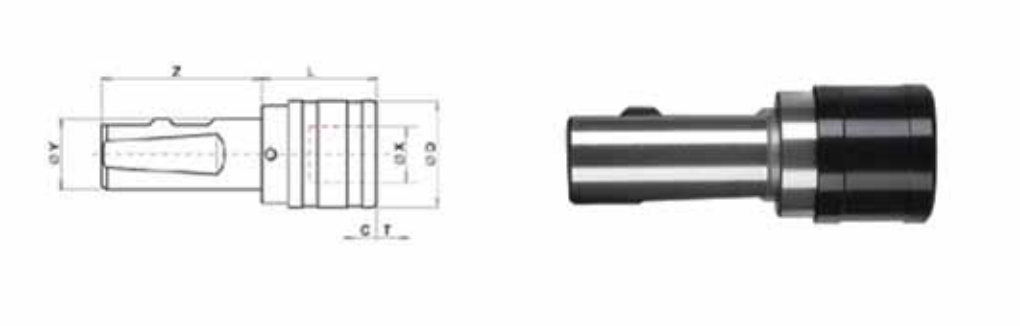


## H042

| size | ØY | ØX | ØD | L | z | C | T | e-Code |
|---|---|---|---|---|---|---|---|---|
| **1** | 25 | 19 | 36 | 40 | 53 | 7.5 | 7.5 | **H042253104** |
| **2** | 25 | 31 | 53 | 63 | 53 | 12.5 | 12.5 | **H042253108** |

[4] without flat / ohne Spannflache / zonder spanvlak / sans méplat / sin encaste / sem plano

# H037

- HSK System Quick-Change Tapping-Chuck
- HSK System Mandrin de taraudage à changement rapide
- HSK System Gewindeschneid-Schnellwechselfutter
- HSK Sistema Porta machos de roscar de cambio rápido
- Snelwissel taphouder met HSK opname
- HSK Sistema PORTA MACHOS DE MUDANÇA RÁPIDA

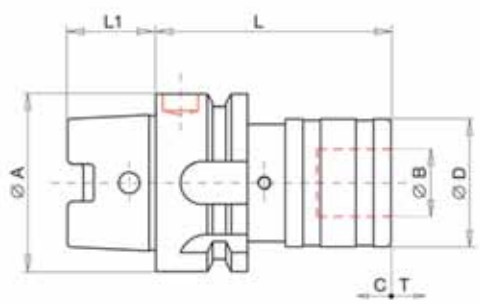

## H037

| size | ØA | L1 | ØB | ØD | L | C | T | e-Code |
|---|---|---|---|---|---|---|---|---|
| **1** | HSK-50 | 25 | 19 | 39 | 72 | 7.5 | 7.5 | **H037734252** |
| **1** | HSK-63 | 32 | 19 | 39 | 72 | 7.5 | 7.5 | **H037734253** |
| **1** | HSK-100 | 50 | 19 | 39 | 80 | 7.5 | 7.5 | **H037734254** |
| **2** | HSK-50 | 25 | 31 | 60 | 110 | 10 | 10 | **H037734255** |

| size | ØA | L1 | ØB | ØD | L | C | T | e-Code |
|---|---|---|---|---|---|---|---|---|
| **2** | HSK-63 | 32 | 31 | 60 | 110 | 10 | 10 | **H037734256** |
| **2** | HSK-100 | 50 | 31 | 60 | 100 | 10 | 10 | **H037734257** |
| **3** | HSK-63 | 32 | 48 | 86 | 141 | 17.5 | 17.5 | **H037734258** |
| **3** | HSK-100 | 50 | 48 | 86 | 144 | 17.5 | 17.5 | **H037734259** |

# H135 / H035

- GS Quick-Change Tapping-Chuck
- GS Mandrin de taraudage à changement rapide
- GS Schnellwechsel-Gewindeschneidfutter
- GS PORTAMACHOS DE ROSCAR DE CAMBIO RAPIDO
- GS Snelwissel taphouder
- GS PORTA MACHOS DE MUDANÇA RÁPIDA

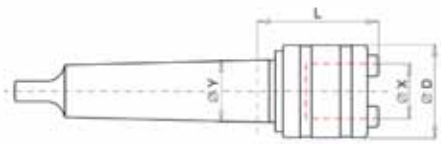

## H135

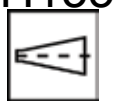


| size | ØY | ØX | ØD | L | e-Code |
|---|---|---|---|---|---|
| **0** | CM 1 | 13 | 23 | 39 | **H135332113** |
| **0** | CM 2 | 13 | 23 | 40 | **H135358898** |
| **1** | CM 1 | 19 | 32 | 43 | **H135329138** |
| **1** | CM 2 | 19 | 32 | 44 | **H135329139** |
| **1** | CM 3 | 19 | 32 | 44 | **H135329140** |
| **2** | CM 2 | 31 | 50 | 61 | **H135329141** |

| size | ØY | ØX | ØD | L | e-Code |
|---|---|---|---|---|---|
| **2** | CM 3 | 31 | 50 | 61 | **H135329142** |
| **2** | CM 4 | 31 | 50 | 62 | **H135329143** |
| **3** | CM 3 | 48 | 72 | 90 | **H135329144** |
| **3** | CM 4 | 48 | 72 | 91 | **H135329145** |

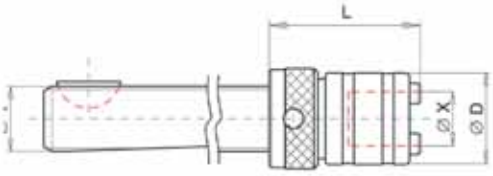

## H035

| size | ØY | ØX | ØD | L | e-Code |
|---|---|---|---|---|---|
| **0** | TR 16 x 1.5 | 13 | 23 | 45 | **H035332112** |
| **0** | TR 20 x 2 | 13 | 23 | 45 | **H035358897** |
| **1** | TR 16 x 1.5 | 19 | 32 | 49 | **H035329128** |
| **1** | TR 20 x 2 | 19 | 32 | 49 | **H035329129** |

| size | ØY | ØX | ØD | L | e-Code |
|---|---|---|---|---|---|
| **1** | TR 28 x 2 | 19 | 32 | 49 | **H035329130** |
| **2** | TR 20 x 2 | 31 | 50 | 66 | **H035329131** |
| **2** | TR 28 x 2 | 31 | 50 | 66 | **H035329132** |

# H635 / H735

- GS Quick-Change Tapping-Chuck
- GS Mandrin de taraudage à changement rapide
- GS Schnellwechsel-Gewindeschneidfutter
- GS PORTAMACHOS DE ROSCAR DE CAMBIO RAPIDO
- GS Snelwissel taphouder
- GS PORTA MACHOS DE MUDANÇA RÁPIDA

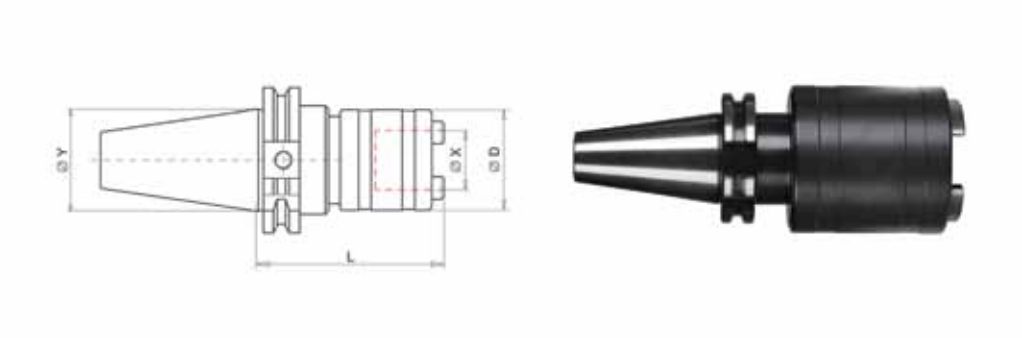


## H635

| size | ØY | ØX | ØD | L | e-Code |
|---|---|---|---|---|---|
| **1** | ISO 40 | 19 | 32 | 56 | **H635045044** |
| **1** | ISO 50 | 19 | 32 | 56 | **H635045046** |

| size | ØY | ØX | ØD | L | e-Code |
|---|---|---|---|---|---|
| **2** | ISO 40 | 31 | 50 | 73 | **H635045048** |
| **2** | ISO 50 | 31 | 50 | 73 | **H635045050** |

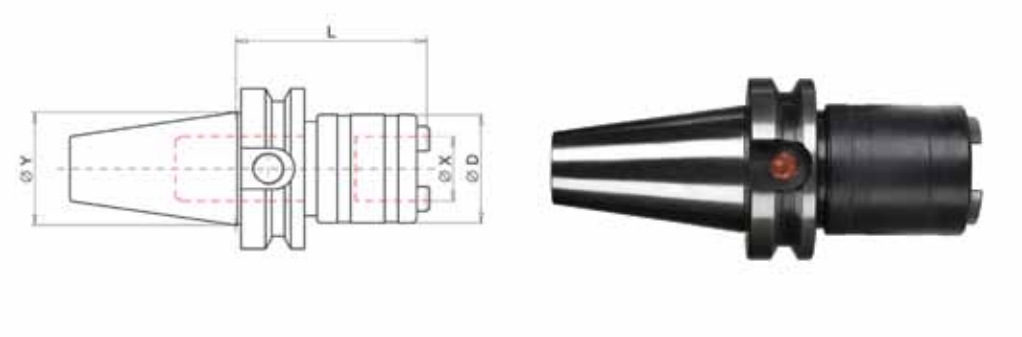


## H735

| size | ØY | ØX | ØD | L | e-Code |
|---|---|---|---|---|---|
| **1** | ISO 40 | 19 | 32 | 64 | **H735065044** |
| **1** | ISO 50 | 19 | 32 | 75 | **H735065046** |

| size | ØY | ØX | ØD | L | e-Code |
|---|---|---|---|---|---|
| **2** | ISO 40 | 31 | 50 | 81 | **H735065048** |
| **2** | ISO 50 | 31 | 50 | 92 | **H735065050** |

# H235

- GS Quick-Change Tapping-Chuck
- GS Mandrin de taraudage à changement rapide
- GS Schnellwechsel-Gewindeschneidfutter
- GS PORTAMACHOS DE ROSCAR DE CAMBIO RAPIDO
- GS Snelwissel taphouder
- GS PORTA MACHOS DE MUDANÇA RÁPIDA

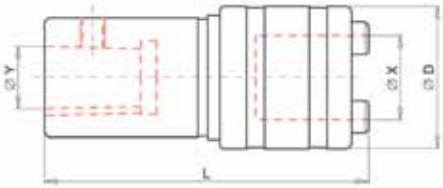

## H235

| size | ØY | ØX | ØD | L | e-Code |
|---|---|---|---|---|---|
| **0** | B 10 | 13 | 23 | 51 | **H235358899** |
| **0** | B 12 | 13 | 23 | 55 | **H235332114** |
| **1** | B 12 | 19 | 32 | 59 | **H235329148** |
| **1** | B 16 | 19 | 32 | 65 | **H235329150** |
| **1** | B 18 | 19 | 32 | 73 | **H235329151** |
| **2** | B 16 | 31 | 50 | 84 | **H235329152** |

| size | ØY | ØX | ØD | L | e-Code |
|---|---|---|---|---|---|
| **2** | B 18 | 31 | 50 | 92 | **H235329153** |
| **2** | B 22 | 31 | 50 | 101 | **H235329154** |
| **3** | B 22 | 48 | 72 | 126 | **H235329155** |
| **3** | B 24 | 48 | 72 | 136 | **H235329156** |

# H130 / H030

- GSP Quick-Change Tapping-Chuck
- GSP Mandrin de taraudage à changement rapide
- GSP Gewindeschneid-Schnellwechselfutter
- GSP PORTAMACHOS DE ROSCAR DE CAMBIO RAPIDO
- GSP Snelwissel taphouder
- GSP PORTA MACHOS DE MUDANÇA RÁPIDA

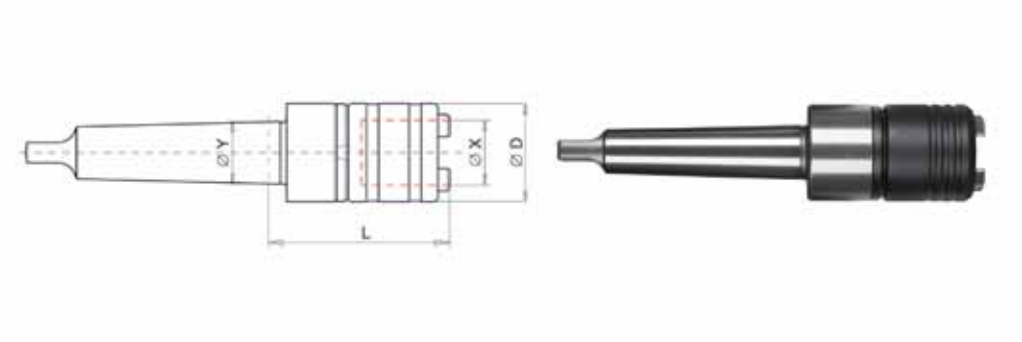


## H130

| size | ØY | ØX | ØD | L | r clearance | e-Code |
|---|---|---|---|---|---|---|
| **0** | CM 1 | 13 | 23 | 59 | 0.25 | **H130332131** |
| **0** | CM 2 | 13 | 23 | 60 | 0.25 | **H130358893** |
| **1** | CM 1 | 19 | 32 | 64 | 0.5 | **H130329110** |
| **1** | CM 2 | 19 | 32 | 65 | 0.5 | **H130329111** |

| size | ØY | ØX | ØD | L | r clearance | e-Code |
|---|---|---|---|---|---|---|
| **1** | CM 3 | 19 | 32 | 65 | 0.5 | **H130329112** |
| **2** | CM 2 | 31 | 50 | 91 | 1 | **H130329113** |
| **2** | CM 3 | 31 | 50 | 91 | 1 | **H130329114** |
| **2** | CM 4 | 31 | 50 | 92 | 1 | **H130329115** |

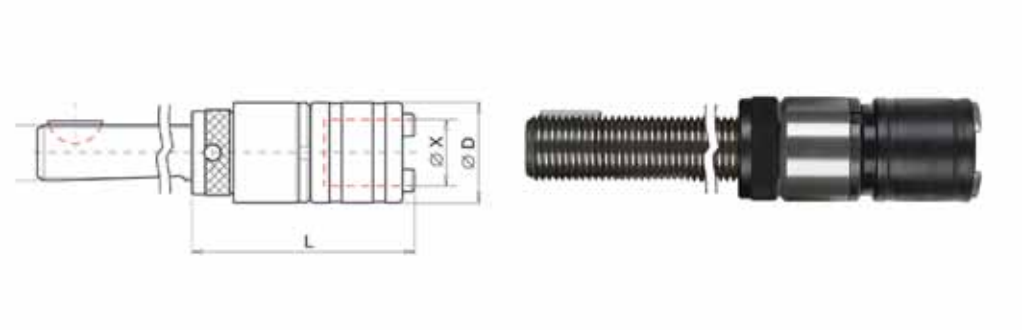


## H030

| size | ØY | ØX | ØD | L | r clearance | e-Code |
|---|---|---|---|---|---|---|
| **0** | TR 16 x 1.5 | 13 | 23 | 65 | 0.25 | **H030332130** |
| **0** | TR 20 x 2 | 13 | 23 | 65 | 0.25 | **H030357490** |
| **1** | TR 16 x 1.5 | 19 | 32 | 70 | 0.5 | **H030329100** |
| **1** | TR 20 x 2 | 19 | 32 | 70 | 0.5 | **H030329101** |

| size | ØY | ØX | ØD | L | r clearance | e-Code |
|---|---|---|---|---|---|---|
| **1** | TR 28 x 2 | 19 | 32 | 70 | 0.5 | **H030329102** |
| **2** | TR 20 x 2 | 31 | 50 | 96 | 1 | **H030329103** |
| **2** | TR 28 x 2 | 31 | 50 | 96 | 1 | **H030329104** |

# H230

- GSP Quick-Change Tapping-Chuck
- GSP Mandrin de taraudage à changement rapide
- GSP Gewindeschneid-Schnellwechselfutter
- GSP PORTAMACHOS DE ROSCAR DE CAMBIO RAPIDO
- GSP Snelwissel taphouder
- GSP PORTA MACHOS DE MUDANÇA RÁPIDA

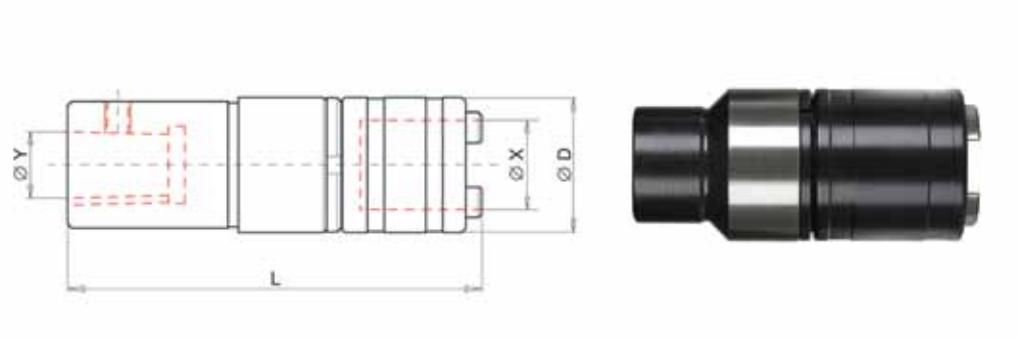


## H230

| size | ØY | ØX | ØD | L | r clearance | e-Code |
|---|---|---|---|---|---|---|
| **0** | B 10 | 13 | 23 | 72 | 0.25 | **H230358896** |
| **0** | B 12 | 13 | 23 | 76 | 0.25 | **H230332132** |
| **1** | B 12 | 19 | 32 | 79 | 0.5 | **H230329120** |
| **1** | B 16 | 19 | 32 | 85 | 0.5 | **H230329121** |

| size | ØY | ØX | ØD | L | r clearance | e-Code |
|---|---|---|---|---|---|---|
| **1** | B 18 | 19 | 32 | 95 | 0.5 | **H230329122** |
| **2** | B 16 | 31 | 50 | 112 | 1 | **H230329123** |
| **2** | B 18 | 31 | 50 | 119 | 1 | **H230329124** |
| **2** | B 22 | 31 | 50 | 129 | 1 | **H230329125** |

# H225 / H125

- GSL/DZ Quick-Change Tapping-Chuck
- GSL/DZ Mandrin de taraudage à changement rapide
- GSL/DZ Gewindeschneid-Schnellwechselfutter
- GSL/DZ PORTAMACHOS DE ROSCAR DE CAMBIO RAPIDO
- GSL/DZ Snelwissel taphouder
- GSL/DZ PORTA MACHOS DE MUDANÇA RÁPIDA

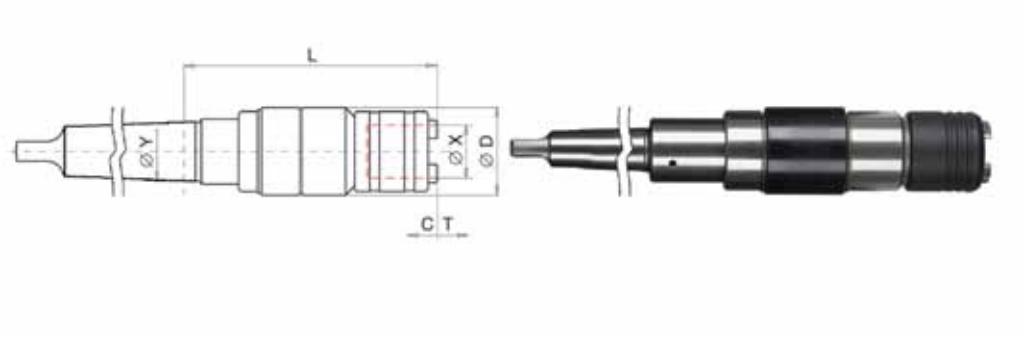


## H225

| size | ØY | ØX | ØD | L | C | T | e-Code |
|---|---|---|---|---|---|---|---|
| **0** | CM 1 | 13 | 23 | 111 | 20 | 10 | **H225329243** |
| **0** | CM 1 | 13 | 23 | 106 | 15 | 15 | **H225329244** |
| **1** | CM 2 | 19 | 35 | 144 | 30 | 10 | **H225329245** |
| **1** | CM 2 | 19 | 35 | 134 | 20 | 20 | **H225329246** |

| size | ØY | ØX | ØD | L | C | T | e-Code |
|---|---|---|---|---|---|---|---|
| **2** | CM 3 | 31 | 50 | 168 | 30 | 10 | **H225329247** |
| **2** | CM 3 | 31 | 50 | 158 | 20 | 20 | **H225329248** |

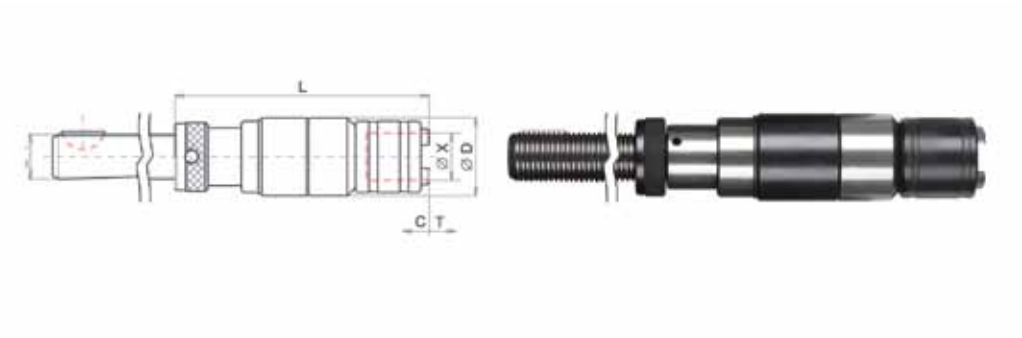


## H125

| size | ØY | ØX | ØD | L | C | T | e-Code |
|---|---|---|---|---|---|---|---|
| **0** | TR 16 x 1.5 | 13 | 23 | 117 | 20 | 10 | **H125329233** |
| **0** | TR 16 x 1.5 | 13 | 23 | 112 | 15 | 15 | **H125329234** |
| **0** | TR 20 x 2 | 13 | 23 | 112 | 15 | 15 | **H125337655** |
| **1** | TR 16 x 1.5 | 19 | 35 | 139 | 20 | 20 | **H125955003** |
| **1** | TR 16 x 1.5 | 19 | 35 | 149 | 30 | 10 | **H125955004** |
| **1** | TR 20 x 2 | 19 | 35 | 149 | 30 | 10 | **H125329235** |
| **1** | TR 20 x 2 | 19 | 35 | 139 | 20 | 20 | **H125329236** |
| **1** | TR 28 x 2 | 19 | 35 | 139 | 20 | 20 | **H125955006** |

| size | ØY | ØX | ØD | L | C | T | e-Code |
|---|---|---|---|---|---|---|---|
| **2** | TR 20 x 2 | 31 | 50 | 163 | 20 | 20 | **H125955011** |
| **2** | TR 28 x 2 | 31 | 50 | 173 | 30 | 10 | **H125329237** |
| **2** | TR 28 x 2 | 31 | 50 | 163 | 20 | 20 | **H125329238** |
| **3** | TR 28 x 2 | 48 | 72 | 219 | 30 | 10 | **H125329239** |
| **3** | TR 28 x 2 | 48 | 72 | 209 | 20 | 20 | **H125329240** |

# H426

- GSLP/Z Quick-Change Tapping-Chuck
- GSLP/Z Mandrin de taraudage à changement rapide
- GSLP/Z Gewindeschneid-Schnellwechselfutter
- GSLP/Z PORTAMACHOS DE ROSCAR DE CAMBIO RAPIDO
- GSLP/Z Snelwissel taphouder
- GSLP/Z PORTA MACHOS DE MUDANÇA RÁPIDA

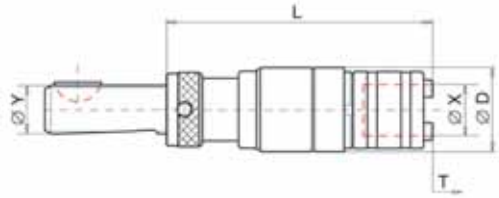

## H426

| size | ØY | ØX | ØD | L | C | T | r clearance | e-Code |
|---|---|---|---|---|---|---|---|---|
| **0** | TR 16 x 1.5 | 13 | 23 | 119 | 0 | 30 | 0.25 | **H426950101** |
| **0** | TR 20 x 2 | 13 | 23 | 119 | 0 | 30 | 0.25 | **H426950102** |
| **1** | TR 16 x 1.5 | 19 | 35 | 134 | 0 | 40 | 0.5 | **H426950103** |
| **1** | TR 20 x 2 | 19 | 35 | 134 | 0 | 40 | 0.5 | **H426950106** |
| **1** | TR 28 x 2 | 19 | 35 | 134 | 0 | 40 | 0.5 | **H426950112** |
| **2** | TR 20 x 2 | 31 | 50 | 168 | 0 | 40 | 1 | **H426950126** |
| **2** | TR 28 x 2 | 31 | 50 | 168 | 0 | 40 | 1 | **H426950115** |
| **2** | TR 36 x 2 | 31 | 50 | 170 | 0 | 40 | 1 | **H426950117** |
| **3** | TR 36 x 2 | 48 | 72 | 226 | 0 | 40 | 1.5 | **H426950122** |

# H525 / H425

- GSLP/DZ Quick-Change Tapping-Chuck
- GSLP/DZ Mandrin de taraudage à changement rapide
- GSLP/DZ Gewindeschneid-Schnellwechselfutter
- GSLP/DZ PORTAMACHOS DE ROSCAR DE CAMBIO RAPIDO
- GSLP/DZ Snelwissel taphouder
- GSLP/DZ PORTA MACHOS DE MUDANÇA RÁPIDA

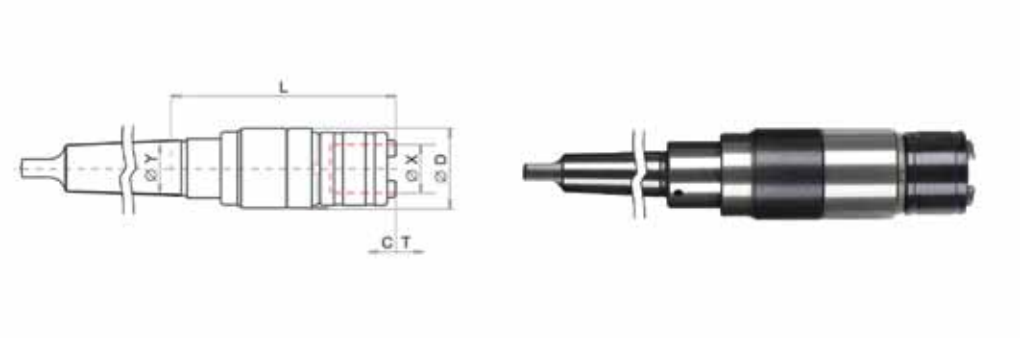


## H525

| size | ØY | ØX | ØD | L | C | T | r clearance | e-Code |
|---|---|---|---|---|---|---|---|---|
| **0** | CM 1 | 13 | 23 | 133 | 20 | 10 | 0.25 | **H525329215** |
| **0** | CM 1 | 13 | 23 | 128 | 15 | 15 | 0.25 | **H525329216** |
| **1** | CM 2 | 19 | 35 | 159 | 30 | 10 | 0.5 | **H525329217** |
| **1** | CM 2 | 19 | 35 | 149 | 20 | 20 | 0.5 | **H525329218** |
| **1** | CM 3 | 19 | 35 | 149 | 20 | 20 | 0.5 | **H525950163** |
| **1** | CM 3 | 19 | 35 | 159 | 30 | 10 | 0.5 | **H525950164** |
| **2** | CM 3 | 31 | 50 | 193 | 30 | 10 | 1 | **H525329219** |
| **2** | CM 3 | 31 | 50 | 183 | 20 | 20 | 1 | **H525329220** |

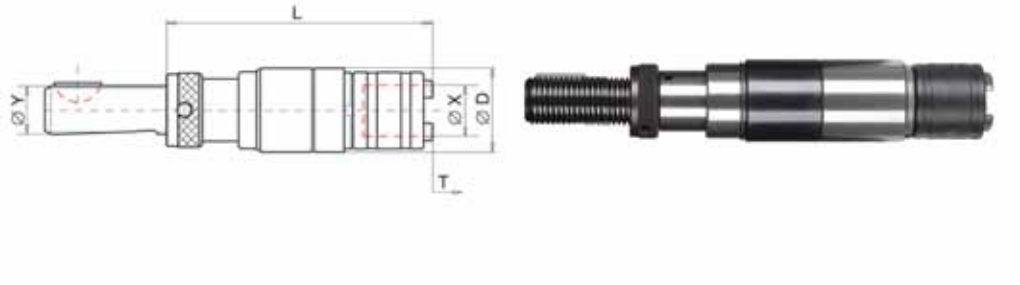


## H425

| size | ØY | ØX | ØD | L | C | T | r clearance | e-Code |
|---|---|---|---|---|---|---|---|---|
| **0** | TR 16 x 1.5 | 13 | 23 | 139 | 20 | 10 | 0.25 | **H425329205** |
| **0** | TR 16 x 1.5 | 13 | 23 | 134 | 15 | 15 | 0.25 | **H425329206** |
| **0** | TR 20 x 2 | 13 | 23 | 134 | 15 | 15 | 0.25 | **H425357486** |
| **1** | TR 16 x 1.5 | 19 | 35 | 154 | 20 | 20 | 0.5 | **H425357487** |
| **1** | TR 16 x 1.5 | 19 | 35 | 164 | 30 | 10 | 0.5 | **H425957487** |
| **1** | TR 20 x 2 | 19 | 35 | 164 | 30 | 10 | 0.5 | **H425329207** |
| **1** | TR 20 x 2 | 19 | 35 | 154 | 20 | 20 | 0.5 | **H425329208** |
| **1** | TR 28 x 2 | 19 | 35 | 154 | 20 | 20 | 0.5 | **H425357488** |
| **1** | TR 28 x 2 | 19 | 35 | 164 | 30 | 10 | 0.5 | **H425357489** |
| **2** | TR 20 x 2 | 31 | 50 | 188 | 20 | 20 | 1 | **H425344947** |
| **2** | TR 20 x 2 | 31 | 50 | 198 | 30 | 10 | 1 | **H425344948** |
| **2** | TR 28 x 2 | 31 | 50 | 188 | 20 | 20 | 1 | **H425329210** |
| **2** | TR 28 x 2 | 31 | 50 | 198 | 30 | 10 | 1 | **H425329209** |
| **2** | TR 36 x 2 | 31 | 50 | 190 | 20 | 20 | 1 | **H425950118** |
| **3** | TR 36 x 2 | 48 | 72 | 256 | 30 | 10 | 1.5 | **H425329211** |
| **3** | TR 36 x 2 | 48 | 72 | 246 | 20 | 20 | 1.5 | **H425329212** |

# H060

- RET Self-Reversing Tapping Attachment
- RET Appareil de taraudage à inversion de rotation
- RET Selbstreversierende Gewindeschneidfutter
- Dispositivo de roscar con inversión automática
- RET Tapapparaat met omkeerbeweging
- RET Cabeça de roscar com inversão automática

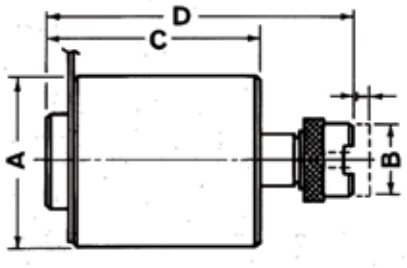

## H060

| article | DIM | int. attachment | A | B | C | D | T | e-Code |
|---|---|---|---|---|---|---|---|---|
| **RET 312** | M3-M12 | B16 | 69 | 27 | 98 | 139 | 5 | **H060541005** |
| **Cono Morse MK 2** | | | | | | | | **H060541020** |
| **Cono Morse MK 3** | | | | | | | | **H060541021** |
| **RET 520** | M5-M20 | B18 | 76 | 36 | 107 | 170 | 7 | **H060542007** |
| **Cono Morse MK 3** | | | | | | | | **H060542020** |
| **Cono Morse MK 4** | | | | | | | | **H060542021** |

# H115

- GH Adjustable Nut
- GH Stellmutter
- GH Stelmoer
- GH Ecrous pour douilles réglables
- GH TUERCA AJUSTABLE
- GH PORCA DE AJUSTE

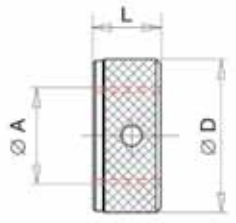

## H115

| ØA | ØD | L | e-Code |
|---|---|---|---|
| **12 x 1.5** | 19.7 | 12 | **H115120000** |
| **16 x 1.5** | 24.6 | 12 | **H115160000** |
| **20 x 2** | 31.6 | 12 | **H115200000** |
| **25 x 2** | 36.6 | 12 | **H115250000** |

| ØA | ØD | L | e-Code |
|---|---|---|---|
| **28 x 2** | 39.6 | 12 | **H115280000** |
| **32 X 2** | 44.6 | 12 | **H115320000** |
| **36 x 2** | 49.6 | 14 | **H115360000** |
| **48 X 2** | 66.6 | 18 | **H115480000** |

# H362

- GER Er-Mini Collet Capnut
- GER Mini écrou pour pinces ER
- GER Spannzangenmutter ER-Mini
- GER TUERCA PARA PINZA ER-MINI
- GER Moer ER, mini spantang
- GER PORCA PARA PORTA PINÇAS ER-MINI

## H362

| type | ØD | ØC | L | e-Code |
|---|---|---|---|---|
| **ER 8M** | 12 | M10x0.75 | 11 | **H362908100** |
| **ER 11M** | 16 | M13x0.75 | 11 | **H362911100** |
| **ER 16M** | 22 | M19x1 | 17 | **H362916100** |
| **ER 20M** | 28 | M24x1 | 19 | **H362920100** |

| type | ØD | ØC | L | e-Code |
|---|---|---|---|---|
| **ER 25M** | 35 | M30x1 | 20 | **H362925100** |

# H462

- GER Standard Er Collet Capnut
- GER Ecrou standard pour pinces ER
- GER Standard-ER-Spannzangenmutter
- GER TUERCA PARA PINZA ER ESTANDART
- GER Moer ER, standaard spantang
- GER PORCA PARA PORTA PINÇAS ER

## H462

| type | ØD | C | L | e-Code |
|---|---|---|---|---|
| **ER 11** | 19 | M14x0.75 | 11 | **H462911120** |
| **ER 16** | 28 | M22x1.5 | 17.5 | **H462916120** |
| **ER 20** | 34 | M25x1.5 | 19 | **H462920120** |
| **ER 25** | 42 | M32x1.5 | 20 | **H462925120** |

| type | ØD | C | L | e-Code |
|---|---|---|---|---|
| **ER 32** | 50 | M40x1.5 | 22.5 | **H462932120** |
| **ER 40** | 63 | M50x1.5 | 25.5 | **H462940120** |

# H050

DORMER

- SE Quick Change Tap Adaptor
- SE Schnellwechsel-Einsatz
- SE Snelwisselinzetstuk
- SE Adaptateur à changement rapide
- SE ADAPTADOR DE MACHOS DE CAMBIO RAPIDO.
- SE ADATADOR PARA MUDANÇA RÁPIDA DE MACHOS

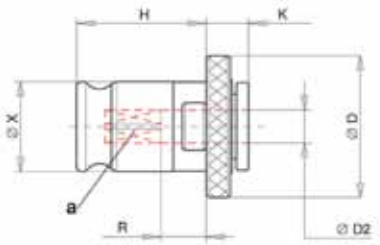

## H050

| ØD2 | a mm | DIN/ISO | type | ØX | ØD | H | K | R | tool code | e-Code |
|---|---|---|---|---|---|---|---|---|---|---|
| **2.5** | 2.1 | DIN | SE-0 | 13 | 22 | 19.5 | 7 | 8 | | **H050389100** |
| **2.8** | 2.1 | DIN | SE-0 | 13 | 22 | 19.5 | 7 | 8 | | **H050389101** |
| **3.5** | 2.7 | DIN | SE-0 | 13 | 22 | 19.5 | 7 | 8 | | **H050389103** |
| **4.0** | 3.0 | DIN | SE-0 | 13 | 22 | 19.5 | 7 | 8 | | **H050389105** |
| **4.5** | 3.4 | DIN | SE-0 | 13 | 22 | 19.5 | 7 | 8 | | **H050389107** |
| **6.0** | 4.9 | DIN | SE-0 | 13 | 22 | 19.5 | 7 | 8 | | **H050389109** |
| **7.0** | 5.5 | DIN | SE-0 | 13 | 22 | 19.5 | 7 | 8 | | **H050389111** |
| **8.0** | 6.2 | DIN | SE-0 | 13 | 22 | 19.5 | 7 | 8 | | **H050932110** |
| **3.5** | 2.7 | DIN | SE-1 | 19 | 30 | 21.5 | 7 | 10 | | **H050389115** |
| **4.0** | 3.0 | DIN | SE-1 | 19 | 30 | 21.5 | 7 | 10 | | **H050389117** |
| **4.5** | 3.4 | DIN | SE-1 | 19 | 30 | 21.5 | 7 | 10 | 393.03-SE1 D045X034 | **H050389119** |
| **6.0** | 4.9 | DIN | SE-1 | 19 | 30 | 21.5 | 7 | 10 | 393.03-SE1 D060X049 | **H050389121** |
| **7.0** | 5.5 | DIN | SE-1 | 19 | 30 | 21.5 | 7 | 10 | 393.03-SE1 D070X055 | **H050389123** |
| **8.0** | 6.2 | DIN | SE-1 | 19 | 30 | 21.5 | 7 | 10 | 393.03-SE1 D080X062 | **H050932121** |
| **9.0** | 7.0 | DIN | SE-1 | 19 | 30 | 21.5 | 7 | 10 | 393.03-SE1 D090X070 | **H050932122** |
| **10.0** | 8.0 | DIN/ISO | SE-1 | 19 | 30 | 21.5 | 7 | 10 | 393.03-SE1 D100X080 | **H050389126** |
| **11.0** | 9.0 | DIN | SE-1 | 19 | 30 | 21.5 | 7 | 10 | | **H050326616** |
| **7.0** | 5.5 | DIN | SE-2 | 31 | 48 | 35 | 11 | 19 | 393.03-SE2 D070X055 | **H050389129** |
| **8.0** | 6.2 | DIN | SE-2 | 31 | 48 | 35 | 11 | 19 | 393.03-SE2 D080X062 | **H050749122** |
| **9.0** | 7.0 | DIN | SE-2 | 31 | 48 | 35 | 11 | 19 | 393.03-SE2 D090X070 | **H050749123** |
| **10.0** | 8.0 | DIN/ISO | SE-2 | 31 | 48 | 35 | 11 | 19 | 393.03-SE2 D100X080 | **H050389132** |
| **11.0** | 9.0 | DIN | SE-2 | 31 | 48 | 35 | 11 | 19 | 393.03-SE2 D110X090 | **H050389133** |
| **12.0** | 9.0 | DIN | SE-2 | 31 | 48 | 35 | 11 | 19 | 393.03-SE2 D120X090 | **H050389135** |
| **14.0** | 11.0 | DIN | SE-2 | 31 | 48 | 35 | 11 | 19 | 393.03-SE2 D140X110 | **H050389137** |
| **16.0** | 12.0 | DIN | SE-2 | 31 | 48 | 35 | 11 | 19 | 393.03-SE2 D160X120 | **H050389139** |
| **18.0** | 14.5 | DIN | SE-2 | 31 | 48 | 35 | 11 | 19 | | **H050389365** |
| **11.0** | 9.0 | DIN | SE-3 | 48 | 70 | 55.5 | 14 | 30 | | **H050389141** |
| **12.0** | 9.0 | DIN | SE-3 | 48 | 70 | 55.5 | 14 | 30 | | **H050389143** |
| **14.0** | 11.0 | DIN | SE-3 | 48 | 70 | 55.5 | 14 | 30 | | **H050389145** |
| **16.0** | 12.0 | DIN | SE-3 | 48 | 70 | 55.5 | 14 | 30 | | **H050389147** |
| **18.0** | 14.5 | DIN | SE-3 | 48 | 70 | 55.5 | 14 | 30 | | **H050389150** |
| **20.0** | 16.0 | DIN/ISO | SE-3 | 48 | 70 | 55.5 | 14 | 30 | | **H050389151** |
| **22.0** | 18.0 | DIN | SE-3 | 48 | 70 | 55.5 | 14 | 30 | | **H050389152** |
| **25.0** | 20.0 | DIN/ISO | SE-3 | 48 | 70 | 55.5 | 14 | 30 | | **H050389154** |
| **28.0** | 22.0 | DIN | SE-3 | 48 | 70 | 55.5 | 14 | 30 | | **H050600282** |
| **2.5** | 2.0 | ISO | SE-0 | 13 | 22 | 19.5 | 7 | 8 | | **H050932107** |
| **2.8** | 2.24 | ISO | SE-0 | 13 | 22 | 19.5 | 7 | 8 | | **H050932109** |
| **3.15** | 2.5 | ISO | SE-0 | 13 | 22 | 19.5 | 7 | 8 | | **H050389102** |
| **3.55** | 2.8 | ISO | SE-0 | 13 | 22 | 19.5 | 7 | 8 | | **H050389104** |
| **4.0** | 3.15 | ISO | SE-0 | 13 | 22 | 19.5 | 7 | 8 | | **H050389106** |
| **4.5** | 3.55 | ISO | SE-0 | 13 | 22 | 19.5 | 7 | 8 | | **H050932106** |
| **5.0** | 4.0 | ISO | SE-0 | 13 | 22 | 19.5 | 7 | 8 | | **H050389108** |
| **5.6** | 4.5 | ISO | SE-0 | 13 | 22 | 19.5 | 7 | 8 | | **H050932112** |
| **6.3** | 5.0 | ISO | SE-0 | 13 | 22 | 19.5 | 7 | 8 | | **H050389110** |
| **7.1** | 5.6 | ISO | SE-0 | 13 | 22 | 19.5 | 7 | 8 | | **H050932111** |
| **8.0** | 6.3 | ISO | SE-0 | 13 | 22 | 19.5 | 7 | 8 | | **H050607828** |
| **3.55** | 2.8 | ISO | SE-1 | 19 | 30 | 21.5 | 7 | 10 | | **H050389116** |
| **4.0** | 3.15 | ISO | SE-1 | 19 | 30 | 21.5 | 7 | 10 | 393.03-SE1 D040X031 | **H050389118** |

# H050

| ØD2 | a mm | DIN/ISO | type | ØX | ØD | H | K | R | tool code | e-Code |
|---|---|---|---|---|---|---|---|---|---|---|
| **4.5** | 3.55 | ISO | SE-1 | 19 | 30 | 21.5 | 7 | 10 | | **H050932123** |
| **5.0** | 4.0 | ISO | SE-1 | 19 | 30 | 21.5 | 7 | 10 | 393.03-SE1 D050X040 | **H050389120** |
| **5.6** | 4.5 | ISO | SE-1 | 19 | 30 | 21.5 | 7 | 10 | | **H050932124** |
| **6.3** | 5.0 | ISO | SE-1 | 19 | 30 | 21.5 | 7 | 10 | 393.03-SE1 D063X050 | **H050389122** |
| **7.1** | 5.6 | ISO | SE-1 | 19 | 30 | 21.5 | 7 | 10 | | **H050932126** |
| **8.0** | 6.3 | ISO | SE-1 | 19 | 30 | 21.5 | 7 | 10 | 393.03-SE1 D080X063 | **H050389124** |
| **9.0** | 7.1 | ISO | SE-1 | 19 | 30 | 21.5 | 7 | 10 | 393.03-SE1 D090X071 | **H050389125** |
| **11.2** | 9.0 | ISO | SE-1 | 19 | 30 | 21.5 | 7 | 10 | | **H050932129** |
| **7.1** | 5.6 | ISO | SE-2 | 31 | 48 | 35 | 11 | 19 | | **H050929129** |
| **8.0** | 6.3 | ISO | SE-2 | 31 | 48 | 35 | 11 | 19 | 393.03-SE2 D080X063 | **H050389130** |
| **9.0** | 7.1 | ISO | SE-2 | 31 | 48 | 35 | 11 | 19 | 393.09-SE2 D090X071 | **H050389131** |
| **11.2** | 9.0 | ISO | SE-2 | 31 | 48 | 35 | 11 | 19 | 393.03-SE2 D112X090 | **H050389134** |
| **12.5** | 10.0 | ISO | SE-2 | 31 | 48 | 35 | 11 | 19 | 393.03-SE2 D125X100 | **H050389136** |
| **14.0** | 11.2 | ISO | SE-2 | 31 | 48 | 35 | 11 | 19 | 393.03-SE2 D140X112 | **H050389138** |
| **16.0** | 12.5 | ISO | SE-2 | 31 | 48 | 35 | 11 | 19 | | **H050389140** |
| **18.0** | 14.0 | ISO | SE-2 | 31 | 48 | 35 | 11 | 19 | | **H050389364** |
| **11.2** | 9.0 | ISO | SE-3 | 48 | 70 | 55.5 | 14 | 30 | | **H050389142** |
| **12.5** | 10.0 | ISO | SE-3 | 48 | 70 | 55.5 | 14 | 30 | | **H050389144** |
| **14.0** | 11.2 | ISO | SE-3 | 48 | 70 | 55.5 | 14 | 30 | | **H050389146** |
| **16.0** | 12.5 | ISO | SE-3 | 48 | 70 | 55.5 | 14 | 30 | | **H050389148** |
| **18.0** | 14.0 | ISO | SE-3 | 48 | 70 | 55.5 | 14 | 30 | | **H050389149** |
| **22.4** | 18.0 | ISO | SE-3 | 48 | 70 | 55.5 | 14 | 30 | | **H050389153** |
| **28.0** | 22.4 | ISO | SE-3 | 48 | 70 | 55.5 | 14 | 30 | | **H050600281** |
| **4.27** | 3.33 | ANSI | SE-0 | 13 | 22 | 19.5 | 7 | 8 | | **H050830010** |
| **4.93** | 3.86 | ANSI | SE-0 | 13 | 22 | 19.5 | 7 | 8 | | **H050830011** |
| **5.59** | 4.19 | ANSI | SE-0 | 13 | 22 | 19.5 | 7 | 8 | | **H050830012** |
| **6.48** | 4.85 | ANSI | SE-0 | 13 | 22 | 19.5 | 7 | 8 | | **H050830013** |
| **8.08** | 6.05 | ANSI | SE-0 | 13 | 22 | 19.5 | 7 | 8 | | **H050830014** |
| **3.58** | 2.79 | ANSI | SE-1 | 19 | 30 | 21.5 | 7 | 10 | | **H050830015** |
| **4.27** | 3.33 | ANSI | SE-1 | 19 | 30 | 21.5 | 7 | 10 | | **H050830016** |
| **4.93** | 3.86 | ANSI | SE-1 | 19 | 30 | 21.5 | 7 | 10 | | **H050830017** |
| **5.59** | 4.19 | ANSI | SE-1 | 19 | 30 | 21.5 | 7 | 10 | | **H050830018** |
| **6.48** | 4.85 | ANSI | SE-1 | 19 | 30 | 21.5 | 7 | 10 | | **H050830019** |
| **8.08** | 6.05 | ANSI | SE-1 | 19 | 30 | 21.5 | 7 | 10 | | **H050830020** |
| **8.20** | 6.15 | ANSI | SE-1 | 19 | 30 | 21.5 | 7 | 10 | | **H050830021** |
| **9.32** | 6.99 | ANSI | SE-1 | 19 | 30 | 21.5 | 7 | 10 | | **H050830022** |
| **9.68** | 7.26 | ANSI | SE-1 | 19 | 30 | 21.5 | 7 | 10 | | **H050830023** |
| **10.90** | 8.18 | ANSI | SE-1 | 19 | 30 | 21.5 | 7 | 10 | | **H050830024** |
| **4.93** | 3.86 | ANSI | SE-2 | 31 | 48 | 35 | 11 | 19 | | **H050830025** |
| **6.48** | 4.85 | ANSI | SE-2 | 31 | 48 | 35 | 11 | 19 | | **H050830026** |
| **8.08** | 6.05 | ANSI | SE-2 | 31 | 48 | 35 | 11 | 19 | | **H050830027** |
| **8.20** | 6.15 | ANSI | SE-2 | 31 | 48 | 35 | 11 | 19 | | **H050830028** |
| **9.32** | 6.99 | ANSI | SE-2 | 31 | 48 | 35 | 11 | 19 | | **H050830029** |
| **9.68** | 7.26 | ANSI | SE-2 | 31 | 48 | 35 | 11 | 19 | | **H050830030** |
| **10.90** | 8.18 | ANSI | SE-2 | 31 | 48 | 35 | 11 | 19 | | **H050830031** |
| **12.19** | 9.14 | ANSI | SE-2 | 31 | 48 | 35 | 11 | 19 | | **H050830032** |
| **14.99** | 11.23 | ANSI | SE-2 | 31 | 48 | 35 | 11 | 19 | | **H050830033** |
| **17.70** | 13.28 | ANSI | SE-2 | 31 | 48 | 35 | 11 | 19 | | **H050830034** |
| **14.99** | 11.23 | ANSI | SE-3 | 48 | 70 | 55.5 | 14 | 30 | | **H050830035** |
| **17.70** | 13.28 | ANSI | SE-3 | 48 | 70 | 55.5 | 14 | 30 | | **H050830036** |
| **20.32** | 15.24 | ANSI | SE-3 | 48 | 70 | 55.5 | 14 | 30 | | **H050830037** |
| **22.76** | 17.07 | ANSI | SE-3 | 48 | 70 | 55.5 | 14 | 30 | | **H050830038** |
| **25.93** | 19.46 | ANSI | SE-3 | 48 | 70 | 55.5 | 14 | 30 | | **H050830039** |
| **28.14** | 21.11 | ANSI | SE-3 | 48 | 70 | 55.5 | 14 | 30 | | **H050830040** |

# H250

DORMER

- SEN Quick Change Tap Adaptor with Length Adjustment
- SEN Adaptateur à changement rapide avec réglage longitudinale
- SEN Schnellwechseleinsätze mit Längennachstellung
- Sen adaptor de machos de cambio rapido con ajuste longitudinal
- SEN Snelwisselinzetstuk met verstelbare lengte.
- Sen adaptor de mudança rápida de comprimento variàvel

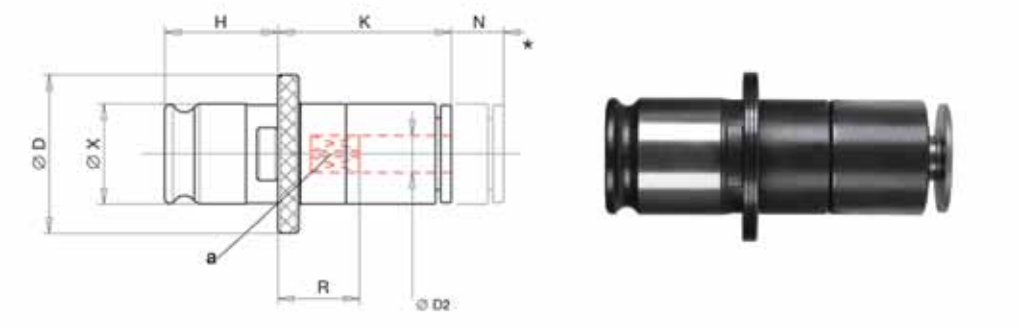


H250

| ØD2 | a mm | DIN/ISO | type | ØX | ØD | H | K | N | R | e-Code |
|---|---|---|---|---|---|---|---|---|---|---|
| **2.5** | 2.1 | DIN | SEN-0 | 13 | 22 | 19.5 | 28 | 8 | 13 | **H250389164** |
| **2.8** | 2.1 | DIN | SEN-0 | 13 | 22 | 19.5 | 28 | 8 | 13 | **H250389165** |
| **3.5** | 2.7 | DIN | SEN-0 | 13 | 22 | 19.5 | 28 | 8 | 13 | **H250389167** |
| **4** | 3 | DIN | SEN-0 | 13 | 22 | 19.5 | 28 | 8 | 13 | **H250389170** |
| **4.5** | 3.4 | DIN | SEN-0 | 13 | 22 | 19.5 | 28 | 8 | 13 | **H250389172** |
| **6** | 4.9 | DIN | SEN-0 | 13 | 22 | 19.5 | 28 | 8 | 13 | **H250389175** |
| **7** | 5.5 | DIN | SEN-0 | 13 | 22 | 19.5 | 28 | 8 | 13 | **H250389177** |
| **3.5** | 2.7 | DIN | SEN-1 | 19 | 30 | 21.5 | 34 | 10 | 16 | **H250389181** |
| **4** | 3 | DIN | SEN-1 | 19 | 30 | 21.5 | 34 | 10 | 16 | **H250389183** |
| **4.5** | 3.4 | DIN | SEN-1 | 19 | 30 | 21.5 | 34 | 10 | 16 | **H250389185** |
| **6** | 4.9 | DIN | SEN-1 | 19 | 30 | 21.5 | 34 | 10 | 16 | **H250389187** |
| **7** | 5.5 | DIN | SEN-1 | 19 | 30 | 21.5 | 34 | 10 | 16 | **H250389189** |
| **8** | 6.2 | DIN | SEN-1 | 19 | 30 | 21.5 | 34 | 10 | 16 | **H250759109** |
| **9** | 7 | DIN | SEN-1 | 19 | 30 | 21.5 | 34 | 10 | 16 | **H250759110** |
| **10** | 8 | DIN/ISO | SEN-1 | 19 | 30 | 21.5 | 34 | 10 | 16 | **H250389192** |
| **11** | 9 | DIN | SEN-1 | 19 | 30 | 21.5 | 34 | 10 | 16 | **H250344949** |
| **7** | 5.5 | DIN | SEN-2 | 31 | 48 | 35 | 60 | 15 | 29 | **H250389195** |
| **8** | 6.2 | DIN | SEN-2 | 31 | 48 | 35 | 60 | 15 | 29 | **H250607730** |
| **9** | 7 | DIN | SEN-2 | 31 | 48 | 35 | 60 | 15 | 29 | **H250607731** |
| **10** | 8 | DIN/ISO | SEN-2 | 31 | 48 | 35 | 60 | 15 | 29 | **H250389198** |
| **11** | 9 | DIN | SEN-2 | 31 | 48 | 35 | 60 | 15 | 29 | **H250389199** |
| **12** | 9 | DIN | SEN-2 | 31 | 48 | 35 | 60 | 15 | 29 | **H250389201** |
| **14** | 11 | DIN | SEN-2 | 31 | 48 | 35 | 60 | 15 | 29 | **H250389203** |
| **16** | 12 | DIN | SEN-2 | 31 | 48 | 35 | 60 | 15 | 29 | **H250389205** |
| **18** | 14.5 | DIN | SEN-2 | 31 | 48 | 35 | 60 | 15 | 29 | **H250389363** |
| **11** | 9 | DIN | SEN-3 | 48 | 70 | 55.5 | 83 | 25 | 38 | **H250389207** |
| **12** | 9 | DIN | SEN-3 | 48 | 70 | 55.5 | 83 | 25 | 38 | **H250389209** |
| **14** | 11 | DIN | SEN-3 | 48 | 70 | 55.5 | 83 | 25 | 38 | **H250389211** |
| **16** | 12 | DIN | SEN-3 | 48 | 70 | 55.5 | 83 | 25 | 38 | **H250389213** |
| **18** | 14.5 | DIN | SEN-3 | 48 | 70 | 55.5 | 83 | 25 | 38 | **H250389216** |
| **20** | 16 | DIN/ISO | SEN-3 | 48 | 70 | 55.5 | 83 | 25 | 38 | **H250389217** |
| **22** | 18 | DIN | SEN-3 | 48 | 70 | 55.5 | 83 | 25 | 38 | **H250389218** |
| **25** | 20 | DIN/ISO | SEN-3 | 48 | 70 | 55.5 | 83 | 25 | 38 | **H250389220** |
| **28** | 22 | DIN | SEN-3 | 48 | 70 | 55.5 | 83 | 25 | 38 | **H250607831** |
| **3.15** | 2.5 | ISO | SEN-0 | 13 | 22 | 19.5 | 28 | 8 | 13 | **H250389166** |
| **3.55** | 2.8 | ISO | SEN-0 | 13 | 22 | 19.5 | 28 | 8 | 13 | **H250389168** |
| **4** | 3.15 | ISO | SEN-0 | 13 | 22 | 19.5 | 28 | 8 | 13 | **H250389171** |
| **4.5** | 3.55 | ISO | SEN-0 | 13 | 22 | 19.5 | 28 | 8 | 13 | **H250979172** |
| **5** | 4 | ISO | SEN-0 | 13 | 22 | 19.5 | 28 | 8 | 13 | **H250389173** |
| **5.6** | 4.5 | ISO | SEN-0 | 13 | 22 | 19.5 | 28 | 8 | 13 | **H250979173** |
| **6.3** | 5 | ISO | SEN-0 | 13 | 22 | 19.5 | 28 | 8 | 13 | **H250389176** |
| **7.1** | 5.6 | ISO | SEN-0 | 13 | 22 | 19.5 | 28 | 8 | 13 | **H250989177** |
| **3.55** | 2.8 | ISO | SEN-1 | 19 | 30 | 21.5 | 34 | 10 | 16 | **H250389182** |
| **4** | 3.15 | ISO | SEN-1 | 19 | 30 | 21.5 | 34 | 10 | 16 | **H250389184** |
| **4.5** | 3.55 | ISO | SEN-1 | 19 | 30 | 21.5 | 34 | 10 | 16 | **H250759105** |
| **5** | 4 | ISO | SEN-1 | 19 | 30 | 21.5 | 34 | 10 | 16 | **H250389186** |
| **5.6** | 4.5 | ISO | SEN-1 | 19 | 30 | 21.5 | 34 | 10 | 16 | **H250759106** |
| **6.3** | 5 | ISO | SEN-1 | 19 | 30 | 21.5 | 34 | 10 | 16 | **H250389188** |

# H250

| ØD2 | a mm | DIN/ISO | type | ØX | ØD | H | K | N | R | e-Code |
|---|---|---|---|---|---|---|---|---|---|---|
| **7.1** | 5.6 | ISO | SEN-1 | 19 | 30 | 21.5 | 34 | 10 | 16 | **H250759111** |
| **8** | 6.3 | ISO | SEN-1 | 19 | 30 | 21.5 | 34 | 10 | 16 | **H250389190** |
| **9** | 7.1 | ISO | SEN-1 | 19 | 30 | 21.5 | 34 | 10 | 16 | **H250389191** |
| **11.2** | 9 | ISO | SEN-1 | 19 | 30 | 21.5 | 34 | 10 | 16 | **H250944949** |
| **7.1** | 5.6 | ISO | SEN-2 | 31 | 48 | 35 | 60 | 15 | 29 | **H250607729** |
| **8** | 6.3 | ISO | SEN-2 | 31 | 48 | 35 | 60 | 15 | 29 | **H250389196** |
| **9** | 7.1 | ISO | SEN-2 | 31 | 48 | 35 | 60 | 15 | 29 | **H250389197** |
| **11.2** | 9 | ISO | SEN-2 | 31 | 48 | 35 | 60 | 15 | 29 | **H250389200** |
| **12.5** | 10 | ISO | SEN-2 | 31 | 48 | 35 | 60 | 15 | 29 | **H250389202** |
| **14** | 11.2 | ISO | SEN-2 | 31 | 48 | 35 | 60 | 15 | 29 | **H250389204** |
| **16** | 12.5 | ISO | SEN-2 | 31 | 48 | 35 | 60 | 15 | 29 | **H250389206** |
| **18** | 14 | ISO | SEN-2 | 31 | 48 | 35 | 60 | 15 | 29 | **H250607830** |
| **11.2** | 9 | ISO | SEN-3 | 48 | 70 | 55.5 | 83 | 25 | 38 | **H250389208** |
| **12.5** | 10 | ISO | SEN-3 | 48 | 70 | 55.5 | 83 | 25 | 38 | **H250389210** |
| **14** | 11.2 | ISO | SEN-3 | 48 | 70 | 55.5 | 83 | 25 | 38 | **H250389212** |
| **16** | 12.5 | ISO | SEN-3 | 48 | 70 | 55.5 | 83 | 25 | 38 | **H250389214** |
| **18** | 14 | ISO | SEN-3 | 48 | 70 | 55.5 | 83 | 25 | 38 | **H250389215** |
| **22.4** | 18 | ISO | SEN-3 | 48 | 70 | 55.5 | 83 | 25 | 38 | **H250389219** |

# H650

- SEK Quick Change Tap Adaptor with Tap Clamped By Grab Screw
- SEK Adaptateur à changement rapide, sérrage à vis
- SEK Schnellwechseleinsätze mit Spannschraube zum Halten des Gewindebohrers
- SEK ADAPTADOR DE MACHOS DE CAMBIO RAPIDO DE FIJACION MANUAL
- SEK Snelwisselinzetstuk met spanschroef
- SEK SUPORTE LONGO DE MUDANÇA RÁPIDA C/ PRISÃO DO MACHO POR PARAFUSO

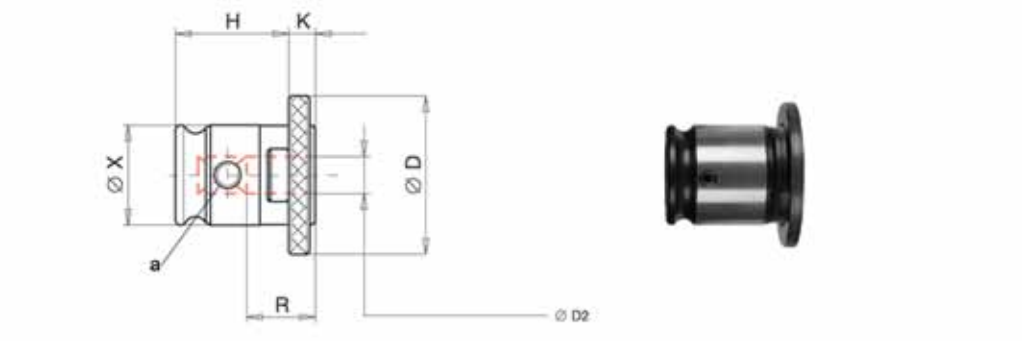


## H650

| ØD2 | a mm | DIN/ISO | type | ØX | ØD | H | K | R | e-Code |
|---|---|---|---|---|---|---|---|---|---|
| **12** | 9 | DIN | SEK-1 | 19 | 30 | 21.5 | 4 | 13 | **H650600272** |
| **20** | 16 | DIN/ISO | SEK-2 | 31 | 48 | 35 | 5 | 20 | **H650600280** |
| **22** | 18 | DIN | SEK-2 | 31 | 48 | 35 | 5 | 20 | **H650600281** |
| **32** | 24 | DIN | SEK-3 | 48 | 70 | 55.5 | 6 | 36 | **H650600283** |
| **36** | 29 | DIN | SEK-3 | 48 | 70 | 55.5 | 6 | 36 | **H650600284** |
| **12.5** | 10 | ISO | SEK-1 | 19 | 30 | 21.5 | 4 | 13 | **H6506002740** |

# H150

- SES Quick Change Tap Adaptor with Safety Clutch
- SES Adaptateur à changement rapide avec limiteur de couple
- SES Schnellwechseleinsätze mit Sicherheitskupplung
- SES ADAPTADOR DE MACHOS DE CAMBIO RAPIDO CON EMBRAGUE DE SEGURIDAD
- SES Snelwisselinzetstuk met slipkoppeling
- SES SUPORTE DE MUDANÇA RÁPIDA PARA MACHOS COM EMBREIAGEM

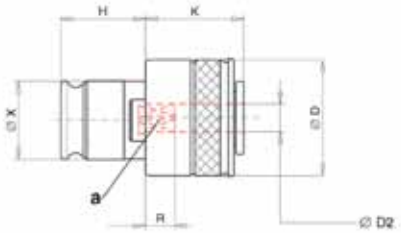

## H150

| ØD2 | a mm | ↔ | DIN/ISO | type | ØX | ØD | H | K | R | tool code | e-Code |
|---|---|---|---|---|---|---|---|---|---|---|---|
| **2.5** | 2.1 | M 1.8 | DIN | SES-0 | 13 | 23 | 19.5 | 21 | 6 | | **H150389230** |
| **2.8** | 2.1 | M 2 | DIN | SES-0 | 13 | 23 | 19.5 | 21 | 6 | | **H150389231** |
| **2.8** | 2.1 | M 2.2 | DIN | SES-0 | 13 | 23 | 19.5 | 21 | 6 | | **H150748500** |
| **2.8** | 2.1 | M 2.5 | DIN | SES-0 | 13 | 23 | 19.5 | 21 | 6 | | **H150748501** |
| **3.5** | 2.7 | M 3 | DIN | SES-0 | 13 | 23 | 19.5 | 21 | 6 | | **H150389233** |
| **3.5** | 2.7 | M 5 | DIN | SES-0 | 13 | 23 | 19.5 | 21 | 6 | | **H150704382** |
| **4.0** | 3.0 | M 3.5 | DIN | SES-0 | 13 | 23 | 19.5 | 21 | 6 | | **H150389235** |
| **4.5** | 3.4 | M 4 | DIN | SES-0 | 13 | 23 | 19.5 | 21 | 6 | | **H150389237** |
| **4.5** | 3.4 | M 6 | DIN | SES-0 | 13 | 23 | 19.5 | 21 | 6 | | **H150989241** |
| **6.0** | 4.9 | M 5 | DIN | SES-0 | 13 | 23 | 19.5 | 21 | 6 | | **H150748512** |
| **6.0** | 4.9 | M 6 | DIN | SES-0 | 13 | 23 | 19.5 | 21 | 6 | | **H150389239** |
| **6.0** | 4.9 | M 8 | DIN | SES-0 | 13 | 23 | 19.5 | 21 | 6 | | **H150748513** |
| **7.0** | 5.5 | M 10 | DIN | SES-0 | 13 | 23 | 19.5 | 21 | 6 | | **H150389241** |
| **8.0** | 6.2 | M 8 | DIN | SES-0 | 13 | 23 | 19.5 | 21 | 6 | | **H150748504** |
| **8.0** | 6.2 | M 10 | DIN | SES-0 | 13 | 23 | 19.5 | 21 | 6 | | **H150748506** |
| **3.5** | 2.7 | M 3 | DIN | SES-1 | 19 | 32 | 21.5 | 25 | 8 | 393.03-SES1 D035X027 | **H150389246** |
| **4.0** | 3.0 | M 3.5 | DIN | SES-1 | 19 | 32 | 21.5 | 25 | 8 | 393.03-SES1 D040X030 | **H150389248** |
| **4.5** | 3.4 | M 4 | DIN | SES-1 | 19 | 32 | 21.5 | 25 | 8 | 393.03-SES1 D045X034 | **H150389250** |
| **4.5** | 3.4 | M 6 | DIN | SES-1 | 19 | 32 | 21.5 | 25 | 8 | | **H150950109** |
| **6.0** | 4.9 | M 5 | DIN | SES-1 | 19 | 32 | 21.5 | 25 | 8 | | **H150749112** |
| **6.0** | 4.9 | M 6 | DIN | SES-1 | 19 | 32 | 21.5 | 25 | 8 | | **H150389252** |
| **6.0** | 4.9 | M 8 | DIN | SES-1 | 19 | 32 | 21.5 | 25 | 8 | 393.03-SES1 D060X049 | **H150749113** |
| **7.0** | 5.5 | M 10 | DIN | SES-1 | 19 | 32 | 21.5 | 25 | 8 | 393.03-SES1 D070X055 | **H150389254** |
| **8.0** | 6.2 | M 8 | DIN | SES-1 | 19 | 32 | 21.5 | 25 | 8 | 393.03-SES1 D080X062 | **H150749115** |
| **8.0** | 6.2 | M 10 | DIN | SES-1 | 19 | 32 | 21.5 | 25 | 8 | | **H150749114** |
| **9.0** | 7.0 | M 12 | DIN | SES-1 | 19 | 32 | 21.5 | 25 | 8 | 393.03-SES1 D090X070 | **H150749116** |
| **10.0** | 8.0 | M 10 | DIN/ISO | SES-1 | 19 | 32 | 21.5 | 25 | 8 | 393.03-SES1 D100X080 | **H150389257** |
| **11.0** | 9.0 | M 14 | DIN | SES-1 | 19 | 32 | 21.5 | 25 | 8 | | **H150389258** |
| **7.0** | 5.5 | M 10 | DIN | SES-2 | 31 | 50 | 35 | 34 | 4 | 393.03-SES2 D070X055 | **H150389261** |
| **8.0** | 6.2 | M8 | DIN | SES-2 | 31 | 50 | 35 | 34 | 4 | 393.03-SES2 D080X062 | **H150601312** |
| **8.0** | 6.2 | M10 | DIN | SES-2 | 31 | 50 | 35 | 34 | 4 | | **H150929431** |
| **9.0** | 7.0 | M 12 | DIN | SES-2 | 31 | 50 | 35 | 34 | 4 | 393.03-SES2 D090X070 | **H150601314** |
| **10.0** | 8.0 | M 10 | DIN/ISO | SES-2 | 31 | 50 | 35 | 34 | 4 | 393.03-SES2 D100X080 | **H150389264** |
| **11.0** | 9.0 | M 14 | DIN | SES-2 | 31 | 50 | 35 | 34 | 4 | 393.03-SES2 D110X090 | **H150389265** |
| **12.0** | 9.0 | M 16 | DIN | SES-2 | 31 | 50 | 35 | 34 | 4 | 393.03-SES2 D120X090 | **H150389267** |
| **14.0** | 11.0 | M 18 | DIN | SES-2 | 31 | 50 | 35 | 34 | 4 | 393.03-SES2 D140X110 | **H150389269** |
| **16.0** | 12.0 | M 20 | DIN | SES-2 | 31 | 50 | 35 | 34 | 4 | 393.03-SES2 D160X120 | **H150389271** |
| **18.0** | 14.5 | M 22 | DIN | SES-2 | 31 | 50 | 35 | 34 | 4 | | **H150389273** |
| **18.0** | 14.5 | M 24 | DIN | SES-2 | 31 | 50 | 35 | 34 | 4 | | **H150601315** |
| **11.0** | 9.0 | M 14 | DIN | SES-3 | 48 | 72 | 55.5 | 45 | 1 | 393.03-SES3 D110X090 | **H150389274** |
| **12.0** | 9.0 | M16 | DIN | SES-3 | 48 | 72 | 55.5 | 45 | 1 | 393.03-SES3 D120X090 | **H150389276** |
| **14.0** | 11.0 | M 18 | DIN | SES-3 | 48 | 72 | 55.5 | 45 | 1 | 393.03-SES3 D140X110 | **H150389278** |
| **16.0** | 12.0 | M 20 | DIN | SES-3 | 48 | 72 | 55.5 | 45 | 1 | 393.03-SES3 D160X120 | **H150389280** |
| **18.0** | 14.5 | M 22 | DIN | SES-3 | 48 | 72 | 55.5 | 45 | 1 | | **H150389283** |
| **18.0** | 14.5 | M 24 | DIN | SES-3 | 48 | 72 | 55.5 | 45 | 1 | 393.03-SES3 D180X145 | **H150651723** |
| **20.0** | 16.0 | M 27 | DIN/ISO | SES-3 | 48 | 72 | 55.5 | 45 | 1 | 393.03-SES3 D200X160 | **H150389284** |
| **20.0** | 16.0 | M 30 | DIN/ISO | SES-3 | 48 | 72 | 55.5 | 45 | 1 | | **H150651726** |
| **22.0** | 18.0 | M 30 | DIN | SES-3 | 48 | 72 | 55.5 | 45 | 1 | 393.03-SES3 D220X180 | **H150389285** |

# H150

DORMER

| ØD2 | a mm | ↔ | DIN/ISO | type | ØX | ØD | H | K | R | tool code | e-Code |
|---|---|---|---|---|---|---|---|---|---|---|---|
| **25.0** | 20.0 | M 33 | DIN/ISO | SES-3 | 48 | 72 | 55.5 | 45 | 1 | 393.03-SES3 D250X200 | **H150389287** |
| **25.0** | 20.0 | M 36 | DIN/ISO | SES-3 | 48 | 72 | 55.5 | 45 | 1 | | **H150651727** |
| **28.0** | 22.0 | M 36 | DIN | SES-3 | 48 | 72 | 55.5 | 45 | 1 | | **H150389288** |
| **2.8** | 2.24 | M 2.2 | ISO | SES-0 | 13 | 23 | 19.5 | 21 | 6 | | **H150748502** |
| **3.15** | 2.5 | M 4 | ISO | SES-0 | 13 | 23 | 19.5 | 21 | 6 | | **H150389232** |
| **3.55** | 2.8 | M 4.5 | ISO | SES-0 | 13 | 23 | 19.5 | 21 | 6 | | **H150389234** |
| **4.0** | 315 | M 5 | ISO | SES-0 | 13 | 23 | 19.5 | 21 | 6 | | **H150389236** |
| **4.5** | 3.55 | M 6 | ISO | SES-0 | 13 | 23 | 19.5 | 21 | 6 | | **H150989237** |
| **5.0** | 4.0 | M 5 | ISO | SES-0 | 13 | 23 | 19.5 | 21 | 6 | | **H150389238** |
| **5.6** | 4.5 | M 5 | ISO | SES-0 | 13 | 23 | 19.5 | 21 | 6 | | **H150989240** |
| **6.3** | 5.0 | M 6 | ISO | SES-0 | 13 | 23 | 19.5 | 21 | 6 | | **H150748503** |
| **6.3** | 5.0 | M 8 | ISO | SES-0 | 13 | 23 | 19.5 | 21 | 6 | | **H150389240** |
| **7.1** | 5.6 | M 10 | ISO | SES-0 | 13 | 23 | 19.5 | 21 | 6 | | **H150748514** |
| **8.0** | 6.3 | M 8 | ISO | SES-0 | 13 | 23 | 19.5 | 21 | 6 | | **H150389242** |
| **8.0** | 6.3 | M 10 | ISO | SES-0 | 13 | 23 | 19.5 | 21 | 6 | | **H150749515** |
| **3.55** | 2.8 | M 3.5 | ISO | SES-1 | 19 | 32 | 21.5 | 25 | 8 | | **H150950111** |
| **3.55** | 2.8 | M 4.5 | ISO | SES-1 | 19 | 32 | 21.5 | 25 | 8 | | **H150389247** |
| **4.0** | 3.15 | M 4 | ISO | SES-1 | 19 | 32 | 21.5 | 25 | 8 | | **H150950112** |
| **4.0** | 3.15 | M 5 | ISO | SES-1 | 19 | 32 | 21.5 | 25 | 8 | 393.03-SES1 D040X031 | **H150389249** |
| **4.5** | 3.55 | M 4.5 | ISO | SES-1 | 19 | 32 | 21.5 | 25 | 8 | | **H150950113** |
| **4.5** | 3.55 | M 6 | ISO | SES-1 | 19 | 32 | 21.5 | 25 | 8 | | **H150388478** |
| **5.0** | 4.0 | M 5 | ISO | SES-1 | 19 | 32 | 21.5 | 25 | 8 | 393.03-SES1 D050X040 | **H150389251** |
| **5.6** | 4.5 | M 5 | ISO | SES-1 | 19 | 32 | 21.5 | 25 | 8 | | **H150388484** |
| **6.3** | 5.0 | M 6 | ISO | SES-1 | 19 | 32 | 21.5 | 25 | 8 | | **H150950114** |
| **6.3** | 5.0 | M 8 | ISO | SES-1 | 19 | 32 | 21.5 | 25 | 8 | 393.03-SES1 D063X050 | **H150389253** |
| **7.1** | 5.6 | M 7 | ISO | SES-1 | 19 | 32 | 21.5 | 25 | 8 | | **H150388482** |
| **8.0** | 6.3 | M 8 | ISO | SES-1 | 19 | 32 | 21.5 | 25 | 8 | 393.03-SES1 D080X063 | **H150389255** |
| **8.0** | 6.3 | M10 | ISO | SES-1 | 19 | 32 | 21.5 | 25 | 8 | | **H150749009** |
| **8.0** | 6.3 | M 11 | ISO | SES-1 | 19 | 32 | 21.5 | 25 | 8 | | **H150950116** |
| **9.0** | 7.1 | M 9 | ISO | SES-1 | 19 | 32 | 21.5 | 25 | 8 | | **H150950117** |
| **9.0** | 7.1 | M 12 | ISO | SES-1 | 19 | 32 | 21.5 | 25 | 8 | 393.03-SES1 D090X071 | **H150389256** |
| **11.2** | 9.0 | M14 | ISO | SES-1 | 19 | 32 | 21.5 | 25 | 8 | | **H150749117** |
| **7.1** | 5.6 | M 7 | ISO | SES-2 | 31 | 50 | 35 | 34 | 4 | | **H150929421** |
| **8.0** | 6.3 | M 8 | ISO | SES-2 | 31 | 50 | 35 | 34 | 4 | 393.03-SES2 D080X063 | **H150389262** |
| **8.0** | 6.3 | M 10 | ISO | SES-2 | 31 | 50 | 35 | 34 | 4 | | **H150749128** |
| **8.0** | 6.3 | M 11 | ISO | SES-2 | 31 | 50 | 35 | 34 | 4 | | **H150929429** |
| **9.0** | 7.1 | M 12 | ISO | SES-2 | 31 | 50 | 35 | 34 | 4 | 393.03-SES2 D090X071 | **H150389263** |
| **11.2** | 9.0 | M 14 | ISO | SES-2 | 31 | 50 | 35 | 34 | 4 | 393.03-SES2 D112X090 | **H150389266** |
| **12.5** | 10.0 | M 16 | ISO | SES-2 | 31 | 50 | 35 | 34 | 4 | 393.03-SES2 D125X100 | **H150389268** |
| **14.0** | 11.2 | M 18 | ISO | SES-2 | 31 | 50 | 35 | 34 | 4 | 393.03-SES2 D140X112 | **H150389270** |
| **14.0** | 11.2 | M 20 | ISO | SES-2 | 31 | 50 | 35 | 34 | 4 | | **H150601320** |
| **16.0** | 12.5 | M 22 | ISO | SES-2 | 31 | 50 | 35 | 34 | 4 | | **H150389272** |
| **18.0** | 14.0 | M 24 | ISO | SES-2 | 31 | 50 | 35 | 34 | 4 | | **H150929432** |
| **11.2** | 9.0 | M14 | ISO | SES-3 | 48 | 72 | 55.5 | 45 | 1 | 393.03-SES3 D112X090 | **H150389275** |
| **12.5** | 10.0 | M 16 | ISO | SES-3 | 48 | 72 | 55.5 | 45 | 1 | | **H150389277** |
| **14.0** | 11.2 | M 18 | ISO | SES-3 | 48 | 72 | 55.5 | 45 | 1 | | **H150389279** |
| **14.0** | 11.2 | M 20 | ISO | SES-3 | 48 | 72 | 55.5 | 45 | 1 | 393.03-SES3 D140X112 | **H150651720** |
| **16.0** | 12.5 | M 22 | ISO | SES-3 | 48 | 72 | 55.5 | 45 | 1 | 393.03-SES3 D160X125 | **H150389281** |
| **18.0** | 14.0 | M 24 | ISO | SES-3 | 48 | 72 | 55.5 | 45 | 1 | 393.03-SES3 D180X140 | **H150389282** |
| **22.4** | 18.0 | M 33 | ISO | SES-3 | 48 | 72 | 55.5 | 45 | 1 | | **H150389286** |
| **28.0** | 22.4 | M 39 | ISO | SES-3 | 48 | 72 | 55.5 | 45 | 1 | | **H150651724** |
| **28.0** | 22.4 | M 42 | ISO | SES-3 | 48 | 72 | 55.5 | 45 | 1 | | **H150651725** |
| **4.27** | 3.33 | Nr 8 | ANSI | SES-0 | 13 | 23 | 19.5 | 21 | 6 | | **H150530010** |
| **4.93** | 3.86 | Nr 10 | ANSI | SES-0 | 13 | 23 | 19.5 | 21 | 6 | | **H150530011** |
| **5.59** | 4.19 | Nr 12 | ANSI | SES-0 | 13 | 23 | 19.5 | 21 | 6 | | **H150530012** |
| **6.48** | 4.85 | 1/4 | ANSI | SES-0 | 13 | 23 | 19.5 | 21 | 6 | | **H150530013** |
| **8.08** | 6.05 | 5/16 | ANSI | SES-0 | 13 | 23 | 19.5 | 21 | 6 | | **H150530014** |
| **3.58** | 2.79 | Nr 6 | ANSI | SES-1 | 19 | 32 | 21.5 | 25 | 8 | | **H150530015** |
| **4.27** | 3.33 | Nr 8 | ANSI | SES-1 | 19 | 32 | 21.5 | 25 | 8 | | **H150530016** |
| **4.93** | 3.86 | Nr 10 | ANSI | SES-1 | 19 | 32 | 21.5 | 25 | 8 | | **H150530017** |
| **5.59** | 4.19 | Nr 12 | ANSI | SES-1 | 19 | 32 | 21.5 | 25 | 8 | | **H150530018** |
| **6.48** | 4.85 | 1/4 | ANSI | SES-1 | 19 | 32 | 21.5 | 25 | 8 | | **H150530019** |
| **8.08** | 6.05 | 5/16 | ANSI | SES-1 | 19 | 32 | 21.5 | 25 | 8 | | **H150530020** |
| **8.20** | 6.15 | 7/16 | ANSI | SES-1 | 19 | 32 | 21.5 | 25 | 8 | | **H150530021** |
| **9.32** | 6.99 | 1/2 | ANSI | SES-1 | 19 | 32 | 21.5 | 25 | 8 | | **H150530022** |
| **9.68** | 7.26 | 3/8 | ANSI | SES-1 | 19 | 32 | 21.5 | 25 | 8 | | **H150530023** |
| **10.9** | 8.18 | 9/16 | ANSI | SES-1 | 19 | 32 | 21.5 | 25 | 8 | | **H150530024** |
| **4.93** | 3.86 | Nr 10 | ANSI | SES-2 | 31 | 50 | 35 | 34 | 4 | | **H150530025** |
| **6.48** | 4.85 | 1/4 | ANSI | SES-2 | 31 | 50 | 35 | 34 | 4 | | **H150530026** |
| **8.08** | 6.05 | 5/16 | ANSI | SES-2 | 31 | 50 | 35 | 34 | 4 | | **H150530027** |

# H150

| ØD2 | a mm | ↔ | DIN/ISO | type | ØX | ØD | H | K | R | tool code | e-Code |
|---|---|---|---|---|---|---|---|---|---|---|---|
| **8.20** | 6.15 | 7/16 | ANSI | SES-2 | 31 | 50 | 35 | 34 | 4 | | **H150530028** |
| **9.32** | 6.99 | 1/2 | ANSI | SES-2 | 31 | 50 | 35 | 34 | 4 | | **H150530029** |
| **9.68** | 7.26 | 3/8 | ANSI | SES-2 | 31 | 50 | 35 | 34 | 4 | | **H150530030** |
| **10.90** | 8.18 | 9/16 | ANSI | SES-2 | 31 | 50 | 35 | 34 | 4 | | **H150530031** |
| **12.19** | 9.14 | 5/8 | ANSI | SES-2 | 31 | 50 | 35 | 34 | 4 | | **H150530032** |
| **14.99** | 11.23 | 3/4 | ANSI | SES-2 | 31 | 50 | 35 | 34 | 4 | | **H150530033** |
| **17.70** | 13.28 | 7/8 | ANSI | SES-2 | 31 | 50 | 35 | 34 | 4 | | **H150530034** |
| **12.19** | 9.14 | 5/8 | ANSI | SES-3 | 48 | 72 | 55.5 | 45 | 1 | | **H150530035** |
| **14.99** | 11.23 | 3/4 | ANSI | SES-3 | 48 | 72 | 55.5 | 45 | 1 | | **H150530036** |
| **17.70** | 13.28 | 7/8 | ANSI | SES-3 | 48 | 72 | 55.5 | 45 | 1 | | **H150530037** |
| **20.32** | 15.24 | 1“ | ANSI | SES-3 | 48 | 72 | 55.5 | 45 | 1 | | **H150530038** |
| **22.76** | 17.07 | 1.1/8 | ANSI | SES-3 | 48 | 72 | 55.5 | 45 | 1 | | **H150530039** |
| **25.93** | 19.46 | 1.1/4 | ANSI | SES-3 | 48 | 72 | 55.5 | 45 | 1 | | **H150530040** |
| **28.14** | 21.11 | 1.3/8 | ANSI | SES-3 | 48 | 72 | 55.5 | 45 | 1 | | **H150530041** |

# H350

DORMER

- SESN Quick Change Tap Adaptor with Length Adjustment and Safety Clutch
- SESN Adaptateur à changement rapide avec réglage longitudinale, et limiteur de couple
- SESN Schnellwechseleinsätze mit Längennachstellung und Sicherheitskupplung
- SESN ADAPTADOR DE MACHOS DE CAMBIO RAPIDO CON EMBRAGUE DE SEGURIDAD Y REGLAJE LONGITUDINAL
- SESN Snelwisselinzetstuk met slipkoppeling en verstelbare lengte.
- SESN SUPORTE LONGO DE MUDANÇA RÁPIDA C/ EMBREIAGEM PARAFUSO

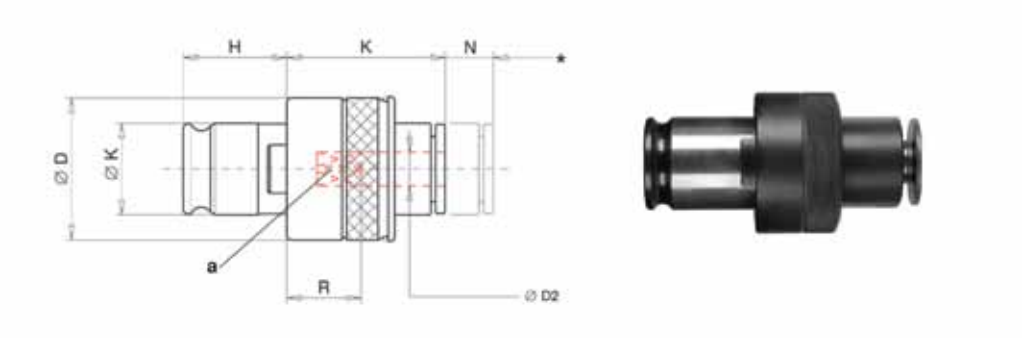


## H350

| ØD2 | a mm | ↔ | DIN/ISO | type | ØX | ØD | H | K | N | R | e-Code |
|---|---|---|---|---|---|---|---|---|---|---|---|
| **2.5** | 2.1 | M 1.8 | DIN | SESN-0 | 13 | 23 | 19.5 | 29 | 8 | 13 | **H350389298** |
| **2.8** | 2.1 | M 2 | DIN | SESN-0 | 13 | 23 | 19.5 | 29 | 8 | 13 | **H350389299** |
| **3.5** | 2.7 | M 3 | DIN | SESN-0 | 13 | 23 | 19.5 | 29 | 8 | 13 | **H350389301** |
| **3.5** | 2.7 | M 5 | DIN | SESN-0 | 13 | 23 | 19.5 | 29 | 8 | 13 | **H350776102** |
| **4** | 3 | M 3.5 | DIN | SESN-0 | 13 | 23 | 19.5 | 29 | 8 | 13 | **H350389303** |
| **4.5** | 3.4 | M 4 | DIN | SESN-0 | 13 | 23 | 19.5 | 29 | 8 | 13 | **H350389305** |
| **6** | 4.9 | M 5 | DIN | SESN-0 | 13 | 23 | 19.5 | 29 | 8 | 13 | **H350690614** |
| **6** | 4.9 | M 6 | DIN | SESN-0 | 13 | 23 | 19.5 | 29 | 8 | 13 | **H350389307** |
| **6** | 4.9 | M 8 | DIN | SESN-0 | 13 | 23 | 19.5 | 29 | 8 | 13 | **H350690615** |
| **3.5** | 2.7 | M 3 | DIN | SESN-1 | 19 | 32 | 21.5 | 34 | 10 | 16 | **H350389313** |
| **3.5** | 2.7 | M 5 | DIN | SESN-1 | 19 | 32 | 21.5 | 34 | 10 | 16 | **H350776114** |
| **4** | 3 | M 3.5 | DIN | SESN-1 | 19 | 32 | 21.5 | 34 | 10 | 16 | **H350389315** |
| **4.5** | 3.4 | M 4 | DIN | SESN-1 | 19 | 32 | 21.5 | 34 | 10 | 16 | **H350389317** |
| **4.5** | 3.4 | M 6 | DIN | SESN-1 | 19 | 32 | 21.5 | 34 | 10 | 16 | **H350734456** |
| **6** | 4.9 | M 5 | DIN | SESN-1 | 19 | 32 | 21.5 | 34 | 10 | 16 | **H350776119** |
| **6** | 4.9 | M 6 | DIN | SESN-1 | 19 | 32 | 21.5 | 34 | 10 | 16 | **H350389319** |
| **6** | 4.9 | M 8 | DIN | SESN-1 | 19 | 32 | 21.5 | 34 | 10 | 16 | **H350776120** |
| **7** | 5.5 | M 10 | DIN | SESN-1 | 19 | 32 | 21.5 | 34 | 10 | 16 | **H350389321** |
| **8** | 6.2 | M 8 | DIN | SESN-1 | 19 | 32 | 21.5 | 34 | 10 | 16 | **H350776123** |
| **8** | 6.2 | M 10 | DIN | SESN-1 | 19 | 32 | 21.5 | 34 | 10 | 16 | **H350776124** |
| **9** | 7 | M 12 | DIN | SESN-1 | 19 | 32 | 21.5 | 34 | 10 | 16 | **H350776126** |
| **10** | 8 | M 10 | DIN/ISO | SESN-1 | 19 | 32 | 21.5 | 34 | 10 | 16 | **H350389324** |
| **11** | 9 | M 14 | DIN | SESN-1 | 19 | 32 | 21.5 | 34 | 10 | 16 | **H350389325** |
| **7** | 5.5 | M 10 | DIN | SESN-2 | 31 | 50 | 35 | 60 | 15 | 29 | **H350389328** |
| **8** | 6.2 | M 8 | DIN | SESN-2 | 31 | 50 | 35 | 60 | 15 | 29 | **H350776151** |
| **8** | 6.2 | M 10 | DIN | SESN-2 | 31 | 50 | 35 | 60 | 15 | 29 | **H350776152** |
| **9** | 7 | M 12 | DIN | SESN-2 | 31 | 50 | 35 | 60 | 15 | 29 | **H350776154** |
| **10** | 8 | M 10 | DIN/ISO | SESN-2 | 31 | 50 | 35 | 60 | 15 | 29 | **H350389331** |
| **11** | 9 | M 14 | DIN | SESN-2 | 31 | 50 | 35 | 60 | 15 | 29 | **H350389332** |
| **12** | 9 | M 16 | DIN | SESN-2 | 31 | 50 | 35 | 60 | 15 | 29 | **H350389334** |
| **14** | 11 | M 18 | DIN | SESN-2 | 31 | 50 | 35 | 60 | 15 | 29 | **H350389336** |
| **16** | 12 | M 20 | DIN | SESN-2 | 31 | 50 | 35 | 60 | 15 | 29 | **H350389338** |
| **18** | 14.5 | M 22 | DIN | SESN-2 | 31 | 50 | 35 | 60 | 15 | 29 | **H350369406** |
| **18** | 14.5 | M 24 | DIN | SESN-2 | 31 | 50 | 35 | 60 | 15 | 29 | **H350704425** |
| **11** | 9 | M 14 | DIN | SESN-3 | 48 | 72 | 55.5 | 83 | 25 | 38 | **H350389340** |
| **12** | 9 | M 16 | DIN | SESN-3 | 48 | 72 | 55.5 | 83 | 25 | 38 | **H350389342** |
| **14** | 11 | M 18 | DIN | SESN-3 | 48 | 72 | 55.5 | 83 | 25 | 38 | **H350389344** |
| **16** | 12 | M 20 | DIN | SESN-3 | 48 | 72 | 55.5 | 83 | 25 | 38 | **H350389346** |
| **18** | 14.5 | M 22 | DIN | SESN-3 | 48 | 72 | 55.5 | 83 | 25 | 38 | **H350389349** |
| **18** | 14.5 | M 24 | DIN | SESN-3 | 48 | 72 | 55.5 | 83 | 25 | 38 | **H350607842** |
| **20** | 16 | M 27 | DIN | SESN-3 | 48 | 72 | 55.5 | 83 | 25 | 38 | **H350389350** |
| **22** | 18 | M 30 | DIN | SESN-3 | 48 | 72 | 55.5 | 83 | 25 | 38 | **H350389351** |
| **25** | 20 | M 33 | DIN/ISO | SESN-3 | 48 | 72 | 55.5 | 83 | 25 | 38 | **H350389353** |
| **25** | 20 | M 36 | DIN/ISO | SESN-3 | 48 | 72 | 55.5 | 83 | 25 | 38 | **H350607835** |
| **28** | 22 | M 36 | DIN | SESN-3 | 48 | 72 | 55.5 | 83 | 25 | 38 | **H350607833** |
| **3.15** | 2.5 | M 4 | ISO | SESN-0 | 13 | 23 | 19.5 | 29 | 8 | 13 | **H350389300** |
| **3.55** | 2.8 | M 4.5 | ISO | SESN-0 | 13 | 23 | 19.5 | 29 | 8 | 13 | **H350389302** |
| **4** | 3.15 | M 5 | ISO | SESN-0 | 13 | 23 | 19.5 | 29 | 8 | 13 | **H350389304** |

# H350

| ØD2 | a mm | ↔ | DIN/ISO | type | ØX | ØD | H | K | N | R | e-Code |
|---|---|---|---|---|---|---|---|---|---|---|---|
| **5** | 4 | M 5 | ISO | SESN-0 | 13 | 23 | 19.5 | 29 | 8 | 13 | **H350389306** |
| **6.3** | 5 | M 6 | ISO | SESN-0 | 13 | 23 | 19.5 | 29 | 8 | 13 | **H350776105** |
| **3.55** | 2.8 | M 3.5 | ISO | SESN-1 | 19 | 32 | 21.5 | 34 | 10 | 16 | **H350776113** |
| **3.55** | 2.8 | M 4.5 | ISO | SESN-1 | 19 | 32 | 21.5 | 34 | 10 | 16 | **H350389314** |
| **4** | 3.15 | M 4 | ISO | SESN-1 | 19 | 32 | 21.5 | 34 | 10 | 16 | **H350776115** |
| **4** | 3.15 | M 5 | ISO | SESN-1 | 19 | 32 | 21.5 | 34 | 10 | 16 | **H350389316** |
| **4.5** | 3.55 | M 4.5 | ISO | SESN-1 | 19 | 32 | 21.5 | 34 | 10 | 16 | **H350776116** |
| **4.5** | 3.55 | M 6 | ISO | SESN-1 | 19 | 32 | 21.5 | 34 | 10 | 16 | **H350776117** |
| **5** | 4 | M 5 | ISO | SESN-1 | 19 | 32 | 21.5 | 34 | 10 | 16 | **H350389318** |
| **5.6** | 4.5 | M 5 | ISO | SESN-1 | 19 | 32 | 21.5 | 34 | 10 | 16 | **H350776118** |
| **6.3** | 5 | M 6 | ISO | SESN-1 | 19 | 32 | 21.5 | 34 | 10 | 16 | **H350776121** |
| **6.3** | 5 | M 8 | ISO | SESN-1 | 19 | 32 | 21.5 | 34 | 10 | 16 | **H350389320** |
| **7.1** | 5.6 | M 7 | ISO | SESN-1 | 19 | 32 | 21.5 | 34 | 10 | 16 | **H350776122** |
| **8** | 6.3 | M 8 | ISO | SESN-1 | 19 | 32 | 21.5 | 34 | 10 | 16 | **H350389322** |
| **8** | 6.3 | M 11 | ISO | SESN-1 | 19 | 32 | 21.5 | 34 | 10 | 16 | **H350776130** |
| **9** | 7.1 | M 9 | ISO | SESN-1 | 19 | 32 | 21.5 | 34 | 10 | 16 | **H350776127** |
| **9** | 7.1 | M 12 | ISO | SESN-1 | 19 | 32 | 21.5 | 34 | 10 | 16 | **H350389323** |
| **11.2** | 9 | M 14 | ISO | SESN-1 | 19 | 32 | 21.5 | 34 | 10 | 16 | **H350776128** |
| **7.1** | 5.6 | M 7 | ISO | SESN-2 | 31 | 50 | 35 | 60 | 15 | 29 | **H350704419** |
| **8** | 6.3 | M 8 | ISO | SESN-2 | 31 | 50 | 35 | 60 | 15 | 29 | **H350389329** |
| **8** | 6.3 | M 10 | ISO | SESN-2 | 31 | 50 | 35 | 60 | 15 | 29 | **H350704420** |
| **8** | 6.3 | M 11 | ISO | SESN-2 | 31 | 50 | 35 | 60 | 15 | 29 | **H350704421** |
| **9** | 7.1 | M 9 | ISO | SESN-2 | 31 | 50 | 35 | 60 | 15 | 29 | **H350704422** |
| **9** | 7.1 | M 12 | ISO | SESN-2 | 31 | 50 | 35 | 60 | 15 | 29 | **H350389330** |
| **11.2** | 9 | M 14 | ISO | SESN-2 | 31 | 50 | 35 | 60 | 15 | 29 | **H350389333** |
| **12.5** | 10 | M 16 | ISO | SESN-2 | 31 | 50 | 35 | 60 | 15 | 29 | **H350389335** |
| **14** | 11.2 | M 18 | ISO | SESN-2 | 31 | 50 | 35 | 60 | 15 | 29 | **H350389337** |
| **14** | 11.2 | M 20 | ISO | SESN-2 | 31 | 50 | 35 | 60 | 15 | 29 | **H350704423** |
| **16** | 12.5 | M 22 | ISO | SESN-2 | 31 | 50 | 35 | 60 | 15 | 29 | **H350389339** |
| **18** | 14 | M 24 | ISO | SESN-2 | 31 | 50 | 35 | 60 | 15 | 29 | **H350704424** |
| **11.2** | 9 | M 14 | ISO | SESN-3 | 48 | 72 | 55.5 | 83 | 25 | 38 | **H350389341** |
| **12.5** | 10 | M 16 | ISO | SESN-3 | 48 | 72 | 55.5 | 83 | 25 | 38 | **H350389343** |
| **14** | 11.2 | M 18 | ISO | SESN-3 | 48 | 72 | 55.5 | 83 | 25 | 38 | **H350389345** |
| **14** | 11.2 | M 20 | ISO | SESN-3 | 48 | 72 | 55.5 | 83 | 25 | 38 | **H350607841** |
| **16** | 12.5 | M 22 | ISO | SESN-3 | 48 | 72 | 55.5 | 83 | 25 | 38 | **H350389347** |
| **18** | 14 | M 24 | ISO | SESN-3 | 48 | 72 | 55.5 | 83 | 25 | 38 | **H350389348** |
| **20** | 16 | M 30 | ISO | SESN-3 | 48 | 72 | 55.5 | 83 | 25 | 38 | **H350776211** |
| **22.4** | 18 | M 33 | ISO | SESN-3 | 48 | 72 | 55.5 | 83 | 25 | 38 | **H350389352** |
| **28** | 22.4 | M 42 | ISO | SESN-3 | 48 | 72 | 55.5 | 83 | 25 | 38 | **H350607834** |

# H750

- SESK Quick Change Tap Adaptor Extended Design with Safety Clutch and Tap Clamped by Grub Screw
- SESK Adaptateur à changement rapide avec sérrage à vis, et limiteur de couple
- SESK Schnellwechseleinsätze mit Sicherheitskupplung und Spannschraube zum Halten des Gewindebohrers
- SESK ADAPTADOR DE MACHOS DE CAMBIO RAPIDO CON EMBRAGUE DE SEGURIDAD Y FIJACION MANUAL
- SESK Snelwisselinzetstuk met slipkoppeling en spanschroef
- SESK SUPORTE LONGO DE MUDANÇA RÁPIDA C/ EMBREIAGEM E PARAFUSO DE FIXAÇHA

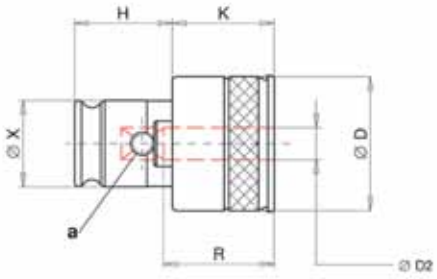

## H750

| ØD2 | a mm | ↔ | DIN/ISO | type | ØX | ØD | H | K | R | e-Code |
|---|---|---|---|---|---|---|---|---|---|---|
| **12** | 9 | M 16 | DIN | SESK-1 | 19 | 32 | 21.5 | 25 | 26.5 | **H750600264** |
| **20** | 16 | M 27 | DIN/ISO | SESK-2 | 31 | 50 | 35 | 31 | 32.5 | **H750600267** |
| **22** | 18 | M 30 | DIN | SESK-2 | 31 | 50 | 35 | 31 | 32.5 | **H750357150** |
| **32** | 24 | M 42 | DIN | SESK-3 | 48 | 72 | 55.5 | 41 | 41 | **H750600271** |
| **36** | 29 | M 48 | DIN | SESK-3 | 48 | 72 | 55.5 | 41 | 41 | **H750600272** |
| **12.5** | 10 | M 16 | ISO | SESK-1 | 19 | 32 | 21.5 | 25 | 26.5 | **H750600266** |
| **31.5** | 25 | M 45 | ISO | SESK-3 | 48 | 72 | 55.5 | 41 | 41 | **H750600274** |

# H850

- SER Reduction Adaptor
- SER Reduziereinsatz
- SER Verloopstuk
- SER Pinces fendues
- SER Reductor adaptador
- SER REDUTOR

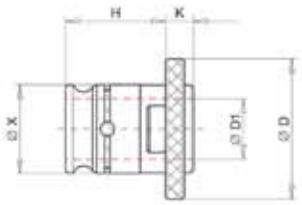

## H850

| chuck holder | adaptor holder | type | ØX | ØD | Ø D1 | K | H | e-Code |
|---|---|---|---|---|---|---|---|---|
| **1** | 0 | SER 1 - 0 | 19 | 30 | 13 | 4 | 21.5 | **H850600289** |
| **2** | 0 | SER 2 - 0 | 31 | 48 | 13 | 5 | 35 | **H850600293** |
| **2** | 1 | SER 2 - 1 | 31 | 48 | 19 | 5 | 35 | **H850600290** |
| **3** | 1 | SER 3 - 1 | 48 | 70 | 19 | 6 | 55.5 | **H850600294** |
| **3** | 2 | SER 3 - 2 | 48 | 70 | 31 | 6 | 55.5 | **H850600291** |

- Dormer Capto basic holders
  Centre bolt clamping
- Serrage de la vis centrale des mandrins Dormer Capto basiques avec clé dynamométrique
- Dormer Capto Basisfutter mit zentraler Dehnschraube
- Dormer Capto porta básico Perno central de sujeción
- Dormer Capto basishouders met centrale aantrekbout
- Adaptador Básico Dormer Capto com fixação central

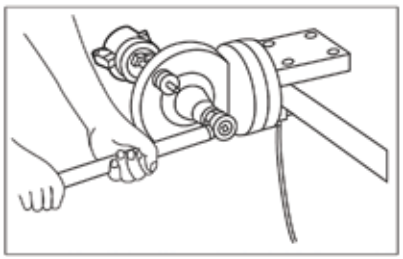

| Size | Torque ft-lbs | Torque Nm |
|---|---|---|
| **C4** | 37-44 | 50-60 |
| **C5** | 66-74 | 90-100 |
| **C6** | 118-133 | 160-180 |

- Extractor for HydroGrip Collets
- Extracteur pour pince HydroGrip
- Auszieher für HydroGrip Spannzangen
- Extractor de collares de HydroGrip
- Sleutel voor HydroGrip spantangen
- Extractor para pinças de fixação hidráulica

| size | tool code | e-code |
|---|---|---|
| 12 | 5680 061-01 | H743568108 |
| 20 | 5680 061-03 | H743568110 |
| 25 | 5680 061-04 | H743568111 |
| 32 | 5680 061-05 | H743568112 |

**F**


| | | | |
|---|---|---|---|
| F100 | 570 | F300 | 581 |
| F108 | 572 | F301 | 582 |
| F110 | 573 | F302 | 592 |
| F120 | 574 | F310 | 583 |
| F130 | 575 | F312 | 593 |
| F140 | 576 | F320 | 584 |
| F150 | 577 | F330 | 585 |
| F170 | 578 | F340 | 586 |
| F180 | 579 | F350 | 587 |
| F190 | 580 | F360 | 588 |
| F201 | 571 | F370 | 589 |
| F202 | 591 | F380 | 590 |
| F272 | 594 | F500 | 569 |

565 - 594

DORMER

| | F500 | F100 | F201 | F108 | F110 | F120 | F130 | F140 | F150 | F170 | F180 | F190 |
|---|---|---|---|---|---|---|---|---|---|---|---|---|
| | M | M | M | M | MF | UNC | UNF | BSW | BSF | G | NPT | PG |
| | | | | | | | | | | | | |
| | CS | HSS | HSS | HSCo | HSS | HSS | HSS | HSS | HSS | HSS | HSS | HSS |
| | | | | | | | | | | | | |
| | ISO 2568 | ISO 2568 | ISO 2568 | ISO 2568 | ISO 2568 | ISO 2568 | ISO 2568 | ISO 2568 | ISO 2568 | ISO 2568 | ISO 2568 | ISO 2568 |
| | | | | | | | | | | | | |
| | 6g | 6g | 6g | 6g | 6g | 2A | 2A | MEDIUM | MEDIUM | Class A | NORMAL | NORMAL |
| | 1,75xP | 1,75xP | 1,75xP | 2,25xP | 1,75xP | 1,75xP | 1,75xP | 1,75xP | 1,75xP | 1,75xP | 1,75xP | 1,75xP |
| | | | | | | | | | | | | |
| | | | | | | | | | | | | |
| | | | | | | | | | | | | |
| | | | | | | | | | | | | |
| | M3 - M24 | M2 - M42 | M3 - M20 | M2 - M20 | M4 - M40 | No.8 - 1" | No.10 - 1" | 1/8 - 1" | 3/16 - 1/2 | 1/8 - 2" | 1/8 - 1" | M7 - M36 |
| | | | | | | | | | | | | |
| | | | | | | | | | | | | |
| | **569** | **570** | **571** | **572** | **573** | **574** | **575** | **576** | **577** | **578** | **579** | **580** |
| 1.1 | ■8 | ■8 | ■8 | •8 | ■8 | ■8 | ■8 | ■8 | ■8 | ■8 | ■8 | ■8 |
| 1.2 | ■7 | ■7 | ■7 | •7 | ■7 | ■7 | ■7 | ■7 | ■7 | ■7 | ■7 | ■7 |
| 1.3 | ■6 | ■6 | ■6 | ■6 | ■6 | ■6 | ■6 | ■6 | ■6 | ■6 | ■6 | ■6 |
| 1.4 | •5 | •5 | •5 | ■5 | •5 | •5 | •5 | •5 | •5 | •5 | •5 | •5 |
| 1.5 | | | | •4 | | | | | | | | |
| 1.6 | | | | | | | | | | | | |
| 1.7 | | | | | | | | | | | | |
| 1.8 | | | | | | | | | | | | |
| 2.1 | •4 | •4 | •4 | ■4 | •4 | •4 | •4 | •4 | •4 | •4 | •4 | •4 |
| 2.2 | •2 | •2 | •2 | ■2 | •2 | •2 | •2 | •2 | •2 | •2 | •2 | •2 |
| 2.3 | | | | •1 | | | | | | | | |
| 2.4 | | | | | | | | | | | | |
| 3.1 | ■8 | ■8 | ■8 | ■8 | ■8 | ■8 | ■8 | ■8 | ■8 | ■8 | ■8 | ■8 |
| 3.2 | ■7 | ■7 | ■7 | ■7 | ■7 | ■7 | ■7 | ■7 | ■7 | ■7 | ■7 | ■7 |
| 3.3 | ■6 | ■6 | ■6 | ■6 | ■6 | ■6 | ■6 | ■6 | ■6 | ■6 | ■6 | ■6 |
| 3.4 | •5 | •5 | •5 | •5 | •5 | •5 | •5 | •5 | •5 | •5 | •5 | •5 |
| 4.1 | | | | •2 | | | | | | | | |
| 4.2 | | | | | | | | | | | | |
| 4.3 | •2 | •2 | •2 | •2 | •2 | •2 | •2 | •2 | •2 | •2 | •2 | •2 |
| 5.1 | •9 | •9 | •9 | •9 | •9 | •9 | •9 | •9 | •9 | •9 | •9 | •9 |
| 5.2 | •2 | •2 | •2 | •2 | •2 | •2 | •2 | •2 | •2 | •2 | •2 | •2 |
| 5.3 | •2 | •2 | •2 | •2 | •2 | •2 | •2 | •2 | •2 | •2 | •2 | •2 |
| 6.1 | •9 | •9 | •9 | •9 | •9 | •9 | •9 | •9 | •9 | •9 | •9 | •9 |
| 6.2 | •8 | •8 | •8 | •8 | •8 | •8 | •8 | •8 | •8 | •8 | •8 | •8 |
| 6.3 | •7 | •7 | •7 | •7 | •7 | •7 | •7 | •7 | •7 | •7 | •7 | •7 |
| 6.4 | | | | •2 | | | | | | | | |
| 7.1 | ■10 | ■10 | ■10 | ■10 | ■10 | ■10 | ■10 | ■10 | ■10 | ■10 | ■10 | ■10 |
| 7.2 | ■15 | ■15 | ■15 | ■15 | ■15 | ■15 | ■15 | ■15 | ■15 | ■15 | ■15 | ■15 |
| 7.3 | ■15 | ■15 | ■15 | ■15 | ■15 | ■15 | ■15 | ■15 | ■15 | ■15 | ■15 | ■15 |
| 7.4 | •10 | •10 | •10 | •10 | •10 | •10 | •10 | •10 | •10 | •10 | •10 | •10 |
| 8.1 | •15 | •15 | •15 | •15 | •15 | •15 | •15 | •15 | •15 | •15 | •15 | •15 |
| 8.2 | •10 | •10 | •10 | •10 | •10 | •10 | •10 | •10 | •10 | •10 | •10 | •10 |
| 8.3 | •5 | •5 | •5 | •5 | •5 | •5 | •5 | •5 | •5 | •5 | •5 | •5 |
| 9.1 | | | | | | | | | | | | |
| 10.1 | | | | | | | | | | | | |

| | F300 | F301 | F310 | F320 | F330 | F340 | F350 | F360 | F370 | F380 |
|---|---|---|---|---|---|---|---|---|---|---|
| | M | M | MF | UNC | UNF | BSW | BSF | BA | G | Rc |
| | | | | | | | | | | |
| | HSS | HSS | HSS | HSS | HSS | HSS | HSS | HSS | HSS | HSS |
| | BS 1127: 1950 | BS 1127: 1950 | BS 1127: 1950 | BS 1127: 1950 | BS 1127: 1950 | BS 1127: 1950 | BS 1127: 1950 | BS 1127: 1950 | BS 1127: 1950 | BS 1127: 1950 |
| | 1,75xP | 1,75xP | 1,75xP | 1,75xP | 1,75xP | 1,75xP | 1,75xP | 1,75xP | 1,75xP | 1,75xP |
| | M1.6 - M36 | M3 - M20 | M3 - M30 | No.2 - 1.1/4 | No.0 - 1.1/2 | 1/8 - 1.1/4 | 3/16 - 1“ | No.12 - No.0 | 1/8 - 1.1/2 | 1/8 - 1“ |
| | **581** | **582** | **583** | **584** | **585** | **586** | **587** | **588** | **589** | **590** |
| 1.1 | ■8 | ■8 | ■8 | ■8 | ■8 | ■8 | ■8 | ■8 | ■8 | ■8 |
| 1.2 | ■7 | ■7 | ■7 | ■7 | ■7 | ■7 | ■7 | ■7 | ■7 | ■7 |
| 1.3 | ■6 | ■6 | ■6 | ■6 | ■6 | ■6 | ■6 | ■6 | ■6 | ■6 |
| 1.4 | •5 | •5 | •5 | •5 | •5 | •5 | •5 | •5 | •5 | •5 |
| 1.5 | | | | | | | | | | |
| 1.6 | | | | | | | | | | |
| 1.7 | | | | | | | | | | |
| 1.8 | | | | | | | | | | |
| 2.1 | •4 | •4 | •4 | •4 | •4 | •4 | •4 | •4 | •4 | •4 |
| 2.2 | •2 | •2 | •2 | •2 | •2 | •2 | •2 | •2 | •2 | •2 |
| 2.3 | | | | | | | | | | |
| 2.4 | | | | | | | | | | |
| 3.1 | ■8 | ■8 | ■8 | ■8 | ■8 | ■8 | ■8 | ■8 | ■8 | ■8 |
| 3.2 | ■7 | ■7 | ■7 | ■7 | ■7 | ■7 | ■7 | ■7 | ■7 | ■7 |
| 3.3 | ■6 | ■6 | ■6 | ■6 | ■6 | ■6 | ■6 | ■6 | ■6 | ■6 |
| 3.4 | •5 | •5 | •5 | •5 | •5 | •5 | •5 | •5 | •5 | •5 |
| 4.1 | | | | | | | | | | |
| 4.2 | | | | | | | | | | |
| 4.3 | •2 | •2 | •2 | •2 | •2 | •2 | •2 | •2 | •2 | •2 |
| 5.1 | •9 | •9 | •9 | •9 | •9 | •9 | •9 | •9 | •9 | •9 |
| 5.2 | •2 | •2 | •2 | •2 | •2 | •2 | •2 | •2 | •2 | •2 |
| 5.3 | •2 | •2 | •2 | •2 | •2 | •2 | •2 | •2 | •2 | •2 |
| 6.1 | •9 | •9 | •9 | •9 | •9 | •9 | •9 | •9 | •9 | •9 |
| 6.2 | •8 | •8 | •8 | •8 | •8 | •8 | •8 | •8 | •8 | •8 |
| 6.3 | •7 | •7 | •7 | •7 | •7 | •7 | •7 | •7 | •7 | •7 |
| 6.4 | | | | | | | | | | |
| 7.1 | ■10 | ■10 | ■10 | ■10 | ■10 | ■10 | ■10 | ■10 | ■10 | ■10 |
| 7.2 | ■15 | ■15 | ■15 | ■15 | ■15 | ■15 | ■15 | ■15 | ■15 | ■15 |
| 7.3 | ■15 | ■15 | ■15 | ■15 | ■15 | ■15 | ■15 | ■15 | ■15 | ■15 |
| 7.4 | •10 | •10 | •10 | •10 | •10 | •10 | •10 | •10 | •10 | •10 |
| 8.1 | •15 | •15 | •15 | •15 | •15 | •15 | •15 | •15 | •15 | •15 |
| 8.2 | •10 | •10 | •10 | •10 | •10 | •10 | •10 | •10 | •10 | •10 |
| 8.3 | •5 | •5 | •5 | •5 | •5 | •5 | •5 | •5 | •5 | •5 |
| 9.1 | | | | | | | | | | |
| 10.1 | | | | | | | | | | |

DORMER

| | F202 | F302 | F312 | F272 |
|---|---|---|---|---|
| | M | M | MF | G |
| | | | | |
| | HSS | HSS | HSS | HSS |
| | | | | |
| | DIN 382 | BS 1127: 1950 | BS 1127: 1950 | DIN 382 |
| | | | | |
| | 6g | 6g | 6g | Class A |
| | 1,75xP | 1,75xP | 1,75xP | 1,75xP |
| | | | | |
| | | | | |
| | | | | |
| | | | | |
| | M3 - M36 | M3 - M36 | M8 - M24 | 1/8 - 1.1/2 |
| | | | | |
| | | | | |
| | **591** | **592** | **593** | **594** |
| 1.1 | ■8 | ■8 | ■8 | ■8 |
| 1.2 | ■7 | ■7 | ■7 | ■7 |
| 1.3 | ■6 | ■6 | ■6 | ■6 |
| 1.4 | ●5 | ●5 | ●5 | ●5 |
| 1.5 | | | | |
| 1.6 | | | | |
| 1.7 | | | | |
| 1.8 | | | | |
| 2.1 | ●4 | ●4 | ●4 | ●4 |
| 2.2 | ●2 | ●2 | ●2 | ●2 |
| 2.3 | | | | |
| 2.4 | | | | |
| 3.1 | ■8 | ■8 | ■8 | ■8 |
| 3.2 | ■7 | ■7 | ■7 | ■7 |
| 3.3 | ■6 | ■6 | ■6 | ■6 |
| 3.4 | ●5 | ●5 | ●5 | ●5 |
| 4.1 | | | | |
| 4.2 | | | | |
| 4.3 | ●2 | ●2 | ●2 | ●2 |
| 5.1 | ●9 | ●9 | ●9 | ●9 |
| 5.2 | ●2 | ●2 | ●2 | ●2 |
| 5.3 | ●2 | ●2 | ●2 | ●2 |
| 6.1 | ●9 | ●9 | ●9 | ●9 |
| 6.2 | ●8 | ●8 | ●8 | ●8 |
| 6.3 | ●7 | ●7 | ●7 | ●7 |
| 6.4 | | | | |
| 7.1 | ■10 | ■10 | ■10 | ■10 |
| 7.2 | ■15 | ■15 | ■15 | ■15 |
| 7.3 | ■15 | ■15 | ■15 | ■15 |
| 7.4 | ●10 | ●10 | ●10 | ●10 |
| 8.1 | ●15 | ●15 | ●15 | ●15 |
| 8.2 | ●10 | ●10 | ●10 | ●10 |
| 8.3 | ●5 | ●5 | ●5 | ●5 |
| 9.1 | | | | |
| 10.1 | | | | |

# F500

- Gun Nosed Die
- Schneideisen, Schälanschnitt
- Snijplaten
- Filières
- Terrajas de roscar
- Caçonete

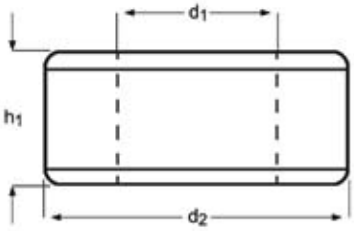




## F500

■ 1.1 1.2 1.3 3.1 3.2 3.3 7.1 7.2 7.3

● 1.4 2.1 2.2 3.4 4.3 5.1 5.2 5.3 6.1 6.2 6.3 7.4 8.1 8.2 8.3

| M | P mm | $d_2$ Ø mm | $h_1$ mm | e-Code |
|---|---|---|---|---|
| **3** | 0.50 | 20 | 5 | **F500M3** |
| **4** | 0.70 | 20 | 5 | **F500M4** |
| **5** | 0.80 | 20 | 7 | **F500M5** |
| **6** | 1.00 | 20 | 7 | **F500M6** |
| **8** | 1.25 | 25 | 9 | **F500M8** |
| **10** | 1.50 | 30 | 11 | **F500M10** |

| M | P mm | $d_2$ Ø mm | $h_1$ mm | e-Code |
|---|---|---|---|---|
| **12** | 1.75 | 38 | 14 | **F500M12** |
| **14** | 2.00 | 38 | 14 | **F500M14** |
| **16** | 2.00 | 45 | 18 | **F500M16** |
| **18** | 2.50 | 45 | 18 | **F500M18** |
| **20** | 2.50 | 45 | 18 | **F500M20** |
| **24** | 3.00 | 55 | 22 | **F500M24** |

# F100

- Gun Nosed Die
- Schneideisen, Schälanschnitt
- Snijplaten
- Filières
- Terrajas de roscar
- Caçonete

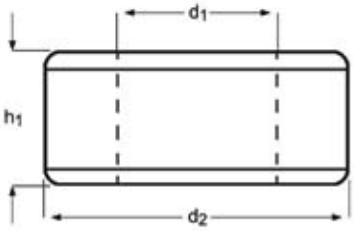




L120
397

## F100

M | HSS | ISO 2568 | 6g | 1,75xP

■ 1.1 1.2 1.3 3.1 3.2 3.3 7.1 7.2 7.3

● 1.4 2.1 2.2 3.4 4.3 5.1 5.2 5.3 6.1 6.2 6.3 7.4 8.1 8.2 8.3

| M | P mm | $d_2$ Ø mm | $h_1$ mm | e-Code |
|---|---|---|---|---|
| **2** | 0.40 | 16 | 5 | **F100M2** [1] |
| **2.5** | 0.45 | 16 | 5 | **F100M2.5** [1] |
| **2.6** | 0.45 | 16 | 5 | **F100M2.6** [1] |
| **3** | 0.50 | 20 | 5 | **F100M3** |
| **3.5** | 0.60 | 20 | 5 | **F100M3.5** |
| **4** | 0.70 | 20 | 5 | **F100M4** |
| **4.5** | 0.75 | 20 | 7 | **F100M4.5** |
| **5** | 0.80 | 20 | 7 | **F100M5** |
| **6** | 1.00 | 20 | 7 | **F100M6** |
| **7** | 1.00 | 25 | 9 | **F100M7** |
| **8** | 1.25 | 25 | 9 | **F100M8** |
| **9** | 1.25 | 25 | 9 | **F100M9** |
| **10** | 1.50 | 30 | 11 | **F100M10** |
| **11** | 1.50 | 30 | 11 | **F100M11** |

| M | P mm | $d_2$ Ø mm | $h_1$ mm | e-Code |
|---|---|---|---|---|
| **12** | 1.75 | 38 | 14 | **F100M12** |
| **14** | 2.00 | 38 | 14 | **F100M14** |
| **16** | 2.00 | 45 | 18 | **F100M16** |
| **18** | 2.50 | 45 | 18 | **F100M18** |
| **20** | 2.50 | 45 | 18 | **F100M20** |
| **22** | 2.50 | 55 | 22 | **F100M22** |
| **24** | 3.00 | 55 | 22 | **F100M24** |
| **27** | 3.00 | 65 | 25 | **F100M27** |
| **30** | 3.50 | 65 | 25 | **F100M30** |
| **33** | 3.50 | 65 | 25 | **F100M33** |
| **36** | 4.00 | 65 | 25 | **F100M36** |
| **39** | 4.00 | 75 | 30 | **F100M39** |
| **42** | 4.50 | 75 | 30 | **F100M42** |

[1] Without gun-nose / ohne Schälanschnitt / zonder schilaansnijding / Sans entrée gun / Sin entrada en hélice / Sem entrada

# F201

- Gun Nosed Die
- Schneideisen, Schälanschnitt
- Snijplaten
- Filières
- Terrajas de roscar
- Caçonete

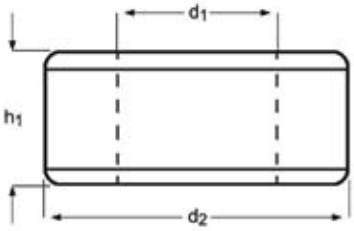




## F201

■ 1.1 1.2 1.3 3.1 3.2 3.3 7.1 7.2 7.3

● 1.4 2.1 2.2 3.4 4.3 5.1 5.2 5.3 6.1 6.2 6.3 7.4 8.1 8.2 8.3

| M | P mm | $d_2$ Ø mm | $h_1$ mm | e-Code |
|---|---|---|---|---|
| **3** | 0.50 | 20 | 5 | **F201M3** |
| **4** | 0.70 | 20 | 5 | **F201M4** |
| **5** | 0.80 | 20 | 7 | **F201M5** |
| **6** | 1.00 | 20 | 7 | **F201M6** |
| **8** | 1.25 | 25 | 9 | **F201M8** |
| **10** | 1.50 | 30 | 11 | **F201M10** |

| M | P mm | $d_2$ Ø mm | $h_1$ mm | e-Code |
|---|---|---|---|---|
| **12** | 1.75 | 38 | 14 | **F201M12** |
| **14** | 2.00 | 38 | 14 | **F201M14** |
| **16** | 2.00 | 45 | 14 | **F201M16** |
| **18** | 2.50 | 45 | 18 | **F201M18** |
| **20** | 2.50 | 45 | 18 | **F201M20** |

# F108

- Gun Nosed Die
- Schneideisen, Schälanschnitt
- Snijplaten
- Filières
- Terrajas de roscar
- Caçonete

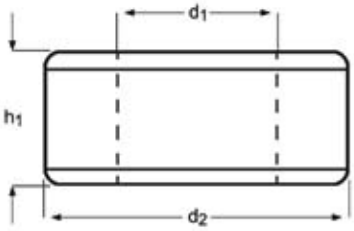




## F108

M | HSCo | ISO 2568 | 6g | 2,25xP

■ 1.3 1.4 2.1 2.2 3.1 3.2 3.3 7.1 7.2 7.3

● 1.1 1.2 1.5 2.3 3.4 4.1 4.3 5.1 5.2 5.3 6.1 6.2 6.3 6.4 7.4 8.1 8.2 8.3

| M | P mm | $d_2$ Ø mm | $h_1$ mm | e-Code |
|---|---|---|---|---|
| **2** | 0.40 | 16 | 5 | **F108M2** [1] |
| **2.5** | 0.45 | 16 | 5 | **F108M2.5** [1] |
| **3** | 0.50 | 20 | 5 | **F108M3** |
| **3.5** | 0.60 | 20 | 5 | **F108M3.5** |
| **4** | 0.70 | 20 | 5 | **F108M4** |
| **5** | 0.80 | 20 | 7 | **F108M5** |
| **6** | 1.00 | 20 | 7 | **F108M6** |
| **7** | 1.00 | 25 | 9 | **F108M7** |

| M | P mm | $d_2$ Ø mm | $h_1$ mm | e-Code |
|---|---|---|---|---|
| **8** | 1.25 | 25 | 9 | **F108M8** |
| **9** | 1.25 | 25 | 9 | **F108M9** |
| **10** | 1.50 | 30 | 11 | **F108M10** |
| **12** | 1.75 | 38 | 14 | **F108M12** |
| **14** | 2.00 | 38 | 14 | **F108M14** |
| **16** | 2.00 | 45 | 18 | **F108M16** |
| **18** | 2.50 | 45 | 18 | **F108M18** |
| **20** | 2.50 | 45 | 18 | **F108M20** |

[1] Without gun-nose / ohne Schälanschnitt / zonder schilaansnijding / Sans entrée gun / Sin entrada en hélice / Sem entrada

# F110

- Gun Nosed Die
- Schneideisen, Schälanschnitt
- Snijplaten
- Filières
- Terrajas de roscar
- Caçonete

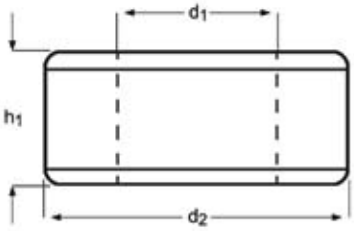




## F110

■ 1.1 1.2 1.3 3.1 3.2 3.3 7.1 7.2 7.3

● 1.4 2.1 2.2 3.4 4.3 5.1 5.2 5.3 6.1 6.2 6.3 7.4 8.1 8.2 8.3

| MF | P mm | $d_2$ Ø mm | $h_1$ mm | e-Code |
|---|---|---|---|---|
| **4** | 0.50 | 20 | 5 | **F110M4X.5** |
| **5** | 0.50 | 20 | 5 | **F110M5X.5** |
| **6** | 0.75 | 20 | 7 | **F110M6X.75** |
| **7** | 0.75 | 25 | 9 | **F110M7X.75** |
| **8** | 0.75 | 25 | 9 | **F110M8X.75** |
| **8** | 1.00 | 25 | 9 | **F110M8X1.0** |
| **9** | 1.00 | 25 | 9 | **F110M9X1.0** |
| **10** | 0.75 | 30 | 11 | **F110M10X.75** |
| **10** | 1.00 | 30 | 11 | **F110M10X1.0** |
| **10** | 1.25 | 30 | 11 | **F110M10X1.25** |
| **11** | 1.00 | 30 | 11 | **F110M11X1.0** |
| **12** | 1.00 | 38 | 10 | **F110M12X1.0** |
| **12** | 1.25 | 38 | 10 | **F110M12X1.25** |
| **12** | 1.50 | 38 | 10 | **F110M12X1.5** |
| **13** | 1.00 | 38 | 10 | **F110M13X1.0** |
| **14** | 1.00 | 38 | 10 | **F110M14X1.0** |
| **14** | 1.25 | 38 | 10 | **F110M14X1.25** |
| **14** | 1.50 | 38 | 10 | **F110M14X1.5** |
| **15** | 1.00 | 38 | 10 | **F110M15X1.0** |
| **15** | 1.50 | 38 | 10 | **F110M15X1.5** |
| **16** | 1.00 | 45 | 14 | **F110M16X1.0** |
| **16** | 1.50 | 45 | 14 | **F110M16X1.5** |

| MF | P mm | $d_2$ Ø mm | $h_1$ mm | e-Code |
|---|---|---|---|---|
| **18** | 1.00 | 45 | 14 | **F110M18X1.0** |
| **18** | 1.50 | 45 | 14 | **F110M18X1.5** |
| **20** | 1.00 | 45 | 14 | **F110M20X1.0** |
| **20** | 1.50 | 45 | 14 | **F110M20X1.5** |
| **22** | 1.00 | 55 | 16 | **F110M22X1.0** |
| **22** | 1.50 | 55 | 16 | **F110M22X1.5** |
| **24** | 1.00 | 55 | 16 | **F110M24X1.0** |
| **24** | 1.50 | 55 | 16 | **F110M24X1.5** |
| **24** | 2.00 | 55 | 16 | **F110M24X2.0** |
| **25** | 1.50 | 55 | 16 | **F110M25X1.5** |
| **26** | 1.50 | 55 | 16 | **F110M26X1.5** |
| **27** | 1.50 | 65 | 18 | **F110M27X1.5** |
| **27** | 2.00 | 65 | 18 | **F110M27X2.0** |
| **28** | 1.50 | 65 | 18 | **F110M28X1.5** |
| **30** | 1.50 | 65 | 18 | **F110M30X1.5** |
| **32** | 1.50 | 65 | 18 | **F110M32X1.5** |
| **35** | 1.50 | 65 | 18 | **F110M35X1.5** |
| **36** | 1.50 | 65 | 18 | **F110M36X1.5** |
| **40** | 1.50 | 75 | 20 | **F110M40X1.5** |

# F120

- Gun Nosed Die
- Schneideisen, Schälanschnitt
- Snijplaten
- Filières
- Terrajas de roscar
- Caçonete

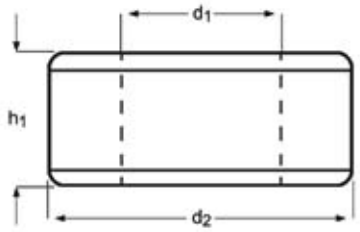




## F120

UNC | HSS | ISO 2568 | 2A | 1,75xP

■ 1.1 1.2 1.3 3.1 3.2 3.3 7.1 7.2 7.3

● 1.4 2.1 2.2 3.4 4.3 5.1 5.2 5.3 6.1 6.2 6.3 7.4 8.1 8.2 8.3

| UNC | TPI | $d_1$ nom mm | $d_2$ Ø mm | $h_1$ mm | e-Code |
|---|---|---|---|---|---|
| **8** | 32 | 4.17 | 20 | 7 | **F1208-32** |
| **10** | 24 | 4.83 | 20 | 7 | **F12010-24** |
| **1/4** | 20 | 6.35 | 20 | 7 | **F1201/4** |
| **5/16** | 18 | 7.94 | 25 | 9 | **F1205/16** |
| **3/8** | 16 | 9.53 | 30 | 11 | **F1203/8** |
| **7/16** | 14 | 11.11 | 30 | 11 | **F1207/16** |

| UNC | TPI | $d_1$ nom mm | $d_2$ Ø mm | $h_1$ mm | e-Code |
|---|---|---|---|---|---|
| **1/2** | 13 | 12.70 | 38 | 14 | **F1201/2** |
| **9/16** | 12 | 14.29 | 38 | 14 | **F1209/16** |
| **5/8** | 11 | 15.88 | 45 | 18 | **F1205/8** |
| **3/4** | 10 | 19.05 | 45 | 18 | **F1203/4** |
| **7/8** | 9 | 22.23 | 55 | 22 | **F1207/8** |
| **1“** | 8 | 25.40 | 55 | 22 | **F1201** |

# F130

- Gun Nosed Die
- Schneideisen, Schälanschnitt
- Snijplaten
- Filières
- Terrajas de roscar
- Caçonete

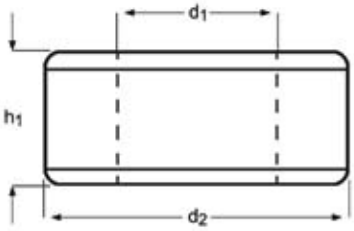




## F130

UNF | HSS | ISO 2568 | 2A | 1,75xP

■ 1.1 1.2 1.3 3.1 3.2 3.3 7.1 7.2 7.3

● 1.4 2.1 2.2 3.4 4.3 5.1 5.2 5.3 6.1 6.2 6.3 7.4 8.1 8.2 8.3

| UNF | TPI | $d_1$ nom mm | $d_2$ Ø mm | $h_1$ mm | e-Code |
|---|---|---|---|---|---|
| **10** | 32 | 4.83 | 20 | 7 | **F13010-32** |
| **1/4** | 28 | 6.35 | 20 | 7 | **F1301/4** |
| **5/16** | 24 | 7.94 | 25 | 9 | **F1305/16** |
| **3/8** | 24 | 9.53 | 30 | 11 | **F1303/8** |
| **7/16** | 20 | 11.11 | 30 | 11 | **F1307/16** |
| **1/2** | 20 | 12.70 | 38 | 10 | **F1301/2** |

| UNF | TPI | $d_1$ nom mm | $d_2$ Ø mm | $h_1$ mm | e-Code |
|---|---|---|---|---|---|
| **9/16** | 18 | 14.29 | 38 | 10 | **F1309/16** |
| **5/8** | 18 | 15.88 | 45 | 14 | **F1305/8** |
| **3/4** | 16 | 19.05 | 45 | 14 | **F1303/4** |
| **7/8** | 14 | 22.23 | 55 | 16 | **F1307/8** |
| **1“** | 12 | 25.40 | 55 | 16 | **F1301** |

# F140

- Gun Nosed Die
- Schneideisen, Schälanschnitt
- Snijplaten
- Filières
- Terrajas de roscar
- Caçonete

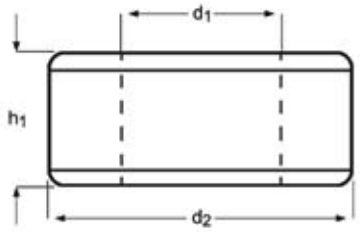




## F140

BSW | HSS | ISO 2568 | MEDIUM | 1,75xP

■ 1.1 1.2 1.3 3.1 3.2 3.3 7.1 7.2 7.3

● 1.4 2.1 2.2 3.4 4.3 5.1 5.2 5.3 6.1 6.2 6.3 7.4 8.1 8.2 8.3

| BSW | TPI | $d_1$ nom mm | $d_2$ Ø mm | $h_1$ mm | e-Code |
|---|---|---|---|---|---|
| **1/8** | 40 | 3.17 | 20 | 5 | **F1401/8** |
| **3/16** | 24 | 4.76 | 20 | 7 | **F1403/16** |
| **1/4** | 20 | 6.35 | 20 | 7 | **F1401/4** |
| **5/16** | 18 | 7.94 | 25 | 9 | **F1405/16** |
| **3/8** | 16 | 9.53 | 30 | 11 | **F1403/8** |
| **7/16** | 14 | 11.11 | 30 | 11 | **F1407/16** |

| BSW | TPI | $d_1$ nom mm | $d_2$ Ø mm | $h_1$ mm | e-Code |
|---|---|---|---|---|---|
| **1/2** | 12 | 12.70 | 38 | 14 | **F1401/2** |
| **5/8** | 11 | 15.88 | 45 | 18 | **F1405/8** |
| **3/4** | 10 | 19.05 | 45 | 18 | **F1403/4** |
| **7/8** | 9 | 22.23 | 55 | 22 | **F1407/8** |
| **1“** | 8 | 25.40 | 55 | 22 | **F1401** |

# F150

- Gun Nosed Die
- Schneideisen, Schälanschnitt
- Snijplaten
- Filières
- Terrajas de roscar
- Caçonete

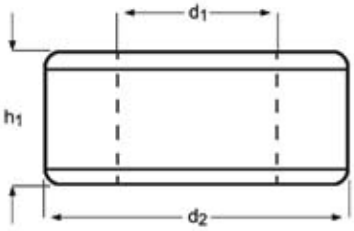




## F150

BSF | HSS | ISO 2568 | MEDIUM | 1,75xP

■ 1.1 1.2 1.3 3.1 3.2 3.3 7.1 7.2 7.3

● 1.4 2.1 2.2 3.4 4.3 5.1 5.2 5.3 6.1 6.2 6.3 7.4 8.1 8.2 8.3

| BSF | TPI | $d_1$ nom mm | $d_2$ Ø mm | $h_1$ mm | e-Code |
|---|---|---|---|---|---|
| **3/16** | 32 | 4.76 | 20 | 7 | **F1503/16** |
| **1/4** | 26 | 6.35 | 25 | 9 | **F1501/4** |
| **5/16** | 22 | 7.94 | 25 | 9 | **F1505/16** |
| **3/8** | 20 | 9.53 | 30 | 11 | **F1503/8** |

| BSF | TPI | $d_1$ nom mm | $d_2$ Ø mm | $h_1$ mm | e-Code |
|---|---|---|---|---|---|
| **7/16** | 18 | 11.11 | 30 | 11 | **F1507/16** |
| **1/2** | 16 | 12.70 | 38 | 10 | **F1501/2** |

# F170

- Gun Nosed Die
- Schneideisen, Schälanschnitt
- Snijplaten
- Filières
- Terrajas de roscar
- Caçonete

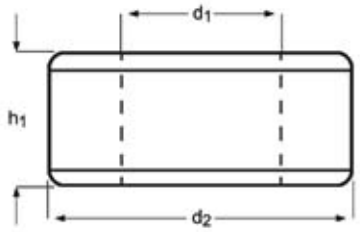




## F170

G | HSS | ISO 2568 | Class A | 1,75xP

■ 1.1 1.2 1.3 3.1 3.2 3.3 7.1 7.2 7.3

● 1.4 2.1 2.2 3.4 4.3 5.1 5.2 5.3 6.1 6.2 6.3 7.4 8.1 8.2 8.3

| G(BSP) | TPI | $d_1$ nom mm | $d_2$ Ø mm | $h_1$ mm | e-Code |
|---|---|---|---|---|---|
| **1/8** | 28 | 9.73 | 30 | 11 | **F1701/8** |
| **1/4** | 19 | 13.16 | 38 | 10 | **F1701/4** |
| **3/8** | 19 | 16.66 | 45 | 14 | **F1703/8** |
| **1/2** | 14 | 20.96 | 45 | 14 | **F1701/2** |
| **5/8** | 14 | 22.91 | 55 | 16 | **F1705/8** |
| **3/4** | 14 | 26.44 | 55 | 16 | **F1703/4** |

| G(BSP) | TPI | $d_1$ nom mm | $d_2$ Ø mm | $h_1$ mm | e-Code |
|---|---|---|---|---|---|
| **7/8** | 14 | 30.20 | 65 | 18 | **F1707/8** |
| **1“** | 11 | 33.25 | 65 | 18 | **F1701** |
| **1.1/8** | 11 | 37.89 | 75 | 20 | **F1701.1/8** |
| **1.1/4** | 11 | 41.91 | 75 | 20 | **F1701.1/4** |
| **1.1/2** | 11 | 47.80 | 90 | 22 | **F1701.1/2** |
| **2“** | 11 | 59..61 | 105 | 22 | **F1702** |

# F180

- Gun Nosed Die
- Schneideisen, Schälanschnitt
- Snijplaten
- Filières
- Terrajas de roscar
- Caçonete

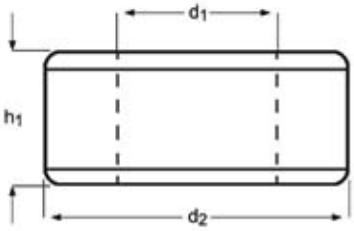




## F180

NPT | HSS | ISO 2568 | NORMAL | 1,75xP

■ 1.1 1.2 1.3 3.1 3.2 3.3 7.1 7.2 7.3

● 1.4 2.1 2.2 3.4 4.3 5.1 5.2 5.3 6.1 6.2 6.3 7.4 8.1 8.2 8.3

| NPT | TPI | $d_1$ nom mm | $d_2$ Ø mm | $h_1$ mm | e-Code |
|---|---|---|---|---|---|
| **1/8** | 27 | 9.49 | 30 | 11 | **F1801/8** |
| **1/4** | 18 | 12.49 | 38 | 14 | **F1801/4** |
| **3/8** | 18 | 15.93 | 45 | 14 | **F1803/8** |
| **1/2** | 14 | 19.77 | 45 | 18 | **F1801/2** |

| NPT | TPI | $d_1$ nom mm | $d_2$ Ø mm | $h_1$ mm | e-Code |
|---|---|---|---|---|---|
| **3/4** | 14 | 25.12 | 55 | 22 | **F1803/4** |
| **1“** | 11.5 | 31.46 | 65 | 25 | **F1801** |

# F190

- Gun Nosed Die
- Schneideisen, Schälanschnitt
- Snijplaten
- Filières
- Terrajas de roscar
- Caçonete

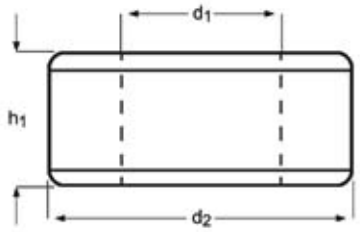




## F190

■ 1.1 1.2 1.3 3.1 3.2 3.3 7.1 7.2 7.3

● 1.4 2.1 2.2 3.4 4.3 5.1 5.2 5.3 6.1 6.2 6.3 7.4 8.1 8.2 8.3

| PG | TPI | $d_1$ nom mm | $d_2$ Ø mm | $h_1$ mm | e-Code |
|---|---|---|---|---|---|
| **7** | 20 | 12.5 | 38 | 10 | **F190PG7** |
| **9** | 18 | 15.2 | 38 | 10 | **F190PG9** |
| **11** | 18 | 18.6 | 45 | 14 | **F190PG11** |
| **13.5** | 18 | 20.4 | 45 | 14 | **F190PG13.5** |

| PG | TPI | $d_1$ nom mm | $d_2$ Ø mm | $h_1$ mm | e-Code |
|---|---|---|---|---|---|
| **16** | 18 | 22.5 | 55 | 16 | **F190PG16** |
| **21** | 16 | 28.3 | 65 | 18 | **F190PG21** |
| **29** | 16 | 37.0 | 65 | 18 | **F190PG29** |
| **36** | 16 | 47.0 | 90 | 22 | **F190PG36** |

# F300

- Adjustable Dies
- Schneideisen, einstellbar
- Verstelbare snijplaten
- Filières extensibles
- Terraja tipo ajustable
- Caçonete Ajustável

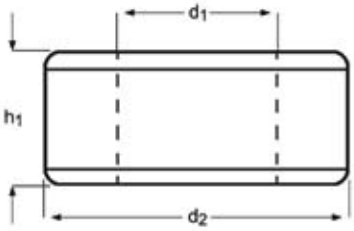




L120
397

## F300

M | HSS | BS 1127: 1950 | 1,75xP

■ 1.1 1.2 1.3 3.1 3.2 3.3 7.1 7.2 7.3

● 1.4 2.1 2.2 3.4 4.3 5.1 5.2 5.3 6.1 6.2 6.3 7.4 8.1 8.2 8.3

| M | P mm | $d_2$ Ø Inch | h1 Inch | e-Code |
|---|---|---|---|---|
| 2 | 0.40 | 13/16 | 1/4 | F300M2X13/16 |
| 2.5 | 0.45 | 13/16 | 1/4 | F300M2.5X13/16 |
| 3 | 0.50 | 13/16 | 1/4 | F300M3X13/16 |
| 3.5 | 0.60 | 13/16 | 1/4 | F300M3.5X13/16 |
| 4 | 0.70 | 13/16 | 1/4 | F300M4X13/16 |
| 5 | 0.80 | 13/16 | 1/4 | F300M5X13/16 |
| 5 | 0.80 | 1“ | 3/8 | F300M5X1 |
| 6 | 1.00 | 13/16 | 1/4 | F300M6X13/16 |
| 6 | 1.00 | 1“ | 3/8 | F300M6X1 |
| 6 | 1.00 | 1.5/16 | 7/16 | F300M6X1.5/16 |
| 7 | 1.00 | 13/16 | 1/4 | F300M7X13/16 |
| 7 | 1.00 | 1“ | 3/8 | F300M7X1 |
| 8 | 1.25 | 1“ | 3/8 | F300M8X1 |
| 8 | 1.25 | 1.5/16 | 7/16 | F300M8X1.5/16 |
| 9 | 1.25 | 1“ | 3/8 | F300M9X1 |
| 9 | 1.25 | 1.5/16 | 7/16 | F300M9X1.5/16 |
| 10 | 1.50 | 1“ | 3/8 | F300M10X1 |
| 10 | 1.50 | 1.5/16 | 7/16 | F300M10X1.5/16 |

| M | P mm | $d_2$ Ø Inch | h1 Inch | e-Code |
|---|---|---|---|---|
| 10 | 1.50 | 1.1/2 | 1/2 | F300M10X1.1/2 |
| 11 | 1.50 | 1.5/16 | 7/16 | F300M11X1.5/16 |
| 12 | 1.75 | 1.5/16 | 7/16 | F300M12X1.5/16 |
| 12 | 1.75 | 1.1/2 | 1/2 | F300M12X1.1/2 |
| 14 | 2.00 | 1.5/16 | 7/16 | F300M14X1.5/16 |
| 14 | 2.00 | 1.1/2 | 1/2 | F300M14X1.1/2 |
| 16 | 2.00 | 1.1/2 | 1/2 | F300M16X1.1/2 |
| 16 | 2.00 | 2“ | 5/8 | F300M16X2 |
| 18 | 2.50 | 1.1/2 | 1/2 | F300M18X1.1/2 |
| 18 | 2.50 | 2“ | 5/8 | F300M18X2 |
| 20 | 2.50 | 1.1/2 | 1/2 | F300M20X1.1/2 |
| 20 | 2.50 | 2“ | 5/8 | F300M20X2 |
| 22 | 2.50 | 2“ | 5/8 | F300M22X2 |
| 24 | 3.00 | 2“ | 5/8 | F300M24X2 |
| 27 | 3.00 | 3“ | 7/8 | F300M27X3 |
| 30 | 3.50 | 3“ | 7/8 | F300M30X3 |
| 36 | 4.00 | 3“ | 7/8 | F300M36X3 |

# F301

- Adjustable Dies
- Schneideisen, einstellbar
- Verstelbare snijplaten
- Filières extensibles
- Terraja tipo ajustable
- Caçonete Ajustável

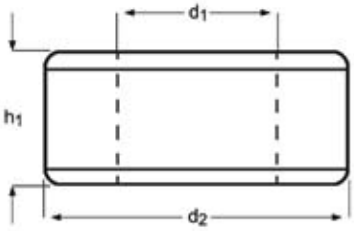




## F301

■ 1.1 1.2 1.3 3.1 3.2 3.3 7.1 7.2 7.3

● 1.4 2.1 2.2 3.4 4.3 5.1 5.2 5.3 6.1 6.2 6.3 7.4 8.1 8.2 8.3

| M | P mm | $d_2$ Ø Inch | h1 Inch | e-Code |
|---|---|---|---|---|
| **3** | 0.50 | 13/16 | 1/4 | **F301M3X13/16** |
| **4** | 0.70 | 13/16 | 1/4 | **F301M4X13/16** |
| **5** | 0.80 | 13/16 | 1/4 | **F301M5X13/16** |
| **6** | 1.00 | 13/16 | 1/4 | **F301M6X13/16** |
| **8** | 1.25 | 1“ | 3/8 | **F301M8X1** |
| **10** | 1.50 | 1“ | 3/8 | **F301M10X1** |

| M | P mm | $d_2$ Ø Inch | h1 Inch | e-Code |
|---|---|---|---|---|
| **12** | 1.75 | 1.5/16 | 7/16 | **F301M12X1.5/16** |
| **16** | 2.00 | 1.1/2 | 1/2 | **F301M16X1.1/2** |
| **20** | 2.50 | 2“ | 5/8 | **F301M20X2** |

# F310

DORMER

- Adjustable Dies
- Schneideisen, einstellbar
- Verstelbare snijplaten
- Filières extensibles
- Terraja tipo ajustable
- Caçonete Ajustável

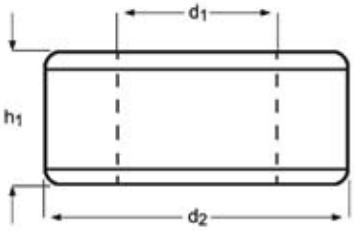




## F310

MF | HSS | BS 1127: 1950 | 1,75xP

■ 1.1 1.2 1.3 3.1 3.2 3.3 7.1 7.2 7.3

● 1.4 2.1 2.2 3.4 4.3 5.1 5.2 5.3 6.1 6.2 6.3 7.4 8.1 8.2 8.3

| MF | P mm | $d_2$ Ø Inch | h1 Inch | e-Code |
|---|---|---|---|---|
| 3 | 0.35 | 13/16 | 1/4 | F310M3X.35X13/16 |
| 4 | 0.50 | 13/16 | 1/4 | F310M4X.5X13/16 |
| 4 | 0.75 | 13/16 | 1/4 | F310M4X.75X13/16 |
| 5 | 0.50 | 13/16 | 1/4 | F310M5X.5X13/16 |
| 5 | 0.90 | 13/16 | 1/4 | F310M5X.9X13/16 |
| 6 | 0.75 | 13/16 | 1/4 | F310M6X.75X13/16 |
| 8 | 0.75 | 1“ | 3/8 | F310M8X.75X1 |
| 8 | 1.00 | 1“ | 3/8 | F310M8X1.0X1 |
| 9 | 1.00 | 1“ | 3/8 | F310M9X1.0X1 |
| 10 | 0.75 | 1“ | 3/8 | F310M10X.75X1 |
| 10 | 1.00 | 1“ | 3/8 | F310M10X1.0X1 |
| 10 | 1.25 | 1“ | 3/8 | F310M10X1.25X1 |
| 10 | 1.25 | 1.5/16 | 7/16 | F310M10X1.25X1.5/16 |
| 12 | 1.00 | 1.5/16 | 7/16 | F310M12X1.0X1.5/16 |
| 12 | 1.25 | 1.5/16 | 7/16 | F310M12X1.25X1.5/16 |
| 12 | 1.50 | 1.5/16 | 7/16 | F310M12X1.5X1.5/16 |
| 14 | 1.25 | 1.5/16 | 7/16 | F310M14X1.25X1.5/16 |
| 14 | 1.50 | 1.5/16 | 7/16 | F310M14X1.5X1.5/16 |
| 16 | 1.00 | 1.1/2 | 1/2 | F310M16X1.0X1.1/2 |
| 16 | 1.50 | 1.1/2 | 1/2 | F310M16X1.5X1.1/2 |
| 18 | 1.50 | 1.1/2 | 1/2 | F310M18X1.5X1.1/2 |
| 20 | 1.00 | 1.1/2 | 1/2 | F310M20X1.0X1.1/2 |
| 20 | 1.50 | 2“ | 5/8 | F310M20X1.5X2 |
| 20 | 2.00 | 1.1/2 | 1/2 | F310M20X2.0X1.1/2 |
| 22 | 1.50 | 2“ | 5/8 | F310M22X1.5X2 |
| 24 | 1.50 | 2“ | 5/8 | F310M24X1.5X2 |
| 24 | 2.00 | 2“ | 5/8 | F310M24X2.0X2 |
| 25 | 1.50 | 2“ | 5/8 | F310M25X1.5X2 |
| 27 | 2.00 | 2.1/4 | 11/16 | F310M27X2.0X2.1/4 |
| 30 | 2.00 | 2.1/4 | 11/16 | F310M30X2.0X2.1/4 |

# F320

- Adjustable Dies
- Schneideisen, einstellbar
- Verstelbare snijplaten
- Filières extensibles
- Terraja tipo ajustable
- Caçonete Ajustável

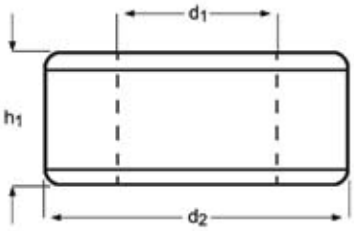




L120
397

## F320

UNC | HSS | BS 1127: 1950 | 1,75xP

■ 1.1 1.2 1.3 3.1 3.2 3.3 7.1 7.2 7.3

● 1.4 2.1 2.2 3.4 4.3 5.1 5.2 5.3 6.1 6.2 6.3 7.4 8.1 8.2 8.3

| UNC | TPI | $d_1$ nom mm | $d_2$ Ø Inch | h1 Inch | e-Code |
|---|---|---|---|---|---|
| 4 | 40 | 2.85 | 13/16 | 1/4 | F3204-40X13/16 |
| 5 | 40 | 3.18 | 13/16 | 1/4 | F3205-40X13/16 |
| 6 | 32 | 3.51 | 13/16 | 1/4 | F3206-32X13/16 |
| 8 | 32 | 4.17 | 13/16 | 1/4 | F3208-32X13/16 |
| 8 | 32 | 4.17 | 1“ | 3/8 | F3208-32X1 |
| 10 | 24 | 4.83 | 13/16 | 1/4 | F32010-24X13/16 |
| 10 | 24 | 4.83 | 1“ | 3/8 | F32010-24X1 |
| 12 | 24 | 5.49 | 13/16 | 1/4 | F32012-24X13/16 |
| 1/4 | 20 | 6.35 | 13/16 | 1/4 | F3201/4X13/16 |
| 1/4 | 20 | 6.35 | 1“ | 3/8 | F3201/4X1 |
| 1/4 | 20 | 6.35 | 1.5/16 | 7/16 | F3201/4X1.5/16 |
| 1/4 | 20 | 6.35 | 1.1/2 | 1/2 | F3201/4X1.1/2 |
| 5/16 | 18 | 7.94 | 1“ | 3/8 | F3205/16X1 |
| 5/16 | 18 | 7.94 | 1.1/2 | 1/2 | F3205/16X1.1/2 |
| 3/8 | 16 | 9.53 | 1“ | 3/8 | F3203/8X1 |
| 3/8 | 16 | 9.53 | 1.5/16 | 7/16 | F3203/8X1.5/16 |
| 3/8 | 16 | 9.53 | 1.1/2 | 1/2 | F3203/8X1.1/2 |
| 7/16 | 14 | 11.11 | 1.5/16 | 7/16 | F3207/16X1.5/16 |
| 7/16 | 14 | 11.11 | 1.1/2 | 1/2 | F3207/16X1.1/2 |
| 1/2 | 13 | 12.70 | 1.5/16 | 7/16 | F3201/2X1.5/16 |
| 1/2 | 13 | 12.70 | 1.1/2 | 1/2 | F3201/2X1.1/2 |
| 1/2 | 13 | 12.70 | 2“ | 5/8 | F3201/2X2 |
| 9/16 | 12 | 14.29 | 1.1/2 | 1/2 | F3209/16X1.1/2 |
| 5/8 | 11 | 15.88 | 1.1/2 | 1/2 | F3205/8X1.1/2 |
| 5/8 | 11 | 15.88 | 2“ | 5/8 | F3205/8X2 |
| 3/4 | 10 | 19.05 | 1.1/2 | 1/2 | F3203/4X1.1/2 |
| 3/4 | 10 | 19.05 | 2“ | 5/8 | F3203/4X2 |
| 7/8 | 9 | 22.23 | 2“ | 5/8 | F3207/8X2 |
| 1“ | 8 | 25.40 | 2“ | 5/8 | F3201X2 |
| 1.1/8 | 7 | 28.58 | 3“ | 7/8 | F3201.1/8X3 |
| 1.1/4 | 7 | 31.75 | 3“ | 7/8 | F3201.1/4X3 |

# F330

DORMER

- Adjustable Dies
- Schneideisen, einstellbar
- Verstelbare snijplaten
- Filières extensibles
- Terraja tipo ajustable
- Caçonete Ajustável

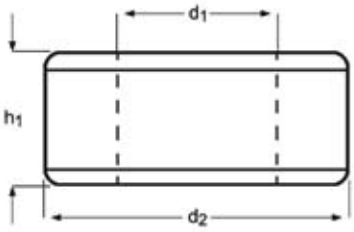




L120
397

## F330

UNF | HSS | BS 1127: 1950 | 1,75xP

■ 1.1 1.2 1.3 3.1 3.2 3.3 7.1 7.2 7.3

● 1.4 2.1 2.2 3.4 4.3 5.1 5.2 5.3 6.1 6.2 6.3 7.4 8.1 8.2 8.3

| UNF | TPI | $d_1$ nom mm | $d_2$ Ø Inch | h1 Inch | e-Code |
|---|---|---|---|---|---|
| **4** | 48 | 2.85 | 13/16 | 1/4 | **F3304-48X13/16** |
| **5** | 44 | 3.18 | 13/16 | 1/4 | **F3305-44X13/16** |
| **6** | 40 | 3.51 | 13/16 | 1/4 | **F3306-40X13/16** |
| **8** | 36 | 4.17 | 13/16 | 1/4 | **F3308-36X13/16** |
| **10** | 32 | 4.83 | 13/16 | 1/4 | **F33010-32X13/16** |
| **10** | 32 | 4.83 | 1“ | 3/8 | **F33010-32X1** |
| **12** | 28 | 5.49 | 13/16 | 1/4 | **F33012-28X13/16** |
| **1/4** | 28 | 6.35 | 13/16 | 1/4 | **F3301/4X13/16** |
| **1/4** | 28 | 6.35 | 1“ | 3/8 | **F3301/4X1** |
| **1/4** | 28 | 6.35 | 1.1/2 | 1/2 | **F3301/4X1.1/2** |
| **5/16** | 24 | 7.94 | 1“ | 3/8 | **F3305/16X1** |
| **5/16** | 24 | 7.94 | 1.5/16 | 7/16 | **F3305/16X1.5/16** |
| **5/16** | 24 | 7.94 | 1.1/2 | 1/2 | **F3305/16X1.1/2** |
| **3/8** | 24 | 9.53 | 1“ | 3/8 | **F3303/8X1** |
| **3/8** | 24 | 9.53 | 1.5/16 | 7/16 | **F3303/8X1.5/16** |
| **3/8** | 24 | 9.53 | 1.1/2 | 1/2 | **F3303/8X1.1/2** |
| **7/16** | 20 | 11.11 | 1“ | 3/8 | **F3307/16X1** |
| **7/16** | 20 | 11.11 | 1.5/16 | 7/16 | **F3307/16X1.5/16** |
| **7/16** | 20 | 11.11 | 1.1/2 | 1/2 | **F3307/16X1.1/2** |
| **1/2** | 20 | 12.70 | 1.5/16 | 7/16 | **F3301/2X1.5/16** |
| **1/2** | 20 | 12.70 | 1.1/2 | 1/2 | **F3301/2X1.1/2** |
| **9/16** | 18 | 14.29 | 1.5/16 | 7/16 | **F3309/16X1.5/16** |
| **9/16** | 18 | 14.29 | 1.1/2 | 1/2 | **F3309/16X1.1/2** |
| **5/8** | 18 | 15.88 | 1.1/2 | 1/2 | **F3305/8X1.1/2** |
| **5/8** | 18 | 15.88 | 2“ | 5/8 | **F3305/8X2** |
| **3/4** | 16 | 19.05 | 1.1/2 | 1/2 | **F3303/4X1.1/2** |
| **3/4** | 16 | 19.05 | 2“ | 5/8 | **F3303/4X2** |
| **7/8** | 14 | 22.23 | 2“ | 5/8 | **F3307/8X2** |
| **1“** | 12 | 25.40 | 2“ | 5/8 | **F3301X2** |
| **1.1/8** | 12 | 28.58 | 3“ | 7/8 | **F3301.1/8X3** |
| **1.1/4** | 12 | 31.75 | 3“ | 7/8 | **F3301.1/4X3** |
| **1.1/2** | 12 | 38.10 | 3“ | 7/8 | **F3301.1/2X3** |

# F340

- Adjustable Dies
- Schneideisen, einstellbar
- Verstelbare snijplaten
- Filières extensibles
- Terraja tipo ajustable
- Caçonete Ajustável

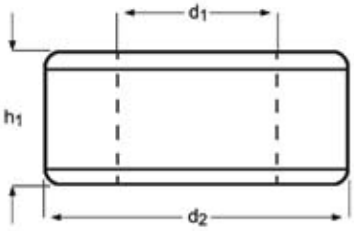




L120
397

## F340

BSW | HSS | BS 1127: 1950 | 1,75xP

■ 1.1 1.2 1.3 3.1 3.2 3.3 7.1 7.2 7.3

● 1.4 2.1 2.2 3.4 4.3 5.1 5.2 5.3 6.1 6.2 6.3 7.4 8.1 8.2 8.3

| BSW | TPI | $d_1$ nom mm | $d_2$ Ø Inch | h1 Inch | e-Code |
|---|---|---|---|---|---|
| **1/8** | 40 | 3.18 | 13/16 | 1/4 | **F3401/8X13/16** |
| **5/32** | 32 | 3.97 | 13/16 | 1/4 | **F3405/32X13/16** |
| **3/16** | 24 | 4.76 | 13/16 | 1/4 | **F3403/16X13/16** |
| **1/4** | 20 | 6.35 | 13/16 | 1/4 | **F3401/4X13/16** |
| **1/4** | 20 | 6.35 | 1“ | 3/8 | **F3401/4X1** |
| **1/4:** | 20 | 6.35 | 1.5/16 | 7/16 | **F3401/4X1.5/16** |
| **5/16** | 18 | 7.94 | 1“ | 3/8 | **F3405/16X1** |
| **5/16** | 18 | 7.94 | 1.5/16 | 7/16 | **F3405/16X1.5/16** |
| **3/8** | 16 | 9.53 | 1“ | 3/8 | **F3403/8X1** |
| **3/8** | 16 | 9.53 | 1.5/16 | 7/16 | **F3403/8X1.5/16** |
| **3/8** | 16 | 9.53 | 1.1/2 | 1/2 | **F3403/8X1.1/2** |
| **7/16** | 14 | 11.11 | 1.5/16 | 7/16 | **F3407/16X1.5/16** |
| **7/16** | 14 | 11.11 | 1.1/2 | 1/2 | **F3407/16X1.1/2** |
| **1/2** | 12 | 12.70 | 1.5/16 | 7/16 | **F3401/2X1.5/16** |
| **1/2** | 12 | 12.70 | 1.1/2 | 1/2 | **F3401/2X1.1/2** |
| **9/16** | 12 | 14.29 | 1.5/16 | 7/16 | **F3409/16X1.5/16** |
| **9/16** | 12 | 14.29 | 1.1/2 | 1/2 | **F3409/16X1.1/2** |
| **5/8** | 11 | 15.88 | 1.1/2 | 1/2 | **F3405/8X1.1/2** |
| **5/8** | 11 | 15.88 | 2“ | 5/8 | **F3405/8X2** |
| **3/4** | 10 | 19.05 | 1.1/2 | 1/2 | **F3403/4X1.1/2** |
| **3/4** | 10 | 19.05 | 2“ | 5/8 | **F3403/4X2** |
| **7/8** | 9 | 22.23 | 2“ | 5/8 | **F3407/8X2** |
| **1“** | 8 | 25.40 | 2“ | 5/8 | **F3401X2** |
| **1.1/4** | 7 | 31.75 | 3“ | 7/8 | **F3401.1/4X3** |

# F350

- Adjustable Dies
- Schneideisen, einstellbar
- Verstelbare snijplaten
- Filières extensibles
- Terraja tipo ajustable
- Caçonete Ajustável

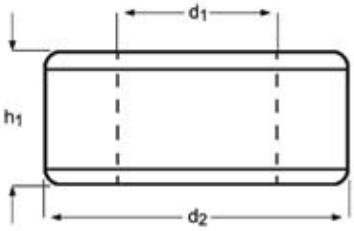




## F350

■ 1.1 1.2 1.3 3.1 3.2 3.3 7.1 7.2 7.3

● 1.4 2.1 2.2 3.4 4.3 5.1 5.2 5.3 6.1 6.2 6.3 7.4 8.1 8.2 8.3

| BSF | TPI | $d_1$ nom mm | $d_2$ Ø Inch | h1 Inch | e-Code |
|---|---|---|---|---|---|
| **3/16** | 32 | 4.76 | 13/16 | 1/4 | **F3503/16X13/16** |
| **1/4** | 26 | 6.35 | 13/16 | 1/4 | **F3501/4X13/16** |
| **1/4** | 26 | 6.35 | 1“ | 3/8 | **F3501/4X1** |
| **1/4** | 26 | 6.35 | 1.5/16 | 7/16 | **F3501/4X1.5/16** |
| **5/16** | 22 | 7.94 | 1“ | 3/8 | **F3505/16X1** |
| **5/16** | 22 | 7.94 | 1.5/16 | 7/16 | **F3505/16X1.5/16** |
| **3/8** | 20 | 9.53 | 1“ | 3/8 | **F3503/8X1** |
| **3/8** | 20 | 9.53 | 1.5/16 | 7/16 | **F3503/8X1.5/16** |
| **7/16** | 18 | 11.11 | 1.5/16 | 7/16 | **F3507/16X1.5/16** |
| **1/2** | 16 | 12.70 | 1.5/16 | 7/16 | **F3501/2X1.5/16** |
| **1/2** | 16 | 12.70 | 1.1/2 | 1/2 | **F3501/2X1.1/2** |
| **5/8** | 14 | 15.88 | 1.1/2 | 1/2 | **F3505/8X1.1/2** |
| **3/4** | 12 | 19.05 | 2“ | 5/8 | **F3503/4X2** |
| **7/8** | 11 | 22.23 | 2“ | 5/8 | **F3507/8X2** |
| **1“** | 10 | 25.40 | 2“ | 5/8 | **F3501X2** |

# F360

- Adjustable Dies
- Schneideisen, einstellbar
- Verstelbare snijplaten
- Filières extensibles
- Terraja tipo ajustable
- Caçonete Ajustável

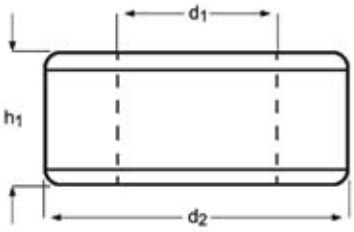




L120
397

## F360

BA | HSS | BS 1127: 1950 | 1,75xP

■ 1.1 1.2 1.3 3.1 3.2 3.3 7.1 7.2 7.3

● 1.4 2.1 2.2 3.4 4.3 5.1 5.2 5.3 6.1 6.2 6.3 7.4 8.1 8.2 8.3

| BA | P mm | $d_1$ nom mm | $d_2$ Ø Inch | h1 Inch | e-Code |
|---|---|---|---|---|---|
| **10** | 0.35 | 1.70 | 13/16 | 1/4 | **F360N10X13/16** |
| **9** | 0.39 | 1.90 | 13/16 | 1/4 | **F360N9X13/16** |
| **8** | 0.43 | 2.20 | 13/16 | 1/4 | **F360N8X13/16** |
| **7** | 0.48 | 2.50 | 13/16 | 1/4 | **F360N7X13/16** |
| **6** | 0.53 | 2.80 | 13/16 | 1/4 | **F360N6X13/16** |
| **5** | 0.59 | 3.20 | 13/16 | 1/4 | **F360N5X13/16** |

| BA | P mm | $d_1$ nom mm | $d_2$ Ø Inch | h1 Inch | e-Code |
|---|---|---|---|---|---|
| **4** | 0.66 | 3.60 | 13/16 | 1/4 | **F360N4X13/16** |
| **3** | 0.73 | 4.10 | 13/16 | 1/4 | **F360N3X13/16** |
| **2** | 0.81 | 4.70 | 13/16 | 1/4 | **F360N2X13/16** |
| **1** | 0.90 | 5.30 | 13/16 | 1/4 | **F360N1X13/16** |
| **0** | 1.00 | 6.00 | 13/16 | 1/4 | **F360N0X13/16** |

# F370

- Adjustable Dies
- Schneideisen, einstellbar
- Verstelbare snijplaten
- Filières extensibles
- Terraja tipo ajustable
- Caçonete Ajustável

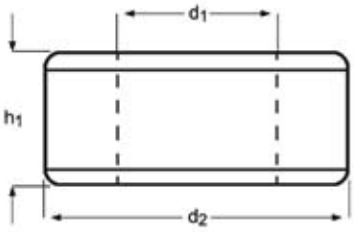




## F370

G | HSS | BS 1127: 1950 | 1,75xP

■ 1.1 1.2 1.3 3.1 3.2 3.3 7.1 7.2 7.3

● 1.4 2.1 2.2 3.4 4.3 5.1 5.2 5.3 6.1 6.2 6.3 7.4 8.1 8.2 8.3

| G(BSP) | TPI | $d_1$ nom mm | $d_2$ Ø Inch | h1 Inch | e-Code |
|---|---|---|---|---|---|
| **1/8** | 28 | 9.73 | 1“ | 3/8 | **F3701/8X1** |
| **1/4** | 19 | 13.16 | 1.5/16 | 7/16 | **F3701/4X1.5/16** |
| **3/8** | 19 | 16.66 | 1.1/2 | 1/2 | **F3703/8X1.1/2** |
| **1/2** | 14 | 20.96 | 2“ | 5/8 | **F3701/2X2** |
| **5/8** | 14 | 22.91 | 2“ | 5/8 | **F3705/8X2** |
| **3/4** | 14 | 26.44 | 2“ | 5/8 | **F3703/4X2** |

| G(BSP) | TPI | $d_1$ nom mm | $d_2$ Ø Inch | h1 Inch | e-Code |
|---|---|---|---|---|---|
| **7/8** | 14 | 30.20 | 2.1/4 | 11/16 | **F3707/8X2.1/4** |
| **1“** | 11 | 33.25 | 2.1/4 | 11/16 | **F3701X2.1/4** |
| **1.1/4** | 11 | 41.91 | 3“ | 7/8 | **F3701.1/4X3** |
| **1.1/2** | 11 | 47.80 | 4“ | 1“ | **F3701.1/2X4** |

# F380

- Adjustable Dies
- Schneideisen, einstellbar
- Verstelbare snijplaten
- Filières extensibles
- Terraja tipo ajustable
- Caçonete Ajustável

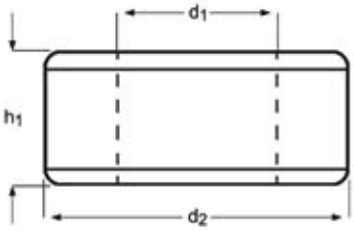




## F380

Rc | HSS | BS 1127: 1950 | 1,75xP

■ 1.1 1.2 1.3 3.1 3.2 3.3 7.1 7.2 7.3

● 1.4 2.1 2.2 3.4 4.3 5.1 5.2 5.3 6.1 6.2 6.3 7.4 8.1 8.2 8.3

| Rc | TPI | $d_1$ nom mm | $d_2$ Ø Inch | h1 Inch | e-Code |
|---|---|---|---|---|---|
| **1/8** | 28 | 9.73 | 1“ | 3/8 | **F3801/8X1** |
| **1/4** | 19 | 13.16 | 1.5/16 | 7/16 | **F3801/4X1.5/16** |
| **3/8** | 19 | 16.66 | 1.1/2 | 1/2 | **F3803/8X1.1/2** |
| **1/2** | 14 | 20.96 | 2“ | 5/8 | **F3801/2X2** |

| Rc | TPI | $d_1$ nom mm | $d_2$ Ø Inch | h1 Inch | e-Code |
|---|---|---|---|---|---|
| **3/4** | 14 | 26.44 | 2“ | 5/8 | **F3803/4X2** |
| **1“** | 11 | 33.25 | 2.1/4 | 11/16 | **F3801X2.1/4** |

# F202

- Dienuts
- Sechskant-Schneideisen
- Snijmoeren
- Filières hexagonales BSPF
- Terrajas, exterior hexagonal
- Caçonete ‘G’ Série (BSPF)

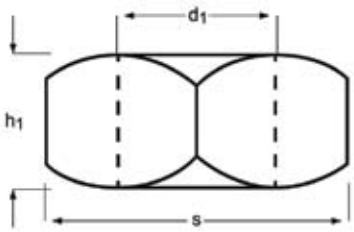

## F202

M | HSS | DIN 382 | 6g | 1,75xP

■ 1.1 1.2 1.3 3.1 3.2 3.3 7.1 7.2 7.3

● 1.4 2.1 2.2 3.4 4.3 5.1 5.2 5.3 6.1 6.2 6.3 7.4 8.1 8.2 8.3

| M | P mm | S | $h_1$ mm | e-Code |
|---|---|---|---|---|
| **3** | 0.50 | 19 | 5 | **F202M3** |
| **4** | 0.70 | 19 | 5 | **F202M4** |
| **5** | 0.80 | 19 | 7 | **F202M5** |
| **6** | 1.00 | 19 | 7 | **F202M6** |
| **7** | 1.00 | 22 | 9 | **F202M7** |
| **8** | 1.25 | 22 | 9 | **F202M8** |
| **10** | 1.50 | 27 | 11 | **F202M10** |
| **12** | 1.75 | 36 | 14 | **F202M12** |
| **14** | 2.00 | 36 | 14 | **F202M14** |
| **16** | 2.00 | 41 | 18 | **F202M16** |

| M | P mm | S | $h_1$ mm | e-Code |
|---|---|---|---|---|
| **18** | 2.50 | 41 | 18 | **F202M18** |
| **20** | 2.50 | 41 | 18 | **F202M20** |
| **22** | 2.50 | 50 | 22 | **F202M22** |
| **24** | 3.00 | 50 | 22 | **F202M24** |
| **27** | 3.00 | 60 | 25 | **F202M27** |
| **30** | 3.50 | 60 | 25 | **F202M30** |
| **36** | 4.00 | 60 | 25 | **F202M36** |

# F302

- Dienuts
- Sechskant-Schneideisen
- Snijmoeren
- Filières hexagonales BSPF
- Terrajas, exterior hexagonal
- Caçonete ‘G’ Série (BSPF)

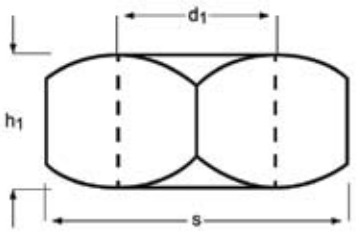

## F302

M | HSS | BS 1127: 1950 | 6g | 1,75xP

■ 1.1 1.2 1.3 3.1 3.2 3.3 7.1 7.2 7.3

● 1.4 2.1 2.2 3.4 4.3 5.1 5.2 5.3 6.1 6.2 6.3 7.4 8.1 8.2 8.3

| M | P mm | S Inch | h1 Inch | e-Code |
|---|---|---|---|---|
| **3** | 0.50 | 0.71 | 1/4 | **F302M3** |
| **4** | 0.70 | 0.71 | 1/4 | **F302M4** |
| **5** | 0.80 | 0.71 | 1/4 | **F302M5** |
| **6** | 1.00 | 0.71 | 1/4 | **F302M6** |
| **7** | 1.00 | 0.82 | 5/16 | **F302M7** |
| **8** | 1.25 | 0.82 | 5/16 | **F302M8** |
| **9** | 1.25 | 0.92 | 3/8 | **F302M9** |
| **10** | 1.50 | 0.92 | 3/8 | **F302M10** |
| **11** | 1.50 | 1.01 | 7/16 | **F302M11** |
| **12** | 1.75 | 1.10 | 1/2 | **F302M12** |

| M | P mm | S Inch | h1 Inch | e-Code |
|---|---|---|---|---|
| **14** | 2.00 | 1.30 | 5/8 | **F302M14** |
| **16** | 2.00 | 1.30 | 5/8 | **F302M16** |
| **18** | 2.50 | 1.48 | 11/16 | **F302M18** |
| **20** | 2.50 | 1.48 | 11/16 | **F302M20** |
| **22** | 2.50 | 1.67 | 13/16 | **F302M22** |
| **24** | 3.00 | 2.05 | 15/16 | **F302M24** |
| **27** | 3.00 | 2.22 | 1.1/16 | **F302M27** |
| **30** | 3.50 | 2.22 | 1.1/16 | **F302M30** |
| **33** | 3.50 | 2.58 | 1.1/8 | **F302M33** |
| **36** | 4.00 | 2.76 | 1.1/4 | **F302M36** |

# F312

- Dienuts
- Sechskant-Schneideisen
- Snijmoeren
- Filières hexagonales BSPF
- Terrajas, exterior hexagonal
- Caçonete ‘G’ Série (BSPF)

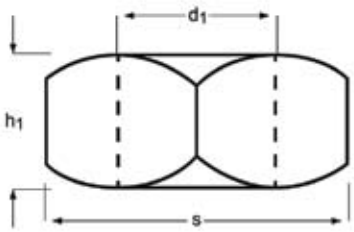

## F312

MF | HSS | BS 1127: 1950 | 6g | 1,75xP

■ 1.1 1.2 1.3 3.1 3.2 3.3 7.1 7.2 7.3

● 1.4 2.1 2.2 3.4 4.3 5.1 5.2 5.3 6.1 6.2 6.3 7.4 8.1 8.2 8.3

| MF | P mm | S Inch | h1 Inch | e-Code |
|---|---|---|---|---|
| **8** | 0.75 | 0.82 | 5/16 | **F312M8X.75** |
| **8** | 1.00 | 0.82 | 5/16 | **F312M8X1.0** |
| **10** | 1.00 | 0.92 | 3/8 | **F312M10X1.0** |
| **10** | 1.25 | 0.92 | 3/8 | **F312M10X1.25** |
| **12** | 1.00 | 1.01 | 7/16 | **F312M12X1.0** |
| **12** | 1.25 | 1.01 | 7/16 | **F312M12X1.25** |
| **12** | 1.50 | 1.01 | 7/16 | **F312M12X1.5** |
| **14** | 1.50 | 1.30 | 5/8 | **F312M14X1.5** |

| MF | P mm | S Inch | h1 Inch | e-Code |
|---|---|---|---|---|
| **16** | 1.50 | 1.30 | 5/8 | **F312M16X1.5** |
| **18** | 1.50 | 1.48 | 11/16 | **F312M18X1.5** |
| **20** | 1.50 | 1.48 | 11/16 | **F312M20X1.5** |
| **22** | 1.50 | 1.67 | 13/16 | **F312M22X1.5** |
| **24** | 1.50 | 2.05 | 15/16 | **F312M24X1.5** |
| **24** | 2.00 | 2.05 | 15/16 | **F312M24X2.0** |

# F272

- Dienuts
- Sechskant-Schneideisen
- Snijmoeren
- Filières hexagonales BSPF
- Terrajas, exterior hexagonal
- Caçonete ‘G’ Série (BSPF)

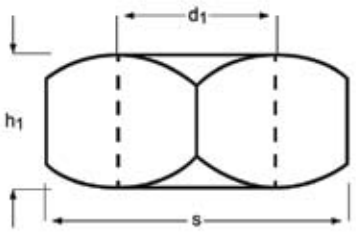

## F272

G | HSS | DIN 382 | Class A | 1,75xP

■ 1.1 1.2 1.3 3.1 3.2 3.3 7.1 7.2 7.3

● 1.4 2.1 2.2 3.4 4.3 5.1 5.2 5.3 6.1 6.2 6.3 7.4 8.1 8.2 8.3

| G(BSP) | TPI | $d_1$ nom mm | S | $h_1$ mm | e-Code |
|---|---|---|---|---|---|
| **1/8** | 28 | 9.73 | 27 | 11 | **F2721/8** |
| **1/4** | 19 | 13.16 | 36 | 10 | **F2721/4** |
| **3/8** | 19 | 16.66 | 41 | 14 | **F2723/8** |
| **1/2** | 14 | 20.96 | 41 | 14 | **F2721/2** |

| G(BSP) | TPI | $d_1$ nom mm | S | $h_1$ mm | e-Code |
|---|---|---|---|---|---|
| **3/4** | 14 | 26.44 | 60 | 18 | **F2723/4** |
| **1“** | 11 | 33.25 | 60 | 18 | **F2721** |
| **1.1/4** | 11 | 41.91 | 70 | 20 | **F2721.1/4** |
| **1.1/2** | 11 | 47.80 | 85 | 22 | **F2721.1/2** |

**S**


| | | | |
|---|---|---|---|
| S002 | 606 | S256 | 626 |
| S003 | 615 | S259 | 627 |
| S004 | 621 | S271 | 620 |
| S005 | 609 | S275 | 623 |
| S006 | 618 | S276 | 623 |
| S007 | 625 | S281 | 629 |
| S015 | 609 | S282 | 629 |
| S016 | 618 | S290 | 631 |
| S017 | 625 | S302 | 612 |
| S022 | 606 | S306 | 628 |
| S033 | 615 | S308 | 617 |
| S044 | 621 | S311 | 613 |
| S102 | 605 | S320 | 613 |
| S105 | 632 | S322 | 614 |
| S120 | 607 | S326 | 619 |
| S122 | 607 | S327 | 619 |
| S124 | 603 | S332 | 630 |
| S125 | 603 | S333 | 630 |
| S130 | 611 | S500 | 634 |
| S132 | 611 | S501 | 634 |
| S140 | 610 | S502 | 636 |
| S142 | 610 | S503 | 635 |
| S150 | 604 | S505 | 635 |
| S152 | 604 | S510 | 637 |
| S170 | 632 | S511 | 637 |
| S190 | 631 | S522 | 633 |
| S201 | 620 | S532 | 636 |
| S241 | 624 | S902 | 608 |
| S250 | 626 | S903 | 616 |
| S251 | 627 | S904 | 622 |

595 - 740

**C**

| | | | |
|---|---|---|---|
| C110 | 650 | C381 | 664 |
| C122 | 657 | C382 | 669 |
| C123 | 655 | C383 | 670 |
| C126 | 651 | C391 | 667 |
| C135 | 659 | C392 | 672 |
| C139 | 656 | C400 | 704 |
| C159 | 686 | C403 | 706 |
| C165 | 654 | C407 | 696 |
| C166 | 687 | C413 | 704 |
| C167 | 658 | C424 | 702 |
| C169 | 686 | C426 | 693 |
| C191 | 652 | C428 | 693 |
| C192 | 660 | C429 | 706 |
| C246 | 674 | C436 | 694 |
| C247 | 673 | C437 | 694 |
| C270 | 679 | C439 | 703 |
| C272 | 685 | C460 | 705 |
| C273 | 680 | C475 | 698 |
| C291 | 677 | C477 | 700 |
| C292 | 684 | C491 | 695 |
| C295 | 681 | C492 | 695 |
| C299 | 676 | C493 | 697 |
| C305 | 668 | C500 | 707 |
| C306 | 661 | C502 | 712 |
| C324 | 691 | C503 | 707 |
| C333 | 689 | C505 | 709 |
| C336 | 688 | C510 | 714 |
| C346 | 671 | C511 | 711 |
| C352 | 668 | C514 | 713 |
| C353 | 662 | C516 | 714 |
| C358 | 688 | C530 | 708 |
| C359 | 689 | C535 | 710 |
| C365 | 690 | C700 | 722 |
| C367 | 666 | C710 | 722 |
| C368 | 665 | C800 | 715 |
| C380 | 663 | C801 | 721 |

595 - 740


| | |
|---|---|
| C810 | 716 |
| C820 | 719 |
| C822 | 718 |
| C825 | 717 |
| C830 | 723 |
| C831 | 725 |
| C835 | 724 |
| C837 | 724 |
| C903 | 683 |
| C905 | 692 |
| C907 | 676 |
| C908 | 696 |
| C920 | 683 |
| C921 | 701 |
| C922 | 692 |
| C927 | 675 |
| C929 | 702 |
| C940 | 682 |
| C944 | 699 |
| C948 | 699 |

**D**

| | |
|---|---|
| D200 | 729 |
| D400 | 735 |
| D401 | 736 |
| D402 | 737 |
| D403 | 739 |
| D412 | 738 |
| D413 | 736 |
| D420 | 735 |
| D422 | 737 |
| D423 | 739 |
| D500 | 726 |
| D552 | 727 |
| D745 | 732 |
| D747 | 730 |
| D750 | 733 |
| D751 | 733 |
| D752 | 734 |
| D753 | 734 |
| D763 | 728 |

| | S124 | S125 | S150 | S152 | S102 | S002 | S022 | S120 | S122 | S902 | S005 | S015 | S140 |
|---|---|---|---|---|---|---|---|---|---|---|---|---|---|
| | N | N | N | N | N | N | N | N | N | N | N | N | N |
| | z1 | z1 | z2 | z2 | z2 | z2 | z2 | z2 | z2 | z2 | z2 | z2 | z2 |
| |  | | | | | | | | | | | | |
| | HM | HM | HM | HM | HM | HM | HM | HM | HM | HM | HM | HM | HM |
| | | TiCN | TiAlN X | TiAlN X | TiAlN X | | Super G | | TiAlN X | | | Super G | |
| | DIN 6527 | DIN 6527 | D | D | DIN 6527 | D | D | DIN 6527 | DIN 6527 | D | D | D | D |
| | | | | | | | | | | | | | |
| | | | | | P9 | P9 | P9 | | | | P9 | P9 | |
| | | | | | | | | | | | | | |
| | DIN 6535 HA | DIN 6535 HA | DIN 6535 HA | DIN 6535 HA | DIN 6535 HB | DIN 6535 HA | DIN 6535 HA | DIN 6535 HA | DIN 6535 HA | DIN 6535 HA | DIN 6535 HA | DIN 6535 HA | DIN 6535 HA |
| | h10 | h10 | h9 | h9 | e8 h10 | | | h10 | h10 | h10 | | | h10 |
| | λ 30° | λ 30° | λ 30° | λ 30° | λ 30° | λ 30° | λ 30° | λ 30° | λ 30° | λ 30° | λ 30° | λ 30° | λ 30° |
| | HSM | HSM | HSM | HSM | | | | | | | | | HSM |
| | 3.00 - 10.00 | 3.00 - 10.00 | 0.40 - 1.00 | 0.50 - 1.00 | 2.00 - 20.00 | 2.00 - 20.00 | 2.00 - 20.00 | 1.00 - 20.00 | 2.00 - 20.00 | 2.00 - 20.00 | 2.00 - 20.00 | 2.00 - 20.00 | 2.00 - 20.00 |
| | | | | | | | | | | NEW 2008.09 | | | NEW 2007.10 |
| | **603** | **603** | **604** | **604** | **605** | **606** | **606** | **607** | **607** | **608** | **609** | **609** | **610** |
| 1.1 | ■55A | | ■180B | ■180B | ■200B | ■80B | ■140B | ●109B | ■182B | ■65B | ■80B | ■130B | |
| 1.2 | ■44A | | ■180B | ■180B | ■200B | ■80B | ■140B | ●109B | ■182B | ■65B | ■80B | ■130B | |
| 1.3 | ●38B | | ■150B | ■150B | ■130B | ■70B | ■115B | ●81B | ■118B | ■55B | ■70B | ■110B | |
| 1.4 | ●33B | | ■150B | ■150B | ■130B | ■60B | ■99B | ●81B | ■118B | ■50B | ■60B | ■90B | |
| 1.5 | | | ■120B | ■120B | ■100B | ●40B | ■66B | | ■91B | ●30B | ●40B | ■60B | |
| 1.6 | | | ■80B | ■80B | ■80B | | ●46B | | ■73B | | | ●46B | |
| 1.7 | | | ■70A | ■70A | ■50A | | | | ■45A | | | | |
| 1.8 | | | ■40A | ■40A | ●40A | | | | ●36A | | | | |
| 2.1 | ●25F | | ■90A | ■90A | ●90A | | ●73A | | ●81A | | | ●70A | |
| 2.2 | | | ■70A | ■70A | ●60A | | ●56A | | ●54A | | | ●50A | |
| 2.3 | | | ■60A | ■60A | ●60A | | ●44A | | ●54A | | | ●40A | |
| 2.4 | | | | | | | | | | | | | |
| 3.1 | ●30A | | ■160B | ■160B | ■150B | ■60B | ■105B | ●109B | ■136B | ■55B | ■60B | ■100B | |
| 3.2 | ●25A | | ■140B | ■140B | ■90B | ●40B | ■77B | ●54B | ■82B | ●30B | ●40B | ■70B | |
| 3.3 | ●44B | | ■165B | ■165B | ■120B | ■60B | ■99B | ●90B | ■109B | ■55B | ■60B | ■90B | |
| 3.4 | ●27B | | ■130B | ■130B | ■80B | ●40B | ■77B | ●54B | ■73B | ●30B | ●40B | ■70B | |
| 4.1 | ●30D | | | | ■150B | ■80B | ■123B | ■109B | ■136B | ■65B | ■80B | ■110B | |
| 4.2 | ●25D | | ■100B | ■100B | ■100B | ●40B | ■66B | ■72B | ■91B | ●30B | ●40B | ■60B | |
| 4.3 | | | ■65B | ■65B | ■50B | ●20B | ■33B | ■36B | ■45B | ●15B | ●20B | ■30B | |
| 5.1 | ■52D | | | | ■150B | ■80B | ■176B | ●109B | ■136B | ■65B | ■80B | ■160B | |
| 5.2 | ●14C | | ■55A | ■55A | ■30A | | | ●22A | ■27A | | | | |
| 5.3 | | | ■30A | ■30A | ■25A | | | ●18A | ■23A | | | | |
| 6.1 | ■137C | | ■450C | ■450C | ■400C | ■180C | ■287C | ■250C | ■365C | ■145C | ■180C | ■260C | |
| 6.2 | ■137C | | ■450C | ■450C | ■400C | ■180C | ■287C | ■250C | ■365C | ■145C | ■180C | ■260C | |
| 6.3 | ■137C | | ■450C | ■450C | ■400C | ■180C | ■287C | ■250C | ■365C | ■145C | ■180C | ■260C | |
| 6.4 | | | ■60B | ■60B | ■60B | ●35B | ■44B | | | ●28B | ●35B | | |
| 7.1 | ■330E | ●950C | ■950C | ■950C | ●950C | ●700C | ●1000C | ●950C | ●950C | ●550C | ●700C | ●1000C | ■800A |
| 7.2 | ■330E | ●950C | ■950C | ■950C | ●950C | ●700C | ●1000C | ●950C | ●950C | ●550C | ●700C | ●1000C | ■1000A |
| 7.3 | ●99E | ■600C | ■725C | ■725C | ●600C | ●200C | ●330C | ●318C | ●545C | ●170C | ●200C | ●330C | ■1000A |
| 7.4 | | ■350B | ■350B | ■350B | ●350B | | ●163B | ●181B | ●318B | | | ●163B | |
| 8.1 | ●137C | ■350C | | | ●350C | ●200C | ●330C | ●227C | ●318C | ●160C | ●200C | ●330C | ■280A |
| 8.2 | | ■350C | ■180C | ■180C | ●350C | ●80C | ●123C | ●227C | ●318C | ●65C | ●80C | ●123C | |
| 8.3 | | ■350B | ■120B | ■120B | ●350B | ●40B | | ●227B | ●318B | ●30B | ●40B | ●66B | |
| 9.1 | | | ■10A | ■10A | ■6A | | | | ■5A | | | | |
| 10.1 | | | ■275B | ■275B | | | | | | | | | |
| $a_z$ | 1.0 | 1.0 | 1.0 | 1.0 | 1.0 | 1.0 | 1.0 | 1.0 | 1.0 | 0.8 | 0.8 | 0.8 | 1.0 |

DORMER

| | S142 | S130 | S132 | S302 | S320 | S311 | S322 | S003 | S033 | S903 | S308 | S006 | S016 |
|---|---|---|---|---|---|---|---|---|---|---|---|---|---|
| | N | N | N | N | N | N | N | N | N | N | N | N | N |
| | z2 | z2 | z2 | z3 | z3 | z3 | z3 | z3 | z3 | z3 | z3 | z3 | z3 |
| | | | | | | | | | | | | | |
| | HM | HM | HM | HM | HM | HM | HM | HM | HM | HM | HM | HM | HM |
| | | | | TiAlN X | | TiAlN X | TiAlN X | | Super G | | TiAlN X | | Super G |
| | D | D | D | DIN 6527 | DIN 6527 | DIN 6527 | DIN 6527 | D | D | D | DIN 6527 | D | D |
| | | | | | | | | | | | | | |
| | | | | P9 | | | | P9 | P9 | | | P9 | P9 |
| | | | | | | | | | | | | | |
| | DIN 6535 HA | DIN 6535 HA | DIN 6535 HA | DIN 6535 HB | DIN 6535 HA | DIN 6535 HA | DIN 6535 HA | DIN 6535 HA | DIN 6535 HA | DIN 6535 HA | DIN 6535 HA | DIN 6535 HA | DIN 6535 HA |
| | h10 | h10 | h10 | e8 h10 | h10 | h10 | h10 | | | h10 | h10 | | |
| | λ 25° | λ 25° | λ 25° | λ 30° | λ 30° | λ 45° | λ 30° | λ 30° | λ 30° | λ 30° | λ 60° | λ 30° | λ 30° |
| | HSM | HSM | HSM | | | | | | | | | | |
| | 2.00 - 20.00 | 2.00 - 20.00 | 2.00 - 12.00 | 2.00 - 20.00 | 1.00 - 20.00 | 4.00 - 20.00 | 2.00 - 20.00 | 2.00 - 20.00 | 2.00 - 20.00 | 2.00 - 20.00 | 10.00 - 20.00 | 2.00 - 20.00 | 2.00 - 20.00 |
| | NEW 2007.10 | | | | | | | | | NEW 2008.09 | | | |
| | 610 | 611 | 611 | 612 | 613 | 613 | 614 | 615 | 615 | 616 | 617 | 618 | 618 |
| 1.1 | | | | ■200B | ●109B | ■181B | ■181B | ■80B | ■140B | ■65B | ■153B | ■80B | ■140B |
| 1.2 | | | | ■200B | ●109B | ■181B | ■181B | ■80B | ■140B | ■65B | ■153B | ■80B | ■140B |
| 1.3 | | | | ■130B | ●81B | ■118B | ■118B | ■70B | ■115B | ■55B | ■100B | ■70B | ■115B |
| 1.4 | | | | ■130B | ●81B | ■118B | ■118B | ■60B | ■99B | ■50B | ●100B | ■60B | ■99B |
| 1.5 | | | | ■100B | | ■90B | ■90B | ●40B | ■66B | ●30B | ●76B | ●40B | ■66B |
| 1.6 | | | | ■80B | | ■72B | ■72B | | ●46B | | ●61B | | ●46B |
| 1.7 | | | | ■50A | | ●45A | ■45A | | | | ●38A | | |
| 1.8 | | | | ●40A | | ●36A | ●36A | | | | ●30A | | |
| 2.1 | | | | | | ■81A | | | ●73A | | ■69A | | ●73A |
| 2.2 | | | | | | ■54A | | | ●56A | | ●46A | | ●56A |
| 2.3 | | | | | | ■54A | | | ●44A | | ●46A | | ●44A |
| 2.4 | | | | | | | | | | | | | |
| 3.1 | | | | ■150B | ●109B | ●136B | ■136B | ■60B | ■105B | ■55B | ●115B | ■60B | ■105B |
| 3.2 | | | | ■90B | ●54B | ●81B | ■81B | ●40B | ■77B | ●30B | ●69B | ●40B | ■77B |
| 3.3 | | | | ■120B | ●90B | ●109B | ■109B | ■60B | ■99B | ■55B | ●92B | ■60B | ■99B |
| 3.4 | | | | ■80B | ●54B | ●72B | ■72B | ●40B | ■77B | ●30B | ●61B | ●40B | ■77B |
| 4.1 | | ■120B | ■104B | ●150B | ●109B | ■136B | ●136B | ■80B | ■123B | ■65B | ■115B | ■80B | ■123B |
| 4.2 | | | | ●100B | ●72B | ■90B | ●90B | ●40B | ■66B | ●30B | ●76B | ●40B | ■66B |
| 4.3 | | | | ●50B | ●36B | ■45B | ●45B | ●20B | ■33B | ●15B | ●38B | ●20B | ■33B |
| 5.1 | | ■200B | ■173B | ■150B | ●109B | ■136B | ■136B | ■80B | ■176B | ■65B | ■115B | ■80B | ■176B |
| 5.2 | | | | ■30A | ●22A | ■27A | ■27A | | | | ●23A | | |
| 5.3 | | | | ■25A | ●18A | ■22A | ■22A | | | | | | |
| 6.1 | | ■270C | ■234C | ■400C | ■227C | ●363C | ■363C | ■180C | ■287C | ■145C | ●307C | ■180C | ■287C |
| 6.2 | | ■270C | ■234C | ■400C | ■227C | ●363C | ■363C | ■180C | ■287C | ■145C | ●307C | ■180C | ■287C |
| 6.3 | | ■270C | ■234C | ■400C | ■227C | ●363C | ■363C | ■180C | ■287C | ■145C | ●307C | ■180C | ■287C |
| 6.4 | | ■20B | ■17B | ■60B | ■36C | ●54B | ■54B | ●35B | ■44B | ●28B | ●46B | ●35B | ■44B |
| 7.1 | ■650A | ■950C | ■826C | ■950C | ■950C | ●950C | ■950C | ●700C | ●1000C | ●550C | ●950C | ●700C | ●1000C |
| 7.2 | ■800A | ■950C | ■826C | ■950C | ■950C | ●950C | ■950C | ●700C | ●1000C | ●550C | ●950C | ●700C | ●1000C |
| 7.3 | ■800A | ■450C | ■391C | ■600C | ■318C | ●545C | ■545C | ●200C | ●330C | ●160C | ●461C | ●200C | ●330C |
| 7.4 | | ■180B | ■156B | ■350B | ■181B | ●318B | ■318B | | ●163B | | ●269B | | ●163B |
| 8.1 | ■240A | ■180C | ■156C | ■350C | ■227C | ●318C | ■318C | ●200C | ●330C | ●160C | ●269C | ●200C | ●330C |
| 8.2 | | ■130C | ■113C | ■350C | ■227C | ●318C | ■318C | ●80C | ●123C | ●65C | ●269C | ●80C | ●123C |
| 8.3 | | ■70B | ■60B | ■350B | ■227B | ●318B | ■318B | ●40B | ●66B | ●30B | ●269B | ●40B | ●66B |
| 9.1 | | | | ■6A | | ■5A | ■5A | | | | ■4A | | |
| 10.1 | | | | | | | | | | | | | |
| $a_z$ | 0.6 | 1.0 | 1.0 | 1.0 | 1.0 | 1.0 | 1.0 | 1.0 | 1.0 | 0.8 | 1.0 | 0.8 | 0.8 |

| | S326 | S327 | S271 | S201 | S004 | S044 | S904 | S275 | S276 | S241 | S007 | S017 | S250 |
|---|---|---|---|---|---|---|---|---|---|---|---|---|---|
| | N | N | N | N | N | N | N | N | N | N | N | N | N |
| | z3 | z3 | z4 | z4 | z4 | z4 | z4 | z4 | z4 | z4 | z4 | z4 | z4 |
| | 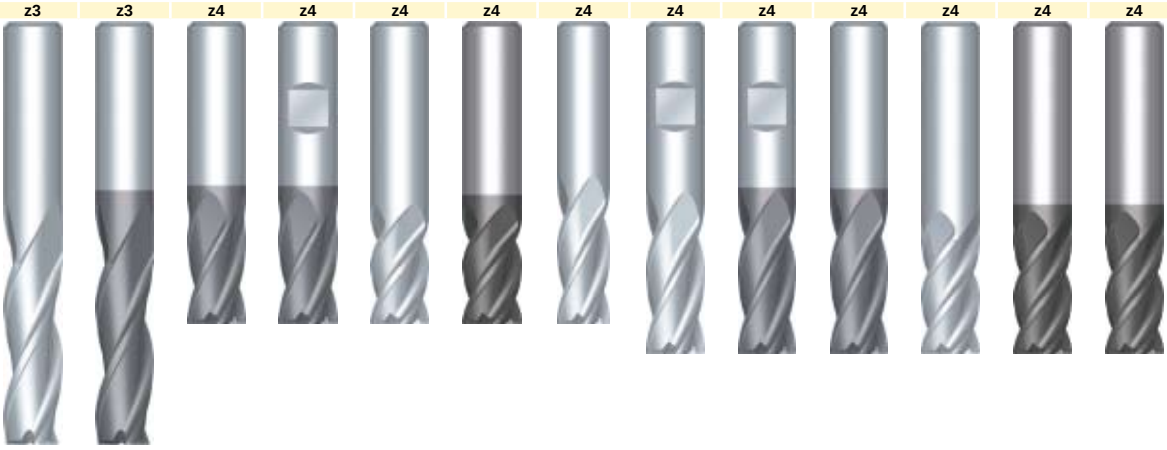 | | | | | | | | | | | | |
| | HM | HM | HM | HM | HM | HM | HM | HM | HM | HM | HM | HM | HM |
| | | TiAlN X | TiAlN X | TiAlN X | | Super G | | | TiAlN X | TiAlN X | | Super G | Super G |
| | D | D | DIN 6527 | DIN 6527 | D | D | D | DIN 6527 | DIN 6527 | DIN 6527 | D | D | DIN 6527 |
| | | | | | | | | | | | | | |
| | | | | | | | | | | | | | |
| | | | | | | | | | | | | | |
| | DIN 6535 HA | DIN 6535 HA | DIN 6535 HA | DIN 6535 HB | DIN 6535 HA | DIN 6535 HA | DIN 6535 HA | DIN 6535 HB | DIN 6535 HB | DIN 6535 HA | DIN 6535 HA | DIN 6535 HA | DIN 6535 HA |
| | h10 | h10 | h10 | h10 | h10 | h10 | h12 | h10 | h10 | h10 | h10 | h10 | h10 |
| | λ 30° | λ 30° | λ 30° | λ 30° | λ 38° | λ 38° | λ 30° | λ 30° | λ 30° | λ 30° | λ 38° | λ 38° | λ° ≠ |
| | 2.00 - 20.00 | 2.00 - 20.00 | 4.00 - 20.00 | 2.00 - 20.00 | 2.00 - 20.00 | 2.00 - 20.00 | 2.00 - 20.00 | 2.00 - 20.00 | 2.00 - 25.00 | 3.50 - 20.00 | 2.00 - 20.00 | 2.00 - 20.00 | 3.00 - 20.00 |
| | | | | | | | NEW 2008.09 | | | | | | |
| | 619 | 619 | 620 | 620 | 621 | 621 | 622 | 623 | 623 | 624 | 625 | 625 | 626 |
| 1.1 | •80B | ■133B | ■300B | ■300B | ■120B | ■211B | ■95B | •115B | ■230B | ■230B | ■120B | ■211B | ■260B |
| 1.2 | •80B | ■133B | ■250B | ■250B | ■120B | ■211B | ■95B | •115B | ■192B | ■192B | ■120B | ■211B | ■220B |
| 1.3 | •60B | ■86B | ■200B | ■200B | ■100B | ■165B | ■80B | •92B | ■153B | ■153B | ■100B | ■165B | ■175B |
| 1.4 | •60B | ■86B | ■200B | ■200B | ■90B | ■153B | ■70B | •92B | ■153B | ■153B | ■90B | ■153B | ■175B |
| 1.5 | | ■66B | ■150B | ■150B | •70B | ■120B | •55B | | ■115B | ■115B | •70B | ■120B | ■130B |
| 1.6 | | ■53B | ■120B | ■120B | •40B | ■77B | •30B | | ■92B | ■92B | •40B | ■77B | ■105B |
| 1.7 | | •33A | ■80A | ■80A | | | | | ■61A | ■61A | | | •70A |
| 1.8 | | | | | | | | | | | | | |
| 2.1 | | | ■150A | ■150A | | •98A | | | ■115A | ■115A | | •98A | ■130A |
| 2.2 | | | •100A | •100A | | •66A | | | •76A | •76A | | •66A | •90A |
| 2.3 | | | •100A | •100A | | •66A | | | •76A | •76A | | •66A | •90A |
| 2.4 | | | | | | | | | | | | | |
| 3.1 | •80B | ■100B | ■250B | ■250B | ■100B | ■198B | ■80B | •115B | ■192B | ■192B | ■100B | ■198B | ■220B |
| 3.2 | •40B | ■60B | ■150B | ■150B | •70B | ■131B | •55B | •76B | ■115B | ■115B | •70B | ■131B | ■130B |
| 3.3 | •66B | ■80B | ■150B | ■150B | ■90B | ■175B | ■70B | •96B | ■115B | ■115B | ■90B | ■175B | ■130B |
| 3.4 | •40B | ■53B | ■125B | ■125B | •70B | ■107B | •55B | •76B | ■96B | ■96B | •70B | ■107B | ■110B |
| 4.1 | •80B | •100B | ■250B | ■250B | ■120B | ■211B | ■95B | •153B | ■192B | ■192B | ■120B | ■211B | •220B |
| 4.2 | •53B | •66B | ■125B | ■125B | •50B | ■88B | •40B | •76B | ■96B | ■96B | •50B | ■88B | ■110B |
| 4.3 | •26B | •33B | ■80B | ■80B | •40B | ■66B | •30B | •46B | ■61B | ■61B | •40B | ■66B | ■70B |
| 5.1 | •80B | ■100B | ■250B | ■250B | ■170B | ■299B | ■135B | •153B | ■192B | ■192B | ■170B | ■299B | •220B |
| 5.2 | •16A | ■20A | ■50A | ■50A | •40A | ■55A | •30A | •30A | ■38A | ■38A | •40A | ■55A | ■45A |
| 5.3 | •13A | ■16A | ■40A | ■40A | •30A | ■43A | •25A | •23A | ■30A | ■30A | •30A | ■43A | ■35A |
| 6.1 | ■166C | ■266C | ■500C | ■500C | ■250C | ■467C | ■200C | ■269C | ■384C | ■384C | ■250C | ■467C | •430C |
| 6.2 | ■166C | ■266C | ■500C | ■500C | ■250C | ■440C | ■200C | ■269C | ■384C | ■384C | ■250C | ■440C | ■430C |
| 6.3 | ■166C | ■266C | ■500C | ■500C | ■250C | ■440C | ■200C | ■269C | ■384C | ■384C | ■250C | ■440C | •430C |
| 6.4 | ■26B | ■40B | ■80B | ■80B | •40B | ■77B | •30B | ■46B | ■61B | ■61B | •40B | ■77B | ■70B |
| 7.1 | ■950C | ■950C | •950C | •950C | •800C | •1100C | •640C | •950C | •950C | •950C | •800C | •1100C | •950C |
| 7.2 | ■950C | ■950C | •950C | •950C | •800C | •1100C | •640C | •950C | •950C | •950C | •800C | •1100C | •950C |
| 7.3 | ■233C | ■400C | •750C | •750C | •400C | •660C | •320C | •384C | •576C | •576C | •400C | •660C | ■650C |
| 7.4 | ■133B | ■233B | •400B | •400B | | •330B | | •153B | •307B | •307B | | •330B | •350B |
| 8.1 | ■166C | ■233C | •400C | •400C | •200C | •385C | •160C | •230C | •307C | •307C | •200C | •385C | •350C |
| 8.2 | ■166C | ■233C | ■400C | ■400C | •120C | •198C | •96C | •230C | ■307C | ■307C | •120C | •198C | ■350C |
| 8.3 | ■166B | ■233B | ■400B | ■400B | •70B | •107B | •55B | •230B | ■307B | ■307B | •70B | •107B | ■350B |
| 9.1 | | ■4A | ■12A | ■12A | | •15A | | | ■9A | ■9A | | •15A | ■10A |
| 10.1 | | | | | | | | | | | | | •300B |
| $a_z$ | 1.0 | 1.0 | 1.0 | 1.0 | 1.0 | 1.0 | 0.8 | 1.0 | 1.0 | 1.0 | 0.8 | 0.8 | 1.0 |

DORMER

| | S256 | S251 | S259 | S306 | S281 | S282 | S332 | S333 | S190 | S290 | S170 | S105 |
|---|---|---|---|---|---|---|---|---|---|---|---|---|
| | N | N | N | N | N | N | HR | HRA | N | N | N | N |
| | z4 | z4 | z4-5 | z6 | z6-8 | z6-16 | z4 | z 4 | z2 | z4 | z2-4 | z2-4 |
| | | | | | | | | | | | | |
| | HM | HM | HM | HM | HM | HM | HM | HM | HM | HM | HM | HM |
| | x-Cela | Super G | TiAlN X | TiAlN X | TiAlN X | TiAlN X | TiCN | Super G | TiAlN X | TiAlN X | TiAlN X | Diamond |
| | DIN 6527 | DIN 6527 | DIN 6527 | DIN 6527 | D | DIN 6527 | D | D | D | D | D | D |
| | | | | | | | | | | | | |
| | | | | | | | | | | | | |
| | | | | | | | | | | | | |
| | DIN 6535 HA | DIN 6535 HA | DIN 6535 HB | DIN 6535 HA | DIN 6535 HA | DIN 6535 HB | DIN 6535 HB | DIN 6535 HB | DIN 6535 HA | DIN 6535 HA | DIN 6535 HA | DIN 6535 HA |
| | h10 | h10 | h10 | h10 | h10 | h10 | h14 | h14 | h9 | h9 | h9 | h10 |
| | λ° | λ° | λ 45° | λ 60° | λ 30° | λ 30° | λ 40° | λ° | λ 30° | λ 30° | λ 30° | λ 30° |
| | | | | | | | | | HSM | HSM | HSM | HSM |
| | 2.00 - 20.00 | 6.00 - 20.00 | 6.00 - 20.00 | 8.00 - 20.00 | 6.00 - 20.00 | 6.00 - 16.00 | 6.00 - 20.00 | 6.00 - 20.00 | 3.00 - 16.00 | 6.00 - 16.00 | 2.00 - 12.00 | 1.00 - 16.00 |
| | NEW 2007.09 | | | | | | | | | | | |
| | | | | | | | | | | | | |
| | 626 | 627 | 627 | 628 | 629 | 629 | 630 | 630 | 631 | 631 | 632 | 632 |
| 1.1 | ■245B | ■220B | ■200B | ■300B | ■300B | | ■150B | ■150C | | | | |
| 1.2 | ■205B | ■185B | ■166B | ■250B | ■250B | | ■110B | ■150C | | | | |
| 1.3 | ■160B | ■145B | ■133B | ■200B | ■200B | | ■110B | ■130C | ■300B | ■300B | | |
| 1.4 | ■160B | ■145B | ■133B | ■200B | ■200B | | ■80B | ■120C | ■250B | ■250B | | |
| 1.5 | ■120B | ■110B | ■100B | ■150B | ■150B | | ■60B | ■100B | ■200B | ■200B | | |
| 1.6 | ■98B | ■85B | ■80B | | ■120B | | | ●90A | ■180B | ■180B | | |
| 1.7 | ●65A | ●57A | ●53A | | | ■80A | | | ■140A | ■140A | ■70A | |
| 1.8 | | | ●33A | | | ■50A | | | ■80A | ■80A | ■40A | |
| 2.1 | ■120A | ■110A | ■100A | ●150A | ●150A | | | | ■180A | ■180A | | |
| 2.2 | ■100A | ●70A | ■66A | ●100A | ●100A | | | | ■120A | ■120A | | |
| 2.3 | ■80A | ●70A | ■66A | ●100A | ●100A | | | | ■120A | ■120A | | |
| 2.4 | ■60A | | | | | | | | | | | |
| 3.1 | ●205B | ■185B | ■166B | ●250B | ■250B | | ■90B | ■140B | ■300B | ■300B | | |
| 3.2 | ●120B | ■110B | ■100B | ●150B | ■150B | | ■80B | ■120B | ■180B | ■180B | | |
| 3.3 | ■120B | ■110B | ■100B | ●150B | ■150B | | ■90B | ■140B | ■180B | ■180B | | |
| 3.4 | ■105B | ■90B | ■83B | ●125B | ■125B | | ■80B | ■100B | ■150B | ■150B | | |
| 4.1 | ■205B | ●185B | ■166B | ●250B | ■250B | | | | | | | |
| 4.2 | ■105B | ■90B | ■83B | ■125B | ■125B | | | | ■160B | ■160B | | |
| 4.3 | ■65B | ■58B | ■53B | ■80B | ■80B | | | | ■100B | ■100B | | |
| 5.1 | ■205B | ●185B | ■166B | ●250B | ■250B | | | | | | | |
| 5.2 | ■40A | ■35A | ■33A | ■50A | ■50A | | | | ■80A | ■80A | | |
| 5.3 | ■32A | ■28A | ■26A | ■40A | ■40A | | | | ■50A | ■50A | | |
| 6.1 | ■400C | ●370C | ■333C | ●500C | ■500C | | | ■300D | | | | |
| 6.2 | ■400C | ■370C | ■333C | ■500C | ■500C | | | ■300D | | | | |
| 6.3 | ■400C | ●370C | ■333C | ■500C | ■500C | | | ■300D | | | | |
| 6.4 | ■65B | ■58B | ■53B | ■80B | ■80B | | | ●60A | | | ■60B | |
| 7.1 | ■950C | ●950C | ■950C | | ●950C | | | | | | | |
| 7.2 | ■950C | ●950C | ■950C | | ●950C | | | | | | | |
| 7.3 | ■610C | ■555C | ■500C | | ●750C | | | ●400E | | | | |
| 7.4 | ■330B | ●295B | ■266B | | ●400B | | ■150B | ■200D | | | | ■180B |
| 8.1 | ●330C | ●295C | ●266C | | ●400C | | | | | | | |
| 8.2 | ■330C | ■295C | ■266C | | ■400C | | ■110C | ■150E | | | | |
| 8.3 | ■330B | ■295B | ■266B | | ■400B | ■400B | ■60B | ■120E | | | | ■60B |
| 9.1 | ●9A | ■8A | ●8A | | ■12A | ■12A | | ●8A | | | | |
| 10.1 | | ●250B | | | | | | | | | ■275B | ■275B |
| $a_z$ | 1.0 | 1.0 | 1.0 | 1.0 | 1.0 | 1.0 | 1.0 | 1.0 | 1.0 | 1.0 | 1.0 | 1.0 |

| | S522 | S500 | S501 | S505 | S503 | S502 | S532 | S510 | S511 |
|---|---|---|---|---|---|---|---|---|---|
| | N | N | N | N | N | N | N | N | N |
| | z2 | z2 | z2 | z2 | z2 | z2 | z4 | z4 | z4 |
| | 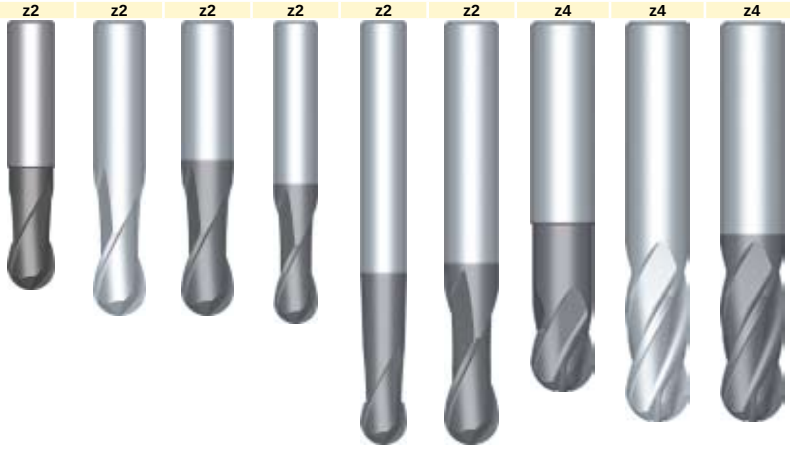 | | | | | | | | |
| | HM | HM | HM | HM | HM | HM | HM | HM | HM |
| | TiAlN X | | TiAlN X | Diamond | TiAlN X | TiAlN X | TiAlN X | | TiAlN X |
| | D | D | D | D | D | D | D | D | D |
| | | | | | | | | | |
| | | | | | | | | | |
| | | | | | | | | | |
| | DIN 6535 HA | DIN 6535 HA | DIN 6535 HA | DIN 6535 HA | DIN 6535 HA | DIN 6535 HA | DIN 6535 HA | DIN 6535 HA | DIN 6535 HA |
| | h9 | h9 | h9 | h9 | h9 | h9 | h9 | h9 | h9 |
| | λ 30° | λ 30° | λ 30° | λ 30° | λ 30° | λ 30° | λ 30° | λ 30° | λ 30° |
| | HSM | | | | HSM | HSM | HSM | | |
| | 1.00 - 16.00 | 1.00 - 20.00 | 1.00 - 16.00 | 1.00 - 12.00 | 1.00 - 16.00 | 1.00 - 16.00 | 6.00 - 16.00 | 3.00 - 16.00 | 3.00 - 16.00 |
| | | | | | | | | | |
| | | | | | | | | | |
| | **633** | **634** | **634** | **635** | **635** | **636** | **636** | **637** | **637** |
| 1.1 | | •109B | ■181B | | | | | •115B | ■230B |
| 1.2 | | •109B | ■181B | | | | | •115B | ■192B |
| 1.3 | ■300B | •81B | ■118B | | ■300B | ■272B | ■300B | •92B | ■153B |
| 1.4 | ■250B | •81B | ■118B | | ■250B | ■227B | ■250B | •92B | ■153B |
| 1.5 | ■200B | | ■90B | | ■200B | ■181B | ■200B | | ■115B |
| 1.6 | ■180B | | ■72B | | ■180B | ■163B | ■180B | | ■92B |
| 1.7 | ■140A | | •45A | | ■140A | ■127A | ■140A | | •61A |
| 1.8 | ■80A | | | | ■80A | ■72A | ■80A | | |
| 2.1 | ■180A | | ■81A | | ■180A | ■163A | ■180A | | ■115A |
| 2.2 | ■120A | | ■54A | | ■120A | ■109A | ■120A | | ■76A |
| 2.3 | ■120A | | ■54A | | ■120A | ■109A | ■120A | | ■76A |
| 2.4 | | | | | | | | | |
| 3.1 | ■300B | •109B | ■136B | | ■300B | ■272B | ■300B | •115B | ■192B |
| 3.2 | ■180B | •54B | ■81B | | ■180B | ■163B | ■180B | •76B | ■115B |
| 3.3 | ■180B | •90B | ■109B | | ■180B | ■163B | ■180B | •96B | ■115B |
| 3.4 | ■150B | •54B | ■72B | | ■150B | ■136B | ■150B | •76B | ■96B |
| 4.1 | | ■109B | ■136B | | | | | ■153B | ■192B |
| 4.2 | ■160B | ■72B | ■90B | | ■160B | ■145B | ■160B | ■76B | ■96B |
| 4.3 | ■100B | ■36B | ■45B | | ■100B | ■90B | ■100B | ■46B | ■61B |
| 5.1 | | •109B | ■136B | | | | | •153B | ■192B |
| 5.2 | ■80A | •22A | ■27A | | ■80A | ■72A | ■80A | •30A | ■38A |
| 5.3 | ■50A | •18A | ■22A | | ■50A | ■45A | ■50A | •23A | ■30A |
| 6.1 | | ■227C | ■363C | | | | | •269C | •384C |
| 6.2 | | ■227C | ■363C | | | | | •269C | •384C |
| 6.3 | | ■227C | ■363C | | | | | •269C | •384C |
| 6.4 | | •36B | ■54B | | | | | •46B | •61B |
| 7.1 | | •950C | ■950C | | | | | •950C | •950C |
| 7.2 | | •950C | ■950C | | | | | •950C | •950C |
| 7.3 | | •454C | ■681C | | | | | ■384C | ■576C |
| 7.4 | | •181B | ■363B | ■318B | | | | ■153B | ■307B |
| 8.1 | | •227C | ■318C | | | | | •230C | •307C |
| 8.2 | | •227C | ■318C | | | | | •230C | ■307C |
| 8.3 | | •227B | ■318B | ■109B | | | | •230B | ■307B |
| 9.1 | | | ■5A | | | | | | ■9A |
| 10.1 | | | | ■250B | | | | | |
| $a_z$ | 1.0 | 1.0 | 1.0 | 1.0 | 1.0 | 1.0 | 1.0 | 1.0 | 1.0 |

DORMER

| Z | | fz | Ø mm mm/z ± 25% | | | | | | | | | | | | | | | |
|---|---|---|---|---|---|---|---|---|---|---|---|---|---|---|---|---|---|---|
| | | | >0,5 | 0.6 | 0.8 | 1 | 2 | 3 | 4 | 5 | 6 | 8 | 10 | 12 | 14 | 16 | 18 | 20 |
| >4 | ↕ 1,5 ↔ 0,05 | A | | | | | | | | | 0.015 | 0.020 | 0.025 | 0.030 | 0.035 | 0.040 | 0.050 | 0.060 |
| | | B | | | | | | | | | 0.045 | 0.050 | 0.060 | 0.075 | 0.080 | 0.090 | 0.100 | 0.110 |
| | | C | | | | | | | | | 0.065 | 0.075 | 0.090 | 0.110 | 0.120 | 0.130 | 0.150 | 0.170 |
| 3-4 | ↕ 1,5 ↔ 0,1 | A | | | | | 0.010 | 0.020 | 0.030 | 0.040 | 0.045 | 0.050 | 0.060 | 0.075 | 0.080 | 0.090 | 0.100 | 0.120 |
| | | B | | | | | 0.015 | 0.030 | 0.040 | 0.055 | 0.065 | 0.075 | 0.090 | 0.110 | 0.120 | 0.130 | 0.150 | 0.170 |
| | | C | | | | | 0.015 | 0.030 | 0.040 | 0.055 | 0.085 | 0.100 | 0.120 | 0.140 | 0.150 | 0.170 | 0.200 | 0.220 |
| 3-4 | ↕ 1 ↔ 0,5 | A | | | | 0.001 | 0.003 | 0.005 | 0.008 | 0.010 | 0.013 | 0.020 | 0.027 | 0.035 | 0.040 | 0.050 | 0.055 | 0.060 |
| | | B | | | | 0.002 | 0.004 | 0.008 | 0.012 | 0.015 | 0.020 | 0.030 | 0.040 | 0.050 | 0.060 | 0.070 | 0.080 | 0.090 |
| | | C | | | | 0.003 | 0.005 | 0.010 | 0.015 | 0.020 | 0.025 | 0.040 | 0.050 | 0.065 | 0.080 | 0.090 | 0.105 | 0.120 |
| 2-3 | ↕ 0,5 ↔ 1 | A | 0.001 | 0.001 | 0.002 | 0.002 | 0.005 | 0.009 | 0.013 | 0.017 | 0.020 | 0.023 | 0.035 | 0.040 | 0.050 | 0.055 | 0.060 | 0.070 |
| | | B | 0.001 | 0.002 | 0.003 | 0.003 | 0.007 | 0.013 | 0.020 | 0.025 | 0.030 | 0.035 | 0.050 | 0.060 | 0.070 | 0.080 | 0.090 | 0.100 |
| | | C | 0.002 | 0.003 | 0.004 | 0.004 | 0.009 | 0.017 | 0.025 | 0.033 | 0.040 | 0.045 | 0.065 | 0.080 | 0.090 | 0.105 | 0.120 | 0.130 |
| 3-4 | ↕ 0,5 ↔ 1 | A | | | | | | | | | 0.013 | 0.024 | 0.033 | 0.040 | 0.046 | 0.052 | 0.056 | 0.062 |
| | | B | | | | | | | | | 0.015 | 0.031 | 0.039 | 0.046 | 0.055 | 0.061 | 0.068 | 0.077 |
| | | C | | | | | | | | | 0.017 | 0.037 | 0.048 | 0.055 | 0.064 | 0.072 | 0.080 | 0.089 |
| | ↕ 1 ↔ 0,5 | D | | | | | | | | | 0.025 | 0.047 | 0.060 | 0.068 | 0.079 | 0.089 | 0.100 | 0.110 |
| | | E | | | | | | | | | 0.049 | 0.092 | 0.122 | 0.148 | 0.163 | 0.184 | 0.204 | 0.224 |
| 2 & 4 | ↕ 0,1 - 0,5mm ↔ 0,1 - 0,5mm | A | | | | | 0.010 | 0.017 | 0.023 | 0.028 | 0.032 | 0.040 | 0.050 | 0.055 | 0.070 | 0.080 | | |
| | | BC | | | | | 0.015 | 0.022 | 0.030 | 0.035 | 0.040 | 0.050 | 0.060 | 0.070 | 0.085 | 0.100 | | |
| 4 | ↕ 0,01 - 0,1 ↔ ≤ 1 | A | | | | 0.003 | 0.008 | 0.015 | 0.022 | 0.030 | 0.040 | 0.050 | 0.055 | 0.065 | | 0.080 | | |
| | | BC | | | | 0.006 | 0.013 | 0.021 | 0.003 | 0.040 | 0.050 | 0.060 | 0.070 | 0.080 | | 0.100 | | |

| Z | | fz | S002, S022, S003, S033, S004, S044, S005, S015, S006, S016, S007, S017, S902, S903, S904 Ø mm mm/z ± 25% | | | | | | | | | | |
|---|---|---|---|---|---|---|---|---|---|---|---|---|---|
| | | | 2 | 3 | 4 | 5 | 6 | 8 | 10 | 12 | 14 | 16 | 20 |
| 3-4 | ↕ 1,5 ↔ 0,1 | A | 0.012 | 0.019 | 0.028 | 0.036 | 0.048 | 0.048 | 0.070 | 0.080 | 0.090 | 0.107 | 0.134 |
| | | B | 0.015 | 0.022 | 0.034 | 0.042 | 0.057 | 0.057 | 0.079 | 0.094 | 0.110 | 0.126 | 0.155 |
| | | C | 0.016 | 0.025 | 0.038 | 0.047 | 0.063 | 0.063 | 0.088 | 0.106 | 0.123 | 0.141 | 0.176 |
| 3-4 | ↕ 1,5 ↔ 0,25 | A | 0.010 | 0.015 | 0.023 | 0.028 | 0.038 | 0.038 | 0.053 | 0.064 | 0.075 | 0.085 | 0.107 |
| | | B | 0.012 | 0.018 | 0.027 | 0.034 | 0.046 | 0.046 | 0.063 | 0.076 | 0.088 | 0.100 | 0.125 |
| | | C | 0.013 | 0.020 | 0.030 | 0.038 | 0.051 | 0.051 | 0.070 | 0.084 | 0.099 | 0.113 | 0.141 |
| 2-3 | ↕ 0,5 ↔ 1 | A | 0.005 | 0.007 | 0.009 | 0.013 | 0.016 | 0.024 | 0.033 | 0.040 | 0.046 | 0.053 | 0.053 |
| | | B | 0.006 | 0.008 | 0.011 | 0.016 | 0.019 | 0.029 | 0.040 | 0.048 | 0.056 | 0.064 | 0.064 |
| | | C | 0.006 | 0.009 | 0.012 | 0.017 | 0.021 | 0.031 | 0.043 | 0.051 | 0.060 | 0.068 | 0.068 |
| 2-3 | ↕ 1 ↔ 1 | A | 0.002 | 0.004 | 0.006 | 0.007 | 0.011 | 0.013 | 0.019 | 0.027 | 0.032 | 0.037 | 0.042 |
| | | B | 0.004 | 0.007 | 0.009 | 0.013 | 0.015 | 0.023 | 0.032 | 0.038 | 0.045 | 0.051 | 0.051 |
| | | C | 0.005 | 0.007 | 0.010 | 0.014 | 0.016 | 0.025 | 0.034 | 0.041 | 0.048 | 0.055 | 0.055 |

| Z | | fz | S140 / S142 Ø mm mm/z ± 25% | | | | | | | | |
|---|---|---|---|---|---|---|---|---|---|---|---|
| | | | 2 | 4 | 6 | 8 | 10 | 12 | 14 | 16 | 20 |
| S140 | ↕ 1,5 ↔ 0,1 | A | 0.013 | 0.033 | 0.049 | 0.065 | 0.081 | 0.088 | 0.101 | 0.130 | 0.163 |
| S140 S142 | ↕ 1,5 ↔ 0,5 | A | 0.020 | 0.050 | 0.075 | 0.100 | 0.125 | 0.135 | 0.155 | 0.200 | 0.250 |
| S142 | ↕ 4 ↔ 0,5 | A | 0.017 | 0.042 | 0.063 | 0.083 | 0.105 | 0.113 | 0.130 | 0.167 | 0.208 |

# S124 / S125

- End Mill - Single Flute
- Langlochfräster, einschneidig
- Frezen, éénsnijders
- Fraise 1 dent à rainurer
- Fresas de acabado de 1 labio
- Fresa de Acabamento 1 Navalha

## S124

■ 1.1 1.2 5.1 6.1 6.2 6.3 7.1 7.2

● 1.3 1.4 2.1 3.1 3.2 3.3 3.4 4.1 4.2 5.2 7.3 8.1

| $d_1$ Ø mm | $d_2$ Ø mm | $l_2$ mm | $l_1$ mm | z | e-Code |
|---|---|---|---|---|---|
| 3.00 | 6 | 7 | 57 | 1 | S1243.0 |
| 4.00 | 6 | 8 | 57 | 1 | S1244.0 |
| 5.00 | 6 | 10 | 57 | 1 | S1245.0 |
| 6.00 | 6 | 10 | 57 | 1 | S1246.0 |

| $d_1$ Ø mm | $d_2$ Ø mm | $l_2$ mm | $l_1$ mm | z | e-Code |
|---|---|---|---|---|---|
| 8.00 | 8 | 16 | 63 | 1 | S1248.0 |
| 10.00 | 10 | 19 | 72 | 1 | S12410.0 |




## S125

■ 7.3 7.4 8.1 8.2 8.3

● 7.1 7.2

| $d_1$ Ø mm | $d_2$ Ø mm | $l_2$ mm | $l_1$ mm | z | e-Code |
|---|---|---|---|---|---|
| 3.00 | 6 | 7 | 57 | 1 | S1253.0 |
| 4.00 | 6 | 8 | 57 | 1 | S1254.0 |
| 5.00 | 6 | 10 | 57 | 1 | S1255.0 |
| 6.00 | 6 | 10 | 57 | 1 | S1256.0 |

| $d_1$ Ø mm | $d_2$ Ø mm | $l_2$ mm | $l_1$ mm | z | e-Code |
|---|---|---|---|---|---|
| 8.00 | 8 | 16 | 63 | 1 | S1258.0 |
| 10.00 | 10 | 19 | 72 | 1 | S12510.0 |

# S150 / S152

- Miniature End Mill
- Kleinstfräser
- Micro frezen
- Micro-fraises
- Fresas en miniatura
- Fresa de Desbaste

## S150

N | HM | TiAlN X | D | DIN 6535 HA | h9 | λ 30° | HSM

■ 1.1 1.2 1.3 1.4 1.5 1.6 1.7 1.8 2.1 2.2 2.3 3.1 3.2 3.3 3.4 4.2 4.3 5.2 5.3 6.1 6.2 6.3 6.4 7.1 7.2 7.3 7.4 8.2 8.3 9.1 10.1

| $d_1$ Ø mm | $d_2$ Ø mm | $l_2$ mm | $l_1$ mm | z | $l_3$ mm | $d_3$ Ø mm | α | e-Code |
|---|---|---|---|---|---|---|---|---|
| **0.4** | 3 | 0.4 | 38 | 2 | 1.0 | 0.36 | 30° | **S150.4** |
| **0.5** | 3 | 0.5 | 38 | 2 | 1.2 | 0.46 | 30° | **S150.5** |
| **0.6** | 3 | 0.6 | 38 | 2 | 1.5 | 0.56 | 30° | **S150.6** |
| **0.8** | 3 | 0.8 | 38 | 2 | 2.0 | 0.76 | 30° | **S150.8** |

| $d_1$ Ø mm | $d_2$ Ø mm | $l_2$ mm | $l_1$ mm | z | $l_3$ mm | $d_3$ Ø mm | α | e-Code |
|---|---|---|---|---|---|---|---|---|
| **1.0** | 3 | 1.0 | 38 | 2 | 2.5 | 0.96 | 30° | **S1501.0** |




## S152

N | HM | TiAlN X | D | DIN 6535 HA | h9 | λ 30° | HSM

■ 1.1 1.2 1.3 1.4 1.5 1.6 1.7 1.8 2.1 2.2 2.3 3.1 3.2 3.3 3.4 4.2 4.3 5.2 5.3 6.1 6.2 6.3 6.4 7.1 7.2 7.3 7.4 8.2 8.3 9.1 10.1

| $d_1$ Ø mm | $d_2$ Ø mm | $l_2$ mm | $l_1$ mm | z | $l_3$ mm | $d_3$ Ø mm | α | e-Code |
|---|---|---|---|---|---|---|---|---|
| **0.5** | 3 | 0.5 | 60 | 2 | 2.5 | 0.46 | 30° | **S152.5** |
| **0.6** | 3 | 0.6 | 60 | 2 | 3.0 | 0.56 | 30° | **S152.6** |

| $d_1$ Ø mm | $d_2$ Ø mm | $l_2$ mm | $l_1$ mm | z | $l_3$ mm | $d_3$ Ø mm | α | e-Code |
|---|---|---|---|---|---|---|---|---|
| **0.8** | 3 | 0.8 | 60 | 2 | 4.0 | 0.76 | 30° | **S152.8** |
| **1.0** | 3 | 1.0 | 60 | 2 | 5.0 | 0.96 | 30° | **S1521.0** |

# S102

- Slot Drill
- Langlochfräser
- Spiebaanfrezen
- Fraises à rainurer
- Fresas de ranurar
- Fresa de Ranhurar




## S102

■ 1.1 1.2 1.3 1.4 1.5 1.6 1.7 3.1 3.2 3.3 3.4 4.1 4.2 4.3 5.1 5.2 5.3 6.1 6.2 6.3 6.4 9.1

● 1.8 2.1 2.2 2.3 7.1 7.2 7.3 7.4 8.1 8.2 8.3

| $d_1$ Ø mm | $d_2$ Ø mm | $l_2$ mm | $l_1$ mm | z | e-Code |
|---|---|---|---|---|---|
| **2.00** | 6 | 3 | 50 | 2 | **S1022.0** |
| **2.50** | 6 | 3 | 50 | 2 | **S1022.5** |
| **2.80** | 6 | 4 | 50 | 2 | **S1022.8** |
| **3.00** | 6 | 4 | 50 | 2 | **S1023.0** |
| **3.50** | 6 | 4 | 50 | 2 | **S1023.5** |
| **3.80** | 6 | 5 | 54 | 2 | **S1023.8** |
| **4.00** | 6 | 5 | 54 | 2 | **S1024.0** |
| **4.80** | 6 | 6 | 54 | 2 | **S1024.8** |
| **5.00** | 6 | 6 | 54 | 2 | **S1025.0** |
| **5.75** | 6 | 7 | 54 | 2 | **S1025.75** |
| **6.00** | 6 | 7 | 54 | 2 | **S1026.0** |
| **6.75** | 8 | 8 | 58 | 2 | **S1026.75** |
| **7.00** | 8 | 8 | 58 | 2 | **S1027.0** |
| **7.75** | 8 | 9 | 58 | 2 | **S1027.75** |

| $d_1$ Ø mm | $d_2$ Ø mm | $l_2$ mm | $l_1$ mm | z | e-Code |
|---|---|---|---|---|---|
| **8.00** | 8 | 9 | 58 | 2 | **S1028.0** |
| **9.00** | 10 | 10 | 66 | 2 | **S1029.0** |
| **9.70** | 10 | 11 | 66 | 2 | **S1029.7** |
| **10.00** | 10 | 11 | 66 | 2 | **S10210.0** |
| **11.70** | 12 | 12 | 73 | 2 | **S10211.7** |
| **12.00** | 12 | 12 | 73 | 2 | **S10212.0** |
| **13.70** | 14 | 14 | 75 | 2 | **S10213.7** |
| **14.00** | 14 | 14 | 75 | 2 | **S10214.0** |
| **15.70** | 16 | 16 | 82 | 2 | **S10215.7** |
| **16.00** | 16 | 16 | 82 | 2 | **S10216.0** |
| **17.70** | 18 | 18 | 84 | 2 | **S10217.7** |
| **18.00** | 18 | 18 | 84 | 2 | **S10218.0** |
| **19.70** | 20 | 20 | 92 | 2 | **S10219.7** |
| **20.00** | 20 | 20 | 92 | 2 | **S10220.0** |

# S002 / S022

- Slot Drill
- Langlochfräser
- Spiebaanfrezen
- Fraises à rainurer
- Fresas de ranurar
- Fresa de Ranhurar




## S002

■ 1.1 1.2 1.3 1.4 3.1 3.3 4.1 5.1 6.1 6.2 6.3

● 1.5 3.2 3.4 4.2 4.3 6.4 7.1 7.2 7.3 8.1 8.2 8.3

| $d_1$ Ø mm | $d_2$ Ø mm | $l_2$ mm | $l_1$ mm | z | e-Code |
|---|---|---|---|---|---|
| **2.00** | 3 | 6 | 38 | 2 | **S0022.0** |
| **2.50** | 3 | 7 | 38 | 2 | **S0022.5** |
| **3.00** | 3 | 7 | 38 | 2 | **S0023.0** |
| **3.50** | 4 | 8 | 50 | 2 | **S0023.5** |
| **4.00** | 4 | 8 | 50 | 2 | **S0024.0** |
| **5.00** | 5 | 9 | 50 | 2 | **S0025.0** |
| **6.00** | 6 | 10 | 54 | 2 | **S0026.0** |
| **8.00** | 8 | 13 | 58 | 2 | **S0028.0** |

| $d_1$ Ø mm | $d_2$ Ø mm | $l_2$ mm | $l_1$ mm | z | e-Code |
|---|---|---|---|---|---|
| **10.00** | 10 | 16 | 66 | 2 | **S00210.0** |
| **12.00** | 12 | 18 | 73 | 2 | **S00212.0** |
| **14.00** | 14 | 21 | 75 | 2 | **S00214.0** |
| **16.00** | 16 | 24 | 82 | 2 | **S00216.0** |
| **20.00** | 20 | 30 | 92 | 2 | **S00220.0** |

## S022

■ 1.1 1.2 1.3 1.4 1.5 3.1 3.2 3.3 3.4 4.1 4.2 4.3 5.1 6.1 6.2 6.3 6.4

● 1.6 2.1 2.2 2.3 7.1 7.2 7.3 7.4 8.1 8.2

| $d_1$ Ø mm | $d_2$ Ø mm | $l_2$ mm | $l_1$ mm | z | e-Code |
|---|---|---|---|---|---|
| **2.00** | 3 | 6 | 38 | 2 | **S0222.0** |
| **2.50** | 3 | 7 | 38 | 2 | **S0222.5** |
| **3.00** | 3 | 7 | 38 | 2 | **S0223.0** |
| **3.50** | 4 | 8 | 50 | 2 | **S0223.5** |
| **4.00** | 4 | 8 | 50 | 2 | **S0224.0** |
| **5.00** | 5 | 9 | 50 | 2 | **S0225.0** |
| **6.00** | 6 | 10 | 54 | 2 | **S0226.0** |
| **8.00** | 8 | 13 | 58 | 2 | **S0228.0** |

| $d_1$ Ø mm | $d_2$ Ø mm | $l_2$ mm | $l_1$ mm | z | e-Code |
|---|---|---|---|---|---|
| **10.00** | 10 | 16 | 66 | 2 | **S02210.0** |
| **12.00** | 12 | 18 | 73 | 2 | **S02212.0** |
| **14.00** | 14 | 21 | 75 | 2 | **S02214.0** |
| **16.00** | 16 | 24 | 82 | 2 | **S02216.0** |
| **20.00** | 20 | 30 | 92 | 2 | **S02220.0** |

# S120 / S122

DORMER

- Slot Drill
- Langlochfräser
- Spiebaanfrezen
- Fraises à rainurer
- Fresas de ranurar
- Fresa de Ranhurar




## S120

N | HM | DIN 6527 | DIN 6535 HA | h10 | λ 30°

■ 4.1 4.2 4.3 6.1 6.2 6.3

● 1.1 1.2 1.3 1.4 3.1 3.2 3.3 3.4 5.1 5.2 5.3 7.1 7.2 7.3 7.4 8.1 8.2 8.3

| $d_1$ Ø mm | $d_2$ Ø mm | $l_2$ mm | $l_1$ mm | z | e-Code |
|---|---|---|---|---|---|
| 1.00 | 3 | 3 | 38 | 2 | S1201.0 |
| 1.50 | 3 | 3 | 38 | 2 | S1201.5 |
| 2.00 | 3 | 6 | 38 | 2 | S1202.0 |
| 2.50 | 3 | 7 | 38 | 2 | S1202.5 |
| 3.00 | 3 | 7 | 38 | 2 | S1203.0 |
| 3.50 | 6 | 7 | 57 | 2 | S1203.5 |
| 4.00 | 6 | 8 | 57 | 2 | S1204.0 |
| 4.50 | 6 | 8 | 57 | 2 | S1204.5 |
| 5.00 | 6 | 10 | 57 | 2 | S1205.0 |
| 6.00 | 6 | 10 | 57 | 2 | S1206.0 |
| 7.00 | 8 | 13 | 63 | 2 | S1207.0 |
| 8.00 | 8 | 16 | 63 | 2 | S1208.0 |
| 9.00 | 10 | 16 | 72 | 2 | S1209.0 |
| 10.00 | 10 | 19 | 72 | 2 | S12010.0 |
| 12.00 | 12 | 22 | 83 | 2 | S12012.0 |
| 14.00 | 14 | 22 | 83 | 2 | S12014.0 |
| 16.00 | 16 | 26 | 92 | 2 | S12016.0 |
| 18.00 | 18 | 26 | 92 | 2 | S12018.0 |
| 20.00 | 20 | 32 | 104 | 2 | S12020.0 |




## S122

N | HM | TiAlN X | DIN 6527 | DIN 6535 HA | h10 | λ 30°

■ 1.1 1.2 1.3 1.4 1.5 1.6 1.7 3.1 3.2 3.3 3.4 4.1 4.2 4.3 5.1 5.2 5.3 6.1 6.2 6.3 9.1

● 1.8 2.1 2.2 2.3 7.1 7.2 7.3 7.4 8.1 8.2 8.3

| $d_1$ Ø mm | $d_2$ Ø mm | $l_2$ mm | $l_1$ mm | z | e-Code |
|---|---|---|---|---|---|
| 2.00 | 6 | 6 | 57 | 2 | S1222.0 |
| 2.50 | 6 | 7 | 57 | 2 | S1222.5 |
| 3.00 | 6 | 7 | 57 | 2 | S1223.0 |
| 3.50 | 6 | 7 | 57 | 2 | S1223.5 |
| 4.00 | 6 | 8 | 57 | 2 | S1224.0 |
| 4.50 | 6 | 8 | 57 | 2 | S1224.5 |
| 5.00 | 6 | 10 | 57 | 2 | S1225.0 |
| 6.00 | 6 | 10 | 57 | 2 | S1226.0 |
| 7.00 | 8 | 13 | 63 | 2 | S1227.0 |
| 8.00 | 8 | 16 | 63 | 2 | S1228.0 |
| 9.00 | 10 | 16 | 72 | 2 | S1229.0 |
| 10.00 | 10 | 19 | 72 | 2 | S12210.0 |
| 11.00 | 12 | 22 | 83 | 2 | S12211.0 |
| 12.00 | 12 | 22 | 83 | 2 | S12212.0 |
| 14.00 | 14 | 22 | 83 | 2 | S12214.0 |
| 16.00 | 16 | 26 | 92 | 2 | S12216.0 |
| 18.00 | 18 | 26 | 92 | 2 | S12218.0 |
| 20.00 | 20 | 32 | 104 | 2 | S12220.0 |

# S902

- Slot Drill
- Langlochfräser
- Spiebaanfrezen
- Fraises de finition
- Fresas de acabado
- Fresa de Acabamento

NEW
2008.09




## S902

■ 1.1 1.2 1.3 1.4 3.1 3.3 4.1 5.1 6.1 6.2 6.3

● 1.5 3.2 3.4 4.2 4.3 6.4 7.1 7.2 7.3 8.1 8.2 8.3

| $d_1$ Ø mm | $d_2$ Ø mm | $l_2$ mm | $l_1$ mm | z | e-Code |
|---|---|---|---|---|---|
| **2.00** | 3 | 6 | 38 | 2 | **S9022.0** |
| **2.50** | 3 | 9 | 38 | 2 | **S9022.5** |
| **3.00** | 3 | 12 | 38 | 2 | **S9023.0** |
| **4.00** | 4 | 14 | 50 | 2 | **S9024.0** |
| **5.00** | 5 | 16 | 50 | 2 | **S9025.0** |
| **6.00** | 6 | 19 | 57 | 2 | **S9026.0** |
| **7.00** | 8 | 19 | 63 | 2 | **S9027.0** |
| **8.00** | 8 | 19 | 63 | 2 | **S9028.0** |

| $d_1$ Ø mm | $d_2$ Ø mm | $l_2$ mm | $l_1$ mm | z | e-Code |
|---|---|---|---|---|---|
| **9.00** | 10 | 21 | 72 | 2 | **S9029.0** |
| **10.00** | 10 | 22 | 72 | 2 | **S90210.0** |
| **12.00** | 12 | 25 | 73 | 2 | **S90212.0** |
| **14.00** | 14 | 30 | 83 | 2 | **S90214.0** |
| **16.00** | 16 | 32 | 92 | 2 | **S90216.0** |
| **18.00** | 18 | 32 | 92 | 2 | **S90218.0** |
| **20.00** | 20 | 38 | 104 | 2 | **S90220.0** |

# S005 / S015

- Slot Drill
- Langlochfräser
- Spiebaanfrezen
- Fraises à rainurer
- Fresas de ranurar
- Fresa de Ranhurar




## S005

■ 1.1 1.2 1.3 1.4 3.1 3.3 4.1 5.1 6.1 6.2 6.3

● 1.5 3.2 3.4 4.2 4.3 6.4 7.1 7.2 7.3 8.1 8.2 8.3

| $d_1$ Ø mm | $d_2$ Ø mm | $l_2$ mm | $l_1$ mm | z | e-Code |
|---|---|---|---|---|---|
| 2.00 | 3 | 6 | 38 | 2 | S0052.0 |
| 3.00 | 3 | 12 | 38 | 2 | S0053.0 |
| 4.00 | 4 | 14 | 50 | 2 | S0054.0 |
| 5.00 | 5 | 16 | 50 | 2 | S0055.0 |
| 6.00 | 6 | 19 | 57 | 2 | S0056.0 |
| 8.00 | 8 | 19 | 63 | 2 | S0058.0 |

| $d_1$ Ø mm | $d_2$ Ø mm | $l_2$ mm | $l_1$ mm | z | e-Code |
|---|---|---|---|---|---|
| 10.00 | 10 | 22 | 72 | 2 | S00510.0 |
| 12.00 | 12 | 25 | 73 | 2 | S00512.0 |
| 14.00 | 14 | 30 | 83 | 2 | S00514.0 |
| 16.00 | 16 | 32 | 92 | 2 | S00516.0 |
| 20.00 | 20 | 38 | 104 | 2 | S00520.0 |




## S015

■ 1.1 1.2 1.3 1.4 1.5 3.1 3.2 3.3 3.4 4.1 4.2 4.3 5.1 6.1 6.2 6.3

● 1.6 2.1 2.2 2.3 7.1 7.2 7.3 7.4 8.1 8.2 8.3

| $d_1$ Ø mm | $d_2$ Ø mm | $l_2$ mm | $l_1$ mm | z | e-Code |
|---|---|---|---|---|---|
| 2.00 | 3 | 6 | 38 | 2 | S0152.0 |
| 3.00 | 3 | 12 | 38 | 2 | S0153.0 |
| 4.00 | 4 | 14 | 50 | 2 | S0154.0 |
| 5.00 | 5 | 16 | 50 | 2 | S0155.0 |
| 6.00 | 6 | 19 | 57 | 2 | S0156.0 |
| 8.00 | 8 | 19 | 63 | 2 | S0158.0 |

| $d_1$ Ø mm | $d_2$ Ø mm | $l_2$ mm | $l_1$ mm | z | e-Code |
|---|---|---|---|---|---|
| 10.00 | 10 | 22 | 72 | 2 | S01510.0 |
| 12.00 | 12 | 25 | 73 | 2 | S01512.0 |
| 14.00 | 14 | 30 | 83 | 2 | S01514.0 |
| 16.00 | 16 | 32 | 92 | 2 | S01516.0 |
| 20.00 | 20 | 38 | 104 | 2 | S01520.0 |

# S140 / S142

- Slot Drill
- Langlochfräser / Schaftfräser
- Spiebaanfrezen
- Fraises de finition
- Fresas de acabado
- Fresa de Acabamento

NEW 2007.10




## S140

N | HM | D | DIN 6535 HA | h10 | λ 30° | HSM

■ 7.1 7.2 7.3 8.1

| $d_1$ Ø mm | $d_2$ Ø mm | $l_2$ mm | $l_1$ mm | z | e-Code |
|---|---|---|---|---|---|
| **2.00** | 3 | 4 | 38 | 2 | **S1402.0** |
| **3.00** | 3 | 5 | 38 | 2 | **S1403.0** |
| **4.00** | 4 | 7 | 50 | 2 | **S1404.0** |
| **5.00** | 5 | 9 | 50 | 2 | **S1405.0** |
| **6.00** | 6 | 18 | 57 | 2 | **S1406.0** |
| **7.00** | 7 | 18 | 60 | 2 | **S1407.0** |
| **8.00** | 8 | 18 | 63 | 2 | **S1408.0** |
| **9.00** | 9 | 20 | 67 | 2 | **S1409.0** |

| $d_1$ Ø mm | $d_2$ Ø mm | $l_2$ mm | $l_1$ mm | z | e-Code |
|---|---|---|---|---|---|
| **10.00** | 10 | 22 | 72 | 2 | **S14010.0** |
| **12.00** | 12 | 22 | 83 | 2 | **S14012.0** |
| **14.00** | 14 | 25 | 83 | 2 | **S14014.0** |
| **16.00** | 16 | 29 | 92 | 2 | **S14016.0** |
| **18.00** | 18 | 33 | 92 | 2 | **S14018.0** |
| **20.00** | 20 | 36 | 104 | 2 | **S14020.0** |

NEW 2007.10




## S142

N | HM | D | DIN 6535 HA | h10 | λ 25° | HSM

■ 7.1 7.2 7.3 8.1

| $d_1$ Ø mm | $d_2$ Ø mm | $l_2$ mm | $l_1$ mm | z | e-Code |
|---|---|---|---|---|---|
| **2.00** | 3 | 8 | 50 | 2 | **S1422.0** |
| **3.00** | 3 | 12 | 50 | 2 | **S1423.0** |
| **4.00** | 4 | 16 | 60 | 2 | **S1424.0** |
| **5.00** | 5 | 20 | 60 | 2 | **S1425.0** |
| **6.00** | 6 | 24 | 65 | 2 | **S1426.0** |
| **7.00** | 7 | 28 | 79 | 2 | **S1427.0** |
| **8.00** | 8 | 32 | 79 | 2 | **S1428.0** |
| **9.00** | 9 | 36 | 88 | 2 | **S1429.0** |

| $d_1$ Ø mm | $d_2$ Ø mm | $l_2$ mm | $l_1$ mm | z | e-Code |
|---|---|---|---|---|---|
| **10.00** | 10 | 40 | 88 | 2 | **S14210.0** |
| **12.00** | 12 | 48 | 99 | 2 | **S14212.0** |
| **14.00** | 14 | 56 | 105 | 2 | **S14214.0** |
| **16.00** | 16 | 64 | 120 | 2 | **S14216.0** |
| **18.00** | 18 | 74 | 120 | 2 | **S14218.0** |
| **20.00** | 20 | 80 | 150 | 2 | **S14220.0** |

# S130 / S132

DORMER

- Slot Drill
- Langlochfräser
- Spiebaanfrezen
- Fraises de finition
- Fresas de acabado
- Fresa de Acabamento




## S130

■ 4.1 5.1 6.1 6.2 6.3 6.4 7.1 7.2 7.3 7.4 8.1 8.2 8.3

| $d_1$ Ø mm | $d_2$ Ø mm | $l_2$ mm | $l_1$ mm | z | $l_3$ mm | $d_3$ Ø mm | e-Code |
|---|---|---|---|---|---|---|---|
| **2.00** | 3 | 3.00 | 38 | 2 | 9 | 1.9 | **S1302.0** |
| **3.00** | 3 | 4.00 | 38 | 2 | 12 | 2.9 | **S1303.0** |
| **4.00** | 4 | 6.00 | 50 | 2 | 14 | 3.8 | **S1304.0** |
| **5.00** | 6 | 8.00 | 57 | 2 | 16 | 4.8 | **S1305.0** |
| **6.00** | 6 | 10.00 | 65 | 2 | 28 | 5.7 | **S1306.0** |
| **8.00** | 8 | 12.00 | 80 | 2 | 35 | 7.7 | **S1308.0** |

| $d_1$ Ø mm | $d_2$ Ø mm | $l_2$ mm | $l_1$ mm | z | $l_3$ mm | $d_3$ Ø mm | e-Code |
|---|---|---|---|---|---|---|---|
| **10.00** | 10 | 14.00 | 90 | 2 | 45 | 9.7 | **S13010.0** |
| **12.00** | 12 | 16.00 | 100 | 2 | 50 | 11.4 | **S13012.0** |
| **16.00** | 16 | 20.00 | 115 | 2 | 60 | 15.2 | **S13016.0** |
| **20.00** | 20 | 20.00 | 125 | 2 | 70 | 19.0 | **S13020.0** |




## S132

■ 4.1 5.1 6.1 6.2 6.3 6.4 7.1 7.2 7.3 7.4 8.1 8.2 8.3

| $d_1$ Ø mm | $d_2$ Ø mm | $l_2$ mm | $l_1$ mm | z | e-Code |
|---|---|---|---|---|---|
| **2.00** | 3 | 8 | 38 | 2 | **S1322.0** |
| **3.00** | 3 | 12 | 38 | 2 | **S1323.0** |
| **4.00** | 4 | 14 | 50 | 2 | **S1324.0** |
| **5.00** | 6 | 16 | 57 | 2 | **S1325.0** |

| $d_1$ Ø mm | $d_2$ Ø mm | $l_2$ mm | $l_1$ mm | z | e-Code |
|---|---|---|---|---|---|
| **6.00** | 6 | 22 | 65 | 2 | **S1326.0** |
| **8.00** | 8 | 28 | 80 | 2 | **S1328.0** |
| **10.00** | 10 | 32 | 90 | 2 | **S13210.0** |
| **12.00** | 12 | 38 | 100 | 2 | **S13212.0** |

# S302

- Slot Drill
- Langlochfräser
- Vingerfrezen
- Fraises à rainurer
- Fresas de ranurar
- Fresa de Ranhurar




## S302

N | HM | TiAlN X | DIN 6527 | P9 | DIN 6535 HB | e8 h10 | λ 30°

■ 1.1 1.2 1.3 1.4 1.5 1.6 1.7 3.1 3.2 3.3 3.4 5.1 5.2 5.3 6.1 6.2 6.3 6.4 7.1 7.2 7.3 7.4 8.1 8.2 8.3 9.1

● 1.8 4.1 4.2 4.3

| $d_1$ Ø mm | $d_2$ Ø mm | $l_2$ mm | $l_1$ mm | z | e-Code |
|---|---|---|---|---|---|
| **2.00** | 6 | 3 | 50 | 3 | **S3022.0** |
| **2.50** | 6 | 3 | 50 | 3 | **S3022.5** |
| **2.80** | 6 | 4 | 50 | 3 | **S3022.8** |
| **3.00** | 6 | 4 | 50 | 3 | **S3023.0** |
| **3.50** | 6 | 4 | 50 | 3 | **S3023.5** |
| **3.80** | 6 | 5 | 54 | 3 | **S3023.8** |
| **4.00** | 6 | 5 | 54 | 3 | **S3024.0** |
| **4.80** | 6 | 6 | 54 | 3 | **S3024.8** |
| **5.00** | 6 | 6 | 54 | 3 | **S3025.0** |
| **5.75** | 6 | 7 | 54 | 3 | **S3025.75** |
| **6.00** | 6 | 7 | 54 | 3 | **S3026.0** |
| **6.75** | 8 | 8 | 58 | 3 | **S3026.75** |
| **7.00** | 8 | 8 | 58 | 3 | **S3027.0** |
| **7.75** | 8 | 9 | 58 | 3 | **S3027.75** |

| $d_1$ Ø mm | $d_2$ Ø mm | $l_2$ mm | $l_1$ mm | z | e-Code |
|---|---|---|---|---|---|
| **8.00** | 8 | 9 | 58 | 3 | **S3028.0** |
| **9.00** | 10 | 10 | 66 | 3 | **S3029.0** |
| **9.70** | 10 | 11 | 66 | 3 | **S3029.7** |
| **10.00** | 10 | 11 | 66 | 3 | **S30210.0** |
| **11.70** | 12 | 12 | 73 | 3 | **S30211.7** |
| **12.00** | 12 | 12 | 73 | 3 | **S30212.0** |
| **13.70** | 14 | 14 | 75 | 3 | **S30213.7** |
| **14.00** | 14 | 14 | 75 | 3 | **S30214.0** |
| **15.70** | 16 | 16 | 82 | 3 | **S30215.7** |
| **16.00** | 16 | 16 | 82 | 3 | **S30216.0** |
| **17.70** | 18 | 18 | 84 | 3 | **S30217.7** |
| **18.00** | 18 | 18 | 84 | 3 | **S30218.0** |
| **19.70** | 20 | 20 | 92 | 3 | **S30219.7** |
| **20.00** | 20 | 20 | 92 | 3 | **S30220.0** |

# S320 / S311

DORMER

- Slot Drill
- Schaftfräser
- Vingerfrezen
- Fraises de finition
- Fresas de acabado
- Fresa de Acabamento




## S320

N | HM | DIN 6527 | DIN 6535 HA | h10 | λ 30°

■ 6.1 6.2 6.3 6.4 7.1 7.2 7.3 7.4 8.1 8.2 8.3

● 1.1 1.2 1.3 1.4 3.1 3.2 3.3 3.4 4.1 4.2 4.3 5.1 5.2 5.3

| $d_1$ Ø mm | $d_2$ Ø mm | $l_2$ mm | $l_1$ mm | z | e-Code | $d_1$ Ø mm | $d_2$ Ø mm | $l_2$ mm | $l_1$ mm | z | e-Code |
|---|---|---|---|---|---|---|---|---|---|---|---|
| 1.00 | 3 | 3 | 38 | 3 | S3201.0 | 7.00 | 8 | 13 | 63 | 3 | S3207.0 |
| 1.50 | 3 | 3 | 38 | 3 | S3201.5 | 8.00 | 8 | 16 | 63 | 3 | S3208.0 |
| 2.00 | 3 | 6 | 38 | 3 | S3202.0 | 9.00 | 10 | 16 | 72 | 3 | S3209.0 |
| 2.50 | 3 | 7 | 38 | 3 | S3202.5 | 10.00 | 10 | 19 | 72 | 3 | S32010.0 |
| 3.00 | 3 | 7 | 38 | 3 | S3203.0 | 11.00 | 12 | 22 | 83 | 3 | S32011.0 |
| 3.50 | 6 | 7 | 57 | 3 | S3203.5 | 12.00 | 12 | 22 | 83 | 3 | S32012.0 |
| 4.00 | 6 | 8 | 57 | 3 | S3204.0 | 14.00 | 14 | 22 | 83 | 3 | S32014.0 |
| 4.50 | 6 | 8 | 57 | 3 | S3204.5 | 16.00 | 16 | 26 | 92 | 3 | S32016.0 |
| 5.00 | 6 | 10 | 57 | 3 | S3205.0 | 18.00 | 18 | 26 | 92 | 3 | S32018.0 |
| 6.00 | 6 | 10 | 57 | 3 | S3206.0 | 20.00 | 20 | 32 | 104 | 3 | S32020.0 |




## S311

N | HM | TiAlN X | DIN 6527 | DIN 6535 HA | h10 | λ 45°

■ 1.1 1.2 1.3 1.4 1.5 1.6 2.1 2.2 2.3 4.1 4.2 4.3 5.1 5.2 5.3 9.1

● 1.7 1.8 3.1 3.2 3.3 3.4 6.1 6.2 6.3 6.4 7.1 7.2 7.3 7.4 8.1 8.2 8.3

| $d_1$ Ø mm | $d_2$ Ø mm | $l_2$ mm | $l_1$ mm | z | e-Code | $d_1$ Ø mm | $d_2$ Ø mm | $l_2$ mm | $l_1$ mm | z | e-Code |
|---|---|---|---|---|---|---|---|---|---|---|---|
| 4.00 | 6 | 8 | 57 | 3 | S3114.0 | 10.00 | 10 | 19 | 72 | 3 | S31110.0 |
| 5.00 | 6 | 10 | 57 | 3 | S3115.0 | 12.00 | 12 | 22 | 83 | 3 | S31112.0 |
| 6.00 | 6 | 10 | 57 | 3 | S3116.0 | 14.00 | 14 | 22 | 83 | 3 | S31114.0 |
| 7.00 | 8 | 13 | 63 | 3 | S3117.0 | 16.00 | 16 | 26 | 92 | 3 | S31116.0 |
| 8.00 | 8 | 16 | 63 | 3 | S3118.0 | 18.00 | 18 | 26 | 92 | 3 | S31118.0 |
| 9.00 | 10 | 16 | 72 | 3 | S3119.0 | 20.00 | 20 | 32 | 104 | 3 | S31120.0 |

# S322

- Slot Drill
- Schaftfräser
- Vingerfrezen
- Fraises de finition
- Fresas de acabado
- Fresa de Acabamento




## S322

■ 1.1 1.2 1.3 1.4 1.5 1.6 1.7 3.1 3.2 3.3 3.4 5.1 5.2 5.3 6.1 6.2 6.3 6.4 7.1 7.2 7.3 7.4 8.1 8.2 8.3 9.1

● 1.8 4.1 4.2 4.3

| $d_1$ Ø mm | $d_2$ Ø mm | $l_2$ mm | $l_1$ mm | z | e-Code |
|---|---|---|---|---|---|
| **2.00** | 6 | 6 | 57 | 3 | **S3222.0** |
| **2.50** | 6 | 7 | 57 | 3 | **S3222.5** |
| **3.00** | 6 | 7 | 57 | 3 | **S3223.0** |
| **3.50** | 6 | 7 | 57 | 3 | **S3223.5** |
| **4.00** | 6 | 8 | 57 | 3 | **S3224.0** |
| **4.50** | 6 | 8 | 57 | 3 | **S3224.5** |
| **5.00** | 6 | 10 | 57 | 3 | **S3225.0** |
| **6.00** | 6 | 10 | 57 | 3 | **S3226.0** |
| **7.00** | 8 | 13 | 63 | 3 | **S3227.0** |
| **8.00** | 8 | 16 | 63 | 3 | **S3228.0** |

| $d_1$ Ø mm | $d_2$ Ø mm | $l_2$ mm | $l_1$ mm | z | e-Code |
|---|---|---|---|---|---|
| **9.00** | 10 | 16 | 72 | 3 | **S3229.0** |
| **10.00** | 10 | 19 | 72 | 3 | **S32210.0** |
| **11.00** | 12 | 22 | 83 | 3 | **S32211.0** |
| **12.00** | 12 | 22 | 83 | 3 | **S32212.0** |
| **14.00** | 14 | 22 | 83 | 3 | **S32214.0** |
| **16.00** | 16 | 26 | 92 | 3 | **S32216.0** |
| **18.00** | 18 | 26 | 92 | 3 | **S32218.0** |
| **20.00** | 20 | 32 | 104 | 3 | **S32220.0** |

# S003 / S033

DORMER

- Slot Drill
- Langlochfräser
- Vingerfrezen
- Fraises à rainurer
- Fresas de ranurar
- Fresa de Ranhurar




## S003

N | HM | D | P9 | DIN 6535 HA | λ 30°

■ 1.1 1.2 1.3 1.4 3.1 3.3 4.1 5.1 6.1 6.2 6.3

● 1.5 3.2 3.4 4.2 4.3 6.4 7.1 7.2 7.3 8.1 8.2 8.3

| $d_1$ Ø mm | $d_2$ Ø mm | $l_2$ mm | $l_1$ mm | z | e-Code |
|---|---|---|---|---|---|
| 2.00 | 3 | 6 | 38 | 3 | S0032.0 |
| 2.50 | 3 | 7 | 38 | 3 | S0032.5 |
| 3.00 | 3 | 7 | 38 | 3 | S0033.0 |
| 3.50 | 4 | 8 | 50 | 3 | S0033.5 |
| 4.00 | 4 | 8 | 50 | 3 | S0034.0 |
| 5.00 | 5 | 9 | 50 | 3 | S0035.0 |
| 6.00 | 6 | 10 | 54 | 3 | S0036.0 |
| 8.00 | 8 | 13 | 58 | 3 | S0038.0 |

| $d_1$ Ø mm | $d_2$ Ø mm | $l_2$ mm | $l_1$ mm | z | e-Code |
|---|---|---|---|---|---|
| 10.00 | 10 | 16 | 66 | 3 | S00310.0 |
| 12.00 | 12 | 18 | 73 | 3 | S00312.0 |
| 14.00 | 14 | 21 | 75 | 3 | S00314.0 |
| 16.00 | 16 | 24 | 82 | 3 | S00316.0 |
| 20.00 | 20 | 30 | 92 | 3 | S00320.0 |




## S033

N | HM | Super G | D | P9 | DIN 6535 HA | λ 30°

■ 1.1 1.2 1.3 1.4 1.5 3.1 3.2 3.3 3.4 4.1 4.2 4.3 5.1 6.1 6.2 6.3 6.4

● 1.6 2.1 2.2 2.3 7.1 7.2 7.3 7.4 8.1 8.2 8.3

| $d_1$ Ø mm | $d_2$ Ø mm | $l_2$ mm | $l_1$ mm | z | e-Code |
|---|---|---|---|---|---|
| 2.00 | 3 | 6 | 38 | 3 | S0332.0 |
| 2.50 | 3 | 7 | 38 | 3 | S0332.5 |
| 3.00 | 3 | 7 | 38 | 3 | S0333.0 |
| 3.50 | 4 | 8 | 50 | 3 | S0333.5 |
| 4.00 | 4 | 8 | 50 | 3 | S0334.0 |
| 5.00 | 5 | 9 | 50 | 3 | S0335.0 |
| 6.00 | 6 | 10 | 54 | 3 | S0336.0 |
| 8.00 | 8 | 13 | 58 | 3 | S0338.0 |

| $d_1$ Ø mm | $d_2$ Ø mm | $l_2$ mm | $l_1$ mm | z | e-Code |
|---|---|---|---|---|---|
| 10.00 | 10 | 16 | 66 | 3 | S03310.0 |
| 12.00 | 12 | 18 | 73 | 3 | S03312.0 |
| 14.00 | 14 | 21 | 75 | 3 | S03314.0 |
| 16.00 | 16 | 24 | 82 | 3 | S03316.0 |
| 20.00 | 20 | 30 | 92 | 3 | S03320.0 |

# S903

- Slot Drill
- Schaftfräser
- Vingerfrezen
- Fraises de finition
- Fresas de acabado
- Fresa de Acabamento

NEW
2008.09




## S903

■ 1.1 1.2 1.3 1.4 3.1 3.3 4.1 5.1 6.1 6.2 6.3

● 1.5 3.2 3.4 4.2 4.3 6.4 7.1 7.2 7.3 8.1 8.2 8.3

| $d_1$ Ø mm | $d_2$ Ø mm | $l_2$ mm | $l_1$ mm | z | e-Code |
|---|---|---|---|---|---|
| **2.00** | 3 | 6 | 38 | 3 | **S9032.0** |
| **2.50** | 3 | 9 | 38 | 3 | **S9032.5** |
| **3.00** | 3 | 12 | 38 | 3 | **S9033.0** |
| **4.00** | 4 | 14 | 50 | 3 | **S9034.0** |
| **5.00** | 5 | 16 | 50 | 3 | **S9035.0** |
| **6.00** | 6 | 19 | 57 | 3 | **S9036.0** |
| **7.00** | 8 | 19 | 63 | 3 | **S9037.0** |
| **8.00** | 8 | 19 | 63 | 3 | **S9038.0** |

| $d_1$ Ø mm | $d_2$ Ø mm | $l_2$ mm | $l_1$ mm | z | e-Code |
|---|---|---|---|---|---|
| **9.00** | 10 | 21 | 72 | 3 | **S9039.0** |
| **10.00** | 10 | 22 | 72 | 3 | **S90310.0** |
| **12.00** | 12 | 25 | 73 | 3 | **S90312.0** |
| **14.00** | 14 | 30 | 83 | 3 | **S90314.0** |
| **16.00** | 16 | 32 | 92 | 3 | **S90316.0** |
| **18.00** | 18 | 32 | 92 | 3 | **S90318.0** |
| **20.00** | 20 | 38 | 104 | 3 | **S90320.0** |

# S308

- Slot Drill
- Schaftfräser
- Vingerfrezen
- Fraises de finition
- Fresas de acabado
- Fresa de Acabamento

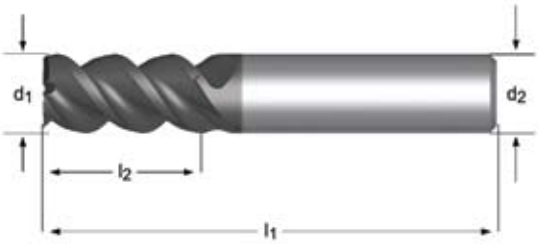


## S308

■ 1.1 1.2 1.3 2.1 4.1 5.1 9.1

● 1.4 1.5 1.6 1.7 1.8 2.2 2.3 3.1 3.2 3.3 3.4 4.2 4.3 5.2 6.1 6.2 6.3 6.4 7.1 7.2 7.3 7.4 8.1 8.2 8.3

| $d_1$ Ø mm | $d_2$ Ø mm | $l_2$ mm | $l_1$ mm | z | e-Code | $d_1$ Ø mm | $d_2$ Ø mm | $l_2$ mm | $l_1$ mm | z | e-Code |
|---|---|---|---|---|---|---|---|---|---|---|---|
| **10.00** | 10 | 22 | 72 | 3 | **S30810.0** | **16.00** | 16 | 32 | 92 | 3 | **S30816.0** |
| **12.00** | 12 | 26 | 83 | 3 | **S30812.0** | **20.00** | 20 | 38 | 104 | 3 | **S30820.0** |

# S006 / S016

- Slot Drill
- Langlochfräser
- Vingerfrezen
- Fraises à rainurer
- Fresas de ranurar
- Fresa de Ranhurar




## S006

■ 1.1 1.2 1.3 1.4 3.1 3.3 4.1 5.1 6.1 6.2 6.3

● 1.5 3.2 3.4 4.2 4.3 6.4 7.1 7.2 7.3 8.1 8.2 8.3

| $d_1$ Ø mm | $d_2$ Ø mm | $l_2$ mm | $l_1$ mm | z | e-Code |
|---|---|---|---|---|---|
| 2.00 | 3 | 6 | 38 | 3 | S0062.0 |
| 3.00 | 3 | 12 | 38 | 3 | S0063.0 |
| 4.00 | 4 | 14 | 50 | 3 | S0064.0 |
| 5.00 | 5 | 16 | 50 | 3 | S0065.0 |
| 6.00 | 6 | 19 | 57 | 3 | S0066.0 |
| 8.00 | 8 | 19 | 63 | 3 | S0068.0 |

| $d_1$ Ø mm | $d_2$ Ø mm | $l_2$ mm | $l_1$ mm | z | e-Code |
|---|---|---|---|---|---|
| 10.00 | 10 | 22 | 72 | 3 | S00610.0 |
| 12.00 | 12 | 25 | 73 | 3 | S00612.0 |
| 14.00 | 14 | 30 | 83 | 3 | S00614.0 |
| 16.00 | 16 | 32 | 92 | 3 | S00616.0 |
| 20.00 | 20 | 38 | 104 | 3 | S00620.0 |




## S016

■ 1.1 1.2 1.3 1.4 1.5 3.1 3.2 3.3 3.4 4.1 4.2 4.3 5.1 6.1 6.2 6.3 6.4

● 1.6 2.1 2.2 2.3 7.1 7.2 7.3 7.4 8.1 8.2 8.3

| $d_1$ Ø mm | $d_2$ Ø mm | $l_2$ mm | $l_1$ mm | z | e-Code |
|---|---|---|---|---|---|
| 2.00 | 3 | 6 | 38 | 3 | S0162.0 |
| 3.00 | 3 | 12 | 38 | 3 | S0163.0 |
| 4.00 | 4 | 14 | 50 | 3 | S0164.0 |
| 5.00 | 5 | 16 | 50 | 3 | S0165.0 |
| 6.00 | 6 | 19 | 57 | 3 | S0166.0 |
| 8.00 | 8 | 19 | 63 | 3 | S0168.0 |

| $d_1$ Ø mm | $d_2$ Ø mm | $l_2$ mm | $l_1$ mm | z | e-Code |
|---|---|---|---|---|---|
| 10.00 | 10 | 22 | 72 | 3 | S01610.0 |
| 12.00 | 12 | 25 | 73 | 3 | S01612.0 |
| 14.00 | 14 | 30 | 83 | 3 | S01614.0 |
| 16.00 | 16 | 32 | 92 | 3 | S01616.0 |
| 20.00 | 20 | 38 | 104 | 3 | S01620.0 |

# S326 / S327

DORMER

- Slot Drill
- Schaftfräser
- Vingerfrezen
- Fraises de finition
- Fresas de acabado
- Fresa de Acabamento




## S326

N | HM | D | DIN 6535 HA | h10 | λ 30°

■ 6.1 6.2 6.3 6.4 7.1 7.2 7.3 7.4 8.1 8.2 8.3

● 1.1 1.2 1.3 1.4 3.1 3.2 3.3 3.4 4.1 4.2 4.3 5.1 5.2 5.3

| $d_1$ Ø mm | $d_2$ Ø mm | $l_2$ mm | $l_1$ mm | z | e-Code |
|---|---|---|---|---|---|
| 2.00 | 3 | 8 | 38 | 3 | S3262.0 |
| 3.00 | 3 | 12 | 38 | 3 | S3263.0 |
| 4.00 | 4 | 14 | 50 | 3 | S3264.0 |
| 5.00 | 5 | 16 | 50 | 3 | S3265.0 |
| 6.00 | 6 | 22 | 65 | 3 | S3266.0 |
| 8.00 | 8 | 28 | 80 | 3 | S3268.0 |

| $d_1$ Ø mm | $d_2$ Ø mm | $l_2$ mm | $l_1$ mm | z | e-Code |
|---|---|---|---|---|---|
| 10.00 | 10 | 32 | 100 | 3 | S32610.0 |
| 12.00 | 12 | 38 | 100 | 3 | S32612.0 |
| 16.00 | 16 | 50 | 115 | 3 | S32616.0 |
| 20.00 | 20 | 50 | 125 | 3 | S32620.0 |




## S327

N | HM | TiAlN X | D | DIN 6535 HA | h10 | λ 30°

■ 1.1 1.2 1.3 1.4 1.5 1.6 3.1 3.2 3.3 3.4 5.1 5.2 5.3 6.1 6.2 6.3 6.4 7.1 7.2 7.3 7.4 8.1 8.2 8.3 9.1

● 1.7 4.1 4.2 4.3

| $d_1$ Ø mm | $d_2$ Ø mm | $l_2$ mm | $l_1$ mm | z | e-Code |
|---|---|---|---|---|---|
| 2.00 | 3 | 8 | 38 | 3 | S3272.0 |
| 3.00 | 3 | 12 | 38 | 3 | S3273.0 |
| 4.00 | 4 | 14 | 50 | 3 | S3274.0 |
| 5.00 | 5 | 16 | 50 | 3 | S3275.0 |
| 6.00 | 6 | 22 | 65 | 3 | S3276.0 |
| 8.00 | 8 | 28 | 80 | 3 | S3278.0 |

| $d_1$ Ø mm | $d_2$ Ø mm | $l_2$ mm | $l_1$ mm | z | e-Code |
|---|---|---|---|---|---|
| 10.00 | 10 | 32 | 100 | 3 | S32710.0 |
| 12.00 | 12 | 38 | 100 | 3 | S32712.0 |
| 16.00 | 16 | 50 | 115 | 3 | S32716.0 |
| 20.00 | 20 | 50 | 125 | 3 | S32720.0 |

# S271 / S201

- End Mill
- Schaftfräser
- Vingerfrezen
- Fraises de finition
- Fresas de acabado
- Fresa de Acabamento




## S271

N | HM | TiAlN X | DIN 6527 | DIN 6535 HA | h10 | λ 30°

■ 1.1 1.2 1.3 1.4 1.5 1.6 1.7 2.1 3.1 3.2 3.3 3.4 4.1 4.2 4.3 5.1 5.2 5.3 6.1 6.2 6.3 6.4 8.2 8.3 9.1

● 2.2 2.3 7.1 7.2 7.3 7.4 8.1

| $d_1$ Ø mm | $d_2$ Ø mm | $l_2$ mm | $l_1$ mm | z | e-Code |
|---|---|---|---|---|---|
| 4.00 | 6 | 8 | 54 | 4 | S2714.0 |
| 5.00 | 6 | 9 | 54 | 4 | S2715.0 |
| 6.00 | 6 | 10 | 54 | 4 | S2716.0 |
| 7.00 | 8 | 11 | 58 | 4 | S2717.0 |
| 8.00 | 8 | 12 | 58 | 4 | S2718.0 |
| 10.00 | 10 | 14 | 66 | 4 | S27110.0 |
| 12.00 | 12 | 16 | 73 | 4 | S27112.0 |
| 14.00 | 14 | 18 | 75 | 4 | S27114.0 |
| 16.00 | 16 | 22 | 82 | 4 | S27116.0 |
| 18.00 | 18 | 24 | 84 | 4 | S27118.0 |
| 20.00 | 20 | 26 | 92 | 4 | S27120.0 |




## S201

N | HM | TiAlN X | DIN 6527 | DIN 6535 HB | h10 | λ 30°

■ 1.1 1.2 1.3 1.4 1.5 1.6 1.7 2.1 3.1 3.2 3.3 3.4 4.1 4.2 4.3 5.1 5.2 5.3 6.1 6.2 6.3 6.4 8.2 8.3 9.1

● 2.2 2.3 7.1 7.2 7.3 7.4 8.1

| $d_1$ Ø mm | $d_2$ Ø mm | $l_2$ mm | $l_1$ mm | z | e-Code |
|---|---|---|---|---|---|
| 2.00 | 6 | 4 | 50 | 4 | S2012.0 |
| 3.00 | 6 | 5 | 50 | 4 | S2013.0 |
| 4.00 | 6 | 8 | 54 | 4 | S2014.0 |
| 5.00 | 6 | 9 | 54 | 4 | S2015.0 |
| 6.00 | 6 | 10 | 54 | 4 | S2016.0 |
| 7.00 | 8 | 11 | 58 | 4 | S2017.0 |
| 8.00 | 8 | 12 | 58 | 4 | S2018.0 |
| 10.00 | 10 | 14 | 66 | 4 | S20110.0 |
| 12.00 | 12 | 16 | 73 | 4 | S20112.0 |
| 14.00 | 14 | 18 | 75 | 4 | S20114.0 |
| 16.00 | 16 | 22 | 82 | 4 | S20116.0 |
| 18.00 | 18 | 24 | 84 | 4 | S20118.0 |
| 20.00 | 20 | 26 | 92 | 4 | S20120.0 |

# S004 /S044

DORMER

- End Mill
- Schaftfräser
- Vingerfrezen
- Fraises de finition
- Fresas de acabado
- Fresa de Acabamento




## S004

N | HM | D | DIN 6535 HA | h10 | λ 38°

■ 1.1 1.2 1.3 1.4 3.1 3.3 4.1 5.1 6.1 6.2 6.3

● 1.5 1.6 3.2 3.4 4.2 4.3 5.2 5.3 6.4 7.1 7.2 7.3 8.1 8.2 8.3

| $d_1$ Ø mm | $d_2$ Ø mm | $l_2$ mm | $l_1$ mm | z | e-Code |
|---|---|---|---|---|---|
| 2.00 | 3 | 6 | 38 | 4 | S0042.0 |
| 3.00 | 3 | 7 | 38 | 4 | S0043.0 |
| 4.00 | 4 | 8 | 50 | 4 | S0044.0 |
| 5.00 | 5 | 9 | 50 | 4 | S0045.0 |
| 6.00 | 6 | 10 | 54 | 4 | S0046.0 |
| 8.00 | 8 | 13 | 58 | 4 | S0048.0 |

| $d_1$ Ø mm | $d_2$ Ø mm | $l_2$ mm | $l_1$ mm | z | e-Code |
|---|---|---|---|---|---|
| 10.00 | 10 | 16 | 66 | 4 | S00410.0 |
| 12.00 | 12 | 18 | 73 | 4 | S00412.0 |
| 16.00 | 16 | 24 | 82 | 4 | S00416.0 |
| 20.00 | 20 | 30 | 92 | 4 | S00420.0 |




## S044

N | HM | Super G | D | DIN 6535 HA | h10 | λ 38°

■ 1.1 1.2 1.3 1.4 1.5 1.6 3.1 3.2 3.3 3.4 4.1 4.2 4.3 5.1 5.2 5.3 6.1 6.2 6.3 6.4

● 2.1 2.2 2.3 7.1 7.2 7.3 7.4 8.1 8.2 8.3 9.1

| $d_1$ Ø mm | $d_2$ Ø mm | $l_2$ mm | $l_1$ mm | z | e-Code |
|---|---|---|---|---|---|
| 2.00 | 3 | 6 | 38 | 4 | S0442.0 |
| 3.00 | 3 | 7 | 38 | 4 | S0443.0 |
| 4.00 | 4 | 8 | 50 | 4 | S0444.0 |
| 5.00 | 5 | 9 | 50 | 4 | S0445.0 |
| 6.00 | 6 | 10 | 54 | 4 | S0446.0 |
| 8.00 | 8 | 13 | 58 | 4 | S0448.0 |

| $d_1$ Ø mm | $d_2$ Ø mm | $l_2$ mm | $l_1$ mm | z | e-Code |
|---|---|---|---|---|---|
| 10.00 | 10 | 16 | 66 | 4 | S04410.0 |
| 12.00 | 12 | 18 | 73 | 4 | S04412.0 |
| 16.00 | 16 | 24 | 82 | 4 | S04416.0 |
| 20.00 | 20 | 30 | 92 | 4 | S04420.0 |

# S904

- End Mill
- Schaftfräser
- Vingerfrezen
- Fraises de finition
- Fresas de acabado
- Fresa de Acabamento

NEW
2008.09

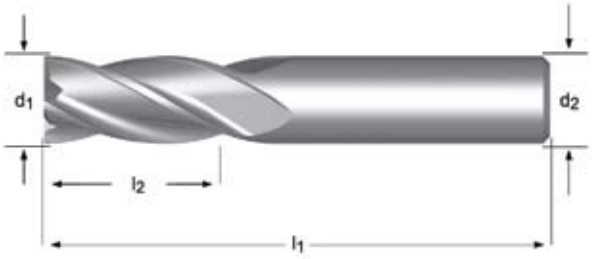


## S904

■ 1.1 1.2 1.3 1.4 3.1 3.3 4.1 5.1 6.1 6.2 6.3

● 1.5 1.6 3.2 3.4 4.2 4.3 5.2 5.3 6.4 7.1 7.2 7.3 8.1 8.2 8.3

| $d_1$ Ø mm | $d_2$ Ø mm | $l_2$ mm | $l_1$ mm | z | e-Code |
|---|---|---|---|---|---|
| **2.00** | 3 | 6 | 38 | 4 | **S9042.0** |
| **2.50** | 3 | 9 | 38 | 4 | **S9042.5** |
| **3.00** | 3 | 12 | 38 | 4 | **S9043.0** |
| **4.00** | 4 | 14 | 50 | 4 | **S9044.0** |
| **5.00** | 5 | 16 | 50 | 4 | **S9045.0** |
| **6.00** | 6 | 19 | 57 | 4 | **S9046.0** |
| **7.00** | 8 | 19 | 63 | 4 | **S9047.0** |
| **8.00** | 8 | 19 | 63 | 4 | **S9048.0** |

| $d_1$ Ø mm | $d_2$ Ø mm | $l_2$ mm | $l_1$ mm | z | e-Code |
|---|---|---|---|---|---|
| **9.00** | 10 | 21 | 72 | 4 | **S9049.0** |
| **10.00** | 10 | 22 | 72 | 4 | **S90410.0** |
| **12.00** | 12 | 25 | 73 | 4 | **S90412.0** |
| **14.00** | 14 | 30 | 83 | 4 | **S90414.0** |
| **16.00** | 16 | 32 | 92 | 4 | **S90416.0** |
| **18.00** | 18 | 32 | 92 | 4 | **S90418.0** |
| **20.00** | 20 | 38 | 104 | 4 | **S90420.0** |

# S275 / S276

DORMER

- End Mill
- Schaftfräser
- Vingerfrezen
- Fraises de finition
- Fresas de acabado
- Fresa de Acabamento

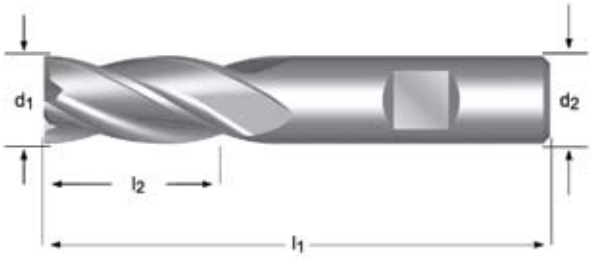


## S275

■ 6.1 6.2 6.3 6.4

● 1.1 1.2 1.3 1.4 3.1 3.2 3.3 3.4 4.1 4.2 4.3 5.1 5.2 5.3 7.1 7.2 7.3 7.4 8.1 8.2 8.3

| $d_1$ Ø mm | $d_2$ Ø mm | $l_2$ mm | $l_1$ mm | z | e-Code |
|---|---|---|---|---|---|
| 2.00 | 6 | 7 | 57 | 4 | S2752.0 |
| 2.50 | 6 | 8 | 57 | 4 | S2752.5 |
| 3.00 | 6 | 8 | 57 | 4 | S2753.0 |
| 4.00 | 6 | 11 | 57 | 4 | S2754.0 |
| 5.00 | 6 | 13 | 57 | 4 | S2755.0 |
| 6.00 | 6 | 13 | 57 | 4 | S2756.0 |
| 7.00 | 8 | 16 | 63 | 4 | S2757.0 |
| 8.00 | 8 | 19 | 63 | 4 | S2758.0 |

| $d_1$ Ø mm | $d_2$ Ø mm | $l_2$ mm | $l_1$ mm | z | e-Code |
|---|---|---|---|---|---|
| 9.00 | 10 | 19 | 72 | 4 | S2759.0 |
| 10.00 | 10 | 22 | 72 | 4 | S27510.0 |
| 12.00 | 12 | 26 | 83 | 4 | S27512.0 |
| 14.00 | 14 | 26 | 83 | 4 | S27514.0 |
| 16.00 | 16 | 32 | 92 | 4 | S27516.0 |
| 18.00 | 18 | 32 | 92 | 4 | S27518.0 |
| 20.00 | 20 | 38 | 104 | 4 | S27520.0 |

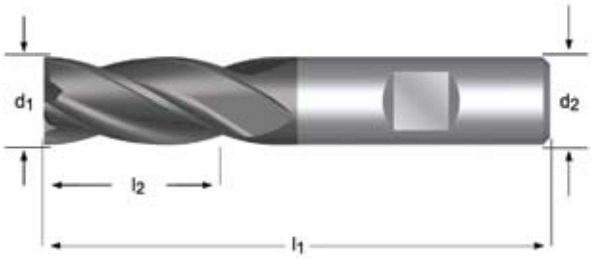


## S276

■ 1.1 1.2 1.3 1.4 1.5 1.6 1.7 2.1 3.1 3.2 3.3 3.4 4.1 4.2 4.3 5.1 5.2 5.3 6.1 6.2 6.3 6.4 8.2 8.3 9.1

● 2.2 2.3 7.1 7.2 7.3 7.4 8.1

| $d_1$ Ø mm | $d_2$ Ø mm | $l_2$ mm | $l_1$ mm | z | e-Code |
|---|---|---|---|---|---|
| 2.00 | 6 | 7 | 57 | 4 | S2762.0 |
| 2.50 | 6 | 8 | 57 | 4 | S2762.5 |
| 3.00 | 6 | 8 | 57 | 4 | S2763.0 |
| 4.00 | 6 | 11 | 57 | 4 | S2764.0 |
| 5.00 | 6 | 13 | 57 | 4 | S2765.0 |
| 6.00 | 6 | 13 | 57 | 4 | S2766.0 |
| 7.00 | 8 | 16 | 63 | 4 | S2767.0 |
| 8.00 | 8 | 19 | 63 | 4 | S2768.0 |

| $d_1$ Ø mm | $d_2$ Ø mm | $l_2$ mm | $l_1$ mm | z | e-Code |
|---|---|---|---|---|---|
| 9.00 | 10 | 19 | 72 | 4 | S2769.0 |
| 10.00 | 10 | 22 | 72 | 4 | S27610.0 |
| 12.00 | 12 | 26 | 83 | 4 | S27612.0 |
| 14.00 | 14 | 26 | 83 | 4 | S27614.0 |
| 16.00 | 16 | 32 | 92 | 4 | S27616.0 |
| 18.00 | 18 | 32 | 92 | 4 | S27618.0 |
| 20.00 | 20 | 38 | 104 | 4 | S27620.0 |
| 25.00 | 25 | 45 | 121 | 4 | S27625.0 |

# S241

- End Mill
- Schaftfräser
- Vingerfrezen
- Fraises de finition
- Fresas de acabado
- Fresa de Acabamento




## S241

■ 1.1 1.2 1.3 1.4 1.5 1.6 1.7 2.1 3.1 3.2 3.3 3.4 4.1 4.2 4.3 5.1 5.2 5.3 6.1 6.2 6.3 6.4 8.2 8.3 9.1

● 2.2 2.3 7.1 7.2 7.3 7.4 8.1

| $d_1$ Ø mm | $d_2$ Ø mm | $l_2$ mm | $l_1$ mm | z | e-Code |
|---|---|---|---|---|---|
| **3.50** | 6 | 10 | 57 | 4 | **S2413.5** |
| **4.00** | 6 | 11 | 57 | 4 | **S2414.0** |
| **5.00** | 6 | 13 | 57 | 4 | **S2415.0** |
| **6.00** | 6 | 13 | 57 | 4 | **S2416.0** |
| **7.00** | 8 | 16 | 63 | 4 | **S2417.0** |
| **8.00** | 8 | 19 | 63 | 4 | **S2418.0** |
| **9.00** | 10 | 19 | 72 | 4 | **S2419.0** |
| **10.00** | 10 | 22 | 72 | 4 | **S24110.0** |

| $d_1$ Ø mm | $d_2$ Ø mm | $l_2$ mm | $l_1$ mm | z | e-Code |
|---|---|---|---|---|---|
| **12.00** | 12 | 26 | 83 | 4 | **S24112.0** |
| **14.00** | 14 | 26 | 83 | 4 | **S24114.0** |
| **16.00** | 16 | 32 | 92 | 4 | **S24116.0** |
| **18.00** | 18 | 32 | 92 | 4 | **S24118.0** |
| **20.00** | 20 | 38 | 104 | 4 | **S24120.0** |

# S007 / S017

DORMER

- End Mill
- Schaftfräser
- Vingerfrezen
- Fraises de finition
- Fresas de acabado
- Fresa de Acabamento

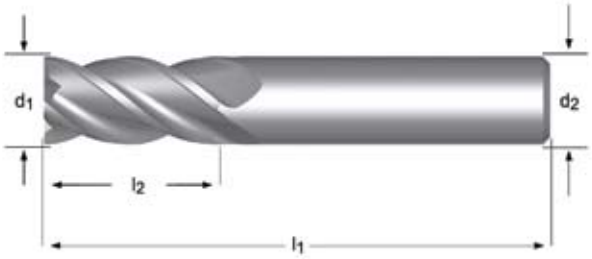


## S007

N | HM | D | DIN 6535 HA | h10 | λ 38°

■ 1.1 1.2 1.3 1.4 3.1 3.3 4.1 5.1 6.1 6.2 6.3

● 1.5 1.6 3.2 3.4 4.2 4.3 5.2 5.3 6.4 7.1 7.2 7.3 8.1 8.2 8.3

| $d_1$ Ø mm | $d_2$ Ø mm | $l_2$ mm | $l_1$ mm | z | e-Code |
|---|---|---|---|---|---|
| 2.00 | 3 | 6 | 38 | 4 | S0072.0 |
| 3.00 | 3 | 12 | 38 | 4 | S0073.0 |
| 4.00 | 4 | 14 | 50 | 4 | S0074.0 |
| 5.00 | 5 | 16 | 50 | 4 | S0075.0 |
| 6.00 | 6 | 19 | 57 | 4 | S0076.0 |
| 8.00 | 8 | 19 | 63 | 4 | S0078.0 |

| $d_1$ Ø mm | $d_2$ Ø mm | $l_2$ mm | $l_1$ mm | z | e-Code |
|---|---|---|---|---|---|
| 10.00 | 10 | 22 | 72 | 4 | S00710.0 |
| 12.00 | 12 | 25 | 73 | 4 | S00712.0 |
| 16.00 | 16 | 32 | 92 | 4 | S00716.0 |
| 20.00 | 20 | 38 | 104 | 4 | S00720.0 |




## S017

N | HM | Super G | D | DIN 6535 HA | h10 | λ 38°

■ 1.1 1.2 1.3 1.4 1.5 1.6 3.1 3.2 3.3 3.4 4.1 4.2 4.3 5.1 5.2 5.3 6.1 6.2 6.3 6.4

● 2.1 2.2 2.3 7.1 7.2 7.3 7.4 8.1 8.2 8.3 9.1

| $d_1$ Ø mm | $d_2$ Ø mm | $l_2$ mm | $l_1$ mm | z | e-Code |
|---|---|---|---|---|---|
| 2.00 | 3 | 6 | 38 | 4 | S0172.0 |
| 3.00 | 3 | 12 | 38 | 4 | S0173.0 |
| 4.00 | 4 | 14 | 50 | 4 | S0174.0 |
| 5.00 | 5 | 16 | 50 | 4 | S0175.0 |
| 6.00 | 6 | 19 | 57 | 4 | S0176.0 |
| 8.00 | 8 | 19 | 63 | 4 | S0178.0 |

| $d_1$ Ø mm | $d_2$ Ø mm | $l_2$ mm | $l_1$ mm | z | e-Code |
|---|---|---|---|---|---|
| 10.00 | 10 | 22 | 72 | 4 | S01710.0 |
| 12.00 | 12 | 25 | 73 | 4 | S01712.0 |
| 16.00 | 16 | 32 | 92 | 4 | S01716.0 |
| 20.00 | 20 | 38 | 104 | 4 | S01720.0 |

# S250 / S256

- End Mill
- Schaftfräser
- Vingerfrezen
- Fraises de finition
- Fresas de acabado
- Fresa de Acabamento




## S250

N | HM | Super G | DIN 6527 | DIN 6535 HA | h10

■ 1.1 1.2 1.3 1.4 1.5 1.6 2.1 3.1 3.2 3.3 3.4 4.2 4.3 5.2 5.3 6.2 6.4 7.3 8.2 8.3 9.1

● 1.7 2.2 2.3 4.1 5.1 6.1 6.3 7.1 7.2 7.4 8.1 10.1

| $d_1$ Ø mm | $d_2$ Ø mm | $l_2$ mm | $l_1$ mm | z | e-Code |
|---|---|---|---|---|---|
| 3.00 | 6 | 8 | 57 | 4 | S2503.0 |
| 4.00 | 6 | 11 | 57 | 4 | S2504.0 |
| 5.00 | 6 | 13 | 57 | 4 | S2505.0 |
| 6.00 | 6 | 13 | 57 | 4 | S2506.0 |
| 8.00 | 8 | 19 | 63 | 4 | S2508.0 |
| 10.00 | 10 | 22 | 72 | 4 | S25010.0 |
| 12.00 | 12 | 26 | 83 | 4 | S25012.0 |
| 16.00 | 16 | 32 | 92 | 4 | S25016.0 |
| 20.00 | 20 | 38 | 104 | 4 | S25020.0 |

NEW
2007.09




## S256

N | HM | X- CEED | DIN 6527 | DIN 6535 HA | h10

■ 1.1 1.2 1.3 1.4 1.5 1.6 2.1 2.2 2.3 2.4 3.3 3.4 4.1 4.2 4.3 5.1 5.2 5.3 6.1 6.2 6.3 6.4 7.1 7.2 7.3 7.4 8.2 8.3

● 1.7 3.1 3.2 8.1 9.1

| $d_1$ Ø mm | $d_2$ Ø mm | $l_2$ mm | $l_1$ mm | z | e-Code |
|---|---|---|---|---|---|
| 2.00 | 6 | 7 | 57 | 4 | S2562.0 |
| 3.00 | 6 | 8 | 57 | 4 | S2563.0 |
| 4.00 | 6 | 11 | 57 | 4 | S2564.0 |
| 5.00 | 6 | 13 | 57 | 4 | S2565.0 |
| 6.00 | 6 | 13 | 57 | 4 | S2566.0 |
| 7.00 | 8 | 16 | 63 | 4 | S2567.0 |
| 8.00 | 8 | 19 | 63 | 4 | S2568.0 |
| 9.00 | 10 | 19 | 72 | 4 | S2569.0 |
| 10.00 | 10 | 22 | 72 | 4 | S25610.0 |
| 12.00 | 12 | 26 | 83 | 4 | S25612.0 |
| 14.00 | 14 | 26 | 83 | 4 | S25614.0 |
| 16.00 | 16 | 32 | 92 | 4 | S25616.0 |
| 18.00 | 18 | 32 | 92 | 4 | S25618.0 |
| 20.00 | 20 | 38 | 104 | 4 | S25620.0 |

# S251 / S259

- End Mill
- Schaftfräser
- Vingerfrezen
- Fraises de finition
- Fresas de acabado
- Fresa de Acabamento




## S251

N | HM | Super G | DIN 6527 | DIN 6535 HA | h10 | λ°

■ 1.1 1.2 1.3 1.4 1.5 1.6 2.1 3.1 3.2 3.3 3.4 4.2 4.3 5.2 5.3 6.2 6.4 7.3 8.2 8.3 9.1

● 1.7 2.2 2.3 4.1 5.1 6.1 6.3 7.1 7.2 7.4 8.1 10.1

| $d_1$ Ø mm | $d_2$ Ø mm | $l_2$ mm | $l_1$ mm | z | e-Code |
|---|---|---|---|---|---|
| **6.00** | 6 | 22 | 65 | 4 | **S2516.0** |
| **8.00** | 8 | 28 | 79 | 4 | **S2518.0** |
| **10.00** | 10 | 32 | 99 | 4 | **S25110.0** |
| **12.00** | 12 | 40 | 99 | 4 | **S25112.0** |
| **16.00** | 16 | 60 | 124 | 4 | **S25116.0** |
| **20.00** | 20 | 70 | 155 | 4 | **S25120.0** |




## S259

N | HM | TiAlN X | DIN 6527 | DIN 6535 HB | h10 | λ 45°

■ 1.1 1.2 1.3 1.4 1.5 1.6 2.1 2.2 2.3 3.1 3.2 3.3 3.4 4.1 4.2 4.3 5.1 5.2 5.3 6.1 6.2 6.3 6.4 7.1 7.2 7.3 7.4 8.2 8.3

● 1.7 1.8 8.1 9.1

| $d_1$ Ø mm | $d_2$ Ø mm | $l_2$ mm | $l_1$ mm | z | e-Code |
|---|---|---|---|---|---|
| **6.00** | 6 | 22 | 65 | 4 | **S2596.0** |
| **8.00** | 8 | 28 | 80 | 4 | **S2598.0** |
| **10.00** | 10 | 32 | 100 | 4 | **S25910.0** |
| **12.00** | 12 | 40 | 100 | 4 | **S25912.0** |
| **14.00** | 14 | 50 | 104 | 4 | **S25914.0** |
| **16.00** | 16 | 50 | 115 | 5 | **S25916.0** |
| **20.00** | 20 | 55 | 125 | 5 | **S25920.0** |

# S306

- End Mill
- Schaftfräser
- Vingerfrezen
- Fraises de finition
- Fresas de acabado
- Fresa de Acabamento




## S306

■ 1.1 1.2 1.3 1.4 1.5 4.2 4.3 5.2 5.3 6.2 6.3 6.4

● 2.1 2.2 2.3 3.1 3.2 3.3 3.4 4.1 5.1 6.1

| $d_1$ Ø mm | $d_2$ Ø mm | $l_2$ mm | $l_1$ mm | z | e-Code |
|---|---|---|---|---|---|
| **8.00** | 8 | 19 | 63 | 6 | **S3068.0** |
| **10.00** | 10 | 22 | 72 | 6 | **S30610.0** |
| **12.00** | 12 | 26 | 83 | 6 | **S30612.0** |
| **14.00** | 14 | 26 | 83 | 6 | **S30614.0** |

| $d_1$ Ø mm | $d_2$ Ø mm | $l_2$ mm | $l_1$ mm | z | e-Code |
|---|---|---|---|---|---|
| **16.00** | 16 | 32 | 92 | 6 | **S30616.0** |
| **18.00** | 18 | 32 | 92 | 6 | **S30618.0** |
| **20.00** | 20 | 38 | 104 | 6 | **S30620.0** |

# S281 / S282

DORMER

- End Mill
- Schaftfräser
- Vingerfrezen
- Fraises de finition
- Fresas de acabado
- Fresa de Acabamento




## S281

■ 1.1 1.2 1.3 1.4 1.5 1.6 3.1 3.2 3.3 3.4 4.1 4.2 4.3 5.1 5.2 5.3 6.1 6.2 6.3 6.4 8.2 8.3 9.1

● 2.1 2.2 2.3 7.1 7.2 7.3 7.4 8.1

| $d_1$ Ø mm | $d_2$ Ø mm | $l_2$ mm | $l_1$ mm | z | e-Code |
|---|---|---|---|---|---|
| **6.00** | 6 | 13 | 57 | 6 | **S2816.0** |
| **8.00** | 8 | 19 | 63 | 6 | **S2818.0** |
| **10.00** | 10 | 22 | 72 | 7 | **S28110.0** |
| **12.00** | 12 | 26 | 83 | 7 | **S28112.0** |
| **14.00** | 14 | 26 | 83 | 7 | **S28114.0** |
| **16.00** | 16 | 32 | 92 | 8 | **S28116.0** |
| **18.00** | 18 | 32 | 92 | 8 | **S28118.0** |
| **20.00** | 20 | 38 | 104 | 8 | **S28120.0** |




## S282

■ 1.7 1.8 8.3 9.1

| $d_1$ Ø mm | $d_2$ Ø mm | $l_2$ mm | $l_1$ mm | z | e-Code |
|---|---|---|---|---|---|
| **6.00** | 6 | 13 | 57 | 6 | **S2826.0** |
| **8.00** | 8 | 19 | 63 | 8 | **S2828.0** |
| **10.00** | 10 | 22 | 72 | 10 | **S28210.0** |
| **12.00** | 12 | 26 | 83 | 12 | **S28212.0** |
| **16.00** | 16 | 32 | 92 | 16 | **S28216.0** |

# S332 / S333

- Roughing End Mill
- Schruppfräser
- Ruwfrezen
- Fraises d'ébauche
- Fresas Gran Desbaste
- Fresa de Desbaste

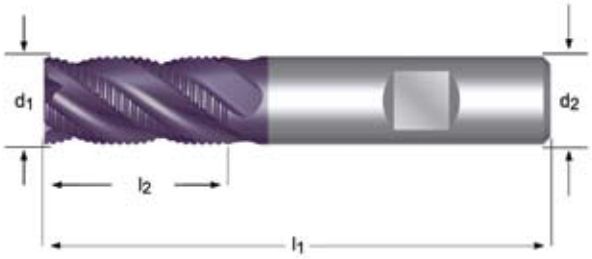


## S332

■ 1.1 1.2 1.3 1.4 1.5 3.1 3.2 3.3 3.4 7.4 8.2 8.3

| $d_1$ Ø mm | $d_2$ Ø mm | $l_2$ mm | $l_1$ mm | z | e-Code | $d_1$ Ø mm | $d_2$ Ø mm | $l_2$ mm | $l_1$ mm | z | e-Code |
|---|---|---|---|---|---|---|---|---|---|---|---|
| **6.00** | 6 | 13 | 57 | 4 | **S3326.0** | **14.00** | 14 | 26 | 83 | 4 | **S33214.0** |
| **8.00** | 8 | 19 | 63 | 4 | **S3328.0** | **16.00** | 16 | 32 | 92 | 4 | **S33216.0** |
| **10.00** | 10 | 22 | 72 | 4 | **S33210.0** | **18.00** | 18 | 32 | 92 | 4 | **S33218.0** |
| **12.00** | 12 | 26 | 83 | 4 | **S33212.0** | **20.00** | 20 | 38 | 104 | 4 | **S33220.0** |

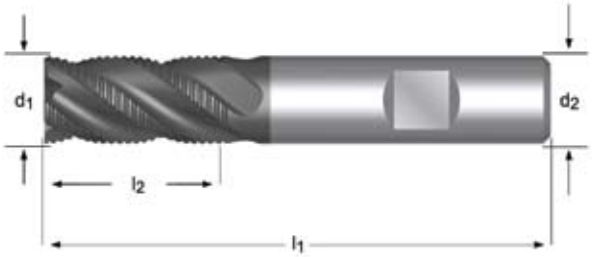


## S333

■ 1.1 1.2 1.3 1.4 1.5 3.1 3.2 3.3 3.4 6.1 6.2 6.3 7.4 8.2 8.3

● 1.6 6.4 7.3 9.1

| $d_1$ Ø mm | $d_2$ Ø mm | $l_2$ mm | $l_1$ mm | z | e-Code | $d_1$ Ø mm | $d_2$ Ø mm | $l_2$ mm | $l_1$ mm | z | e-Code |
|---|---|---|---|---|---|---|---|---|---|---|---|
| **6.00** | 6 | 13 | 57 | 4 | **S3336.0** | **14.00** | 14 | 26 | 83 | 4 | **S33314.0** |
| **8.00** | 8 | 19 | 63 | 4 | **S3338.0** | **16.00** | 16 | 32 | 92 | 4 | **S33316.0** |
| **10.00** | 10 | 22 | 72 | 4 | **S33310.0** | **18.00** | 18 | 32 | 92 | 4 | **S33318.0** |
| **12.00** | 12 | 26 | 83 | 4 | **S33312.0** | **20.00** | 20 | 38 | 104 | 4 | **S33320.0** |

# S190 / S290

DORMER

- Corner Radius End Mill
- Schaftfräser mit Eckenradius
- Vingerfrezen met hoekradius
- Fraises à matrice torique
- Fresas tóricas con radio
- Fresa de Acabamento c/ Raio




## S190

N | HM | TiAlN X | D | DIN 6535 HA | h9 | λ 30° | HSM

■ 1.3 1.4 1.5 1.6 1.7 1.8 2.1 2.2 2.3 3.1 3.2 3.3 3.4 4.2 4.3 5.2 5.3

| $d_1$ Ø mm | $d_2$ Ø mm | $l_2$ mm | $l_1$ mm | z | $l_3$ mm | $d_3$ Ø mm | R | e-Code |
|---|---|---|---|---|---|---|---|---|
| **3.00** | 6 | 3 | 57 | 2 | 20 | - | 0.5 | **S1903.0** |
| **4.00** | 6 | 4 | 57 | 2 | 20 | - | 0.5 | **S1904.0** |
| **5.00** | 6 | 5 | 57 | 2 | 20 | 4.6 | 0.5 | **S1905.0** |
| **6.00** | 8 | 6 | 63 | 2 | 24 | 5.5 | 1 | **S1906.0** |

| $d_1$ Ø mm | $d_2$ Ø mm | $l_2$ mm | $l_1$ mm | z | $l_3$ mm | $d_3$ Ø mm | R | e-Code |
|---|---|---|---|---|---|---|---|---|
| **8.00** | 10 | 8 | 72 | 2 | 29 | 7.5 | 1 | **S1908.0** |
| **10.00** | 12 | 10 | 83 | 2 | 35 | 9.3 | 1.5 | **S19010.0** |
| **12.00** | 12 | 12 | 83 | 2 | 36 | 11.2 | 1.5 | **S19012.0** |
| **16.00** | 16 | 16 | 92 | 2 | 42 | 15 | 1.5 | **S19016.0** |

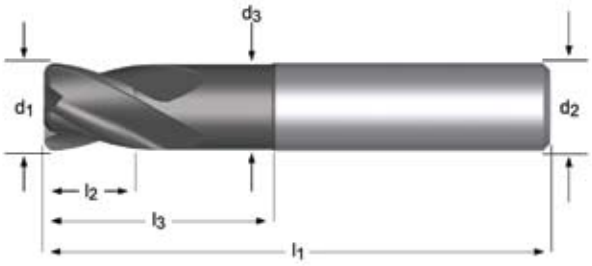


## S290

N | HM | TiAlN X | D | DIN 6535 HA | h9 | λ 30° | HSM

■ 1.3 1.4 1.5 1.6 1.7 1.8 2.1 2.2 2.3 3.1 3.2 3.3 3.4 4.2 4.3 5.2 5.3

| $d_1$ Ø mm | $d_2$ Ø mm | $l_2$ mm | $l_1$ mm | z | $l_3$ mm | $d_3$ Ø mm | R | e-Code |
|---|---|---|---|---|---|---|---|---|
| **6.00** | 8 | 6 | 63 | 4 | 24 | 5.5 | 1 | **S2906.0** |
| **8.00** | 10 | 8 | 72 | 4 | 29 | 7.5 | 1 | **S2908.0** |
| **10.00** | 12 | 10 | 83 | 4 | 35 | 9.3 | 1.5 | **S29010.0** |
| **12.00** | 12 | 12 | 83 | 4 | 36 | 11.2 | 1.5 | **S29012.0** |

| $d_1$ Ø mm | $d_2$ Ø mm | $l_2$ mm | $l_1$ mm | z | $l_3$ mm | $d_3$ Ø mm | R | e-Code |
|---|---|---|---|---|---|---|---|---|
| **16.00** | 16 | 16 | 92 | 4 | 42 | 15 | 2 | **S29016.0** |

# S170 / S105

- Corner Radius End Mill
- Schaftfräser mit Eckenradius
- Vingerfrezen met hoekradius
- Fraises à matrice torique
- Fresas tóricas con radio
- Fresa de Acabamento c/ Raio




## S170

N | HM | TiAlN X | D | DIN 6535 HA | h9 | λ 30° | HSM

■ 1.7 1.8 6.4 10.1

| $d_1$ Ø mm | $d_2$ Ø mm | $l_2$ mm | $l_1$ mm | z | $l_3$ mm | $d_3$ Ø mm | R | e-Code |
|---|---|---|---|---|---|---|---|---|
| **2.00** | 6 | 2 | 72 | 2 | 8 | 1.9 | 0.2 | **S1702.0** |
| **3.00** | 6 | 3 | 72 | 2 | 12 | 2.9 | 0.3 | **S1703.0** |
| **4.00** | 6 | 4 | 72 | 4 | 16 | 3.8 | 0.4 | **S1704.0** |
| **5.00** | 6 | 5 | 72 | 4 | 20 | 4.7 | 0.5 | **S1705.0** |

| $d_1$ Ø mm | $d_2$ Ø mm | $l_2$ mm | $l_1$ mm | z | $l_3$ mm | $d_3$ Ø mm | R | e-Code |
|---|---|---|---|---|---|---|---|---|
| **6.00** | 6 | 6 | 72 | 4 | 24 | 5.7 | 0.5 | **S1706.0** |
| **8.00** | 8 | 8 | 80 | 4 | 29 | 7.7 | 0.5 | **S1708.0** |
| **10.00** | 10 | 10 | 100 | 4 | 35 | 9.7 | 0.5 | **S17010.0** |
| **12.00** | 12 | 12 | 100 | 4 | 36 | 11.7 | 0.5 | **S17012.0** |




## S105

N | HM | Diamond | D | DIN 6535 HA | h10 | λ 30° | HSM

■ 7.4 8.3 10.1

| $d_1$ Ø mm | $d_2$ Ø mm | $l_2$ mm | $l_1$ mm | z | $d_3$ Ø mm | $l_3$ mm | α | e-Code | |
|---|---|---|---|---|---|---|---|---|---|
| **1.00** | 3 | 1.00 | 50 | 2 | - | 10 | 0.4° | **S1051.0** | 1) |
| **1.50** | 3 | 1.50 | 50 | 2 | - | 15 | 0.4° | **S1051.5** | 1) |
| **2.00** | 3 | 2.00 | 50 | 2 | - | 20 | 0.4° | **S1052.0** | 1) |
| **3.00** | 6 | 3.00 | 80 | 2 | - | 30 | 0.4° | **S1053.0** | |
| **4.00** | 6 | 4.00 | 100 | 2 | 3.80 | 40 | - | **S1054.0** | |
| **5.00** | 6 | 5.00 | 100 | 2 | 4.75 | 50 | - | **S1055.0** | |

| $d_1$ Ø mm | $d_2$ Ø mm | $l_2$ mm | $l_1$ mm | z | $d_3$ Ø mm | $l_3$ mm | α | e-Code | |
|---|---|---|---|---|---|---|---|---|---|
| **6.00** | 6 | 6.00 | 100 | 4 | 5.70 | 60 | - | **S1056.0** | |
| **8.00** | 8 | 8.00 | 120 | 4 | 7.60 | 80 | - | **S1058.0** | |
| **10.00** | 10 | 10.00 | 150 | 4 | 9.50 | 100 | - | **S10510.0** | |
| **12.00** | 12 | 12.00 | 150 | 4 | 11.40 | 100 | - | **S10512.0** | 1) |
| **16.00** | 16 | 16.00 | 150 | 4 | 15.2 | 100 | - | **S10516.0** | 1) |

1) Shank tolerance h6 / Schafttoleranz h6 / Schacht tolerantie H6 / tolérance de queue h6 / Tolerancia del mango h6 / Tolerância da haste h6

# S522

- Ball-Nosed Slot Drill
- Radius - Kopierfräser
- Radiusfrezen
- Fraises de finition bout hémisphérique
- Fresas con punta esferica
- Fresa Topo Esférico

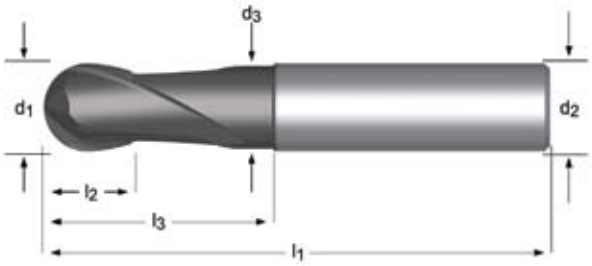


## S522

■ 1.3 1.4 1.5 1.6 1.7 1.8 2.1 2.2 2.3 3.1 3.2 3.3 3.4 4.2 4.3 5.2 5.3

| $d_1$ Ø mm | $d_2$ Ø mm | $l_2$ mm | $l_1$ mm | z | $l_3$ mm | $d_3$ Ø mm | r ± 0,01 | e-Code |
|---|---|---|---|---|---|---|---|---|
| **1.00** | 6 | 1 | 57 | 2 | 20 | - | 0.5 | **S5221.0** |
| **2.00** | 6 | 2 | 57 | 2 | 20 | - | 1.00 | **S5222.0** |
| **3.00** | 6 | 3 | 57 | 2 | 20 | - | 1.50 | **S5223.0** |
| **4.00** | 6 | 4 | 57 | 2 | 20 | - | 2.00 | **S5224.0** |
| **5.00** | 6 | 5 | 57 | 2 | 20 | 4.6 | 2.50 | **S5225.0** |
| **6.00** | 8 | 6 | 63 | 2 | 24 | 5.5 | 3.00 | **S5226.0** |

| $d_1$ Ø mm | $d_2$ Ø mm | $l_2$ mm | $l_1$ mm | z | $l_3$ mm | $d_3$ Ø mm | r ± 0,01 | e-Code |
|---|---|---|---|---|---|---|---|---|
| **8.00** | 10 | 8 | 72 | 2 | 29 | 7.5 | 4.00 | **S5228.0** |
| **10.00** | 12 | 10 | 83 | 2 | 35 | 9.3 | 5.00 | **S52210.0** |
| **12.00** | 12 | 12 | 83 | 2 | 36 | 11.2 | 6.00 | **S52212.0** |
| **16.00** | 16 | 16 | 92 | 2 | 42 | 15 | 8.00 | **S52216.0** |

# S500 / S501

- Ball-Nosed Slot Drill
- Radius - Kopierfräser
- Radiusfrezen
- Fraises de finition bout hémisphérique
- Fresas con punta esferica
- Fresa Topo Esférico




## S500

N | HM | D | DIN 6535 HA | h9 | λ 30°

■ 4.1 4.2 4.3 6.1 6.2 6.3

● 1.1 1.2 1.3 1.4 3.1 3.2 3.3 3.4 5.1 5.2 5.3 6.4 7.1 7.2 7.3 7.4 8.1 8.2 8.3

| $d_1$ Ø mm | $d_2$ Ø mm | $l_2$ mm | $l_1$ mm | z | r ± 0,01 | e-Code |
|---|---|---|---|---|---|---|
| **1.00** | 3 | 3 | 38 | 2 | 0.5 | **S5001.0** |
| **1.50** | 3 | 3 | 38 | 2 | 0.75 | **S5001.5** |
| **2.00** | 3 | 6 | 38 | 2 | 1.00 | **S5002.0** |
| **2.50** | 3 | 7 | 38 | 2 | 1.25 | **S5002.5** |
| **3.00** | 3 | 7 | 38 | 2 | 1.50 | **S5003.0** |
| **4.00** | 6 | 8 | 57 | 2 | 2.00 | **S5004.0** |
| **5.00** | 6 | 10 | 57 | 2 | 2.50 | **S5005.0** |
| **6.00** | 6 | 10 | 57 | 2 | 3.00 | **S5006.0** |
| **7.00** | 8 | 13 | 63 | 2 | 3.50 | **S5007.0** |
| **8.00** | 8 | 16 | 63 | 2 | 4.00 | **S5008.0** |

| $d_1$ Ø mm | $d_2$ Ø mm | $l_2$ mm | $l_1$ mm | z | r ± 0,01 | e-Code |
|---|---|---|---|---|---|---|
| **9.00** | 10 | 16 | 72 | 2 | 4.50 | **S5009.0** |
| **10.00** | 10 | 19 | 72 | 2 | 5.00 | **S50010.0** |
| **12.00** | 12 | 22 | 83 | 2 | 6.00 | **S50012.0** |
| **14.00** | 14 | 22 | 83 | 2 | 7.00 | **S50014.0** |
| **16.00** | 16 | 26 | 92 | 2 | 8.00 | **S50016.0** |
| **18.00** | 18 | 26 | 92 | 2 | 9.00 | **S50018.0** |
| **20.00** | 20 | 32 | 104 | 2 | 10.00 | **S50020.0** |




## S501

N | HM | TiAlN X | D | DIN 6535 HA | h9 | λ 30°

■ 1.1 1.2 1.3 1.4 1.5 1.6 2.1 2.2 2.3 3.1 3.2 3.3 3.4 4.1 4.2 4.3 5.1 5.2 5.3 6.1 6.2 6.3 6.4 7.1 7.2 7.3 7.4 8.1 8.2 8.3 9.1

● 1.7

| $d_1$ Ø mm | $d_2$ Ø mm | $l_2$ mm | $l_1$ mm | z | r ± 0,01 | e-Code |
|---|---|---|---|---|---|---|
| **1.00** | 3 | 3 | 38 | 2 | 0.50 | **S5011.0** |
| **1.50** | 3 | 3 | 38 | 2 | 0.75 | **S5011.5** |
| **2.00** | 3 | 6 | 38 | 2 | 1.00 | **S5012.0** |
| **2.50** | 3 | 7 | 38 | 2 | 1.25 | **S5012.5** |
| **3.00** | 3 | 7 | 38 | 2 | 1.50 | **S5013.0** |
| **4.00** | 6 | 8 | 57 | 2 | 2.00 | **S5014.0** |
| **5.00** | 6 | 10 | 57 | 2 | 2.50 | **S5015.0** |
| **6.00** | 6 | 10 | 57 | 2 | 3.00 | **S5016.0** |

| $d_1$ Ø mm | $d_2$ Ø mm | $l_2$ mm | $l_1$ mm | z | r ± 0,01 | e-Code |
|---|---|---|---|---|---|---|
| **7.00** | 8 | 13 | 63 | 2 | 3.50 | **S5017.0** |
| **8.00** | 8 | 16 | 63 | 2 | 4.00 | **S5018.0** |
| **9.00** | 10 | 16 | 72 | 2 | 4.50 | **S5019.0** |
| **10.00** | 10 | 19 | 72 | 2 | 5.00 | **S50110.0** |
| **12.00** | 12 | 22 | 83 | 2 | 6.00 | **S50112.0** |
| **16.00** | 16 | 26 | 92 | 2 | 8.00 | **S50116.0** |

# S505 / S503

DORMER

- Ball-Nosed Slot Drill
- Radius - Kopierfräser
- Radiusfrezen
- Fraises de finition bout hémisphérique
- Fresas con punta esferica
- Fresa Topo Esférico




## S505

■ 7.4 8.3 10.1

| $d_1$ Ø mm | $d_2$ Ø mm | $l_2$ mm | $l_1$ mm | z | R | e-Code |
|---|---|---|---|---|---|---|
| **1.00** | 3 | 3 | 38 | 2 | 0.50 | **S5051.0** |
| **1.50** | 3 | 3 | 38 | 2 | 0.75 | **S5051.5** |
| **2.00** | 3 | 6 | 38 | 2 | 1.00 | **S5052.0** |
| **2.50** | 3 | 7 | 38 | 2 | 1.25 | **S5052.5** |
| **3.00** | 3 | 7 | 38 | 2 | 1.50 | **S5053.0** |
| **4.00** | 6 | 8 | 57 | 2 | 2.00 | **S5054.0** |

| $d_1$ Ø mm | $d_2$ Ø mm | $l_2$ mm | $l_1$ mm | z | R | e-Code |
|---|---|---|---|---|---|---|
| **5.00** | 6 | 10 | 57 | 2 | 2.50 | **S5055.0** |
| **6.00** | 6 | 10 | 57 | 2 | 3.00 | **S5056.0** |
| **8.00** | 8 | 16 | 63 | 2 | 4.00 | **S5058.0** |
| **10.00** | 10 | 19 | 72 | 2 | 5.00 | **S50510.0** |
| **12.00** | 12 | 22 | 83 | 2 | 6.00 | **S50512.0** |




## S503

■ 1.3 1.4 1.5 1.6 1.7 1.8 2.1 2.2 2.3 3.1 3.2 3.3 3.4 4.2 4.3 5.2 5.3

| $d_1$ Ø mm | $d_2$ Ø mm | $l_2$ mm | $l_1$ mm | z | $l_3$ mm | $d_3$ Ø mm | r ± 0,01 | e-Code |
|---|---|---|---|---|---|---|---|---|
| **1.00** | 6 | 2 | 75 | 2 | 20 | - | 0.50 | **S5031.0** |
| **2.00** | 6 | 3 | 75 | 2 | 20 | 1.7 | 1.00 | **S5032.0** |
| **3.00** | 6 | 4 | 80 | 2 | 30 | 2.5 | 3.00 | **S5033.0** |
| **4.00** | 6 | 5 | 80 | 2 | 30 | 3.3 | 2.00 | **S5034.0** |
| **5.00** | 6 | 7 | 80 | 2 | 43 | 4.1 | 2.50 | **S5035.0** |
| **6.00** | 6 | 7 | 100 | 2 | 30 | 4.7 | 3.00 | **S5036.0** |

| $d_1$ Ø mm | $d_2$ Ø mm | $l_2$ mm | $l_1$ mm | z | $l_3$ mm | $d_3$ Ø mm | r ± 0,01 | e-Code |
|---|---|---|---|---|---|---|---|---|
| **8.00** | 8 | 9 | 100 | 2 | 36 | 6.5 | 4.00 | **S5038.0** |
| **10.00** | 10 | 11 | 100 | 2 | 43 | 8.2 | 5.00 | **S50310.0** |
| **12.00** | 12 | 13 | 100 | 2 | 52 | 9.8 | 6.00 | **S50312.0** |
| **16.00** | 16 | 15 | 150 | 2 | 61 | 13.4 | 8.00 | **S50316.0** |

# S502 / S532

- Ball-Nosed Slot Drill
- Radius - Kopierfräser
- Radiusfrezen
- Fraises de finition bout hémisphérique
- Fresas con punta esferica
- Fresa Topo Esférico




## S502

■ 1.3 1.4 1.5 1.6 1.7 1.8 2.1 2.2 2.3 3.1 3.2 3.3 3.4 4.2 4.3 5.2 5.3

| $d_1$ Ø mm | $d_2$ Ø mm | $l_2$ mm | $l_1$ mm | z | $l_3$ mm | r ± 0,01 | e-Code |
|---|---|---|---|---|---|---|---|
| **1.00** | 6 | 1.5 | 57 | 2 | 3 | 0.50 | **S5021.0** |
| **1.50** | 6 | 2 | 57 | 2 | 4 | 0.75 | **S5021.5** |
| **2.00** | 6 | 3 | 57 | 2 | 6 | 1.00 | **S5022.0** |
| **2.50** | 6 | 3 | 57 | 2 | 6 | 1.25 | **S5022.5** |
| **3.00** | 6 | 4 | 57 | 2 | 7 | 1.50 | **S5023.0** |
| **4.00** | 6 | 5 | 80 | 2 | 8 | 2.00 | **S5024.0** |
| **5.00** | 6 | 6 | 80 | 2 | 10 | 2.50 | **S5025.0** |
| **6.00** | 6 | 10 | 80 | 2 | - | 3.00 | **S5026.0** |

| $d_1$ Ø mm | $d_2$ Ø mm | $l_2$ mm | $l_1$ mm | z | $l_3$ mm | r ± 0,01 | e-Code |
|---|---|---|---|---|---|---|---|
| **8.00** | 8 | 16 | 100 | 2 | - | 4.00 | **S5028.0** |
| **9.00** | 10 | 16 | 100 | 2 | - | 4.50 | **S5029.0** |
| **10.00** | 10 | 19 | 100 | 2 | - | 5.00 | **S50210.0** |
| **12.00** | 12 | 22 | 100 | 2 | - | 6.00 | **S50212.0** |
| **16.00** | 16 | 32 | 125 | 2 | - | 8.00 | **S50216.0** |

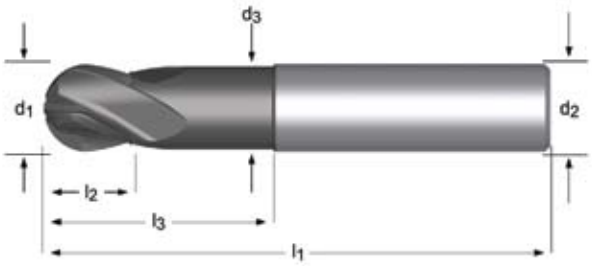


## S532

■ 1.3 1.4 1.5 1.6 1.7 1.8 2.1 2.2 2.3 3.1 3.2 3.3 3.4 4.2 4.3 5.2 5.3

| $d_1$ Ø mm | $d_2$ Ø mm | $l_2$ mm | $l_1$ mm | z | $l_3$ mm | $d_3$ Ø mm | r ± 0,01 | e-Code |
|---|---|---|---|---|---|---|---|---|
| **6.00** | 8 | 6 | 63 | 4 | 24 | 5.5 | 3.00 | **S5326.0** |
| **8.00** | 10 | 8 | 72 | 4 | 29 | 7.5 | 4.00 | **S5328.0** |
| **10.00** | 12 | 10 | 83 | 4 | 35 | 9.3 | 5.00 | **S53210.0** |
| **12.00** | 12 | 12 | 83 | 4 | 36 | 11.2 | 6.00 | **S53212.0** |

| $d_1$ Ø mm | $d_2$ Ø mm | $l_2$ mm | $l_1$ mm | z | $l_3$ mm | $d_3$ Ø mm | r ± 0,01 | e-Code |
|---|---|---|---|---|---|---|---|---|
| **16.00** | 16 | 16 | 92 | 4 | 42 | 15 | 8.00 | **S53216.0** |

# S510 / S511

DORMER

- Ball-Nosed End Mill
- Radius - Kopierfräser
- Radiusfrezen
- Fraises de finition bout hémisphérique
- Fresas con punta esferica
- Fresa Topo Esférico




## S510

N | HM | D | DIN 6535 HA | h9 | λ 30°

■ 4.1 4.2 4.3 7.3 7.4

● 1.1 1.2 1.3 1.4 3.1 3.2 3.3 3.4 5.1 5.2 5.3 6.1 6.2 6.3 6.4 7.1 7.2 8.1 8.2 8.3

| $d_1$ Ø mm | $d_2$ Ø mm | $l_2$ mm | $l_1$ mm | z | r ± 0,01 | e-Code |
|---|---|---|---|---|---|---|
| **3.00** | 6 | 8 | 80 | 4 | 1.50 | **S5103.0** |
| **4.00** | 6 | 11 | 80 | 4 | 2.00 | **S5104.0** |
| **5.00** | 6 | 13 | 80 | 4 | 2.50 | **S5105.0** |
| **6.00** | 6 | 13 | 80 | 4 | 3.00 | **S5106.0** |
| **8.00** | 8 | 19 | 100 | 4 | 4.00 | **S5108.0** |
| **10.00** | 10 | 22 | 100 | 4 | 5.00 | **S51010.0** |
| **12.00** | 12 | 26 | 100 | 4 | 6.00 | **S51012.0** |
| **16.00** | 16 | 32 | 100 | 4 | 8.00 | **S51016.0** |




## S511

N | HM | TiAlN X | D | DIN 6535 HA | h9 | λ 30°

■ 1.1 1.2 1.3 1.4 1.5 1.6 2.1 2.2 2.3 3.1 3.2 3.3 3.4 4.1 4.2 4.3 5.1 5.2 5.3 7.3 7.4 8.2 8.3 9.1

● 1.7 6.1 6.2 6.3 6.4 7.1 7.2 8.1

| $d_1$ Ø mm | $d_2$ Ø mm | $l_2$ mm | $l_1$ mm | z | R | e-Code |
|---|---|---|---|---|---|---|
| **3.00** | 6 | 8 | 80 | 4 | 1.50 | **S5113.0** |
| **4.00** | 6 | 11 | 80 | 4 | 2.00 | **S5114.0** |
| **5.00** | 6 | 13 | 80 | 4 | 2.50 | **S5115.0** |
| **6.00** | 6 | 13 | 80 | 4 | 3.00 | **S5116.0** |
| **7.00** | 8 | 16 | 100 | 4 | 3.50 | **S5117.0** |
| **8.00** | 8 | 19 | 100 | 4 | 4.00 | **S5118.0** |
| **9.00** | 10 | 19 | 100 | 4 | 4.50 | **S5119.0** |
| **10.00** | 10 | 22 | 100 | 4 | 5.00 | **S51110.0** |
| **12.00** | 12 | 26 | 100 | 4 | 6.00 | **S51112.0** |
| **16.00** | 16 | 32 | 100 | 4 | 8.00 | **S51116.0** |

DORMER

| | C110 | C126 | C191 | C165 | C123 | C139 | C122 | C167 | C135 | C192 | C306 | C353 | C380 |
|---|---|---|---|---|---|---|---|---|---|---|---|---|---|
| | N | N | N | N | N | N | N | N | N | N | N | N | N |
| | z2 | z2 | z2 | z2 | z2 | z2 | z2 | z2 | z2 | z2 | z3 | z3 | z3 |
| | 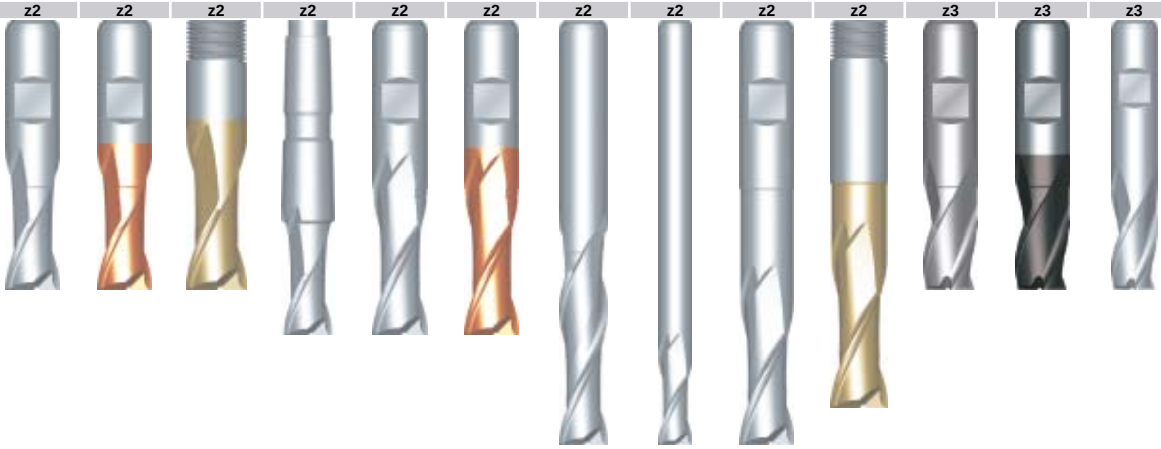 | | | | | | | | | | | | |
| | HSCo XP | HSCo XP | HSCo | HSCo | HSCo XP | HSCo XP | HSCo | HSCo | HSCo | HSCo | HSCo XP | HSCo XP | HSCo |
| | | Super R | Bronze | | | Super R | | | | Bronze | | Super G | |
| | DIN 327 D | DIN 327 D | BS 122/4 | DIN 326 | DIN 844 K | DIN 844 K | D | D | DIN 844 L | BS 122/4 | DIN 327 D | DIN 327 D | D |
| | | | | | | | | | | | | | |
| | P9 | P9 | P9 | P9 | P9 | P9 | P9 | | P9 | P9 | P9 | P9 | P9 |
| | | | | | | | | | | | | | |
| | DIN 1835 D | DIN 1835 D | DIN 1835 D | DIN 228 A | DIN 1835 D | DIN 1835 D | DIN 1835 A | DIN 1835 A | DIN 1835 D | DIN 1835 D | DIN 1835 D | DIN 1835 D | DIN 1835 D |
| | e8 | e8 | e8 | e8 | e8 | e8 | e8 | js14 | e8 | e8 | e8 ↓h10 | e8 ↓h10 | e8 ↓h10 |
| | λ 30° | λ 30° | λ 30° | λ 30° | λ 30° | λ 30° | λ 30° | λ 30° | λ 30° | λ 30° | λ 30° | λ 30° | λ 30° |
| | | | | | | | | | | | | | |
| | 1.00 - 50.00 | 1.00 - 30.00 | 1.50 - 2" | 14.00 - 40.00 | 2.00 - 40.00 | 2.00 - 30.00 | 5.00 - 30.00 | 6.00 - 16.00 | 2.00 - 30.00 | 1/16 - 1.1/2 | 2.80 - 40.00 | 3.00 - 30.00 | 1.00 - 12.00 |
| | | | | | | | | | | | | | |
| | | | | | | | | | | | primax | primax | |
| | 650 | 651 | 652 | 654 | 655 | 656 | 657 | 658 | 659 | 660 | 661 | 662 | 663 |
| 1.1 | ■60A | ■133A | ■47A | ■55A | ■55A | ■121A | ■45A | ■50A | ■50A | ■42A | ●60A | ●146A | ●44A |
| 1.2 | ■48A | ■106A | ■37A | ■44A | ■44A | ■96A | ■36A | ■40A | ■40A | ■34A | ■48A | ■117A | ■35A |
| 1.3 | ●42B | ■93B | ●32B | ●38B | ●38B | ■84B | ●31B | ●35B | ●35B | ●29B | ■42B | ■102B | ●30B |
| 1.4 | ●36B | ■79B | ●28B | ●33B | ●33B | ■72B | ●27B | ●30B | ●30B | ●25B | ●36B | ■87B | ●26B |
| 1.5 | | ●54C | | | | ●49C | | | | | | ■60C | |
| 1.6 | | ●24C | | | | ●22C | | | | | | ●26C | |
| 1.7 | | | | | | | | | | | | | |
| 1.8 | | | | | | | | | | | | | |
| 2.1 | ●27F | ●47F | ●21F | ●25F | ●25F | ●43F | ●20F | ●23F | ●23F | ●19F | ●27F | ●52F | |
| 2.2 | | | | | | | | | | | | ●44F | |
| 2.3 | | ●25F | | | | ●23F | | | | | | ●28F | |
| 2.4 | | | | | | | | | | | | | |
| 3.1 | ●33A | ■60A | ●26A | ●30A | ●30A | ■55A | ●25A | ●28A | ●28A | ●23A | ●33A | ■67A | |
| 3.2 | ●27A | ■50A | ●21A | ●25A | ●25A | ■45A | ●20A | ●23A | ●23A | ●19A | ●27A | ■55A | |
| 3.3 | ●48B | ■87B | ●37B | ●44B | ●44B | ■79B | ●36B | ●40B | ●40B | ●34B | ●48B | ■96B | |
| 3.4 | ●30B | ■54B | ●23B | ●27B | ●27B | ■49B | ●22B | ●25B | ●25B | ●21B | ●30B | ■60B | |
| 4.1 | ■33D | ■47D | ■26D | ●30D | ■30D | ■43D | ●25D | ●28D | ●28D | ■23D | ■33D | ■50D | ●24D |
| 4.2 | ●27D | ■38D | ●21C | ●25D | ●25D | ■35D | ●20D | ●23D | ●23D | ●19D | ●27D | ■41D | ●20D |
| 4.3 | | ●17D | | | | ●15D | | | | | | ●18D | |
| 5.1 | ■58D | ■127D | ■45D | ■52D | ■52D | ■116D | ■43D | ■48D | ■48D | ■41D | ■58D | ■140D | ●42D |
| 5.2 | ●15C | ■26C | ●12C | ●14C | ●14C | ■24C | ●11C | ●13C | ●13C | ●11C | ●15C | ■29C | ●11C |
| 5.3 | | ●11D | | | | ●10D | | | | | | ●13D | |
| 6.1 | ■151C | ■264C | ■117C | ■137C | ■137C | ■240C | ■112C | ■125C | ■125C | ■106C | ■151C | ■287C | ●110C |
| 6.2 | ■151C | ■264C | ■117C | ■137C | ■137C | ■240C | ■112C | ■125C | ■125C | ■106C | ■151C | ■287C | ●110C |
| 6.3 | ■151C | ■264C | ■117C | ■137C | ■137C | ■240C | ■112C | ■125C | ■125C | ■106C | ■151C | ■287C | ●110C |
| 6.4 | | ●26C | | | | ●24C | | | | | | ●28C | |
| 7.1 | ●363E | ●798E | ●282E | ●330E | ●330E | ●726E | ●270E | ●300E | ●300E | ●256E | | | |
| 7.2 | ●363E | ●798E | ●282E | ●330E | ●330E | ●726E | ●270E | ●300E | ●300E | ●256E | ●363E | ●878E | ●264E |
| 7.3 | ●108E | ●239E | ●84E | ●99E | ●99E | ●217E | ●81E | ●90E | ●90E | ●76E | ●108E | ●263E | ●79E |
| 7.4 | | ●133A | | | | ●121A | | | | | | ●146A | |
| 8.1 | ●151C | ●393C | ●117C | ●137C | ●137C | ●357C | ●112C | ●125C | ●125C | ●106C | ●151C | ●438C | |
| 8.2 | | | | | | | | | | | | | |
| 8.3 | | | | | | | | | | | | | |
| 9.1 | | | | | | | | | | | | | |
| 10.1 | | | | | | | | | | | | | |
| $a_z$ | 1.1 | 1.1 | 0.9 | 1.0 | 1.1 | 1.1 | 0.6 | 1.0 | 1.0 | 0.9 | 1.1 | 1.1 | 1.0 |

| | C381 | C368 | C367 | C391 | C305 | C352 | C382 | C383 | C346 | C392 | C247 | C246 | C927 |
|---|---|---|---|---|---|---|---|---|---|---|---|---|---|
| | N | N | N | N | N | N | N | N | N | N | N | N | N |
| | z3 | z3 | z3 | z3 | z3 | z3 | z3 | z3 | z3 | z3 | z4-6 | z4-6 | z 4 |
| | | | | | | | | | | | | | |
| | HSCo | HSCo XP | HSCo XP | HSCo | HSCo XP | HSCo XP | HSCo | HSCo | HSCo | HSCo | HSCo XP | HSCo XP | HSCo XP |
| | TiCN | | Super C | Bronze | | Super C | | TiCN | | Bronze | | Super R | Super C |
| | D | DIN 327 D | DIN 327 D | BS 122/4 | DIN 844 K | DIN 844 K | D | D | DIN 844 L | BS 122/4 | DIN 844 K | DIN 844 K | DIN 844 K |
| | | | | | | | | | | | | | |
| | P9 | P9 | P9 | P9 | P9 | P9 | P9 | P9 | P9 | P9 | | | |
| | | | | | | | | | | | | | |
| | DIN 1835 D | DIN 1835 D | DIN 1835 D | DIN 1835 D | DIN 1835 D | DIN 1835 D | DIN 1835 D | DIN 1835 D | DIN 1835 D | DIN 1835 D | DIN 1835 D | DIN 1835 D | DIN 1835 D |
| | e8 h10 | e8 | e8 | e8 | e8 | e8 | e8 | e8 | e8 | e8 | k10 | k10 | k10 |
| | λ 30° | λ 40° | λ 40° | λ 30° | λ 30° | λ 30° | λ 30° | λ 30° | λ 30° | λ 30° | λ 30° | λ 30° | λ° ≠ |
| | | | | | | | | | | | | | |
| | 1.00 - 12.00 | 2.00 - 20.00 | 2.00 - 20.00 | 6.00 - 1“ | 2.00 - 32.00 | 3.00 - 20.00 | 1.00 - 12.00 | 1.00 - 12.00 | 3.00 - 20.00 | 6.00 - 20.00 | 2.00 - 40.00 | 2.00 - 32.00 | 4.00 - 25.00 |
| | | | | | | | | | | | | | |
| | | primax | primax | | primax | primax | | | | | | | primax |
| | 664 | 665 | 666 | 667 | 668 | 668 | 669 | 670 | 671 | 672 | 673 | 674 | 675 |
| 1.1 | •88A | ■60A | ■146A | •42A | •55A | •133A | •40A | •80A | •45A | •38A | ■55S | ■121S | ■146M |
| 1.2 | ■70A | ■48A | ■117A | ■34A | ■44A | ■106A | ■32A | ■64A | ■36A | ■30A | ■44S | ■96S | ■117M |
| 1.3 | ■61B | •42B | •102B | ■29B | ■38B | ■93B | •28B | ■56B | •31B | ■26B | ■38T | ■84T | ■102M |
| 1.4 | ■52B | •36B | •87B | •25B | •33B | ■79B | •24B | ■48B | •27B | •23B | •33T | ■72T | •87N |
| 1.5 | •36C | | | | | ■54C | | •32C | | | | •49U | |
| 1.6 | | | | | | •24C | | | | | | •22U | |
| 1.7 | | | | | | | | | | | | | |
| 1.8 | | | | | | | | | | | | | |
| 2.1 | •30F | ■27F | ■52F | •19F | •25F | •48F | | •27F | •20F | •17F | •25Y | •43Y | ■52N |
| 2.2 | | •23F | ■44F | | | •40F | | | | | | | ■44N |
| 2.3 | | ■15F | ■28F | | | •26F | | •15F | | | | •23Y | ■28R |
| 2.4 | | | | | | | | | | | | | |
| 3.1 | •39A | | | •23A | •30A | ■61A | | •35A | •25A | •21A | •30S | ■55S | |
| 3.2 | •32A | | | •19A | •25A | ■50A | | •29A | •20A | •17A | •25S | ■45S | |
| 3.3 | •56B | | | •34B | •44B | ■88B | | •51B | •36B | •30B | •44T | ■79T | |
| 3.4 | •35B | | | •21B | •27B | ■55B | | •32B | •22B | •19B | •27T | ■49T | |
| 4.1 | •32D | •33D | •50D | ■23D | ■30D | ■46D | •22D | •29D | ■25D | ■21D | ■30V | ■43V | ■50P |
| 4.2 | •26D | | | •19D | •25D | ■37D | •18D | •23D | •20D | •17D | •25V | ■35V | •40P |
| 4.3 | •11D | | | | | •16D | | •10D | | | | •15V | |
| 5.1 | •84D | •58D | •140D | ■41D | ■52D | ■127D | •38D | •76D | ■43D | ■36D | ■52V | ■116V | ■140P |
| 5.2 | •17C | | | •11C | ■14C | ■27C | •10C | •15C | •11C | •10C | •14U | ■24U | •30O |
| 5.3 | •7D | | | | | •11D | | •6D | | | | •10V | |
| 6.1 | •176C | ■151C | ■287C | ■106C | ■137C | ■261C | •100C | •160C | ■112C | ■96C | ■137U | ■240U | ■280O |
| 6.2 | •176C | •151C | •287C | ■106C | ■137C | ■261C | •100C | •160C | ■112C | ■96C | ■137U | ■240U | •280O |
| 6.3 | •176C | •151C | •287C | ■106C | ■137C | ■261C | •100C | •160C | ■112C | ■96C | ■137U | ■240U | •280O |
| 6.4 | •17C | | | | | •26C | | •16C | | | | •24U | |
| 7.1 | | ■363E | ■878E | | | | | | | | •330X | •726X | •360Q |
| 7.2 | •528E | •363E | •878E | •256E | •330E | •798E | •240E | •480E | •270E | •230E | •330X | •726X | ■360Q |
| 7.3 | •158E | | •263E | •76E | •99E | •239E | •72E | •144E | •81E | •69E | •99X | •217X | •130Q |
| 7.4 | •88A | | | | | •133A | | •80A | | | | •121S | |
| 8.1 | | •151C | •438C | •106C | •137C | •398C | | | •112C | •96C | •137U | •357U | •190O |
| 8.2 | | | | | | | | | | | | | |
| 8.3 | | | | | | | | | | | | | |
| 9.1 | | | | | | | | | | | | | |
| 10.1 | | | | | | | | | | | | | |
| $a_z$ | 1.0 | 1.1 | 1.1 | 0.9 | 1.1 | 1.1 | 1.0 | 1.0 | 0.6 | 0.5 | 1.1 | 1.1 | 1.3 |

DORMER

| | C299 | C907 | C291 | C270 | C273 | C295 | C940 | C903 | C920 | C292 | C272 | C159 | C169 |
|---|---|---|---|---|---|---|---|---|---|---|---|---|---|
| | N | N | N | N | N | N | N | N | N | N | N | W | W |
| | z3-5 | z3-6 | z2-8 | z4-8 | z4-6 | z4-6 | z4 | z3-5 | z3-5 | z2-6 | z4-6 | z2 | z2 |
| |  | | | | | | | | | | | | |
| | HSCo XP | HSCo XP | HSCo | HSCo | HSCo XP | HSCo XP | HSCo XP | HSCo XP | HSCo XP | HSCo | HSCo | HSCo | HSCo |
| | | Super G | Bronze | | | Super R | Super G | | Super G | Bronze | | | TiCN |
| | DIN 844 K | DIN 844 K | BS 122/4 | DIN 845 K | DIN 844 L | DIN 844 L | DIN 844 L | DIN 844 L | DIN 844 L | BS 122/4 | DIN 845 L | DIN 844 K | DIN 844 K |
| | | | | | | | | | | | | | |
| | | | | | | | | | | | | P9 | P9 |
| | | | | | | | | | | | | | |
| | DIN 1835 D | DIN 1835 D | DIN 1835 D | DIN 228 A | DIN 1835 D | DIN 1835 D | DIN 1835 D | DIN 1835 D | DIN 1835 D | DIN 1835 D | DIN 228 A | DIN 1835 D | DIN 1835 D |
| | k10 | k10 | | k10 | k10 | k10 | k10 | k10 | k10 | | k10 | e8 | e8 |
| | λ 45° | λ 45° | λ 30° | λ 30° | λ 30° | λ 30° | λ° ≠ | λ 45° | λ 45° | λ 30° | λ 30° | λ 40° | λ 40° |
| | | | | | | | | | | | | | |
| | 3.00 - 25.00 | 3.00 - 32.00 | 1/16 - 2“ | 10.00 - 50.00 | 2.00 - 40.00 | 2.00 - 40.00 | 6.00 - 25.00 | 6.00 - 25.00 | 6.00 - 25.00 | 1/16 - 1.1/2 | 16.00 - 40.00 | 2.00 - 20.00 | 2.00 - 20.00 |
| | | | | | | | | | | | | | |
| | primax | primax | | | | | primax | primax | primax | | | | |
| | 676 | 676 | 677 | 679 | 680 | 681 | 682 | 683 | 683 | 684 | 685 | 686 | 686 |
| 1.1 | | | ■42S | ■50S | ■49S | ■108S | ■131M | | | ■38S | ■45S | ■50A | ■100A |
| 1.2 | | | ■34S | ■40S | ■39S | ■87S | ■105M | | | ■30S | ■36S | ●40A | ■80A |
| 1.3 | ■38T | ■93T | ■29T | ■35T | ■34T | ■76T | ■92N | ■34T | ■83T | ■26T | ■31T | ●35B | ●70B |
| 1.4 | ■33T | ■79T | ●25T | ●30T | ●29T | ■65T | ●78N | ■29T | ■71T | ●23T | ●27T | | |
| 1.5 | ■22U | ■54U | | | | ●44U | | ■20U | ■49U | | | | |
| 1.6 | ●10U | ■24U | | | | ●19U | | ●9U | ■21U | | | | |
| 1.7 | | | | | | | | | | | | | |
| 1.8 | | | | | | | | | | | | | |
| 2.1 | ■25Y | ■48Y | ●19Y | ●23Y | ●22Y | ●38Y | ■47N | ■22Y | ■43Y | ●17Y | ●20Y | ●23F | ●34F |
| 2.2 | ●21Y | ■40Y | | | | | ■40N | ●19Y | ■36Y | | | ●19F | ●29F |
| 2.3 | ■13Y | ■26Y | | | | ●21Y | ■25R | ■12Y | ■23Y | | | | ●18F |
| 2.4 | | | | | | | | | | | | | |
| 3.1 | ■30S | ■61S | ●23S | ●28S | ●27S | ■49S | | ■27S | ■55S | ●21S | ●25S | | |
| 3.2 | ■25S | ■50S | ●19S | ●23S | ●22S | ■40S | | ■22S | ■45S | ●17S | ●20S | | |
| 3.3 | ■44T | ■88T | ●34T | ●40T | ●39T | ■71T | | ■39T | ■79T | ●30T | ●36T | | |
| 3.4 | ■27T | ■55T | ●21T | ●25T | ●24T | ■44T | | ■24T | ■49T | ●19T | ●22T | | |
| 4.1 | ●30V | ●46V | ■23V | ■28V | ■27V | ■38V | ■45P | ●27V | ●41V | ■21V | ■25V | ●28D | ●36D |
| 4.2 | ■25V | ■37V | ●19V | ●23V | ●22V | ■31V | ●36P | ■22V | ■34V | ●17V | ●20V | | ●29D |
| 4.3 | ■11V | ■16V | | | | ●14V | | ■10V | ■15V | | | | |
| 5.1 | ■52V | ■127V | ■41V | ■48V | ■47V | ■104V | ■126P | ■47V | ■114V | ■36V | ■43V | ●48D | ●96D |
| 5.2 | ■14U | ■27U | ●11U | ●13U | ●12U | ■21U | ●27O | ■12U | ■24U | ●10U | ●11U | | ●19D |
| 5.3 | ■6V | ■11V | | | | ●9V | | ■5V | ■10V | | | | |
| 6.1 | | | ■106U | ■125U | ■123U | ■216U | ■250O | | | ■96U | ■112U | ■125C | ■200C |
| 6.2 | ■137U | ■261U | ■106U | ■125U | ■123U | ■216U | ●250O | ■123U | ■235U | ■96U | ■112U | | ●200C |
| 6.3 | | | ■106U | ■125U | ■123U | ■216U | ●250O | | | ■96U | ■112U | | |
| 6.4 | | | | | | ●21U | | | | | | | |
| 7.1 | | | | ●300X | ●297X | ●653X | ●320Q | | | | ●270X | ■300E | ■600E |
| 7.2 | | | ●256X | ●300X | ●297X | ●653X | ■320Q | | | ●230X | ●270X | ■300E | ■600E |
| 7.3 | | | ●76X | ●90X | ●89X | ●196X | ●115Q | | | ●69X | ●81X | ■90E | ■180E |
| 7.4 | ■55S | ■133S | | | | ●109S | | ■49S | ■120S | | | | ■100A |
| 8.1 | | | ●106U | ●125U | ●123U | ●321U | ●170O | | | ●96U | ●112U | ●125C | ●300C |
| 8.2 | | | | | | | | | | | | | |
| 8.3 | | | | | | | | | | | | | |
| 9.1 | | | | | | | | | | | | | |
| 10.1 | | | | | | | | | | | | | |
| $a_z$ | 1.1 | 1.1 | 0.9 | 1.0 | 0.6 | 0.6 | 0.7 | 0.6 | 0.6 | 0.5 | 0.6 | 1.0 | 1.0 |

| | C166 | C336 | C358 | C333 | C359 | C365 | C324 | C905 | C922 | C426 | C428 | C437 | C436 |
|---|---|---|---|---|---|---|---|---|---|---|---|---|---|
| | W | W | W | W | W | W | HRA | HRA | HRA | HRA | HRA | HR | HR |
| | z2 | z3 | z3 | z3 | z3 | z3-4 | z3 | z3 | z3-4 | z4 | z4-6 | z3-6 | z3-6 |
| | | | | | | | | | | | | | |
| | HSCo | HSCo XP | HSCo XP | HSCo XP | HSCo XP | HSCo XP | HSCo XP | HSCo XP | HSCo XP | HSCo XP | HSCo XP | HSCo | HSCo |
| | | | Super G | | Super G | | Super G | | Super G | | Super G | | TiCN |
| | DIN 844 L | DIN 844 K | DIN 844 K | DIN 844 L | DIN 844 L | DIN 844 K | DIN 327 D | DIN 844 K | DIN 844 K | DIN 844 K | DIN 844 K | DIN 844 K | DIN 844 K |
| | P9 | | | | | | | | | | | | |
| | DIN 1835 D | DIN 1835 D | DIN 1835 D | DIN 1835 D | DIN 1835 D | DIN 1835 D | DIN 1835 D | DIN 1835 D | DIN 1835 D | DIN 1835 D | DIN 1835 D | DIN 1835 D | DIN 1835 D |
| | e8 | k10 | k10 | k10 | k10 | k10 | k12 | k12 | k12 | k12 | k12 | k12 | k12 |
| | λ 40° | λ 40° | λ 40° | λ 40° | λ 40° | λ 40° | λ 35° | λ 35° | λ 35° | λ 35° | λ 35° | λ 35° | λ 35° |
| | 6.00 - 16.00 | 10.00 - 30.00 | 10.00 - 30.00 | 10.00 - 30.00 | 10.00 - 30.00 | 10.00 - 30.00 | 8.00 - 30.00 | 6.00 - 20.00 | 6.00 - 40.00 | 6.00 - 20.00 | 6.00 - 40.00 | 6.00 - 30.00 | 6.00 - 30.00 |
| | | | | | | | NEW 2008.09 | NEW 2008.09 | NEW 2008.09 | | | | |
| | | primax | primax | primax | primax | primax | primax | primax | primax | primax | primax | | |
| | 687 | 688 | 688 | 689 | 689 | 690 | 691 | 692 | 692 | 693 | 693 | 694 | 694 |
| 1.1 | ■45A | •55A | •133A | •49A | •119A | •55M | | | | | | •45G | •90G |
| 1.2 | •36A | •44A | ■106A | •39A | ■95A | •44M | | | | | | ■36G | ■72G |
| 1.3 | •31B | •38B | •93B | •34B | •83B | •38N | •102H | •38H | •93H | •38H | •93H | ■31H | ■63H |
| 1.4 | | | | | | | ■87H | ■33H | ■79H | ■33H | ■79H | •27H | ■54H |
| 1.5 | | | | | | | ■60I | ■22I | ■54I | ■22I | ■54I | | •36I |
| 1.6 | | | | | | | ■26I | •10I | ■24I | •10I | ■24I | | •16I |
| 1.7 | | | | | | | | | | | | | |
| 1.8 | | | | | | | | | | | | | |
| 2.1 | •20F | •25F | •48F | •22F | •43F | •25R | ■52L | ■25L | ■48L | ■25L | ■48L | •20L | •31L |
| 2.2 | •17F | •21F | •40F | •19F | •36F | | ■44L | •21L | ■40L | •21L | ■40L | | |
| 2.3 | | | •26F | | •23F | | ■28L | ■13L | ■26L | ■13L | ■26L | | •16L |
| 2.4 | | | | | | | | | | | | | |
| 3.1 | | | | | | | ■67G | ■30G | ■61G | ■30G | ■61G | •25G | ■40G |
| 3.2 | | | | | | | ■55G | ■25G | ■50G | ■25G | ■50G | •20G | ■33G |
| 3.3 | | | | | | | ■96H | ■44H | ■88H | ■44H | ■88H | •36H | ■57H |
| 3.4 | | | | | | | ■60H | ■27H | ■55H | ■27H | ■55H | •22H | ■36H |
| 4.1 | •25D | •30D | •46D | •27D | •41D | •30P | •50J | •30J | •46J | •30J | •46J | •25J | •32J |
| 4.2 | | | •37D | | •34D | | ■41J | ■25J | ■37J | ■25J | ■37J | •20J | ■26J |
| 4.3 | | | | | | | ■18J | ■11J | ■16J | ■11J | ■16J | | •12J |
| 5.1 | •43D | •52D | •127D | •47D | •114D | •52P | •140J | •52J | •127J | •52J | •127J | •43J | •86J |
| 5.2 | | | •27D | | •24D | | ■29I | ■14I | ■27I | ■14I | ■27I | •11I | ■17I |
| 5.3 | | | | | | | ■13J | ■6J | ■11J | ■6J | ■11J | | •7J |
| 6.1 | ■112C | ■137C | ■261C | ■123C | ■235C | ■137O | | | | | | •112I | •180I |
| 6.2 | | | •261C | | •235C | ■137O | ■287I | ■137I | ■261I | ■137I | ■261I | ■112I | ■180I |
| 6.3 | | | | | | •137O | | | | | | ■112I | ■180I |
| 6.4 | | | | | | | •28I | •13I | •26I | •13I | •26I | | •18I |
| 7.1 | ■270E | •330E | •798E | •297E | •718E | ■330Q | | | | | | | |
| 7.2 | ■270E | ■330E | ■798E | ■297E | ■718E | ■330Q | | | | | | •270K | •540K |
| 7.3 | ■81E | •99E | ■239E | •89E | ■215E | •99Q | | | | | | •81K | •162K |
| 7.4 | | | ■133A | | ■120A | | ■146G | ■55G | ■133G | ■55G | ■133G | | •90G |
| 8.1 | •112C | | | | | •137O | | | | | | •112I | •270I |
| 8.2 | | | | | | | | | | | | | |
| 8.3 | | | | | | | | | | | | | |
| 9.1 | | | | | | | | | | | | | |
| 10.1 | | | | | | | | | | | | | |
| $a_z$ | 0.6 | 1.1 | 1.1 | 0.6 | 0.6 | 1.1 | 1.1 | 1.1 | 1.1 | 1.1 | 1.1 | 0.9 | 0.9 |

DORMER

| | C491 | C492 | C407 | C908 | C493 | C475 | C944 | C948 | C477 | C921 | C424 | C929 | C439 |
|---|---|---|---|---|---|---|---|---|---|---|---|---|---|
| | HRA | HRA | NRA | NRA | NRA | NR | NRA | NRA | NR | FS | FS | FS | FS |
| | z3-6 | z3-6 | z4-6 | z4-6 | z4-6 | z4-6 | z4-6 | z4-6 | z4-6 | z3-6 | z4-6 | z4-6 | z4-6 |
| | | | | | | | | | | | | | |
| | HSCo XP | HSCo XP | HSCo XP | HSCo XP | HSCo XP | HSCo | HSCo XP | HSCo XP | HSCo | HSCo XP | HSCo XP | HSCo XP | HSCo XP |
| | | Super G | | Super G | | | | Super G | | Super G | | Super R | |
| | DIN 844 L | DIN 844 L | DIN 844 K | DIN 844 K | DIN 844 K | DIN 845 K | DIN 844 L | DIN 844 L | DIN 845 L | DIN 844 K | DIN 844 K | DIN 844 K | DIN 844 L |
| | | | | | | | | | | | | | |
| | | | | | | | | | | | | | |
| | | | | | | | | | | | | | |
| | DIN 1835 D | DIN 1835 D | DIN 1835 D | DIN 1835 D | DIN 1835 D | DIN 228 A | DIN 1835 D | DIN 1835 D | DIN 228 A | DIN 1835 D | DIN 1835 D | DIN 1835 D | DIN 1835 D |
| | k12 | k12 | k12 | k12 | k12 | k12 | k12 | k12 | k12 | k10 | k10 | k10 | k10 |
| | λ 35° | λ 35° | λ 35° | λ 35° | λ 30° | λ 30° | λ 35° | λ 35° | λ 30° | λ 45° | λ 30° | λ 30° | λ 30° |
| | | | | | | | | | | | | | |
| | 6.00 - 30.00 | 6.00 - 30.00 | 6.00 - 40.00 | 6.00 - 40.00 | 8.00 - 32.00 | 14.00 - 50.00 | 6.00 - 50.00 | 6.00 - 32.00 | 16.00 - 40.00 | 6.00 - 32.00 | 6.00 - 30.00 | 6.00 - 30.00 | 6.00 - 30.00 |
| | NEW 2008.09 | NEW 2008.09 | NEW 2008.09 | NEW 2008.09 | NEW 2008.09 | | NEW 2008.09 | NEW 2008.09 | | | | | |
| | primax | primax | primax | primax | primax | | primax | primax | | primax | | | |
| | 695 | 695 | 696 | 696 | 697 | 698 | 699 | 699 | 700 | 701 | 702 | 702 | 703 |
| 1.1 | | | •55G | | •45G | •50G | | | •45G | | ■55M | ■121M | ■49M |
| 1.2 | | | ■44G | | ■36G | ■40G | | | ■36G | | ■44M | ■96M | ■39M |
| 1.3 | ■34H | ■83H | ■38H | ■93H | ■31H | ■35H | ■34H | ■83H | ■31H | ■93N | ■38N | ■84N | ■34N |
| 1.4 | ■29H | ■71H | ■33H | ■79H | •27H | •30H | ■29H | ■71H | •27H | ■79N | •33N | •72N | •29N |
| 1.5 | ■20I | ■49I | ■22I | ■54I | | | ■20I | ■49I | | ■54O | | •49O | |
| 1.6 | •9I | ■21I | •10I | •24I | | | •9I | ■21I | | ■24O | | •22O | |
| 1.7 | | | | | | | | | | | | | |
| 1.8 | | | | | | | | | | | | | |
| 2.1 | ■22L | ■43L | ■25L | ■48L | •20L | •23L | ■22L | ■43L | •20L | ■48R | •25R | •43R | •22R |
| 2.2 | •19L | ■36L | •21L | ■40L | | | •19L | ■36L | | ■40R | | | |
| 2.3 | ■12L | ■23L | ■13L | ■26L | | | ■12L | ■23L | | ■26R | | •23R | |
| 2.4 | | | | | | | | | | | | | |
| 3.1 | ■27G | ■55G | ■30G | ■61G | •25G | •28G | ■27G | ■55G | •25G | ■61M | •30M | ■55M | •27M |
| 3.2 | ■22G | ■45G | ■25G | ■50G | •20G | •23G | ■22G | ■45G | •20G | ■50M | •25M | ■45M | •22M |
| 3.3 | ■39H | ■79H | ■44H | ■88H | •36H | •40H | ■39H | ■79H | •36H | ■88N | •44N | ■79N | •39N |
| 3.4 | ■24H | ■49H | ■27H | ■55H | •22H | •25H | ■24H | ■49H | •22H | ■55N | •27N | ■49N | •24N |
| 4.1 | •27J | •41J | •30J | •46J | •25J | •28J | •27J | •41J | •25J | •46P | ■30P | ■43P | ■27P |
| 4.2 | ■22J | ■34J | ■25J | ■37J | •20J | •23J | ■22J | ■34J | •20J | ■37P | •25P | ■35P | •22P |
| 4.3 | ■10J | ■15J | ■11J | ■16J | | | ■10J | ■15J | | ■16P | | •15P | |
| 5.1 | •47J | •114J | •52J | •127J | •43J | •48J | •47J | •114J | •43J | •127P | ■52P | ■116P | ■47P |
| 5.2 | ■12I | ■24I | ■14I | ■27I | •11I | •13I | ■12I | ■24I | •11I | ■27O | •14O | ■24O | •12O |
| 5.3 | ■5J | ■10J | ■6J | ■11J | | | ■5J | ■10J | | ■11P | | •10O | |
| 6.1 | | | | | •112I | •125I | | | •112I | | ■137O | ■240O | ■123O |
| 6.2 | ■123I | ■235I | ■137I | ■261I | ■112I | ■125I | ■123I | ■235I | ■112I | ■261O | ■137O | ■240O | ■123O |
| 6.3 | | | | | ■112I | ■125I | | | ■112I | | ■137O | ■240O | ■123O |
| 6.4 | •12I | •23I | •13I | •26I | | | •12I | •23I | | •26O | | •24O | |
| 7.1 | | | | | | | | | | | •330Q | •726Q | •297Q |
| 7.2 | | | | | •270K | •300K | | | •270K | | •330Q | •726Q | •297Q |
| 7.3 | | | | | •81K | •90K | | | •81K | | •99Q | •217Q | •89Q |
| 7.4 | ■49G | ■120G | •55G | •133G | | | ■49G | ■120G | | ■133M | | •121M | |
| 8.1 | | | | | •112I | •125I | | | •112I | | •137O | •357O | •123O |
| 8.2 | | | | | | | | | | | | | |
| 8.3 | | | | | | | | | | | | | |
| 9.1 | | | | | | | | | | | | | |
| 10.1 | | | | | | | | | | | | | |
| $a_z$ | 0.6 | 0.6 | 1.1 | 1.1 | 1.0 | 1.0 | 0.6 | 0.6 | 0.6 | 1.1 | 1.1 | 1.1 | 0.6 |

| | C400 | C413 | C460 | C403 | C429 | C500 | C503 | C530 | C505 | C535 | C511 | C502 | C514 |
|---|---|---|---|---|---|---|---|---|---|---|---|---|---|
| | NF | NF | NF | NF | NF | N | N | N | N | N | N | N | N |
| | z4-6 | z4-6 | z4-6 | z4-6 | z4-6 | z2 | z2 | z2 | z2 | z2 | z2 | z2 | z4 |
| | 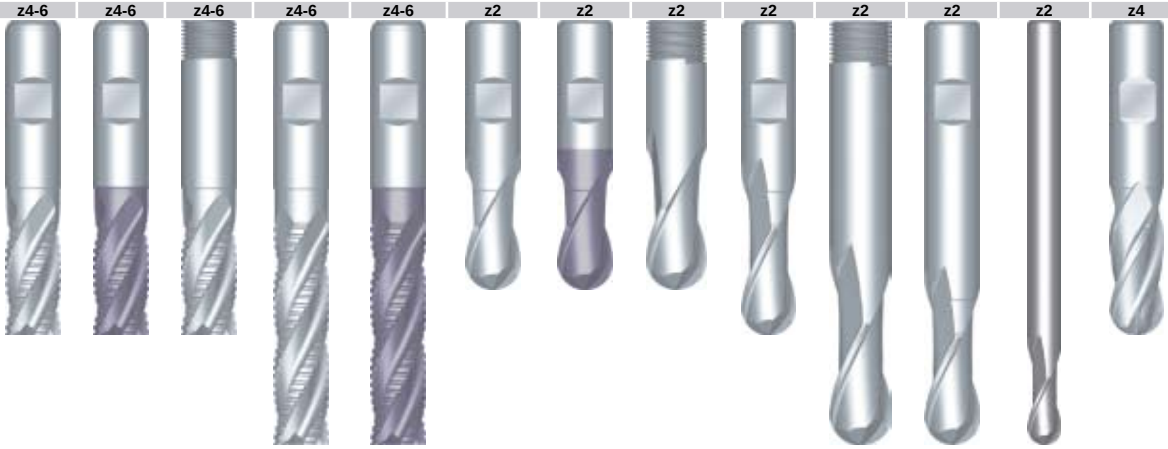 | | | | | | | | | | | | |
| | HSCo | HSCo | HSCo | HSCo | HSCo | HSCo | HSCo | HSS | HSCo | HSS | HSCo | HSCo | HSCo |
| | | TiCN | | | TiCN | | TiCN | | | | | | |
| | DIN 844 K | DIN 844 K | DIN 844 K | DIN 844 L | DIN 844 L | DIN 327 D | DIN 327 D | BS 122/4 | DIN 844 K | BS 122/4 | DIN 844 L | D | DIN 844 K |
| | | | | | | | | | | | | | |
| | | | | | | | | | | | | | |
| | | | | | | | | | | | | | |
| | DIN 1835 D | DIN 1835 D | DIN 1835 D | DIN 1835 D | DIN 1835 D | DIN 1835 D | DIN 1835 D | DIN 1835 D | DIN 1835 D | DIN 1835 D | DIN 1835 D | DIN 1835 A | DIN 1835 D |
| | k12 | k12 | k12 | k12 | k12 | e8 | e8 | e8 | e8 | e8 | e8 | js14 | k10 |
| | λ 30° | λ 30° | λ 30° | λ 30° | λ 30° | λ 30° | λ 30° | λ 30° | λ 30° | λ 30° | λ 30° | λ 30° | λ 30° |
| | | | | | | | | | | | | | |
| | 6.00 - 50.00 | 6.00 - 32.00 | 6.00 - 50.00 | 10.00 - 50.00 | 10.00 - 32.00 | 2.00 - 25.00 | 2.00 - 25.00 | 1/16 - 1.1/2 | 3.00 - 30.00 | 3.00 - 20.00 | 3.00 - 25.00 | 6.00 - 16.00 | 6.00 - 32.00 |
| | | | | | | | | | | | | | |
| | | | | | | | | | | | | | |
| | 704 | 704 | 705 | 706 | 706 | 707 | 707 | 708 | 709 | 710 | 711 | 712 | 713 |
| 1.1 | •50G | •100G | •45G | •45G | •90G | ■55S | ■110S | ■34S | ■50S | ■31S | ■50S | ■50S | ■50S |
| 1.2 | ■40G | ■80G | ■36G | ■36G | ■72G | ■44S | ■88S | ■27S | ■40S | ■25S | ■40S | ■40S | ■40S |
| 1.3 | ■35H | ■70H | ■31H | ■31H | ■63H | •38T | ■77T | •24T | •35T | •22T | •35T | •35T | ■35T |
| 1.4 | •30H | ■60H | •27H | •27H | ■54H | •33T | ■66T | | •30T | •18T | •30T | •30T | •30T |
| 1.5 | | •41I | | | •36I | | •45U | | | | | | |
| 1.6 | | •18I | | | •16I | | •20U | | | | | | |
| 1.7 | | | | | | | | | | | | | |
| 1.8 | | | | | | | | | | | | | |
| 2.1 | •23L | •34L | •20L | •20L | •31L | •25Y | •37Y | | •23Y | •14Y | •23Y | •23Y | •23Y |
| 2.2 | | | | | | | | | | | | | |
| 2.3 | | •18L | | | •16L | | •20Y | | | | | | |
| 2.4 | | | | | | | | | | | | | |
| 3.1 | •28G | ■44G | •25G | •25G | ■40G | •30S | ■49S | •27S | •28S | •25S | •28S | •28S | •28S |
| 3.2 | •23G | ■36G | •20G | •20G | ■33G | •25S | ■40S | •22S | •23S | •20S | •23S | •23S | •23S |
| 3.3 | •40H | ■64H | •36H | •36H | ■57H | •44T | ■70T | •27T | •40T | •25T | •40T | •40T | •40T |
| 3.4 | •25H | ■40H | •22H | •22H | ■36H | •27T | ■44T | | •25T | •15T | •25T | •25T | •25T |
| 4.1 | •28J | •36J | •25J | •25J | •32J | ■30V | ■40V | •19V | ■28V | ■17V | ■28V | ■28V | ■28V |
| 4.2 | •23J | ■29J | •20J | •20J | ■26J | •25V | ■32V | •15V | •23V | •14V | •23V | •23V | •23V |
| 4.3 | | •13J | | | •12J | | •14V | | | | | | |
| 5.1 | •48J | •96J | •43J | •43J | •86J | ■52V | ■105V | •33V | ■48V | ■30V | ■48V | ■48V | ■48V |
| 5.2 | •13I | ■19I | •11I | •11I | ■17I | •14U | ■21V | •6U | •13U | •5U | •13U | •13U | •13U |
| 5.3 | | •8J | | | •7J | | •9V | | | | | | |
| 6.1 | •125I | •200I | •112I | •112I | •180I | ■137U | ■220U | •61U | ■125U | ■56U | ■125U | ■125U | ■125U |
| 6.2 | ■125I | ■200I | ■112I | ■112I | ■180I | ■137U | ■220U | •68U | ■125U | ■61U | ■125U | ■125U | ■125U |
| 6.3 | ■125I | ■200I | ■112I | ■112I | ■180I | ■137U | ■220U | •68U | ■125U | ■61U | ■125U | ■125U | ■125U |
| 6.4 | | •20I | | | •18I | | •22V | | | | | | |
| 7.1 | | | | | | •330X | •660X | •74X | •300X | •67X | •300X | •300X | •300X |
| 7.2 | •300K | •600K | •270K | •270K | •540K | •330X | •660X | •59X | •300X | •54X | •300X | •300X | •300X |
| 7.3 | •90K | •180K | •81K | •81K | •162K | •99X | •198X | •44X | •90X | •40X | •90X | •90X | •90X |
| 7.4 | | •100G | | | •90G | | •110S | | | | | | |
| 8.1 | •125I | •300I | •112I | •112I | •270I | •137U | •330U | •61U | •125U | •56U | •125U | •125U | •125U |
| 8.2 | | | | | | | | | | | | | |
| 8.3 | | | | | | | | | | | | | |
| 9.1 | | | | | | | | | | | | | |
| 10.1 | | | | | | | | | | | | | |
| $a_z$ | 1.0 | 1.0 | 0.9 | 0.6 | 0.6 | 1.0 | 1.0 | 0.9 | 1.0 | 0.9 | 1.0 | 1.0 | 1.0 |

DORMER

| | C510 | C516 | C800 | C810 | C825 | C822 | C820 | C801 |
|---|---|---|---|---|---|---|---|---|
| | N | NR | N | N | N | N | N | NF |
| | Z4-6 | Z4 | Z6-8 | Z6-8 | Z8-12 | Z6-12 | Z6-12 | Z6-8 |
| | | | | | | | | |
| | HSCo | HSCo | HSCo | HSS | HSCo | HSCo | HSS | HSCo |
| | | | | | | | | |
| | DIN 844 L | DIN 844 K | DIN 861 | D | D | DIN 858 | D | DIN 861 |
| | | | | | | | | |
| | | | | | | | | |
| | | | | | | | | |
| | | | | | | | | |
| | k10 | k12 | d11 | d11 | h11 | h11 | | d11 |
| | λ 30° | λ 30° | λ 12° | λ 12° | λ 10° | λ 10° | λ 12° | λ 12° |
| | | | | | | | | |
| | 6.00 - 32.00 | 10.00 - 32.00 | 11.00 - 50.00 | 12.50 - 1.61/64 | 40.00 - 63.00 | 4.50 - 45.50 | 10.50 - 45.50 | 16.00 - 32.00 |
| | | | | | | | | |
| | | | | | | | | |

| | 714 | 714 | 715 | 716 | 717 | 718 | 719 | 721 |
|---|---|---|---|---|---|---|---|---|
| 1.1 | ■45S | ●50G | ■36P | ■25P | ■34P | ■37P | ■25P | ■39P |
| 1.2 | ■36S | ■40G | ■36P | ■25P | ■28P | ■37P | ■25P | ■39P |
| 1.3 | ■31T | ■35H | ■29P | ■20P | ■28P | ■29P | ■20P | ■32P |
| 1.4 | ●27T | ●30H | ■25P | ■17P | ■22P | ■26P | ■18P | ■27P |
| 1.5 | | | ■18P | ■12P | ●14P | ●19P | ●13P | ■19P |
| 1.6 | | | ■14P | ■9P | ●10P | ●15P | ●10P | ■15P |
| 1.7 | | | | | | | | |
| 1.8 | | | | | | | | |
| 2.1 | ●20Y | ●23L | ■22P | ■15P | ■13P | ■23P | ■16P | ■24P |
| 2.2 | | | ■16P | ■11P | ■10P | ■17P | ■11P | ■17P |
| 2.3 | | | ■12R | ■8R | ●10R | ●13R | ●9R | ■13R |
| 2.4 | | | | | | | | |
| 3.1 | ●25S | ●28G | ■21R | ■21R | ■22R | ■22R | ■22R | ■23R |
| 3.2 | ●20S | ●23G | ■18R | ■18R | ■19R | ■19R | ■19R | ■19R |
| 3.3 | ●36T | ●40H | ■29R | ■20R | ■30R | ■29R | ■20R | ■32R |
| 3.4 | ●22T | ●25H | ■18R | ■12R | ■19R | ■19R | ■13R | ■19R |
| 4.1 | ■25V | ●28J | ■29N | ■20N | ■34N | ■29N | ■20N | ■32N |
| 4.2 | ●20V | ●23J | ■20O | ■14O | ■22O | ■21O | ■14O | ■22O |
| 4.3 | | | ■11O | ■7O | ●10O | ●12O | ●8O | ■12O |
| 5.1 | ■43V | ●48J | ■36P | ■25P | ■36P | ■37P | ■25P | ■39P |
| 5.2 | ●11U | ●13I | ■11O | ■5O | ■5O | ■12O | ■6O | ■12O |
| 5.3 | | | ■6M | ■3M | ●5M | ●6M | ●3M | ■6M |
| 6.1 | ■112U | ●125I | ■100P | ■50P | ■28P | ■100P | ■50P | ■111P |
| 6.2 | ■112U | ■125I | ■100P | ■55P | ■34P | ■100P | ■55P | ■111P |
| 6.3 | ■112U | ■125I | ■35P | ■19P | ■34P | ■100P | ■55P | ■38P |
| 6.4 | | | ■14M | ■7M | ●12M | ●15M | ●7M | ■15M |
| 7.1 | ●270X | | ■250R | ■62R | ■70R | ■260R | ■65R | ■277R |
| 7.2 | ●270X | ●300K | ■250R | ■50R | ■70R | ■260R | ■52R | ■277R |
| 7.3 | ●81X | ●90K | ■64R | ■32R | ■28R | ■66R | ■33R | ■71R |
| 7.4 | | | ■43R | ■21R | ■18R | ■44R | ■22R | ■47R |
| 8.1 | ●112U | ●125I | ■100M | ■50M | ■35M | ■100M | ■50M | ■111M |
| 8.2 | | | | | | | | |
| 8.3 | | | | | | | | |
| 9.1 | | | | | | | | |
| 10.1 | | | ■43R | ■21R | ●18R | ●44R | ●22R | ■47R |
| $a_z$ | 0.6 | 1.0 | | | | | | |

| | C700 | C710 | C830 | C837 | C835 | C831 | D500 |
|---|---|---|---|---|---|---|---|
| | N | N | N | N | N | N | N |
| | Z4-6 | Z4 | Z10-12 | Z6-8 | Z6-8 | Z10-12 | Z16-18 |
| | | | | | | | |
| | HSCo | HSS | HSCo | HSS | HSS | HSCo | HSCo |
| | | | | | | | |
| | D | D | DIN 1833 C | D | D | DIN 1833 D | DIN 847 |
| | | | | | | | |
| | | | | | | | |
| | | | | | | | |
| | | | | | | | |
| | | | | | | | |
| | | | js16 | | | js16 | js16 |
| | λ 0° | λ 0° | λ 0° | λ 0° | λ 0° | λ 0° | λ 0° |
| | | | | | | | |
| | 1.00 - 20.00 | 1/16 - 1/2 | 12.00 - 32.00 | 13.00 - 1.1/2 | 1/2 - 1.1/2 | 12.00 - 32.00 | 50.00 - 80.00 |
| | | | | | | | |
| | | | | | | | |
| | 722 | 722 | 723 | 724 | 724 | 725 | 726 |
| 1.1 | ■33P | ■20P | ■32P | ■20P | ■20P | ■32P | ■28P |
| 1.2 | ■33P | ■20P | ■32P | ■20P | ■20P | ■32P | ■28P |
| 1.3 | ■26P | ■16P | ■25P | ■16P | ■16P | ■25P | ■22P |
| 1.4 | ■23P | ■14P | ■22P | ■14P | ■14P | ■22P | ■20P |
| 1.5 | ●17P | ●10P | ●16P | ●10P | ●10P | ●16P | ●14P |
| 1.6 | ●13P | ●8P | ●12P | ●7P | ●7P | ●12P | ●11P |
| 1.7 | | | | | | | |
| 1.8 | | | | | | | |
| 2.1 | ■20P | ■13P | ■19P | ■12P | ■12P | ■19P | ■17P |
| 2.2 | ■15P | ■9P | ■14P | ■9P | ■9P | ■14P | ■13P |
| 2.3 | ●11R | ●6R | ●11R | ●7R | ●7R | ●11R | ●10R |
| 2.4 | | | | | | | |
| 3.1 | ■20R | ■18R | ■18R | ■17R | ■17R | ■18R | ■17R |
| 3.2 | ■17R | ■15R | ■16R | ■15R | ■15R | ■16R | ■14R |
| 3.3 | ■26R | ■16R | ■25R | ■16R | ■16R | ■25R | ■22R |
| 3.4 | ■17R | ■10R | ■16R | ■10R | ■10R | ■16R | ■14R |
| 4.1 | ■26N | ■16N | ■25N | ■16N | ■16N | ■25N | ■22N |
| 4.2 | ■19O | ■11O | ■17O | ■11O | ■11O | ■17O | ■16O |
| 4.3 | ●10O | ●6O | ●9O | ●6O | ●6O | ●9O | ●9O |
| 5.1 | ■33P | ■20P | ■32P | ■20P | ■20P | ■32P | ■28P |
| 5.2 | ■10O | ■4O | ■9O | ■4O | ■4O | ■9O | ■9O |
| 5.3 | ●6M | ●2M | ●5M | ●2M | ●2M | ●5M | ●5M |
| 6.1 | ■90P | ■40P | ■88P | ■40P | ■40P | ■88P | ■77P |
| 6.2 | ■90P | ■45P | ■88P | ■44P | ■44P | ■88P | ■77P |
| 6.3 | ■90P | ■45P | ■77P | ■15P | ■15P | ■77P | ■77P |
| 6.4 | ●13M | ●5M | ●12M | ●5M | ●5M | ●12M | ●10M |
| 7.1 | ■245R | ■55R | ■190R | ■50R | ■50R | ■190R | ■190R |
| 7.2 | ■228R | ■41R | ■190R | ■40R | ■40R | ■190R | ■190R |
| 7.3 | ■60R | ■26R | ■56R | ■25R | ■25R | ■56R | ■50R |
| 7.4 | ■40R | ■17R | ■37R | ■17R | ■17R | ■37R | ■33R |
| 8.1 | | | ■77M | ■40M | ■40M | ■77M | ■77M |
| 8.2 | | | | | | | |
| 8.3 | | | | | | | |
| 9.1 | | | | | | | |
| 10.1 | ●40R | ●17R | ●37R | | | ●37R | ●33R |

DORMER

| | D552 | D763 | D200 | D747 | D745 | D750 | D751 |
|---|---|---|---|---|---|---|---|
| | N | N | N | N | | | |
| | Z16-28 | Z28-44 | Z16-30 | Z40-200 | Z24-100 | Z128-220 | Z160-350 |
| | | | | | | | |
| | HSCo | HSCo | HSCo | HSS | HSS | HSS | HSS |
| | | | | | | ST | ST |
| | DIN 842 | DIN 885 A | DIN 885 A | DIN 1837 | DIN 1838 | DIN 1837 | DIN 1837 |
| | | | | | | | |
| | | | | | | | |
| | | | | | | | |
| | | | | | | | |
| | | | | | | | |
| | js16 | js16 | js16 | | | | |
| | λ 0° | λ 15° | λ 15° | | | | |
| | | | | | | | |
| | 50.00 - 160.00 | 63.00 - 125.00 | 50.00 - 200.00 | 32.00 - 315.00 | 50.00 - 315.00 | 200.00 - 350.00 | 200.00 - 350.00 |
| | | | | | | | |
| | | | | | | | |

| | 727 | 728 | 729 | 730 | 732 | 733 | 733 |
|---|---|---|---|---|---|---|---|
| 1.1 | ■29P | ■45P | ■45P | ■30P | ■30P | ■30P | ■30P |
| 1.2 | ■29P | ■40P | ■40P | ■27P | ■27P | ■27P | ■27P |
| 1.3 | ■23P | ■35P | ■35P | ■23P | ■23P | ■23P | ■23P |
| 1.4 | ■20P | ■30P | ■30P | | | | |
| 1.5 | ●15P | ■20P | ■20P | | | | |
| 1.6 | ●11P | ■12P | ■12P | | | | |
| 1.7 | | | | | | | |
| 1.8 | | | | | | | |
| 2.1 | ■18P | ■30P | ■30P | ■18P | ■18P | ■18P | ■18P |
| 2.2 | ■13P | ■20P | ■20P | | | | |
| 2.3 | ●10R | ■12R | ■12R | | | | |
| 2.4 | | | | | | | |
| 3.1 | ■17R | ■32R | ■32R | ■25R | ■25R | ■25R | ■25R |
| 3.2 | ■15R | ■25R | ■25R | ■20R | ■20R | ■20R | ■20R |
| 3.3 | ■23R | ■40R | ■40R | ■25R | ■25R | ■25R | ■25R |
| 3.4 | ■15R | ■25R | ■25R | | | | |
| 4.1 | ■23N | ■30N | ■30N | ■18N | ■18N | ■18N | ■18N |
| 4.2 | ■16O | ■20O | ■20O | ■15O | ■15O | ■15O | ■15O |
| 4.3 | ●9O | ■15O | ■15O | | | | |
| 5.1 | ■29P | ■40P | ■40P | ■30P | ■30P | ■30P | ■30P |
| 5.2 | ■9O | ■15O | ■15O | ■6O | ■6O | ■6O | ■6O |
| 5.3 | ●5M | ■10M | ■10M | | | | |
| 6.1 | ■80P | ■150P | ■150P | ■55P | ■55P | ■55P | ■55P |
| 6.2 | ■80P | ■150P | ■150P | ■60P | ■60P | ■60P | ■60P |
| 6.3 | ■80P | ■150P | ■150P | ■60P | ■60P | ■60P | ■60P |
| 6.4 | ●11M | ■15M | ■15M | | | | |
| 7.1 | ■200R | ■400R | ■400R | ■60R | ■60R | ■60R | ■60R |
| 7.2 | ■200R | ■400R | ■400R | ■55R | ■55R | ■55R | ■55R |
| 7.3 | ■51R | ■100R | ■100R | ■35R | ■35R | ■35R | ■35R |
| 7.4 | ■34R | ■70R | ■70R | | | | |
| 8.1 | ■80M | ■150M | ■150M | ■60M | ■60M | ■60M | ■60M |
| 8.2 | | | | | | | |
| 8.3 | | | | | | | |
| 9.1 | | | | | | | |
| 10.1 | ●34R | | | | | | |

| | D752 | D753 | D400 | D420 | D413 | D401 |
|---|---|---|---|---|---|---|
| | | | N | N | N | W |
| | Z80-180 | Z100-140 | Z8-12 | Z8-12 | Z6-8 | Z4-6 |
| | | | | | |
| | HSS | HSS | HSCo | HSCo | HSCo | HSCo |
| | ST | ST | | TiCN | | |
| | DIN 1837 | DIN 1838 | DIN 1880 | DIN 1880 | DIN 841 | DIN 1880 |
| | | | | | | |
| | | | | | | |
| | | | | | | |
| | | | | | | |
| | | | js16 | js16 | js16 | js16 |
| | | | λ 30° | λ 30° | λ 30° | λ 30° |
| | | | | | | |
| | 200.00 - 350.00 | 250.00 - 350.00 | 40.00 - 100.00 | 40.00 - 100.00 | 35.00 - 60.00 | 40.00 - 100.00 |
| | | | | | | |
| | | | | | | |
| | 734 | 734 | 735 | 735 | 736 | 736 |
| 1.1 | ■30P | ■30P | ■37J | ■74J | ■37J | ■37J |
| 1.2 | ■27P | ■27P | ■37J | ■74J | ■37J | ■37J |
| 1.3 | ■23P | ■23P | ■30J | ■67J | ■30J | ●30J |
| 1.4 | | | ■26J | ■52J | ■26J | ●26J |
| 1.5 | | | ●19J | ■37J | ●19J | ●19J |
| 1.6 | | | ●15H | ■30H | ●15H | |
| 1.7 | | | | | | |
| 1.8 | | | | | | |
| 2.1 | ■18P | ■18P | ■23H | ■37H | ■23H | ■23H |
| 2.2 | | | ●17H | ■30H | ●17H | ●17H |
| 2.3 | | | ■13H | ■21H | ■13H | ●13H |
| 2.4 | | | | | | |
| 3.1 | ■25R | ■25R | ■22K | ■37K | ■22K | ●22K |
| 3.2 | ■20R | ■20R | ■19K | ■30K | ■19K | ●19K |
| 3.3 | ■25R | ■25R | ■30K | ■49K | ■30K | ●30K |
| 3.4 | | | ■19K | ■31K | ■19K | ●19K |
| 4.1 | ■18N | ■18N | ■30J | ■37J | ■30J | ■30J |
| 4.2 | ■15O | ■15O | ●21I | ■26I | ●21I | ●21I |
| 4.3 | | | ●12I | ■15I | ●12I | ●12I |
| 5.1 | ■30P | ■30P | ■37J | ■74J | ■37J | ■37J |
| 5.2 | ■6O | ■6O | ●12I | ■19I | ●12I | ●12I |
| 5.3 | | | ●6G | ■12G | ●6G | ●6G |
| 6.1 | ■55P | ■55P | ■104I | ■148I | ■104I | ■104I |
| 6.2 | ■60P | ■60P | ■104I | ■148I | ■104I | ■104I |
| 6.3 | ■60P | ■60P | ■36I | ■52I | ■36I | ■36I |
| 6.4 | | | ●14H | ■19H | ●14H | ●14H |
| 7.1 | ■60R | ■60R | ●260I | ●260I | ●260I | ■260I |
| 7.2 | ■55R | ■55R | ■260I | ■260I | ■260I | ■260I |
| 7.3 | ■35R | ■35R | ■67I | ■133I | ■67I | ■67I |
| 7.4 | | | ●44K | ■74K | ●44K | ●44K |
| 8.1 | ■60M | ■60M | ●104I | ■122I | ●104I | ●104I |
| 8.2 | | | ●30I | ●59I | ●30I | ●30I |
| 8.3 | | | ●7I | ●15I | ●7I | ●7I |
| 9.1 | | | | | | |
| 10.1 | | | ●44K | ■127K | ●44K | |

DORMER

| | D402 | D422 | D412 | D403 | D423 |
|---|---|---|---|---|---|
| | NR | NR | NR | NF | NF |
| | Z6-12 | Z6-10 | Z6-10 | Z6-12 | Z6-10 |
| | |  | | |  |
| | HSCo | HSCo | HSCo | HSCo | HSCo |
| | | TiCN | | | TiCN |
| | DIN 1880 | DIN 1880 | DIN 841 | DIN 1880 | DIN 1880 |
| | | | | | |
| | | | | | |
| | | | | | |
| | | | | | |
| | js16 | js16 | js16 | js16 | js16 |
| | λ 30° | λ 30° | λ 30° | λ 30° | λ 30° |
| | | | | | |
| | 40.00 - 125.00 | 40.00 - 100.00 | 40.00 - 60.00 | 40.00 - 125.00 | 40.00 - 100.00 |
| | | | | | |
| | | | | | |
| | **737** | **737** | **738** | **738** | **739** |
| 1.1 | ■37J | ■74J | ■37J | ■37J | ■74J |
| 1.2 | ■37J | ■74J | ■37J | ■37J | ■74J |
| 1.3 | ■30J | ■67J | ■30J | ■30J | ■67J |
| 1.4 | ■26J | ■52J | ■26J | ■26J | ■52J |
| 1.5 | ●19J | ■37J | ●19J | ●19J | ■37J |
| 1.6 | ●15H | ■30H | ●15H | ●15H | ■30H |
| 1.7 | | | | | |
| 1.8 | | | | | |
| 2.1 | ■23H | ■37H | ■23H | ■23H | ■37H |
| 2.2 | ●17H | ■30H | ●17H | ●17H | ■30H |
| 2.3 | ■13H | ■21H | ■13H | ■13H | ■21H |
| 2.4 | | | | | |
| 3.1 | ■22K | ■37K | ■22K | ■22K | ■37K |
| 3.2 | ■19K | ■30K | ■19K | ■19K | ■30K |
| 3.3 | ■30K | ■49K | ■30K | ■30K | ■49K |
| 3.4 | ■19K | ■31K | ■19K | ■19K | ■31K |
| 4.1 | ■30J | ■37J | ■30J | ■30J | ■37J |
| 4.2 | ●21I | ■26I | ●21I | ●21I | ■26I |
| 4.3 | ●12I | ■15I | ●12I | ●12I | ■15I |
| 5.1 | ■37J | ■74J | ■37J | ■37J | ■74J |
| 5.2 | ●12I | ■19I | ●12I | ●12I | ■19I |
| 5.3 | ●6G | ■12G | ●6G | ●6G | ■12G |
| 6.1 | ■104I | ■148I | ■104I | ■104I | ■148I |
| 6.2 | ■104I | ■148I | ■104I | ■104I | ■148I |
| 6.3 | ■36I | ■52I | ■36I | ■36I | ■52I |
| 6.4 | ●14H | ■19H | ●14H | ●14H | ■19H |
| 7.1 | ●260I | ●260I | ●260I | ●260I | ●260I |
| 7.2 | ■260I | ■260I | ■260I | ■260I | ■260I |
| 7.3 | ■67I | ■133I | ■67I | ■67I | ■133I |
| 7.4 | ●44K | ■74K | ●44K | ●44K | ■74K |
| 8.1 | ●104I | ■122I | ●104I | ●104I | ■122I |
| 8.2 | ●30I | ●59I | ●30I | ●30I | ●59I |
| 8.3 | ●7I | ●15I | ●7I | ●7I | ●15I |
| 9.1 | | | | | |
| 10.1 | ●44K | ■127K | ●44K | ●44K | ■127K |

| HSS | fz | Ø mm mm/z ± 25% | | | | | | | | | | | | | | | | | | | | |
|---|---|---|---|---|---|---|---|---|---|---|---|---|---|---|---|---|---|---|---|---|---|---|
| | | 1 | 2 | 3 | 4 | 5 | 6 | 8 | 10 | 12 | 14 | 16 | 18 | 20 | 22 | 25 | 28 | 30 | 32 | 36 | 40 | 50 |
| ↕ 0,5D ↔ D | A | 0,004 | 0,008 | 0,013 | 0,017 | 0,024 | 0,029 | 0,043 | 0,060 | 0,072 | 0,084 | 0,096 | 0,097 | 0,096 | 0,099 | 0,105 | 0,109 | 0,108 | 0,106 | 0,108 | 0,108 | 0,105 |
| | B | 0,004 | 0,007 | 0,012 | 0,015 | 0,022 | 0,026 | 0,039 | 0,054 | 0,065 | 0,076 | 0,086 | 0,087 | 0,086 | 0,089 | 0,095 | 0,098 | 0,097 | 0,095 | 0,097 | 0,097 | 0,095 |
| | C | 0,003 | 0,006 | 0,011 | 0,014 | 0,019 | 0,023 | 0,035 | 0,049 | 0,058 | 0,068 | 0,078 | 0,079 | 0,078 | 0,080 | 0,085 | 0,088 | 0,087 | 0,086 | 0,087 | 0,087 | 0,085 |
| | D | 0,004 | 0,007 | 0,011 | 0,014 | 0,020 | 0,024 | 0,037 | 0,051 | 0,061 | 0,071 | 0,081 | 0,082 | 0,081 | 0,084 | 0,089 | 0,099 | 0,091 | 0,097 | 0,091 | 0,101 | 0,101 |
| | E | 0,007 | 0,012 | 0,018 | 0,024 | 0,035 | 0,042 | 0,063 | 0,087 | 0,105 | 0,122 | 0,140 | 0,141 | 0,140 | 0,144 | 0,153 | 0,171 | 0,157 | 0,168 | 0,157 | 0,175 | 0,175 |
| | F | 0,007 | 0,009 | 0,013 | 0,018 | 0,021 | 0,025 | 0,033 | 0,041 | 0,050 | 0,055 | 0,064 | 0,072 | 0,079 | 0,079 | 0,085 | 0,085 | 0,085 | 0,085 | 0,085 | 0,085 | 0,085 |
| ↕ D ↔ 0,8D | G | | | | | | 0,026 | 0,034 | 0,036 | 0,043 | 0,050 | 0,057 | 0,064 | 0,071 | 0,071 | 0,054 | 0,053 | 0,054 | 0,053 | 0,056 | 0,057 | 0,060 |
| | H | | | | | | 0,023 | 0,031 | 0,032 | 0,039 | 0,045 | 0,051 | 0,058 | 0,064 | 0,064 | 0,049 | 0,048 | 0,049 | 0,048 | 0,050 | 0,051 | 0,054 |
| | I | | | | | | 0,021 | 0,028 | 0,029 | 0,035 | 0,041 | 0,046 | 0,052 | 0,058 | 0,058 | 0,044 | 0,043 | 0,044 | 0,043 | 0,045 | 0,046 | 0,049 |
| | J | | | | | | 0,024 | 0,031 | 0,033 | 0,039 | 0,046 | 0,052 | 0,059 | 0,065 | 0,065 | 0,049 | 0,049 | 0,049 | 0,049 | 0,051 | 0,052 | 0,055 |
| | K | | | | | | 0,035 | 0,047 | 0,065 | 0,079 | 0,092 | 0,105 | 0,088 | 0,098 | 0,097 | 0,110 | 0,110 | 0,110 | 0,110 | 0,115 | 0,118 | 0,123 |
| | L | | | | | | 0,010 | 0,013 | 0,017 | 0,020 | 0,025 | 0,028 | 0,030 | 0,032 | 0,033 | 0,034 | 0,036 | 0,038 | 0,039 | 0,040 | 0,042 | 0,042 |
| ↕ 1,5D ↔ 0,25D | M | | 0,008 | 0,012 | 0,018 | 0,023 | 0,031 | 0,041 | 0,057 | 0,069 | 0,080 | 0,091 | 0,103 | 0,114 | 0,090 | 0,103 | 0,085 | 0,091 | 0,097 | 0,110 | 0,107 | 0,086 |
| | N | | 0,007 | 0,011 | 0,016 | 0,021 | 0,028 | 0,037 | 0,051 | 0,062 | 0,072 | 0,082 | 0,093 | 0,103 | 0,081 | 0,093 | 0,077 | 0,082 | 0,087 | 0,099 | 0,096 | 0,077 |
| | O | | 0,006 | 0,010 | 0,015 | 0,019 | 0,025 | 0,033 | 0,046 | 0,056 | 0,065 | 0,074 | 0,083 | 0,092 | 0,073 | 0,083 | 0,069 | 0,074 | 0,079 | 0,089 | 0,087 | 0,070 |
| | P | | 0,007 | 0,010 | 0,016 | 0,020 | 0,027 | 0,035 | 0,049 | 0,059 | 0,069 | 0,079 | 0,088 | 0,098 | 0,078 | 0,088 | 0,073 | 0,079 | 0,084 | 0,094 | 0,092 | 0,074 |
| | Q | | 0,009 | 0,014 | 0,021 | 0,026 | 0,036 | 0,048 | 0,066 | 0,079 | 0,092 | 0,106 | 0,089 | 0,099 | 0,098 | 0,111 | 0,111 | 0,119 | 0,127 | 0,143 | 0,139 | 0,148 |
| | R | | 0,012 | 0,016 | 0,020 | 0,025 | 0,029 | 0,038 | 0,047 | 0,056 | 0,065 | 0,073 | 0,083 | 0,092 | 0,092 | 0,092 | 0,092 | 0,092 | 0,104 | 0,104 | 0,108 | 0,108 |
| ↕ 1,5D ↔ 0,1D | S | | 0,010 | 0,015 | 0,023 | 0,029 | 0,039 | 0,051 | 0,071 | 0,086 | 0,100 | 0,114 | 0,129 | 0,143 | 0,113 | 0,129 | 0,107 | 0,114 | 0,122 | 0,137 | 0,133 | 0,107 |
| | T | | 0,009 | 0,014 | 0,021 | 0,026 | 0,035 | 0,046 | 0,064 | 0,077 | 0,090 | 0,103 | 0,116 | 0,129 | 0,102 | 0,116 | 0,096 | 0,103 | 0,110 | 0,123 | 0,120 | 0,096 |
| | U | | 0,008 | 0,012 | 0,019 | 0,023 | 0,032 | 0,041 | 0,058 | 0,070 | 0,081 | 0,092 | 0,104 | 0,116 | 0,092 | 0,104 | 0,087 | 0,092 | 0,099 | 0,111 | 0,108 | 0,087 |
| | V | | 0,009 | 0,013 | 0,020 | 0,025 | 0,033 | 0,044 | 0,061 | 0,074 | 0,086 | 0,098 | 0,110 | 0,123 | 0,097 | 0,110 | 0,092 | 0,098 | 0,105 | 0,118 | 0,115 | 0,092 |
| | X | | 0,012 | 0,017 | 0,026 | 0,033 | 0,045 | 0,059 | 0,082 | 0,099 | 0,115 | 0,132 | 0,111 | 0,124 | 0,122 | 0,139 | 0,139 | 0,148 | 0,158 | 0,178 | 0,173 | 0,186 |
| | Y | | 0,015 | 0,020 | 0,025 | 0,031 | 0,036 | 0,047 | 0,059 | 0,070 | 0,081 | 0,092 | 0,104 | 0,115 | 0,115 | 0,115 | 0,115 | 0,115 | 0,130 | 0,130 | 0,136 | 0,136 |

| HSS | fz | Ø mm mm/z ± 25% | | | | | | | | |
|---|---|---|---|---|---|---|---|---|---|---|
| | | 11 | 12,5 | 16 | 18 | 21 | 25 | 32 | 40 | 50 |
| ↕ b ↔ D | A | 0,013 | 0,017 | 0,022 | 0,032 | 0,039 | 0,038 | 0,045 | 0,045 | 0,045 |
| | B | 0,018 | 0,022 | 0,027 | 0,041 | 0,048 | 0,046 | 0,055 | 0,060 | 0,060 |
| | C | 0,020 | 0,025 | 0,030 | 0,046 | 0,055 | 0,055 | 0,060 | 0,060 | 0,060 |
| | D | 0,025 | 0,030 | 0,043 | 0,058 | 0,065 | 0,064 | 0,070 | 0,070 | 0,070 |
| | E | 0,040 | 0,045 | 0,048 | 0,058 | 0,065 | 0,064 | 0,070 | 0,070 | 0,070 |
| | F | 0,045 | 0,055 | 0,070 | 0,105 | 0,122 | 0,119 | 0,128 | 0,128 | 0,128 |

| HSS | | Ø mm mm/z ± 25% | | | | | | |
|---|---|---|---|---|---|---|---|---|
| | | 50 | 63 | 80 | 100 | 125 | 160 | 200 |
| ↕ 0,1D | A | 0,040 | 0,050 | 0,060 | 0,070 | 0,080 | 0,090 | 0,100 |
| | B | 0,060 | 0,070 | 0,080 | 0,090 | 0,100 | 0,105 | 0,115 |
| | C | 0,070 | 0,080 | 0,090 | 0,100 | 0,105 | 0,110 | 0,120 |
| | D | 0,080 | 0,090 | 0,095 | 0,110 | 0,115 | 0,115 | 0,125 |
| | E | 0,090 | 0,100 | 0,105 | 0,110 | 0,115 | 0,125 | 0,135 |

## az

C301

3.1 28A
3.2 23A
3.3 40B
3.4 25B

$a_z$ 0.9

| | fz | Ø mm mm/z ± 25% | | |
|---|---|---|---|---|
| | | 1 | 2 | 3 |
| ↕ 0,5D ↔ D | A | 0,004 | 0,008 | 0,013 |
| | B | 0,004 | 0,007 | 0,012 |
| | C | 0,003 | 0,006 | 0,011 |
| | D | 0,004 | 0,007 | 0,011 |
| | E | 0,007 | 0,012 | 0,018 |
| | F | 0,007 | 0,009 | 0,013 |

= 0,9 X 0,012 = 0,0108

| HSS | fz | Ø mm mm/z ± 25% | | | | | |
|---|---|---|---|---|---|---|---|
| | | 40 | 50 | 63 | 80 | 100 | 125 |
| ↕ 0,1D ↔ 0,75D | A | 0,022 | 0,026 | 0,028 | 0,026 | 0,024 | |
| | B | 0,030 | 0,035 | 0,038 | 0,035 | 0,033 | |
| | C | 0,040 | 0,045 | 0,048 | 0,045 | 0,042 | |
| | D | 0,055 | 0,060 | 0,067 | 0,060 | 0,063 | |
| | E | 0,090 | 0,110 | 0,150 | 0,145 | 0,115 | |
| | F | 0,080 | 0,095 | 0,100 | 0,095 | 0,085 | |
| | G | 0,160 | 0,180 | 0,200 | 0,240 | 0,190 | |
| | H | 0,200 | 0,220 | 0,300 | 0,280 | 0,310 | |
| ↕ 0,25D ↔ 0,75D | A | 0,042 | 0,049 | 0,040 | 0,047 | 0,040 | 0,037 |
| | B | 0,050 | 0,059 | 0,047 | 0,055 | 0,048 | 0,044 |
| | C | 0,062 | 0,071 | 0,058 | 0,066 | 0,058 | 0,054 |
| | D | 0,082 | 0,095 | 0,078 | 0,090 | 0,078 | 0,073 |
| | E | 0,118 | 0,140 | 0,110 | 0,130 | 0,110 | 0,103 |
| | F | 0,145 | 0,171 | 0,136 | 0,160 | 0,136 | 0,127 |
| | G | 0,185 | 0,160 | 0,170 | 0,200 | 0,170 | 0,160 |
| | H | 0,270 | 0,320 | 0,250 | 0,290 | 0,250 | 0,230 |

# C110

- Slot Drill
- Langlochfräser
- Spiebaanfrezen
- Fraises à rainurer
- Fresas Frontales
- Fresa de Ranhurar

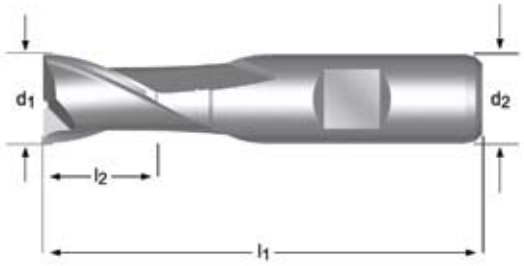


## C110

■ 1.1 1.2 4.1 5.1 6.1 6.2 6.3

● 1.3 1.4 2.1 3.1 3.2 3.3 3.4 4.2 5.2 7.1 7.2 7.3 8.1

| $d_1$ Ø mm | $d_2$ Ø mm | $l_2$ mm | $l_1$ mm | z | e-Code |
|---|---|---|---|---|---|
| 1.00 | 6 | 2.5 | 47 | 2 | C1101.0 |
| 1.50 | 6 | 3 | 47 | 2 | C1101.5 |
| 1.80 | 6 | 3 | 47 | 2 | C1101.8 |
| 2.00 | 6 | 4 | 48 | 2 | C1102.0 |
| 2.50 | 6 | 5 | 49 | 2 | C1102.5 |
| 2.80 | 6 | 5 | 49 | 2 | C1102.8 |
| 3.00 | 6 | 5 | 49 | 2 | C1103.0 |
| 3.50 | 6 | 6 | 50 | 2 | C1103.5 |
| 3.80 | 6 | 7 | 51 | 2 | C1103.8 |
| 4.00 | 6 | 7 | 51 | 2 | C1104.0 |
| 4.50 | 6 | 7 | 51 | 2 | C1104.5 |
| 4.80 | 6 | 8 | 52 | 2 | C1104.8 |
| 5.00 | 6 | 8 | 52 | 2 | C1105.0 |
| 5.50 | 6 | 8 | 52 | 2 | C1105.5 |
| 5.75 | 6 | 8 | 52 | 2 | C1105.75 |
| 6.00 | 6 | 8 | 52 | 2 | C1106.0 |
| 6.50 | 10 | 10 | 60 | 2 | C1106.5 |
| 6.75 | 10 | 10 | 60 | 2 | C1106.75 |
| 7.00 | 10 | 10 | 60 | 2 | C1107.0 |
| 7.50 | 10 | 10 | 60 | 2 | C1107.5 |
| 7.75 | 10 | 11 | 61 | 2 | C1107.75 |
| 8.00 | 10 | 11 | 61 | 2 | C1108.0 |
| 8.50 | 10 | 11 | 61 | 2 | C1108.5 |
| 9.00 | 10 | 11 | 61 | 2 | C1109.0 |
| 9.50 | 10 | 11 | 61 | 2 | C1109.5 |
| 9.70 | 10 | 13 | 63 | 2 | C1109.7 |
| 10.00 | 10 | 13 | 63 | 2 | C11010.0 |
| 10.50 | 12 | 13 | 70 | 2 | C11010.5 |
| 11.00 | 12 | 13 | 70 | 2 | C11011.0 |
| 11.50 | 12 | 13 | 70 | 2 | C11011.5 |

| $d_1$ Ø mm | $d_2$ Ø mm | $l_2$ mm | $l_1$ mm | z | e-Code |
|---|---|---|---|---|---|
| 11.70 | 12 | 13 | 70 | 2 | C11011.7 |
| 12.00 | 12 | 16 | 73 | 2 | C11012.0 |
| 12.50 | 12 | 16 | 73 | 2 | C11012.5 |
| 12.70 | 12 | 16 | 73 | 2 | C11012.7 |
| 13.00 | 12 | 16 | 73 | 2 | C11013.0 |
| 13.70 | 12 | 16 | 73 | 2 | C11013.7 |
| 14.00 | 12 | 16 | 73 | 2 | C11014.0 |
| 15.00 | 12 | 16 | 73 | 2 | C11015.0 |
| 15.70 | 16 | 19 | 79 | 2 | C11015.7 |
| 16.00 | 16 | 19 | 79 | 2 | C11016.0 |
| 17.00 | 16 | 19 | 79 | 2 | C11017.0 |
| 17.70 | 16 | 19 | 79 | 2 | C11017.7 |
| 18.00 | 16 | 19 | 79 | 2 | C11018.0 |
| 19.00 | 16 | 19 | 79 | 2 | C11019.0 |
| 19.70 | 20 | 22 | 88 | 2 | C11019.7 |
| 20.00 | 20 | 22 | 88 | 2 | C11020.0 |
| 21.70 | 20 | 22 | 88 | 2 | C11021.7 |
| 22.00 | 20 | 22 | 88 | 2 | C11022.0 |
| 24.00 | 25 | 26 | 102 | 2 | C11024.0 |
| 24.70 | 25 | 26 | 102 | 2 | C11024.7 |
| 25.00 | 25 | 26 | 102 | 2 | C11025.0 |
| 26.00 | 25 | 26 | 102 | 2 | C11026.0 |
| 28.00 | 25 | 26 | 102 | 2 | C11028.0 |
| 30.00 | 25 | 26 | 102 | 2 | C11030.0 |
| 32.00 | 32 | 32 | 112 | 2 | C11032.0 |
| 36.00 | 32 | 32 | 112 | 2 | C11036.0 [1] |
| 40.00 | 40 | 38 | 130 | 2 | C11040.0 [1] |
| 45.00 | 40 | 38 | 130 | 2 | C11045.0 [1] |
| 50.00 | 50 | 45 | 147 | 2 | C11050.0 [1] |

[1] HSCo

# C126

DORMER

- Slot Drill
- Langlochfräser
- Spiebaanfrezen
- Fraises à rainurer
- Fresas Frontales
- Fresa de Ranhurar

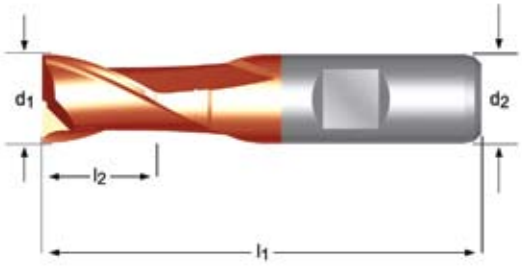


## C126

■ 1.1 1.2 1.3 1.4 3.1 3.2 3.3 3.4 4.1 4.2 5.1 5.2 6.1 6.2 6.3

● 1.5 1.6 2.1 2.3 4.3 5.3 6.4 7.1 7.2 7.3 7.4 8.1

| $d_1$ Ø mm | $d_2$ Ø mm | $l_2$ mm | $l_1$ mm | z | e-Code |
|---|---|---|---|---|---|
| **1.00** | 6 | 2.5 | 47 | 2 | **C1261.0** |
| **1.50** | 6 | 3 | 47 | 2 | **C1261.5** |
| **2.00** | 6 | 4 | 48 | 2 | **C1262.0** |
| **2.50** | 6 | 5 | 49 | 2 | **C1262.5** |
| **3.00** | 6 | 5 | 49 | 2 | **C1263.0** |
| **3.50** | 6 | 6 | 50 | 2 | **C1263.5** |
| **4.00** | 6 | 7 | 51 | 2 | **C1264.0** |
| **4.50** | 6 | 7 | 51 | 2 | **C1264.5** |
| **4.80** | 6 | 8 | 52 | 2 | **C1264.8** |
| **5.00** | 6 | 8 | 52 | 2 | **C1265.0** |
| **5.50** | 6 | 8 | 52 | 2 | **C1265.5** |
| **5.75** | 6 | 8 | 52 | 2 | **C1265.75** |
| **6.00** | 6 | 8 | 52 | 2 | **C1266.0** |
| **6.50** | 10 | 10 | 60 | 2 | **C1266.5** |
| **7.00** | 10 | 10 | 60 | 2 | **C1267.0** |
| **7.50** | 10 | 10 | 60 | 2 | **C1267.5** |
| **7.75** | 10 | 11 | 61 | 2 | **C1267.75** |
| **8.00** | 10 | 11 | 61 | 2 | **C1268.0** |
| **8.50** | 10 | 11 | 61 | 2 | **C1268.5** |
| **9.00** | 10 | 11 | 61 | 2 | **C1269.0** |
| **9.50** | 10 | 11 | 61 | 2 | **C1269.5** |
| **9.70** | 10 | 13 | 63 | 2 | **C1269.7** |

| $d_1$ Ø mm | $d_2$ Ø mm | $l_2$ mm | $l_1$ mm | z | e-Code |
|---|---|---|---|---|---|
| **10.00** | 10 | 13 | 63 | 2 | **C12610.0** |
| **10.50** | 12 | 13 | 70 | 2 | **C12610.5** |
| **11.00** | 12 | 13 | 70 | 2 | **C12611.0** |
| **11.50** | 12 | 13 | 70 | 2 | **C12611.5** |
| **11.70** | 12 | 13 | 70 | 2 | **C12611.7** |
| **12.00** | 12 | 16 | 73 | 2 | **C12612.0** |
| **12.50** | 12 | 16 | 73 | 2 | **C12612.5** |
| **13.00** | 12 | 16 | 73 | 2 | **C12613.0** |
| **13.70** | 12 | 16 | 73 | 2 | **C12613.7** |
| **14.00** | 12 | 16 | 73 | 2 | **C12614.0** |
| **15.00** | 12 | 16 | 73 | 2 | **C12615.0** |
| **15.70** | 16 | 19 | 79 | 2 | **C12615.7** |
| **16.00** | 16 | 19 | 79 | 2 | **C12616.0** |
| **18.00** | 16 | 19 | 79 | 2 | **C12618.0** |
| **20.00** | 20 | 22 | 88 | 2 | **C12620.0** |
| **22.00** | 20 | 22 | 88 | 2 | **C12622.0** |
| **24.00** | 25 | 26 | 102 | 2 | **C12624.0** |
| **25.00** | 25 | 26 | 102 | 2 | **C12625.0** |
| **30.00** | 25 | 26 | 102 | 2 | **C12630.0** |

# C191

- Slot Drill
- Langlochfräser
- Spiebaanfrezen
- Fraises à rainurer
- Fresas Frontales
- Fresa de Ranhurar




## C191

■ 1.1 1.2 4.1 5.1 6.1 6.2 6.3

● 1.3 1.4 2.1 3.1 3.2 3.3 3.4 4.2 5.2 7.1 7.2 7.3 8.1

| $d_1$ Ø Inch | $d_1$ Ø mm | $d_2$ Ø mm | $l_2$ mm | $l_1$ mm | z | e-Code | |
|---|---|---|---|---|---|---|---|
| | 1.50 | 6.00 | 2.5 | 48.5 | 2 | **C1911.5** | |
| **1/16** | 1.59 | 6.35 - 1/4 | 2.5 | 48.5 | 2 | **C1911/16** | 1) |
| **5/64** | 1.98 | 6.35 - 1/4 | 2.5 | 49.0 | 2 | **C1915/64** | 1) |
| | 2.00 | 6.00 | 3.0 | 49.0 | 2 | **C1912.0** | |
| **3/32** | 2.38 | 6.35 - 1/4 | 4.5 | 51.0 | 2 | **C1913/32** | 1) |
| | 2.50 | 6.00 | 4.5 | 51.0 | 2 | **C1912.5** | |
| **7/64** | 2.78 | 6.35 - 1/4 | 6.5 | 51.0 | 2 | **C1917/64** | 1) |
| | 3.00 | 6.00 | 7.0 | 51.0 | 2 | **C1913.0** | |
| **1/8** | 3.18 | 6.35 - 1/4 | 7.0 | 51.0 | 2 | **C1911/8** | 1) |
| | 3.50 | 6.00 | 7.5 | 52.5 | 2 | **C1913.5** | |
| **9/64** | 3.57 | 6.35 - 1/4 | 9.5 | 52.5 | 2 | **C1919/64** | 1) |
| **5/32** | 3.97 | 6.35 - 1/4 | 9.5 | 52.5 | 2 | **C1915/32** | 1) |
| | 4.00 | 6.00 | 9.5 | 52.5 | 2 | **C1914.0** | |
| **11/64** | 4.37 | 6.35 - 1/4 | 9.5 | 52.5 | 2 | **C19111/64** | 1) |
| | 4.50 | 6.00 | 9.5 | 52.5 | 2 | **C1914.5** | |
| **3/16** | 4.76 | 6.35 - 1/4 | 9.5 | 52.5 | 2 | **C1913/16** | 1) |
| | 5.00 | 6.00 | 9.5 | 52.5 | 2 | **C1915.0** | |
| **13/64** | 5.16 | 6.35 - 1/4 | 11.0 | 55.5 | 2 | **C19113/64** | 1) |
| | 5.50 | 6.00 | 11.0 | 55.5 | 2 | **C1915.5** | |
| **7/32** | 5.56 | 6.35 - 1/4 | 11.0 | 55.5 | 2 | **C1917/32** | 1) |
| **15/64** | 5.95 | 6.35 - 1/4 | 11.0 | 56.5 | 2 | **C19115/64** | 1) |
| | 6.00 | 6.00 | 11.0 | 56.5 | 2 | **C1916.0** | |
| **1/4** | 6.35 | 6.35 - 1/4 | 11.0 | 56.5 | 2 | **C1911/4** | 1) |
| | 6.50 | 10.00 | 11.0 | 58.5 | 2 | **C1916.5** | |
| **17/64** | 6.75 | 9.53 - 3/8 | 11.0 | 59.5 | 2 | **C19117/64** | 1) |
| | 7.00 | 10.00 | 11.0 | 58.5 | 2 | **C1917.0** | |
| **9/32** | 7.14 | 9.53 - 3/8 | 11.0 | 58.5 | 2 | **C1919/32** | 1) |
| | 7.50 | 10.00 | 11.0 | 58.5 | 2 | **C1917.5** | |
| **19/64** | 7.54 | 9.53 - 3/8 | 12.5 | 58.5 | 2 | **C19119/64** | 1) |
| **5/16** | 7.94 | 9.53 - 3/8 | 12.5 | 59.5 | 2 | **C1915/16** | 1) |
| | 8.00 | 10.00 | 12.5 | 59.5 | 2 | **C1918.0** | |
| **21/64** | 8.33 | 9.53 - 3/8 | 14.5 | 59.5 | 2 | **C19121/64** | 1) |
| | 8.50 | 10.00 | 14.5 | 60.5 | 2 | **C1918.5** | |
| **11/32** | 8.73 | 9.53 - 3/8 | 14.5 | 60.5 | 2 | **C19111/32** | 1) |
| | 9.00 | 10.00 | 14.5 | 60.5 | 2 | **C1919.0** | |
| **23/64** | 9.13 | 9.53 - 3/8 | 14.5 | 60.5 | 2 | **C19123/64** | 1) |
| | 9.50 | 10.00 | 14.5 | 60.5 | 2 | **C1919.5** | |
| **3/8** | 9.53 | 9.53 - 3/8 | 14.5 | 60.5 | 2 | **C1913/8** | 1) |
| **25/64** | 9.92 | 9.53 - 3/8 | 16.0 | 60.5 | 2 | **C19125/64** | 1) |
| | 10.00 | 10.00 | 14.5 | 60.5 | 2 | **C19110.0** | |
| **13/32** | 10.32 | 9.53 - 3/8 | 16.0 | 60.5 | 2 | **C19113/32** | 1) |
| | 10.50 | 12.00 | 17.5 | 65.0 | 2 | **C19110.5** | |

1) diameter tolerance -0.0005 inches -0.0013 inches / Durchmesser-Toleranz -.0005 inches -.0013 inches / Diameter tolerantie -0,0005" -0,0013" / tolérance sur le diamètre -.0005 inches -.0013 inches / Tolerancia diámetro -.0005 pulgadas/- .0013 pulgadas / tolerância no diâmetro-.0005 poleg. -.0013 poleg.

# C191

DORMER

| $d_1$ Ø Inch | $d_1$ Ø mm | $d_2$ Ø mm | $l_2$ mm | $l_1$ mm | z | e-Code | |
|---|---|---|---|---|---|---|---|
| **27/64** | 10.72 | 12.70 - 1/2 | 17.5 | 65.0 | 2 | **C19127/64** | 1) |
| | 11.00 | 12.00 | 17.5 | 65.0 | 2 | **C19111.0** | |
| **7/16** | 11.11 | 12.70 - 1/2 | 17.5 | 65.0 | 2 | **C1917/16** | 1) |
| | 11.50 | 12.00 | 17.5 | 65.0 | 2 | **C19111.5** | |
| **29/64** | 11.51 | 12.70 - 1/2 | 17.5 | 65.0 | 2 | **C19129/64** | 1) |
| | 12.00 | 12.00 | 19.0 | 66.5 | 2 | **C19112.0** | |
| **31/64** | 12.30 | 12.70 - 1/2 | 19.0 | 66.5 | 2 | **C19131/64** | 1) |
| **1/2** | 12.70 | 12.70 - 1/2 | 19.0 | 66.5 | 2 | **C1911/2** | 1) |
| | 13.00 | 12.00 | 19.0 | 66.5 | 2 | **C19113.0** | |
| **17/32** | 13.49 | 12.70 - 1/2 | 22.0 | 68.5 | 2 | **C19117/32** | 2) |
| | 14.00 | 12.00 | 22.0 | 68.5 | 2 | **C19114.0** | |
| **9/16** | 14.29 | 12.70 - 1/2 | 21.5 | 69.0 | 2 | **C1919/16** | 2) |
| | 15.00 | 16.00 | 22.0 | 72.0 | 2 | **C19115.0** | |
| **19/32** | 15.08 | 15.88 - 5/8 | 22.0 | 72.0 | 2 | **C19119/32** | 2) |
| **5/8** | 15.88 | 15.88 - 5/8 | 22.0 | 72.0 | 2 | **C1915/8** | 2) |
| | 16.00 | 16.00 | 22.0 | 72.0 | 2 | **C19116.0** | |
| **21/32** | 16.67 | 15.88 - 5/8 | 24.0 | 73.0 | 2 | **C19121/32** | 2) |
| | 17.00 | 16.00 | 24.0 | 74.0 | 2 | **C19117.0** | |
| **11/16** | 17.46 | 15.88 - 5/8 | 24.0 | 74.0 | 2 | **C19111/16** | 2) |
| | 18.00 | 16.00 | 24.0 | 74.0 | 2 | **C19118.0** | |
| **23/32** | 18.26 | 15.88 - 5/8 | 25.5 | 75.5 | 2 | **C19123/32** | 2) |
| | 19.00 | 16.00 | 25.5 | 77.0 | 2 | **C19119.0** | |
| **3/4** | 19.05 | 15.88 - 5/8 | 25.5 | 77.0 | 2 | **C1913/4** | 2) |
| | 20.00 | 16.00 | 25.5 | 77.0 | 2 | **C19120.0** | |
| **13/16** | 20.64 | 25.40 - 1 | 25.4 | 98.5 | 2 | **C19113/16** | 2) |
| | 21.00 | 25.00 | 25.5 | 98.5 | 2 | **C19121.0** | |
| | 22.00 | 25.00 | 25.5 | 100.0 | 2 | **C19122.0** | |
| **7/8** | 22.23 | 25.40 - 1 | 25.5 | 100.0 | 2 | **C1917/8** | 2) |
| | 23.00 | 25.00 | 25.5 | 101.5 | 2 | **C19123.0** | |
| **15/16** | 23.81 | 25.40 - 1 | 25.5 | 103.0 | 2 | **C19115/16** | 2) |
| | 24.00 | 25.00 | 25.5 | 103.0 | 2 | **C19124.0** | |
| | 25.00 | 25.00 | 27.0 | 95.0 | 2 | **C19125.0** | |
| **1** | 25.40 | 25.40 - 1 | 27.0 | 95.0 | 2 | **C1911** | 2) |
| | 26.00 | 25.00 | 27.0 | 95.0 | 2 | **C19126.0** | |
| **1.1/16** | 26.99 | 25.40 - 1 | 28.5 | 93.5 | 2 | **C1911.1/16** | 2) |
| | 27.00 | 25.00 | 28.5 | 93.5 | 2 | **C19127.0** | |
| | 28.00 | 25.00 | 30.0 | 95.0 | 2 | **C19128.0** | |
| **1.1/8** | 28.58 | 25.40 - 1 | 30.0 | 95.0 | 2 | **C1911.1/8** | 2) |
| | 29.00 | 25.00 | 30.0 | 93.5 | 2 | **C19129.0** | |
| | 30.00 | 25.00 | 30.0 | 93.5 | 2 | **C19130.0** | |
| **1.1/4** | 31.75 | 25.40 - 1 | 38.0 | 101.5 | 2 | **C1911.1/4X1** | 2) |
| **1.1/4** | 31.75 | 31.75 - 1.1/4 | 35.0 | 117.5 | 2 | **C1911.1/4X1.1/4** | 2) |
| | 32.00 | 25.00 | 38.0 | 101.5 | 2 | **C19132.0X25.0** | |
| | 34.00 | 25.00 | 38.0 | 101.5 | 2 | **C19134.0X25.0** | |
| **1.3/8** | 34.93 | 25.40 - 1 | 39.5 | 103.0 | 2 | **C1911.3/8X1** | 2) |
| | 35.00 | 25.00 | 39.5 | 103.0 | 2 | **C19135.0X25.0** | |
| | 36.00 | 25.00 | 39.5 | 103.0 | 2 | **C19136.0X25.0** | |
| | 38.00 | 25.00 | 43.0 | 106.5 | 2 | **C19138.0X25.0** | |
| **1.1/2** | 38.10 | 25.40 - 1 | 43.0 | 106.5 | 2 | **C1911.1/2X1** | 2) |
| **1.1/2** | 38.10 | 31.75 - 1.1/4 | 43.0 | 114.5 | 2 | **C1911.1/2X1.1/4** | 2) |
| | 40.00 | 25.00 | 46.0 | 111.0 | 2 | **C19140.0X25.0** | |
| **1.5/8** | 41.28 | 25.40 - 1 | 47.5 | 112.5 | 2 | **C1911.5/8X1** | 2) |
| **1.3/4** | 44.45 | 25.40 - 1 | 51.0 | 116.0 | 2 | **C1911.3/4X1** | 2) |
| | 45.00 | 25.00 | 51.0 | 116.0 | 2 | **C19145.0X25.0** | |
| | 50.00 | 32.00 | 51.0 | 117.5 | 2 | **C19150.0X32.0** | |
| **2“** | 50.80 | 25.40 - 1 | 57.0 | 122.0 | 2 | **C1912X1** | 2) |

1) diameter tolerance -0.0005 inches -0.0013 inches / Durchmesser-Toleranz -.0005 inches -.0013 inches / Diameter tolerantie -0,0005” -0,0013” / tolérance sur le diamètre -.0005 inches -.0013 inches / Tolerancia diámetro -.0005 pulgadas - .0013 pulgadas / tolerância no diâmetro-.0005 poleg. -.0013 poleg.

2) diameter tolerance -0.0005 inches -0.0015 inches / Durchmesser-Toleranz -.0005 inches -.0015inches / Diameter tolerantie -0,0005” -0,0015” / tolérance sur le diamètre -.0005 inches -.0015 inches / Tolerancia diámetro -.0005 pulgadas - .0015 pulgadas / tolerância no diâmetro-.0005 poleg. -.0015 poleg.

# C165

- Slot Drill
- Langlochfräser
- Spiebaanfrezen
- Fraises à rainurer
- Fresas Frontales
- Fresa de Ranhurar




## C165

■ 1.1 1.2 5.1 6.1 6.2 6.3

● 1.3 1.4 2.1 3.1 3.2 3.3 3.4 4.1 4.2 5.2 7.1 7.2 7.3 8.1

| $d_1$ Ø mm | $l_2$ mm | $l_1$ mm | MK | z | e-Code |
|---|---|---|---|---|---|
| **14.00** | 16 | 101 | 2 | 2 | **C16514.0** |
| **16.00** | 19 | 104 | 2 | 2 | **C16516.0** |
| **18.00** | 19 | 104 | 2 | 2 | **C16518.0** |
| **20.00** | 22 | 107 | 2 | 2 | **C16520.0** |
| **22.00** | 22 | 107 | 2 | 2 | **C16522.0** |
| **25.00** | 26 | 128 | 3 | 2 | **C16525.0** |

| $d_1$ Ø mm | $l_2$ mm | $l_1$ mm | MK | z | e-Code |
|---|---|---|---|---|---|
| **28.00** | 26 | 128 | 3 | 2 | **C16528.0** |
| **30.00** | 26 | 128 | 3 | 2 | **C16530.0** |
| **32.00** | 32 | 157 | 4 | 2 | **C16532.0** |
| **36.00** | 32 | 157 | 4 | 2 | **C16536.0** |
| **40.00** | 38 | 163 | 4 | 2 | **C16540.0** |

# C123

- Slot Drill
- Langlochfräser
- Spiebaanfrezen
- Fraises à rainurer
- Fresas Frontales
- Fresa de Ranhurar




## C123

■ 1.1 1.2 4.1 5.1 6.1 6.2 6.3

● 1.3 1.4 2.1 3.1 3.2 3.3 3.4 4.2 5.2 7.1 7.2 7.3 8.1

| $d_1$ Ø mm | $d_2$ Ø mm | $l_2$ mm | $l_1$ mm | z | e-Code |
|---|---|---|---|---|---|
| **2.00** | 6 | 7 | 51 | 2 | **C1232.0** |
| **2.50** | 6 | 8 | 52 | 2 | **C1232.5** |
| **3.00** | 6 | 8 | 52 | 2 | **C1233.0** |
| **3.50** | 6 | 10 | 54 | 2 | **C1233.5** |
| **4.00** | 6 | 11 | 55 | 2 | **C1234.0** |
| **4.50** | 6 | 11 | 55 | 2 | **C1234.5** |
| **5.00** | 6 | 13 | 57 | 2 | **C1235.0** |
| **5.50** | 6 | 13 | 57 | 2 | **C1235.5** |
| **6.00** | 6 | 13 | 57 | 2 | **C1236.0** |
| **6.50** | 10 | 16 | 66 | 2 | **C1236.5** |
| **7.00** | 10 | 16 | 66 | 2 | **C1237.0** |
| **7.50** | 10 | 16 | 66 | 2 | **C1237.5** |
| **8.00** | 10 | 19 | 69 | 2 | **C1238.0** |
| **8.50** | 10 | 19 | 69 | 2 | **C1238.5** |
| **9.00** | 10 | 19 | 69 | 2 | **C1239.0** |
| **9.50** | 10 | 19 | 69 | 2 | **C1239.5** |

| $d_1$ Ø mm | $d_2$ Ø mm | $l_2$ mm | $l_1$ mm | z | e-Code |
|---|---|---|---|---|---|
| **10.00** | 10 | 22 | 72 | 2 | **C12310.0** |
| **11.00** | 12 | 22 | 79 | 2 | **C12311.0** |
| **12.00** | 12 | 26 | 83 | 2 | **C12312.0** |
| **13.00** | 12 | 26 | 83 | 2 | **C12313.0** |
| **14.00** | 12 | 26 | 83 | 2 | **C12314.0** |
| **15.00** | 12 | 26 | 83 | 2 | **C12315.0** |
| **16.00** | 16 | 32 | 92 | 2 | **C12316.0** |
| **18.00** | 16 | 32 | 92 | 2 | **C12318.0** |
| **20.00** | 20 | 38 | 104 | 2 | **C12320.0** |
| **22.00** | 20 | 38 | 104 | 2 | **C12322.0** |
| **25.00** | 25 | 45 | 121 | 2 | **C12325.0** |
| **30.00** | 25 | 45 | 121 | 2 | **C12330.0** |
| **32.00** | 32 | 53 | 133 | 2 | **C12332.0** |
| **36.00** | 32 | 53 | 133 | 2 | **C12336.0** |
| **40.00** | 40 | 63 | 155 | 2 | **C12340.0** |

# C139

- Slot Drill
- Langlochfräser
- Spiebaanfrezen
- Fraises à rainurer
- Fresas Frontales
- Fresa de Ranhurar

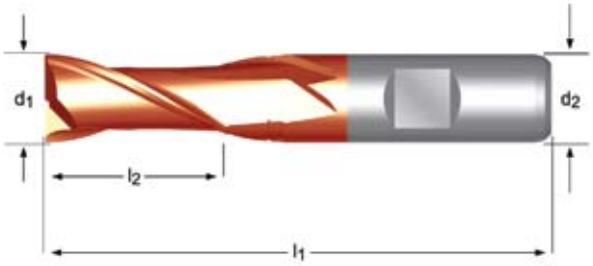


## C139

■ 1.1 1.2 1.3 1.4 3.1 3.2 3.3 3.4 4.1 4.2 5.1 5.2 6.1 6.2 6.3

● 1.5 1.6 2.1 2.3 4.3 5.3 6.4 7.1 7.2 7.3 7.4 8.1

| $d_1$ Ø mm | $d_2$ Ø mm | $l_2$ mm | $l_1$ mm | z | e-Code |
|---|---|---|---|---|---|
| **2.00** | 6 | 7 | 51 | 2 | **C1392.0** |
| **2.50** | 6 | 8 | 52 | 2 | **C1392.5** |
| **3.00** | 6 | 8 | 52 | 2 | **C1393.0** |
| **3.50** | 6 | 10 | 54 | 2 | **C1393.5** |
| **4.00** | 6 | 11 | 55 | 2 | **C1394.0** |
| **4.50** | 6 | 11 | 55 | 2 | **C1394.5** |
| **5.00** | 6 | 13 | 57 | 2 | **C1395.0** |
| **5.50** | 6 | 13 | 57 | 2 | **C1395.5** |
| **6.00** | 6 | 13 | 57 | 2 | **C1396.0** |
| **6.50** | 10 | 16 | 66 | 2 | **C1396.5** |
| **7.00** | 10 | 16 | 66 | 2 | **C1397.0** |
| **7.50** | 10 | 16 | 66 | 2 | **C1397.5** |
| **8.00** | 10 | 19 | 69 | 2 | **C1398.0** |
| **8.50** | 10 | 19 | 69 | 2 | **C1398.5** |

| $d_1$ Ø mm | $d_2$ Ø mm | $l_2$ mm | $l_1$ mm | z | e-Code |
|---|---|---|---|---|---|
| **9.00** | 10 | 19 | 69 | 2 | **C1399.0** |
| **9.50** | 10 | 19 | 69 | 2 | **C1399.5** |
| **10.00** | 10 | 22 | 72 | 2 | **C13910.0** |
| **11.00** | 12 | 22 | 79 | 2 | **C13911.0** |
| **12.00** | 12 | 26 | 83 | 2 | **C13912.0** |
| **13.00** | 12 | 26 | 83 | 2 | **C13913.0** |
| **14.00** | 12 | 26 | 83 | 2 | **C13914.0** |
| **15.00** | 12 | 26 | 83 | 2 | **C13915.0** |
| **16.00** | 16 | 32 | 92 | 2 | **C13916.0** |
| **18.00** | 16 | 32 | 92 | 2 | **C13918.0** |
| **20.00** | 20 | 38 | 104 | 2 | **C13920.0** |
| **22.00** | 20 | 38 | 104 | 2 | **C13922.0** |
| **25.00** | 25 | 45 | 121 | 2 | **C13925.0** |
| **30.00** | 25 | 45 | 121 | 2 | **C13930.0** |

# C122

- Slot Drill
- Langlochfräser
- Spiebaanfrezen
- Fraises à rainurer
- Fresas Frontales
- Fresa de Ranhurar




## C122

■ 1.1 1.2 5.1 6.1 6.2 6.3

● 1.3 1.4 2.1 3.1 3.2 3.3 3.4 4.1 4.2 5.2 7.1 7.2 7.3 8.1

| $d_1$ Ø mm | $d_2$ Ø mm | $l_2$ mm | $l_1$ mm | z | e-Code |
|---|---|---|---|---|---|
| **5.00** | 5 | 22 | 65 | 2 | **C1225.0** |
| **6.00** | 6 | 27 | 75 | 2 | **C1226.0** |
| **7.00** | 8 | 33 | 85 | 2 | **C1227.0** |
| **8.00** | 8 | 33 | 85 | 2 | **C1228.0** |
| **10.00** | 10 | 40 | 95 | 2 | **C12210.0** |
| **12.00** | 12 | 45 | 110 | 2 | **C12212.0** |
| **14.00** | 12 | 52 | 125 | 2 | **C12214.0** |
| **16.00** | 16 | 58 | 140 | 2 | **C12216.0** |

| $d_1$ Ø mm | $d_2$ Ø mm | $l_2$ mm | $l_1$ mm | z | e-Code |
|---|---|---|---|---|---|
| **18.00** | 16 | 65 | 150 | 2 | **C12218.0** |
| **20.00** | 20 | 70 | 160 | 2 | **C12220.0** |
| **22.00** | 20 | 75 | 170 | 2 | **C12222.0** |
| **25.00** | 25 | 82 | 185 | 2 | **C12225.0** |
| **30.00** | 25 | 90 | 205 | 2 | **C12230.0** |

# C167

- Copying Mill
- Kopierfräser
- Kopieerfrezen
- Fraises à copier
- Fresas radiales para máquina copiadora
- Fresa de Cópia




## C167

■ 1.1 1.2 5.1 6.1 6.2 6.3

● 1.3 1.4 2.1 3.1 3.2 3.3 3.4 4.1 4.2 5.2 7.1 7.2 7.3 8.1

| $d_1$ Ø mm | $d_2$ Ø mm | $l_2$ mm | $l_1$ mm | z | e-Code |
|---|---|---|---|---|---|
| **6.00** | 6 | 13 | 180 | 2 | **C1676.0** |
| **8.00** | 8 | 19 | 180 | 2 | **C1678.0** |
| **10.00** | 10 | 22 | 200 | 2 | **C16710.0** |
| **12.00** | 12 | 26 | 200 | 2 | **C16712.0** |

| $d_1$ Ø mm | $d_2$ Ø mm | $l_2$ mm | $l_1$ mm | z | e-Code |
|---|---|---|---|---|---|
| **16.00** | 16 | 32 | 200 | 2 | **C16716.0** |

# C135

- Slot Drill
- Langlochfräser
- Spiebaanfrezen
- Fraises à rainurer
- Fresas Frontales
- Fresa de Ranhurar




## C135

■ 1.1 1.2 5.1 6.1 6.2 6.3

● 1.3 1.4 2.1 3.1 3.2 3.3 3.4 4.1 4.2 5.2 7.1 7.2 7.3 8.1

| $d_1$ Ø mm | $d_2$ Ø mm | $l_2$ mm | $l_1$ mm | z | e-Code |
|---|---|---|---|---|---|
| **2.00** | 6 | 10 | 54 | 2 | **C1352.0** |
| **3.00** | 6 | 12 | 56 | 2 | **C1353.0** |
| **4.00** | 6 | 19 | 63 | 2 | **C1354.0** |
| **5.00** | 6 | 24 | 68 | 2 | **C1355.0** |
| **6.00** | 6 | 24 | 68 | 2 | **C1356.0** |
| **7.00** | 10 | 30 | 80 | 2 | **C1357.0** |
| **8.00** | 10 | 38 | 88 | 2 | **C1358.0** |
| **9.00** | 10 | 38 | 88 | 2 | **C1359.0** |
| **10.00** | 10 | 45 | 95 | 2 | **C13510.0** |
| **11.00** | 12 | 45 | 102 | 2 | **C13511.0** |
| **12.00** | 12 | 53 | 110 | 2 | **C13512.0** |
| **13.00** | 12 | 53 | 110 | 2 | **C13513.0** |

| $d_1$ Ø mm | $d_2$ Ø mm | $l_2$ mm | $l_1$ mm | z | e-Code |
|---|---|---|---|---|---|
| **14.00** | 12 | 53 | 110 | 2 | **C13514.0** |
| **15.00** | 12 | 53 | 110 | 2 | **C13515.0** |
| **16.00** | 16 | 63 | 123 | 2 | **C13516.0** |
| **17.00** | 16 | 63 | 123 | 2 | **C13517.0** |
| **18.00** | 16 | 63 | 123 | 2 | **C13518.0** |
| **19.00** | 16 | 63 | 123 | 2 | **C13519.0** |
| **20.00** | 20 | 75 | 141 | 2 | **C13520.0** |
| **25.00** | 25 | 90 | 166 | 2 | **C13525.0** |
| **30.00** | 25 | 90 | 166 | 2 | **C13530.0** |

# C192

- Slot Drill
- Langlochfräser
- Spiebaanfrezen
- Fraises à rainurer
- Fresas Frontales
- Fresa de Ranhurar




## C192

■ 1.1 1.2 4.1 5.1 6.1 6.2 6.3

● 1.3 1.4 2.1 3.1 3.2 3.3 3.4 4.2 5.2 7.1 7.2 7.3 8.1

| $d_1$ Ø Inch | $d_1$ Ø mm | $d_2$ Ø mm | $l_2$ mm | $l_1$ mm | z | e-Code | |
|---|---|---|---|---|---|---|---|
| **1/16** | 1.59 | 6.35 - 1/4 | 4.5 | 51.0 | 2 | **C1921/16** | 1) |
| | 2.00 | 6.0 | 4.0 | 51.0 | 2 | **C1922.0** | |
| | 3.00 | 6.0 | 11.0 | 60.5 | 2 | **C1923.0** | |
| **1/8** | 3.18 | 6.35 - 1/4 | 11.0 | 63.5 | 2 | **C1921/8** | 1) |
| **5/32** | 3.97 | 6.35 - 1/4 | 12.5 | 70.0 | 2 | **C1925/32** | 1) |
| | 4.00 | 6.0 | 12.5 | 66.5 | 2 | **C1924.0** | |
| **3/16** | 4.76 | 6.35 - 1/4 | 12.5 | 70.0 | 2 | **C1923/16** | 1) |
| | 5.00 | 6.0 | 12.5 | 70.0 | 2 | **C1925.0** | |
| | 6.00 | 6.0 | 16.0 | 76.0 | 2 | **C1926.0** | |
| **1/4** | 6.35 | 6.35 - 1/4 | 16.0 | 76.0 | 2 | **C1921/4** | 1) |
| | 6.50 | 10.0 | 16.0 | 76.0 | 2 | **C1926.5** | |
| | 7.00 | 10.0 | 16.0 | 76.0 | 2 | **C1927.0** | |
| **9/32** | 7.14 | 9.53 - 3/8 | 16.0 | 76.0 | 2 | **C1929/32** | 1) |
| | 7.50 | 10.0 | 16.0 | 76.0 | 2 | **C1927.5** | |
| **5/16** | 7.94 | 9.53 - 3/8 | 19.0 | 79.5 | 2 | **C1925/16** | 1) |
| | 8.00 | 10.0 | 19.0 | 79.5 | 2 | **C1928.0** | |
| | 8.50 | 10.0 | 22.0 | 82.5 | 2 | **C1928.5** | |
| **11/32** | 8.73 | 9.53 - 3/8 | 22.0 | 82.5 | 2 | **C19211/32** | 1) |
| | 9.00 | 10.0 | 22.0 | 82.5 | 2 | **C1929.0** | |
| **3/8** | 9.53 | 9.53 - 3/8 | 22.0 | 82.5 | 2 | **C1923/8** | 1) |
| | 10.00 | 10.0 | 22.0 | 82.5 | 2 | **C19210.0** | |
| **13/32** | 10.32 | 9.53 - 3/8 | 22.2 | 89.0 | 2 | **C19213/32** | 1) |
| | 11.00 | 12.0 | 22.0 | 89.0 | 2 | **C19211.0** | |
| **7/16** | 11.11 | 12.7 - 1/2 | 22.0 | 89.0 | 2 | **C1927/16** | 1) |

| $d_1$ Ø Inch | $d_1$ Ø mm | $d_2$ Ø mm | $l_2$ mm | $l_1$ mm | z | e-Code | |
|---|---|---|---|---|---|---|---|
| | 12.00 | 12.0 | 25.5 | 95.0 | 2 | **C19212.0** | |
| **1/2** | 12.70 | 12.7 - 1/2 | 25.5 | 95.0 | 2 | **C1921/2** | 1) |
| | 13.00 | 12.0 | 25.5 | 95.0 | 2 | **C19213.0** | |
| | 14.00 | 12.0 | 28.5 | 101.5 | 2 | **C19214.0** | |
| **9/16** | 14.29 | 12.7 - 1/2 | 28.5 | 101.5 | 2 | **C1929/16** | 2) |
| | 15.00 | 16.0 | 31.5 | 108.0 | 2 | **C19215.0** | |
| **5/8** | 15.88 | 15.88 - 5/8 | 31.5 | 108.0 | 2 | **C1925/8** | 2) |
| | 16.00 | 16.0 | 31.5 | 108.0 | 2 | **C19216.0** | |
| | 17.00 | 16.0 | 35.0 | 114.5 | 2 | **C19217.0** | |
| | 18.00 | 16.0 | 35.0 | 114.5 | 2 | **C19218.0** | |
| | 19.00 | 16.0 | 38.0 | 120.5 | 2 | **C19219.0** | |
| **3/4** | 19.05 | 15.88 - 5/8 | 38.0 | 120.7 | 2 | **C1923/4** | 2) |
| | 20.00 | 16.0 | 38.0 | 120.5 | 2 | **C19220.0** | |
| | 22.00 | 25.0 | 41.5 | 140.0 | 2 | **C19222.0** | |
| **7/8** | 22.23 | 25.4 - 1 | 41.5 | 139.7 | 2 | **C1927/8** | 2) |
| | 24.00 | 25.0 | 41.5 | 152.5 | 2 | **C19224.0** | |
| | 25.00 | 25.0 | 44.5 | 159.0 | 2 | **C19225.0** | |
| **1“** | 25.40 | 25.4 - 1 | 44.5 | 159.0 | 2 | **C1921** | 2) |
| | 26.00 | 25.0 | 44.5 | 159.0 | 2 | **C19226.0** | |
| | 28.00 | 25.0 | 47.5 | 159.0 | 2 | **C19228.0** | |
| | 30.00 | 25.0 | 51.0 | 159.0 | 2 | **C19230.0** | |
| **1.1/8** | 28.58 | 25.4 - 1 | 47.5 | 159.0 | 2 | **C1921.1/8** | 2) |
| **1.1/4** | 31.75 | 25.4 - 1 | 51.0 | 159.0 | 2 | **C1921.1/4X1** | 2) |
| **1.1/2** | 38.10 | 25.4 - 1 | 57.0 | 159.0 | 2 | **C1921.1/2X1** | 2) |

1) diameter tolerance -0.0005 inches -0.0013 inches / Durchmesser-Toleranz -.0005 inches -.0013 inches / Diameter tolerantie -0,0005” -0,0013” / tolérance sur le diamètre -.0005 inches -.0013 inches / Tolerancia diámetro -.0005 pulgadas - .0013 pulgadas / tolerância no diâmetro-.0005 poleg. -.0013 poleg.

2) diameter tolerance -0.0005 inches -0.0015 inches / Durchmesser-Toleranz -.0005 inches -.0015inches / Diameter tolerantie -0,0005” -0,0015” / tolérance sur le diamètre -.0005 inches -.0015 inches / Tolerancia diámetro -.0005 pulgadas - .0015 pulgadas / tolerância no diâmetro-.0005 poleg. -.0015 poleg.

# C306

DORMER

- Slot Drill - Primax
- Langlochfräser - Primax
- Vingerfrezen - Primax
- Fraises à rainurer - Primax
- Fresas Frontales - Primax
- Fresa de Ranhurar - Primax

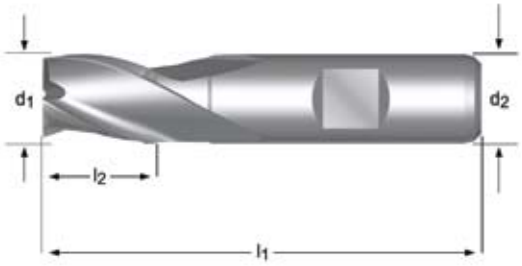


primax

## C306

■ 1.2 1.3 4.1 5.1 6.1 6.2 6.3

● 1.1 1.4 2.1 3.1 3.2 3.3 3.4 4.2 5.2 7.2 7.3 8.1

| $d_1$ Ø mm | $d_2$ Ø mm | $l_2$ mm | $l_1$ mm | z | e-Code |
|---|---|---|---|---|---|
| **2.80** | 6 | 5 | 49 | 3 | **C3062.8** |
| **3.00** | 6 | 5 | 49 | 3 | **C3063.0** |
| **3.50** | 6 | 6 | 50 | 3 | **C3063.5** |
| **3.80** | 6 | 7 | 51 | 3 | **C3063.8** |
| **4.00** | 6 | 7 | 51 | 3 | **C3064.0** |
| **4.50** | 6 | 7 | 51 | 3 | **C3064.5** |
| **4.80** | 6 | 8 | 52 | 3 | **C3064.8** |
| **5.00** | 6 | 8 | 52 | 3 | **C3065.0** |
| **5.50** | 6 | 8 | 52 | 3 | **C3065.5** |
| **5.75** | 6 | 8 | 52 | 3 | **C3065.75** |
| **6.00** | 6 | 8 | 52 | 3 | **C3066.0** |
| **6.50** | 10 | 10 | 60 | 3 | **C3066.5** |
| **7.00** | 10 | 10 | 60 | 3 | **C3067.0** |
| **7.50** | 10 | 10 | 60 | 3 | **C3067.5** |
| **7.75** | 10 | 11 | 61 | 3 | **C3067.75** |
| **8.00** | 10 | 11 | 61 | 3 | **C3068.0** |
| **8.50** | 10 | 11 | 61 | 3 | **C3068.5** |
| **9.00** | 10 | 11 | 61 | 3 | **C3069.0** |
| **9.50** | 10 | 11 | 61 | 3 | **C3069.5** |
| **9.70** | 10 | 13 | 63 | 3 | **C3069.7** |
| **10.00** | 10 | 13 | 63 | 3 | **C30610.0** |
| **11.00** | 12 | 13 | 70 | 3 | **C30611.0** |

| $d_1$ Ø mm | $d_2$ Ø mm | $l_2$ mm | $l_1$ mm | z | e-Code |
|---|---|---|---|---|---|
| **11.70** | 12 | 13 | 70 | 3 | **C30611.7** |
| **12.00** | 12 | 16 | 73 | 3 | **C30612.0** |
| **13.00** | 12 | 16 | 73 | 3 | **C30613.0** |
| **13.70** | 12 | 16 | 73 | 3 | **C30613.7** |
| **14.00** | 12 | 16 | 73 | 3 | **C30614.0** |
| **15.00** | 12 | 16 | 73 | 3 | **C30615.0** |
| **15.70** | 16 | 19 | 79 | 3 | **C30615.7** |
| **16.00** | 16 | 19 | 79 | 3 | **C30616.0** |
| **17.00** | 16 | 19 | 79 | 3 | **C30617.0** |
| **18.00** | 16 | 19 | 79 | 3 | **C30618.0** |
| **19.00** | 16 | 19 | 79 | 3 | **C30619.0** |
| **19.70** | 20 | 22 | 88 | 3 | **C30619.7** |
| **20.00** | 20 | 22 | 88 | 3 | **C30620.0** |
| **22.00** | 20 | 22 | 88 | 3 | **C30622.0** |
| **25.00** | 25 | 26 | 102 | 3 | **C30625.0** |
| **28.00** | 25 | 26 | 102 | 3 | **C30628.0** |
| **30.00** | 25 | 26 | 102 | 3 | **C30630.0** |
| **32.00** | 32 | 32 | 112 | 3 | **C30632.0** |
| **36.00** | 32 | 32 | 112 | 3 | **C30636.0** [3] |
| **40.00** | 40 | 38 | 130 | 3 | **C30640.0** [3] |

[3] Available in HSCo only / nur in HSCo / Aleen in HSCo leverbaar / Disponible en HSCo seulement / Disponible solo en HSCo / Só disponível em HSCo

# C353

- Slot Drill - Primax
- Langlochfräser - Primax
- Vingerfrezen - Primax
- Fraises à rainurer - Primax
- Fresas Frontales - Primax
- Fresa de Ranhurar - Primax




primax

## C353

■ 1.2 1.3 1.4 1.5 3.1 3.2 3.3 3.4 4.1 4.2 5.1 5.2 6.1 6.2 6.3

● 1.1 1.6 2.1 2.2 2.3 4.3 5.3 6.4 7.2 7.3 7.4 8.1

| $d_1$ Ø mm | $d_2$ Ø mm | $l_2$ mm | $l_1$ mm | z | e-Code |
|---|---|---|---|---|---|
| **3.00** | 6 | 5 | 49 | 3 | **C3533.0** |
| **3.50** | 6 | 6 | 50 | 3 | **C3533.5** |
| **4.00** | 6 | 7 | 51 | 3 | **C3534.0** |
| **4.50** | 6 | 7 | 51 | 3 | **C3534.5** |
| **4.80** | 6 | 8 | 52 | 3 | **C3534.8** |
| **5.00** | 6 | 8 | 52 | 3 | **C3535.0** |
| **5.50** | 6 | 8 | 52 | 3 | **C3535.5** |
| **5.75** | 6 | 8 | 52 | 3 | **C3535.75** |
| **6.00** | 6 | 8 | 52 | 3 | **C3536.0** |
| **6.50** | 10 | 10 | 60 | 3 | **C3536.5** |
| **7.00** | 10 | 10 | 60 | 3 | **C3537.0** |
| **7.50** | 10 | 10 | 60 | 3 | **C3537.5** |
| **7.75** | 10 | 11 | 61 | 3 | **C3537.75** |
| **8.00** | 10 | 11 | 61 | 3 | **C3538.0** |
| **8.50** | 10 | 11 | 61 | 3 | **C3538.5** |
| **9.00** | 10 | 11 | 61 | 3 | **C3539.0** |
| **9.50** | 10 | 11 | 61 | 3 | **C3539.5** |
| **9.70** | 10 | 13 | 63 | 3 | **C3539.7** |

| $d_1$ Ø mm | $d_2$ Ø mm | $l_2$ mm | $l_1$ mm | z | e-Code |
|---|---|---|---|---|---|
| **10.00** | 10 | 13 | 63 | 3 | **C35310.0** |
| **11.00** | 12 | 13 | 70 | 3 | **C35311.0** |
| **11.70** | 12 | 13 | 70 | 3 | **C35311.7** |
| **12.00** | 12 | 16 | 73 | 3 | **C35312.0** |
| **13.00** | 12 | 16 | 73 | 3 | **C35313.0** |
| **13.70** | 12 | 16 | 73 | 3 | **C35313.7** |
| **14.00** | 12 | 16 | 73 | 3 | **C35314.0** |
| **15.00** | 12 | 16 | 73 | 3 | **C35315.0** |
| **15.70** | 16 | 19 | 79 | 3 | **C35315.7** |
| **16.00** | 16 | 19 | 79 | 3 | **C35316.0** |
| **18.00** | 16 | 19 | 79 | 3 | **C35318.0** |
| **19.70** | 20 | 22 | 88 | 3 | **C35319.7** |
| **20.00** | 20 | 22 | 88 | 3 | **C35320.0** |
| **22.00** | 20 | 22 | 88 | 3 | **C35322.0** |
| **25.00** | 25 | 26 | 102 | 3 | **C35325.0** |
| **28.00** | 25 | 26 | 102 | 3 | **C35328.0** |
| **30.00** | 25 | 26 | 102 | 3 | **C35330.0** |

# C380

- Mini Mill
- Einwegfräser
- Vingerfrezen
- Mini fraises
- Mini Fresas
- Mini Fresas

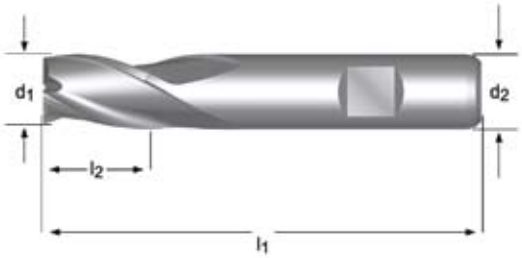


## C380

■ 1.2

● 1.1 1.3 1.4 4.1 4.2 5.1 5.2 6.1 6.2 6.3 7.2 7.3

| $d_1$ Ø Inch | $d_1$ Ø mm | $d_2$ Ø mm | $l_2$ mm | $l_1$ mm | z | e-Code |
|---|---|---|---|---|---|---|
| | 1.00 | 6 | 2.0 | 40 | 3 | **C3801.0** |
| | 1.50 | 6 | 2.5 | 40 | 3 | **C3801.5** |
| **1/16** | 1.59 | 6.35 | 2.5 | 24.5 | 3 | **C3801/16** |
| | 2.00 | 6 | 3.0 | 40 | 3 | **C3802.0** |
| **3/32** | 2.38 | 6.35 | 4 | 26 | 3 | **C3803/32** |
| | 2.50 | 6 | 4.0 | 40 | 3 | **C3802.5** |
| | 2.80 | 6 | 4.5 | 40 | 3 | **C3802.8** |
| | 3.00 | 6 | 4.5 | 40 | 3 | **C3803.0** |
| **1/8** | 3.18 | 6.35 | 4.5 | 28 | 3 | **C3801/8** |
| | 3.50 | 6 | 5.5 | 40 | 3 | **C3803.5** |
| | 3.80 | 6 | 6.0 | 40 | 3 | **C3803.8** |
| **5/32** | 3.97 | 6.35 | 6.5 | 32.5 | 3 | **C3805/32** |
| | 4.00 | 6 | 6.0 | 40 | 3 | **C3804.0** |
| | 4.50 | 6 | 7.0 | 40 | 3 | **C3804.5** |
| **3/16** | 4.76 | 6.35 | 7 | 34 | 3 | **C3803/16** |
| | 4.80 | 6 | 7.5 | 40 | 3 | **C3804.8** |

| $d_1$ Ø Inch | $d_1$ Ø mm | $d_2$ Ø mm | $l_2$ mm | $l_1$ mm | z | e-Code |
|---|---|---|---|---|---|---|
| | 5.00 | 6 | 7.5 | 40 | 3 | **C3805.0** |
| | 5.50 | 6 | 8.0 | 40 | 3 | **C3805.5** |
| **7/32** | 5.56 | 6.35 | 8 | 36 | 3 | **C3807/32** |
| | 5.80 | 6 | 9.0 | 40 | 3 | **C3805.8** |
| | 6.00 | 6 | 9.0 | 40 | 3 | **C3806.0** |
| **1/4** | 6.35 | 6.35 | 9.5 | 36 | 3 | **C3801/4** |
| | 6.50 | 10 | 10.0 | 60 | 3 | **C3806.5** |
| | 7.00 | 10 | 10.0 | 60 | 3 | **C3807.0** |
| | 7.50 | 10 | 10.0 | 60 | 3 | **C3807.5** |
| | 8.00 | 10 | 12.0 | 60 | 3 | **C3808.0** |
| | 9.00 | 10 | 12.0 | 70 | 3 | **C3809.0** |
| | 10.00 | 10 | 14.0 | 70 | 3 | **C38010.0** |
| | 12.00 | 12 | 17.0 | 70 | 3 | **C38012.0** |

# C381

- Mini Mill
- Einwegfräser
- Vingerfrezen
- Mini fraises
- Mini Fresas
- Mini Fresas




## C381

■ 1.2 1.3 1.4

● 1.1 1.5 2.1 3.1 3.2 3.3 3.4 4.1 4.2 4.3 5.1 5.2 5.3 6.1 6.2 6.3 6.4 7.2 7.3 7.4

| $d_1$ Ø Inch | $d_1$ Ø mm | $d_2$ Ø mm | $l_2$ mm | $l_1$ mm | z | e-Code |
|---|---|---|---|---|---|---|
| | 1.00 | 6 | 2.0 | 40 | 3 | **C3811.0** |
| | 1.50 | 6 | 2.5 | 40 | 3 | **C3811.5** |
| | 2.00 | 6 | 3.0 | 40 | 3 | **C3812.0** |
| **3/32** | 2.38 | 6.35 | 4 | 26 | 3 | **C3813/32** |
| | 2.50 | 6 | 4.0 | 40 | 3 | **C3812.5** |
| | 2.80 | 6 | 4.5 | 40 | 3 | **C3812.8** |
| | 3.00 | 6 | 4.5 | 40 | 3 | **C3813.0** |
| **1/8** | 3.18 | 6.35 | 4.5 | 28 | 3 | **C3811/8** |
| | 3.50 | 6 | 5.5 | 40 | 3 | **C3813.5** |
| | 3.80 | 6 | 6.0 | 40 | 3 | **C3813.8** |
| | 4.00 | 6 | 6.0 | 40 | 3 | **C3814.0** |
| | 4.50 | 6 | 7.0 | 40 | 3 | **C3814.5** |
| **3/16** | 4.76 | 6.35 | 7 | 34 | 3 | **C3813/16** |
| | 4.80 | 6 | 7.5 | 40 | 3 | **C3814.8** |

| $d_1$ Ø Inch | $d_1$ Ø mm | $d_2$ Ø mm | $l_2$ mm | $l_1$ mm | z | e-Code |
|---|---|---|---|---|---|---|
| | 5.00 | 6 | 7.5 | 40 | 3 | **C3815.0** |
| | 5.50 | 6 | 8.0 | 40 | 3 | **C3815.5** |
| | 5.80 | 6 | 9.0 | 40 | 3 | **C3815.8** |
| | 6.00 | 6 | 9.0 | 40 | 3 | **C3816.0** |
| **1/4** | 6.35 | 6.35 | 9.5 | 36 | 3 | **C3811/4** |
| | 6.50 | 10 | 10.0 | 60 | 3 | **C3816.5** |
| | 7.00 | 10 | 10.0 | 60 | 3 | **C3817.0** |
| | 7.50 | 10 | 10.0 | 60 | 3 | **C3817.5** |
| | 8.00 | 10 | 12.0 | 60 | 3 | **C3818.0** |
| | 9.00 | 10 | 12.0 | 70 | 3 | **C3819.0** |
| | 10.00 | 10 | 14.0 | 70 | 3 | **C38110.0** |
| | 12.00 | 12 | 17.0 | 70 | 3 | **C38112.0** |

# C368

DORMER

- Slot Drill - Primax
- Langlochfräser - Primax
- Vingerfrezen - Primax
- Fraises à rainurer - Primax
- Fresas Frontales - Primax
- Fresa de Ranhurar - Primax




primax

## C368

■ 1.1 1.2 2.1 2.3 6.1 7.1

● 1.3 1.4 2.2 4.1 5.1 6.2 6.3 7.2 8.1

| $d_1$ Ø mm | $d_2$ Ø mm | $l_2$ mm | $l_1$ mm | z | e-Code |
|---|---|---|---|---|---|
| **2.00** | 6 | 4 | 48 | 3 | **C3682.0** |
| **2.50** | 6 | 5 | 49 | 3 | **C3682.5** |
| **3.00** | 6 | 5 | 49 | 3 | **C3683.0** |
| **3.50** | 6 | 6 | 50 | 3 | **C3683.5** |
| **4.00** | 6 | 7 | 51 | 3 | **C3684.0** |
| **4.50** | 6 | 7 | 51 | 3 | **C3684.5** |
| **5.00** | 6 | 8 | 52 | 3 | **C3685.0** |
| **5.50** | 6 | 8 | 52 | 3 | **C3685.5** |
| **6.00** | 6 | 8 | 52 | 3 | **C3686.0** |
| **6.50** | 10 | 10 | 60 | 3 | **C3686.5** |
| **7.00** | 10 | 10 | 60 | 3 | **C3687.0** |
| **7.50** | 10 | 10 | 60 | 3 | **C3687.5** |
| **8.00** | 10 | 11 | 61 | 3 | **C3688.0** |
| **8.50** | 10 | 11 | 61 | 3 | **C3688.5** |

| $d_1$ Ø mm | $d_2$ Ø mm | $l_2$ mm | $l_1$ mm | z | e-Code |
|---|---|---|---|---|---|
| **9.00** | 10 | 11 | 61 | 3 | **C3689.0** |
| **9.50** | 10 | 11 | 61 | 3 | **C3689.5** |
| **10.00** | 10 | 13 | 63 | 3 | **C36810.0** |
| **11.00** | 12 | 13 | 70 | 3 | **C36811.0** |
| **12.00** | 12 | 16 | 73 | 3 | **C36812.0** |
| **13.00** | 12 | 16 | 73 | 3 | **C36813.0** |
| **14.00** | 12 | 16 | 73 | 3 | **C36814.0** |
| **15.00** | 12 | 16 | 73 | 3 | **C36815.0** |
| **16.00** | 16 | 19 | 79 | 3 | **C36816.0** |
| **18.00** | 16 | 19 | 79 | 3 | **C36818.0** |
| **20.00** | 20 | 22 | 88 | 3 | **C36820.0** |

# C367

- Slot Drill - Primax
- Langlochfräser - Primax
- Vingerfrezen - Primax
- Fraises à rainurer - Primax
- Fresas Frontales - Primax
- Fresa de Ranhurar - Primax

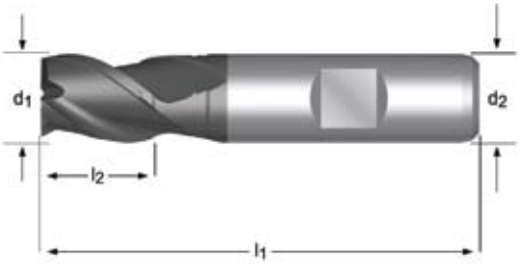


primax

## C367

■ 1.1 1.2 2.1 2.2 2.3 6.1 7.1

● 1.3 1.4 4.1 5.1 6.2 6.3 7.2 7.3 8.1

| $d_1$ Ø mm | $d_2$ Ø mm | $l_2$ mm | $l_1$ mm | z | e-Code |
|---|---|---|---|---|---|
| **2.00** | 6 | 4 | 48 | 3 | **C3672.0** |
| **3.00** | 6 | 5 | 49 | 3 | **C3673.0** |
| **4.00** | 6 | 7 | 51 | 3 | **C3674.0** |
| **5.00** | 6 | 8 | 52 | 3 | **C3675.0** |
| **6.00** | 6 | 8 | 52 | 3 | **C3676.0** |
| **7.00** | 10 | 10 | 60 | 3 | **C3677.0** |
| **8.00** | 10 | 11 | 61 | 3 | **C3678.0** |
| **9.00** | 10 | 11 | 61 | 3 | **C3679.0** |
| **10.00** | 10 | 13 | 63 | 3 | **C36710.0** |
| **11.00** | 12 | 13 | 70 | 3 | **C36711.0** |

| $d_1$ Ø mm | $d_2$ Ø mm | $l_2$ mm | $l_1$ mm | z | e-Code |
|---|---|---|---|---|---|
| **12.00** | 12 | 16 | 73 | 3 | **C36712.0** |
| **13.00** | 12 | 16 | 73 | 3 | **C36713.0** |
| **14.00** | 12 | 16 | 73 | 3 | **C36714.0** |
| **15.00** | 12 | 16 | 73 | 3 | **C36715.0** |
| **16.00** | 16 | 19 | 79 | 3 | **C36716.0** |
| **18.00** | 16 | 19 | 79 | 3 | **C36718.0** |
| **20.00** | 20 | 22 | 88 | 3 | **C36720.0** |

# C391

DORMER

- Slot Drill
- Langlochfräser
- Vingerfrezen
- Fraises à rainurer
- Fresas Frontales
- Fresa de Ranhurar

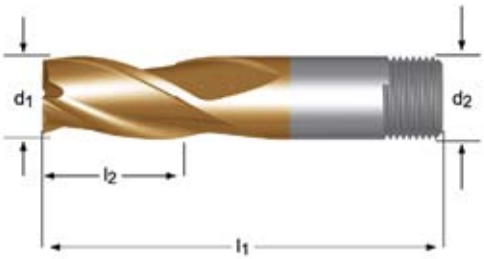


## C391

■ 1.2 1.3 4.1 5.1 6.1 6.2 6.3

● 1.1 1.4 2.1 3.1 3.2 3.3 3.4 4.2 5.2 7.2 7.3 8.1

| $d_1$ Ø Inch | $d_1$ Ø mm | $d_2$ Ø mm | $l_2$ mm | $l_1$ mm | z | e-Code | |
|---|---|---|---|---|---|---|---|
| | 6.00 | 6 | 16.0 | 60.5 | 3 | **C3916.0** | |
| **1/4** | 6.35 | 6.35 - 1/4 | 16.0 | 60.5 | 3 | **C3911/4** | 1) |
| | 8.00 | 10 | 18.0 | 63.5 | 3 | **C3918.0** | |
| **3/8** | 9.53 | 9.53 - 3/8 | 21.0 | 66.5 | 3 | **C3913/8** | 1) |
| | 10.00 | 10 | 21.0 | 66.5 | 3 | **C39110.0** | |
| | 12.00 | 12 | 24.0 | 70.0 | 3 | **C39112.0** | |
| **1/2** | 12.70 | 12.7 - 1/2 | 24.0 | 70.0 | 3 | **C3911/2** | 1) |
| | 14.00 | 12 | 28.5 | 73.0 | 3 | **C39114.0** | |

| $d_1$ Ø Inch | $d_1$ Ø mm | $d_2$ Ø mm | $l_2$ mm | $l_1$ mm | z | e-Code | |
|---|---|---|---|---|---|---|---|
| **5/8** | 15.88 | 15.88 - 5/8 | 27.0 | 77.0 | 3 | **C3915/8** | 2) |
| | 16.00 | 16 | 26.5 | 77.0 | 3 | **C39116.0** | |
| | 18.00 | 16 | 33.0 | 80.0 | 3 | **C39118.0** | |
| **3/4** | 19.05 | 15.88 - 5/8 | 38.0 | 83.5 | 3 | **C3913/4** | 2) |
| | 20.00 | 16 | 38.0 | 83.5 | 3 | **C39120.0** | |
| **7/8** | 22.23 | 25.4 - 1. | 35.0 | 98.5 | 3 | **C3917/8** | 2) |
| | 25.00 | 25 | 40.0 | 101.5 | 3 | **C39125.0** | |
| **1“** | 25.40 | 25.4 - 1. | 40.0 | 101.5 | 3 | **C3911** | 2) |

1) diameter tolerance -0.0005 inches -0.0013 inches / Durchmesser-Toleranz -.0005 inches -.0013 inches / Diameter tolerantie -0,0005” -0,0013” / tolérance sur le diamètre -.0005 inches -.0013 inches / Tolerancia diámetro -.0005 pulgadas - .0013 pulgadas / tolerância no diâmetro-.0005 poleg. -.0013 poleg.

2) diameter tolerance -0.0005 inches -0.0015 inches / Durchmesser-Toleranz -.0005 inches -.0015inches / Diameter tolerantie -0,0005” -0,0015” / tolérance sur le diamètre -.0005 inches -.0015 inches / Tolerancia diámetro -.0005 pulgadas - .0015 pulgadas / tolerância no diâmetro-.0005 poleg. -.0015 poleg.

# C305 / C352

- Slot Drill - Primax
- Langlochfräser - Primax
- Vingerfrezen - Primax
- Fraises à rainurer - Primax
- Fresas Frontales - Primax
- Fresa de Ranhurar - Primax

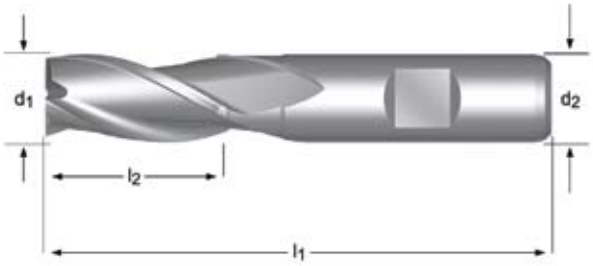


primax

## C305

N | HSCo XP | DIN 844 K | P9 | DIN 1835 B | e8 | λ 30°

■ 1.2 1.3 4.1 5.1 5.2 6.1 6.2 6.3

● 1.1 1.4 2.1 3.1 3.2 3.3 3.4 4.2 7.2 7.3 8.1

| $d_1$ Ø mm | $d_2$ Ø mm | $l_2$ mm | $l_1$ mm | z | e-Code |
|---|---|---|---|---|---|
| 2.00 | 6 | 7 | 51 | 3 | C3052.0 |
| 2.50 | 6 | 8 | 52 | 3 | C3052.5 |
| 3.00 | 6 | 8 | 52 | 3 | C3053.0 |
| 3.50 | 6 | 10 | 54 | 3 | C3053.5 |
| 4.00 | 6 | 11 | 55 | 3 | C3054.0 |
| 4.50 | 6 | 11 | 55 | 3 | C3054.5 |
| 5.00 | 6 | 13 | 57 | 3 | C3055.0 |
| 5.50 | 6 | 13 | 57 | 3 | C3055.5 |
| 6.00 | 6 | 13 | 57 | 3 | C3056.0 |
| 6.50 | 10 | 16 | 66 | 3 | C3056.5 |
| 7.00 | 10 | 16 | 66 | 3 | C3057.0 |
| 7.50 | 10 | 16 | 66 | 3 | C3057.5 |
| 8.00 | 10 | 19 | 69 | 3 | C3058.0 |
| 8.50 | 10 | 19 | 69 | 3 | C3058.5 |
| 9.00 | 10 | 19 | 69 | 3 | C3059.0 |
| 9.50 | 10 | 19 | 69 | 3 | C3059.5 |

| $d_1$ Ø mm | $d_2$ Ø mm | $l_2$ mm | $l_1$ mm | z | e-Code |
|---|---|---|---|---|---|
| 10.00 | 10 | 22 | 72 | 3 | C30510.0 |
| 11.00 | 12 | 22 | 79 | 3 | C30511.0 |
| 12.00 | 12 | 26 | 83 | 3 | C30512.0 |
| 13.00 | 12 | 26 | 83 | 3 | C30513.0 |
| 14.00 | 12 | 26 | 83 | 3 | C30514.0 |
| 15.00 | 12 | 26 | 83 | 3 | C30515.0 |
| 16.00 | 16 | 32 | 92 | 3 | C30516.0 |
| 17.00 | 16 | 32 | 92 | 3 | C30517.0 |
| 18.00 | 16 | 32 | 92 | 3 | C30518.0 |
| 19.00 | 16 | 32 | 92 | 3 | C30519.0 |
| 20.00 | 20 | 38 | 104 | 3 | C30520.0 |
| 22.00 | 20 | 38 | 104 | 3 | C30522.0 |
| 25.00 | 25 | 45 | 121 | 3 | C30525.0 |
| 28.00 | 25 | 45 | 121 | 3 | C30528.0 |
| 30.00 | 25 | 45 | 121 | 3 | C30530.0 |
| 32.00 | 32 | 53 | 133 | 3 | C30532.0 |




primax

## C352

N | HSCo XP | Super G | DIN 844 K | P9 | DIN 1835 B | e8 | λ 30°

■ 1.2 1.3 1.4 1.5 3.1 3.2 3.3 3.4 4.1 4.2 5.1 5.2 6.1 6.2 6.3

● 1.1 1.6 2.1 2.2 2.3 4.3 5.3 6.4 7.2 7.3 7.4 8.1

| $d_1$ Ø mm | $d_2$ Ø mm | $l_2$ mm | $l_1$ mm | z | e-Code |
|---|---|---|---|---|---|
| 3.00 | 6 | 8 | 52 | 3 | C3523.0 |
| 4.00 | 6 | 11 | 55 | 3 | C3524.0 |
| 5.00 | 6 | 13 | 57 | 3 | C3525.0 |
| 6.00 | 6 | 13 | 57 | 3 | C3526.0 |
| 8.00 | 10 | 19 | 69 | 3 | C3528.0 |
| 10.00 | 10 | 22 | 72 | 3 | C35210.0 |

| $d_1$ Ø mm | $d_2$ Ø mm | $l_2$ mm | $l_1$ mm | z | e-Code |
|---|---|---|---|---|---|
| 12.00 | 12 | 26 | 83 | 3 | C35212.0 |
| 14.00 | 12 | 26 | 83 | 3 | C35214.0 |
| 16.00 | 16 | 32 | 92 | 3 | C35216.0 |
| 18.00 | 16 | 32 | 92 | 3 | C35218.0 |
| 20.00 | 20 | 38 | 104 | 3 | C35220.0 |

# C382

- Mini Mill
- Einwegfräser
- Vingerfrezen
- Mini fraises
- Mini Fresas
- Mini Fresas

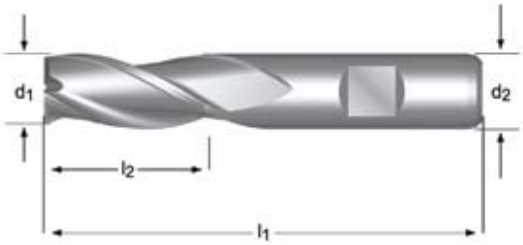


## C382

■ 1.2

● 1.1 1.3 1.4 4.1 4.2 5.1 5.2 6.1 6.2 6.3 7.2 7.3

| $d_1$ Ø Inch | $d_1$ Ø mm | $d_2$ Ø mm | $l_2$ mm | $l_1$ mm | z | e-Code |
|---|---|---|---|---|---|---|
| | 1.00 | 6 | 3.0 | 40 | 3 | **C3821.0** |
| | 1.50 | 6 | 4.0 | 40 | 3 | **C3821.5** |
| **1/16** | 1.59 | 6.35 | 4 | 28 | 3 | **C3821/16** |
| **5/64** | 1.98 | 6.35 | 5.5 | 30 | 3 | **C3825/64** |
| | 2.00 | 6 | 5.5 | 40 | 3 | **C3822.0** |
| **3/32** | 2.38 | 6.35 | 6.5 | 32 | 3 | **C3823/32** |
| **7/64** | 2.78 | 6.35 | 7 | 32.5 | 3 | **C3827/64** |
| | 3.00 | 6 | 7.5 | 47 | 3 | **C3823.0** |
| **1/8** | 3.18 | 6.35 | 8 | 34 | 3 | **C3821/8** |
| **9/64** | 3.57 | 6.35 | 8.5 | 36.5 | 3 | **C3829/64** |
| **5/32** | 3.97 | 6.35 | 9.5 | 39 | 3 | **C3825/32** |
| | 4.00 | 6 | 9.5 | 47 | 3 | **C3824.0** |
| **11/64** | 4.37 | 6.35 | 10.5 | 40.5 | 3 | **C38211/64** |
| **3/16** | 4.76 | 6.35 | 11 | 42 | 3 | **C3823/16** |

| $d_1$ Ø Inch | $d_1$ Ø mm | $d_2$ Ø mm | $l_2$ mm | $l_1$ mm | z | e-Code |
|---|---|---|---|---|---|---|
| | 5.00 | 6 | 12.0 | 47 | 3 | **C3825.0** |
| **13/64** | 5.16 | 6.35 | 12 | 43 | 3 | **C38213/64** |
| **7/32** | 5.56 | 6.35 | 12.5 | 44.5 | 3 | **C3827/32** |
| **15/64** | 5.95 | 6.35 | 14.5 | 46 | 3 | **C38215/64** |
| | 6.00 | 6 | 16.0 | 47 | 3 | **C3826.0** |
| **1/4** | 6.35 | 6.35 | 16 | 44.5 | 3 | **C3821/4** |
| | 7.00 | 10 | 16.0 | 60 | 3 | **C3827.0** |
| | 8.00 | 10 | 19.0 | 60 | 3 | **C3828.0** |
| | 9.00 | 10 | 20.0 | 70 | 3 | **C3829.0** |
| | 10.00 | 10 | 22.0 | 70 | 3 | **C38210.0** |
| | 12.00 | 12 | 26.0 | 70 | 3 | **C38212.0** |

# C383

- Mini Mill
- Einwegfräser
- Vingerfrezen
- Mini fraises
- Mini Fresas
- Mini Fresas

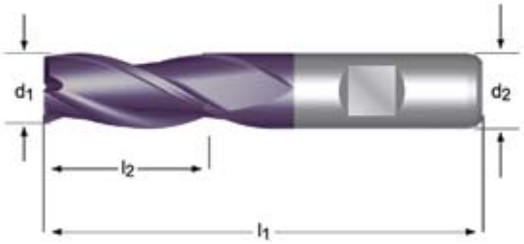


## C383

■ 1.2 1.3 1.4

● 1.1 1.5 2.1 2.3 3.1 3.2 3.3 3.4 4.1 4.2 4.3 5.1 5.2 5.3 6.1 6.2 6.3 6.4 7.2 7.3 7.4

| $d_1$ Ø Inch | $d_1$ Ø mm | $d_2$ Ø mm | $l_2$ mm | $l_1$ mm | z | e-Code |
|---|---|---|---|---|---|---|
| | 1.00 | 6 | 3.0 | 40 | 3 | **C3831.0** |
| | 1.50 | 6 | 4.0 | 40 | 3 | **C3831.5** |
| | 2.00 | 6 | 5.5 | 40 | 3 | **C3832.0** |
| **3/32** | 2.38 | 6.35 | 6.5 | 32 | 3 | **C3833/32** |
| | 3.00 | 6 | 7.5 | 47 | 3 | **C3833.0** |
| **1/8** | 3.18 | 6.35 | 8 | 34 | 3 | **C3831/8** |
| | 4.00 | 6 | 9.5 | 47 | 3 | **C3834.0** |
| **3/16** | 4.76 | 6.35 | 11 | 42 | 3 | **C3833/16** |

| $d_1$ Ø Inch | $d_1$ Ø mm | $d_2$ Ø mm | $l_2$ mm | $l_1$ mm | z | e-Code |
|---|---|---|---|---|---|---|
| | 5.00 | 6 | 12.0 | 47 | 3 | **C3835.0** |
| **1/4** | 6.35 | 6.35 | 16 | 44.5 | 3 | **C3831/4** |
| | 6.00 | 6 | 16.0 | 47 | 3 | **C3836.0** |
| | 7.00 | 10 | 16.0 | 60 | 3 | **C3837.0** |
| | 8.00 | 10 | 19.0 | 60 | 3 | **C3838.0** |
| | 9.00 | 10 | 20.0 | 70 | 3 | **C3839.0** |
| | 10.00 | 10 | 22.0 | 70 | 3 | **C38310.0** |
| | 12.00 | 12 | 26.0 | 70 | 3 | **C38312.0** |

# C346

- Slot Drill
- Langlochfräser
- Vingerfrezen
- Fraises à rainurer
- Fresas Frontales
- Fresa de Ranhurar

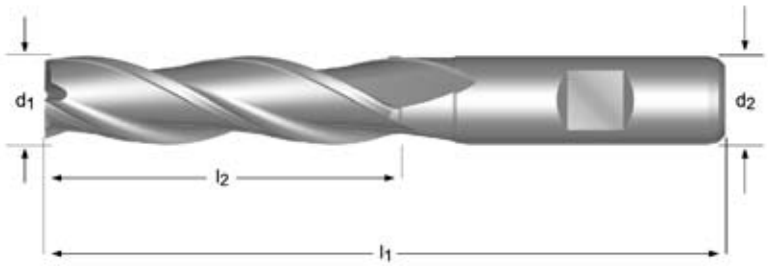


## C346

■ 1.2 4.1 5.1 6.1 6.2 6.3

● 1.1 1.3 1.4 2.1 3.1 3.2 3.3 3.4 4.2 5.2 7.2 7.3 8.1

| $d_1$ Ø mm | $d_2$ Ø mm | $l_2$ mm | $l_1$ mm | z | e-Code |
|---|---|---|---|---|---|
| **3.00** | 6 | 12 | 56 | 3 | **C3463.0** |
| **4.00** | 6 | 19 | 63 | 3 | **C3464.0** |
| **5.00** | 6 | 24 | 68 | 3 | **C3465.0** |
| **6.00** | 6 | 24 | 68 | 3 | **C3466.0** |
| **7.00** | 10 | 30 | 80 | 3 | **C3467.0** |
| **8.00** | 10 | 38 | 88 | 3 | **C3468.0** |
| **9.00** | 10 | 38 | 88 | 3 | **C3469.0** |
| **10.00** | 10 | 45 | 95 | 3 | **C34610.0** |

| $d_1$ Ø mm | $d_2$ Ø mm | $l_2$ mm | $l_1$ mm | z | e-Code |
|---|---|---|---|---|---|
| **11.00** | 12 | 45 | 102 | 3 | **C34611.0** |
| **12.00** | 12 | 53 | 110 | 3 | **C34612.0** |
| **13.00** | 12 | 53 | 110 | 3 | **C34613.0** |
| **14.00** | 12 | 53 | 110 | 3 | **C34614.0** |
| **15.00** | 12 | 53 | 110 | 3 | **C34615.0** |
| **16.00** | 16 | 63 | 123 | 3 | **C34616.0** |
| **18.00** | 16 | 63 | 123 | 3 | **C34618.0** |
| **20.00** | 20 | 75 | 141 | 3 | **C34620.0** |

# C392

- Slot Drill
- Langlochfräser
- Vingerfrezen
- Fraises à rainurer
- Fresas Frontales
- Fresa de Ranhurar

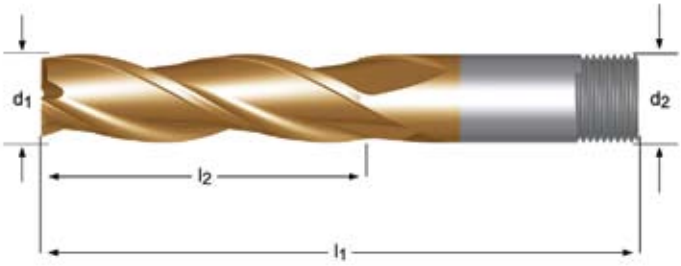


## C392

■ 1.2 1.3 4.1 5.1 6.1 6.2 6.3

● 1.1 1.4 2.1 3.1 3.2 3.3 3.4 4.2 5.2 7.2 7.3 8.1

| $d_1$ Ø mm | $d_2$ Ø mm | $l_2$ mm | $l_1$ mm | z | e-Code |
|---|---|---|---|---|---|
| **6.00** | 6 | 31.5 | 76.0 | 3 | **C3926.0** |
| **8.00** | 10 | 34.0 | 79.5 | 3 | **C3928.0** |
| **10.00** | 10 | 37.0 | 82.5 | 3 | **C39210.0** |
| **12.00** | 12 | 49.5 | 95.0 | 3 | **C39212.0** |

| $d_1$ Ø mm | $d_2$ Ø mm | $l_2$ mm | $l_1$ mm | z | e-Code |
|---|---|---|---|---|---|
| **14.00** | 12 | 57.0 | 101.5 | 3 | **C39214.0** |
| **16.00** | 16 | 58.5 | 108.5 | 3 | **C39216.0** |
| **18.00** | 16 | 67.5 | 115.0 | 3 | **C39218.0** |
| **20.00** | 16 | 76.0 | 121.5 | 3 | **C39220.0** |

# C247

- End Mill
- Schaftfräser
- Vingerfrezen
- Fraises de finition
- Fresas de acabado
- Fresa de Acabamento

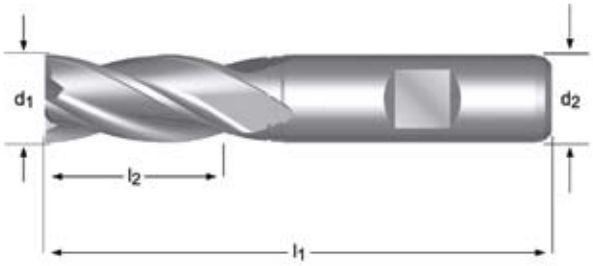


## C247

■ 1.1 1.2 1.3 4.1 5.1 6.1 6.2 6.3

● 1.4 2.1 3.1 3.2 3.3 3.4 4.2 5.2 7.1 7.2 7.3 8.1

| $d_1$ Ø mm | $d_2$ Ø mm | $l_2$ mm | $l_1$ mm | z | e-Code |
|---|---|---|---|---|---|
| **2.00** | 6 | 7 | 51 | 4 | **C2472.0** |
| **2.50** | 6 | 8 | 52 | 4 | **C2472.5** |
| **3.00** | 6 | 8 | 52 | 4 | **C2473.0** |
| **3.50** | 6 | 10 | 54 | 4 | **C2473.5** |
| **4.00** | 6 | 11 | 55 | 4 | **C2474.0** |
| **4.50** | 6 | 11 | 55 | 4 | **C2474.5** |
| **5.00** | 6 | 13 | 57 | 4 | **C2475.0** |
| **5.50** | 6 | 13 | 57 | 4 | **C2475.5** |
| **6.00** | 6 | 13 | 57 | 4 | **C2476.0** |
| **6.50** | 10 | 16 | 66 | 4 | **C2476.5** |
| **7.00** | 10 | 16 | 66 | 4 | **C2477.0** |
| **7.50** | 10 | 16 | 66 | 4 | **C2477.5** |
| **8.00** | 10 | 19 | 69 | 4 | **C2478.0** |
| **8.50** | 10 | 19 | 69 | 4 | **C2478.5** |
| **9.00** | 10 | 19 | 69 | 4 | **C2479.0** |
| **9.50** | 10 | 19 | 69 | 4 | **C2479.5** |
| **10.00** | 10 | 22 | 72 | 4 | **C24710.0** |
| **11.00** | 12 | 22 | 79 | 4 | **C24711.0** |
| **12.00** | 12 | 26 | 83 | 4 | **C24712.0** |
| **13.00** | 12 | 26 | 83 | 4 | **C24713.0** |

| $d_1$ Ø mm | $d_2$ Ø mm | $l_2$ mm | $l_1$ mm | z | e-Code |
|---|---|---|---|---|---|
| **14.00** | 12 | 26 | 83 | 4 | **C24714.0** |
| **15.00** | 12 | 26 | 83 | 4 | **C24715.0** |
| **16.00** | 16 | 32 | 92 | 4 | **C24716.0** |
| **17.00** | 16 | 32 | 92 | 4 | **C24717.0** |
| **18.00** | 16 | 32 | 92 | 4 | **C24718.0** |
| **19.00** | 16 | 32 | 92 | 4 | **C24719.0** |
| **20.00** | 20 | 38 | 104 | 4 | **C24720.0** |
| **21.00** | 20 | 38 | 104 | 4 | **C24721.0** |
| **22.00** | 20 | 38 | 104 | 5 | **C24722.0** |
| **23.00** | 20 | 38 | 104 | 5 | **C24723.0** |
| **24.00** | 25 | 45 | 121 | 5 | **C24724.0** |
| **25.00** | 25 | 45 | 121 | 5 | **C24725.0** |
| **26.00** | 25 | 45 | 121 | 6 | **C24726.0** |
| **28.00** | 25 | 45 | 121 | 6 | **C24728.0** |
| **30.00** | 25 | 45 | 121 | 6 | **C24730.0** |
| **32.00** | 32 | 53 | 133 | 6 | **C24732.0** |
| **36.00** | 32 | 53 | 133 | 6 | **C24736.0** [1] |
| **40.00** | 40 | 63 | 155 | 6 | **C24740.0** [1] |

[1] No centre cutting / kein Zentrumschnitt / Niet centrumsnijdend / Pas de coupe au centre / Sin corte al centro / Sem corte central

# C246

- End Mill
- Schaftfräser
- Vingerfrezen
- Fraises de finition
- Fresas de acabado
- Fresa de Acabamento

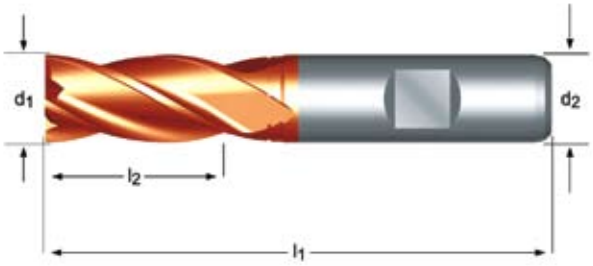


## C246

■ 1.1 1.2 1.3 1.4 3.1 3.2 3.3 3.4 4.1 4.2 5.1 5.2 6.1 6.2 6.3

● 1.5 1.6 2.1 2.3 4.3 5.3 6.4 7.1 7.2 7.3 7.4 8.1

| $d_1$ Ø mm | $d_2$ Ø mm | $l_2$ mm | $l_1$ mm | z | e-Code |
|---|---|---|---|---|---|
| **2.00** | 6 | 7 | 51 | 4 | **C2462.0** |
| **3.00** | 6 | 8 | 52 | 4 | **C2463.0** |
| **4.00** | 6 | 11 | 55 | 4 | **C2464.0** |
| **5.00** | 6 | 13 | 57 | 4 | **C2465.0** |
| **6.00** | 6 | 13 | 57 | 4 | **C2466.0** |
| **7.00** | 10 | 16 | 66 | 4 | **C2467.0** |
| **8.00** | 10 | 19 | 69 | 4 | **C2468.0** |
| **9.00** | 10 | 19 | 69 | 4 | **C2469.0** |
| **10.00** | 10 | 22 | 72 | 4 | **C24610.0** |
| **11.00** | 12 | 22 | 79 | 4 | **C24611.0** |
| **12.00** | 12 | 26 | 83 | 4 | **C24612.0** |
| **13.00** | 12 | 26 | 83 | 4 | **C24613.0** |

| $d_1$ Ø mm | $d_2$ Ø mm | $l_2$ mm | $l_1$ mm | z | e-Code |
|---|---|---|---|---|---|
| **14.00** | 12 | 26 | 83 | 4 | **C24614.0** |
| **15.00** | 12 | 26 | 83 | 4 | **C24615.0** |
| **16.00** | 16 | 32 | 92 | 4 | **C24616.0** |
| **18.00** | 16 | 32 | 92 | 4 | **C24618.0** |
| **20.00** | 20 | 38 | 104 | 4 | **C24620.0** |
| **22.00** | 20 | 38 | 104 | 5 | **C24622.0** |
| **25.00** | 25 | 45 | 121 | 5 | **C24625.0** |
| **28.00** | 25 | 45 | 121 | 6 | **C24628.0** |
| **30.00** | 25 | 45 | 121 | 6 | **C24630.0** |
| **32.00** | 32 | 53 | 133 | 6 | **C24632.0** |

# C927

- End Mill - Primax
- Schaftfräser - Primax
- Vingerfrezen - Primax
- Fraises de finition - Primax
- Fresas de acabado - Primax
- Fresa de Acabamento - Primax




## C927

■ 1.1 1.2 1.3 2.1 2.2 2.3 4.1 5.1 6.1 7.2

● 1.4 4.2 5.2 6.2 6.3 7.1 7.3 8.1

| $d_1$ Ø mm | $d_2$ Ø mm | $l_2$ mm | $l_1$ mm | z | e-Code |
|---|---|---|---|---|---|
| **4.00** | 6 | 11 | 55 | 4 | **C9274.0** |
| **5.00** | 6 | 13 | 57 | 4 | **C9275.0** |
| **6.00** | 6 | 13 | 57 | 4 | **C9276.0** |
| **8.00** | 10 | 19 | 69 | 4 | **C9278.0** |
| **10.00** | 10 | 22 | 72 | 4 | **C92710.0** |
| **12.00** | 12 | 26 | 83 | 4 | **C92712.0** |

| $d_1$ Ø mm | $d_2$ Ø mm | $l_2$ mm | $l_1$ mm | z | e-Code |
|---|---|---|---|---|---|
| **14.00** | 12 | 26 | 83 | 4 | **C92714.0** |
| **16.00** | 16 | 32 | 92 | 4 | **C92716.0** |
| **18.00** | 16 | 32 | 92 | 4 | **C92718.0** |
| **20.00** | 20 | 38 | 104 | 4 | **C92720.0** |
| **25.00** | 25 | 45 | 121 | 4 | **C92725.0** |

# C299 / C907

- End Mill - Primax
- Schaftfräser - Primax
- Vingerfrezen - Primax
- Fraises de finition - Primax
- Fresas de acabado - Primax
- Fresa de Acabamento - Primax

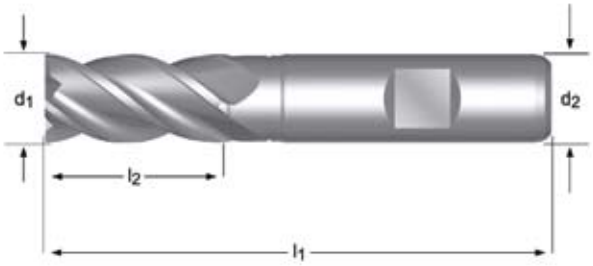


primax

## C299

■ 1.3 1.4 1.5 2.1 2.3 3.1 3.2 3.3 3.4 4.2 4.3 5.1 5.2 5.3 6.2 7.4

● 1.6 2.2 4.1

| $d_1$ Ø mm | $d_2$ Ø mm | $l_2$ mm | $l_1$ mm | z | e-Code |
|---|---|---|---|---|---|
| 3.00 | 6 | 8 | 52 | 3 | C2993.0 |
| 4.00 | 6 | 11 | 55 | 3 | C2994.0 |
| 5.00 | 6 | 13 | 57 | 3 | C2995.0 |
| 6.00 | 6 | 13 | 57 | 3 | C2996.0 |
| 8.00 | 10 | 19 | 69 | 4 | C2998.0 |
| 10.00 | 10 | 22 | 72 | 4 | C29910.0 |

| $d_1$ Ø mm | $d_2$ Ø mm | $l_2$ mm | $l_1$ mm | z | e-Code |
|---|---|---|---|---|---|
| 12.00 | 12 | 26 | 83 | 4 | C29912.0 |
| 14.00 | 12 | 26 | 83 | 4 | C29914.0 |
| 16.00 | 16 | 32 | 92 | 4 | C29916.0 |
| 18.00 | 16 | 32 | 92 | 4 | C29918.0 |
| 20.00 | 20 | 38 | 104 | 4 | C29920.0 |
| 25.00 | 25 | 45 | 121 | 5 | C29925.0 |




primax

## C907

■ 1.3 1.4 1.5 1.6 2.1 2.2 2.3 3.1 3.2 3.3 3.4 4.2 4.3 5.1 5.2 5.3 6.2 7.4

● 4.1

| $d_1$ Ø mm | $d_2$ Ø mm | $l_2$ mm | $l_1$ mm | z | e-Code |
|---|---|---|---|---|---|
| 3.00 | 6 | 8 | 52 | 3 | C9073.0 |
| 4.00 | 6 | 11 | 55 | 3 | C9074.0 |
| 5.00 | 6 | 13 | 57 | 3 | C9075.0 |
| 6.00 | 6 | 13 | 57 | 3 | C9076.0 |
| 8.00 | 10 | 19 | 69 | 4 | C9078.0 |
| 10.00 | 10 | 22 | 72 | 4 | C90710.0 |
| 12.00 | 12 | 26 | 83 | 4 | C90712.0 |
| 14.00 | 12 | 26 | 83 | 4 | C90714.0 |

| $d_1$ Ø mm | $d_2$ Ø mm | $l_2$ mm | $l_1$ mm | z | e-Code |
|---|---|---|---|---|---|
| 16.00 | 16 | 32 | 92 | 4 | C90716.0 |
| 18.00 | 16 | 32 | 92 | 4 | C90718.0 |
| 20.00 | 20 | 38 | 104 | 4 | C90720.0 |
| 22.00 | 20 | 38 | 104 | 5 | C90722.0 |
| 25.00 | 25 | 45 | 121 | 5 | C90725.0 |
| 28.00 | 25 | 45 | 121 | 6 | C90728.0 |
| 30.00 | 25 | 45 | 121 | 6 | C90730.0 |
| 32.00 | 32 | 53 | 133 | 6 | C90732.0 |

# C291

DORMER

- End Mill
- Schaftfräser
- Vingerfrezen
- Fraises de finition
- Fresas de acabado
- Fresa de Acabamento

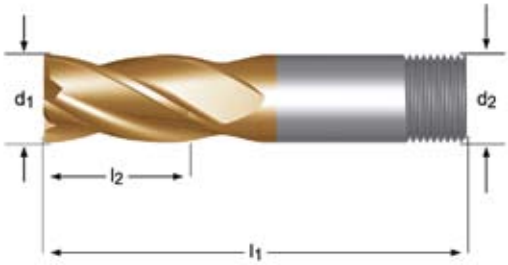


## C291

■ 1.1 1.2 1.3 4.1 5.1 6.1 6.2 6.3

● 1.4 2.1 3.1 3.2 3.3 3.4 4.2 5.2 7.2 7.3 8.1

| $d_1$ Ø Inch | $d_1$ Ø mm | $l_2$ mm | $d_2$ Ø mm | $l_1$ mm | z | e-Code | |
|---|---|---|---|---|---|---|---|
| **1/16** | 1.59 | 2.5 | 6.35 - 1/4 | 48.5 | 2 | **C2911/16** | 4) |
| | 2.00 | 3.0 | 6.0 | 49.0 | 2 | **C2912.0** | 4) |
| **3/32** | 2.38 | 6.5 | 6.35 - 1/4 | 51.0 | 4 | **C2913/32** | 4) |
| | 2.50 | 6.5 | 6.0 | 51.0 | 4 | **C2912.5** | 4) |
| | 3.00 | 9.5 | 6.0 | 54.0 | 4 | **C2913.0** | 4) |
| **1/8** | 3.18 | 9.5 | 6.35 - 1/4 | 54.0 | 4 | **C2911/8** | 4) |
| | 3.50 | 12.5 | 6.0 | 57.0 | 4 | **C2913.5** | 4) |
| **5/32** | 3.97 | 12.5 | 6.35 - 1/4 | 57.0 | 4 | **C2915/32** | 4) |
| | 4.00 | 12.5 | 6.0 | 57.0 | 4 | **C2914.0** | 4) |
| | 4.50 | 12.5 | 6.0 | 57.0 | 4 | **C2914.5** | 4) |
| **3/16** | 4.76 | 12.5 | 6.35 - 1/4 | 57.0 | 4 | **C2913/16** | 4) |
| | 5.00 | 16.0 | 6.0 | 60.5 | 4 | **C2915.0** | 4) |
| | 5.50 | 16.0 | 6.0 | 60.5 | 4 | **C2915.5** | 4) |
| | 6.00 | 16.0 | 6.0 | 60.5 | 4 | **C2916.0** | 4) |
| **1/4** | 6.35 | 16.0 | 6.35 - 1/4 | 60.5 | 4 | **C2911/4** | 4) |
| | 6.50 | 16.0 | 10.0 | 60.5 | 4 | **C2916.5** | 4) |
| | 7.00 | 15.0 | 10.0 | 60.5 | 4 | **C2917.0** | 4) |
| | 7.50 | 18.0 | 10.0 | 63.5 | 4 | **C2917.5** | 4) |
| **5/16** | 7.94 | 18.0 | 9.53 - 3/8 | 63.5 | 4 | **C2915/16** | 4) |
| | 8.00 | 18.0 | 10.0 | 63.5 | 4 | **C2918.0** | 4) |
| | 8.50 | 21.0 | 10.0 | 66.5 | 4 | **C2918.5** | 4) |
| | 9.00 | 21.0 | 10.0 | 66.5 | 4 | **C2919.0** | 4) |
| | 9.50 | 21.0 | 10.0 | 66.5 | 4 | **C2919.5** | 4) |
| **3/8** | 9.53 | 21.0 | 9.53 - 3/8 | 66.5 | 4 | **C2913/8** | 4) |
| | 10.00 | 21.0 | 10.0 | 66.5 | 4 | **C29110.0** | 4) |
| **13/32** | 10.32 | 22.5 | 9.53 - 3/8 | 66.5 | 4 | **C29113/32** | 4) |
| | 10.50 | 19.0 | 10.0 | 66.5 | 4 | **C29110.5** | 4) |
| | 11.00 | 19.0 | 12.0 | 66.5 | 4 | **C29111.0** | 4) |
| **7/16** | 11.11 | 19.0 | 12.7 - 1/2 | 66.5 | 4 | **C2917/16** | 4) |
| | 12.00 | 24.0 | 12.0 | 70.0 | 4 | **C29112.0** | 4) |
| **1/2** | 12.70 | 24.0 | 12.7 - 1/2 | 70.0 | 4 | **C2911/2** | 4) |
| | 13.00 | 24.5 | 12.0 | 70.0 | 4 | **C29113.0** | 4) |
| | 14.00 | 28.5 | 12.0 | 73.0 | 4 | **C29114.0** | 4) |
| **9/16** | 14.29 | 28.5 | 12.7 - 1/2 | 73.0 | 4 | **C2919/16** | 4) |
| | 15.00 | 26.5 | 16.0 | 77.0 | 4 | **C29115.0** | 4) |
| **5/8** | 15.88 | 26.5 | 15.88 - 5/8 | 77.0 | 4 | **C2915/8** | 4) |
| | 16.00 | 26.5 | 16.0 | 77.0 | 4 | **C29116.0** | 4) |
| | 17.00 | 32.0 | 16.0 | 80.0 | 4 | **C29117.0** | 4) |
| | 18.00 | 35.0 | 16.0 | 80.0 | 4 | **C29118.0** | 4) |
| | 19.00 | 38.0 | 16.0 | 83.5 | 4 | **C29119.0** | 4) |
| **3/4** | 19.05 | 38.0 | 15.88 - 5/8 | 83.5 | 4 | **C2913/4** | 4) |
| | 20.00 | 38.0 | 16.0 | 83.5 | 4 | **C29120.0** | 4) |

4) diameter tolerance +0.0025 inches -0.0005 inches / Durchmesser-Toleranz +.0025 inches -.0005 inches / Diameter tolerantie +0,0025" -0,0005" / tolérance sur le diamètre +.0025 inches -.0005 inches / Tolerancia diámetro + .0025 pulgadas -.0005 pulgadas / tolerância no diâmetro+.0025 poleg. -.0005 poleg.

# C291

| $d_1$ Ø Inch | $d_1$ Ø mm | $l_2$ mm | $d_2$ Ø mm | $l_1$ mm | z | e-Code | |
|---|---|---|---|---|---|---|---|
| | 21.00 | 38.0 | 25.0 | 95.0 | 6 | **C29121.0** | 4) |
| | 22.00 | 41.5 | 25.0 | 98.5 | 6 | **C29122.0** | 4) |
| **7/8** | 22.23 | 41.5 | 25.4 - 1 | 98.5 | 6 | **C2917/8** | 4) |
| | 23.00 | 41.5 | 25.0 | 98.5 | 6 | **C29123.0** | 4) |
| | 24.00 | 41.5 | 25.0 | 98.5 | 6 | **C29124.0** | 4) |
| | 25.00 | 44.5 | 25.0 | 101.5 | 6 | **C29125.0** | 4) |
| **1“** | 25.40 | 43.0 | 25.4 - 1 | 101.5 | 6 | **C2911** | 4) |
| | 26.00 | 43.0 | 25.0 | 101.5 | 6 | **C29126.0** | 4) |
| | 28.00 | 46.0 | 25.0 | 104.5 | 6 | **C29128.0** | 4) |
| **1.1/8** | 28.58 | 46.0 | 25.4 - 1 | 104.5 | 6 | **C2911.1/8** | 4) |
| | 30.00 | 46.0 | 25.0 | 104.5 | 6 | **C29130.0** | 4) |
| **1.1/4** | 31.75 | 49.0 | 25.4 - 1 | 108.0 | 6 | **C2911.1/4X1** | 4) |
| | 32.00 | 49.0 | 25.0 | 108.0 | 6 | **C29132.0X25.0** | 4) |
| | 34.00 | 49.0 | 25.0 | 108.0 | 6 | **C29134.0X25.0** | 4) |
| **1.3/8** | 34.93 | 52.5 | 25.4 - 1 | 111.0 | 6 | **C2911.3/8X1** | 4) |
| | 35.00 | 52.5 | 25.0 | 111.0 | 6 | **C29135.0X25.0** | 4) |
| | 36.00 | 52.5 | 25.0 | 111.0 | 6 | **C29136.0X25.0** | 4) |
| | 38.00 | 55.5 | 25.0 | 114.5 | 6 | **C29138.0X25.0** | 4) |
| **1.1/2** | 38.10 | 55.5 | 25.4 - 1 | 114.5 | 6 | **C2911.1/2X1** | 4) |
| | 40.00 | 58.5 | 25.0 | 117.5 | 8 | **C29140.0X25.0** | 5) |
| **1.5/8** | 41.28 | 60.5 | 25.4 - 1 | 117.5 | 8 | **C2911.5/8X1** | 5) |
| | 42.00 | 60.5 | 25.0 | 117.5 | 8 | **C29142.0X25.0** | 5) |
| **1.3/4** | 44.45 | 63.5 | 25.4 - 1 | 120.5 | 8 | **C2911.3/4X1** | 5) |
| | 45.00 | 63.5 | 25.0 | 120.5 | 8 | **C29145.0X25.0** | 5) |
| | 50.00 | 65.0 | 32.0 | 127.0 | 8 | **C29150.0X32.0** | 5) |
| **2“** | 50.80 | 70.0 | 25.4 - 1 | 127.0 | 8 | **C2912X1** | 5) |
| **2“** | 50.80 | 65.0 | 31.75 - 1.1/4 | 127.0 | 8 | **C2912X1.1/4** | 5) |

4) diameter tolerance +0.0025 inches -0.0005 inches / Durchmesser-Toleranz +.0025 inches -.0005 inches / Diameter tolerantie +0,0025” -0,0005” / tolérance sur le diamètre +.0025 inches -.0005 inches / Tolerancia diámetro + .0025 pulgadas -.0005 pulgadas / tolerância no diâmetro+.0025 poleg. -.0005 poleg.

5) diameter tolerance +0.0050 inches 0 / Durchmesser-Toleranz +0.005 inches 0 / Diameter tolerantie +0,005” 0 / tolérance sur le diamètre +.0005 inches 0 / Tolerancia diámetro + 0.0055 pulgadas -.0 / tolerância no diâmetro+0.005 poleg. 0

# C270

- End Mill
- Schaftfräser
- Vingerfrezen
- Fraises de finition
- Fresas de acabado
- Fresa de Acabamento

## C270

■ 1.1 1.2 1.3 4.1 5.1 6.1 6.2 6.3

● 1.4 2.1 3.1 3.2 3.3 3.4 4.2 5.2 7.1 7.2 7.3 8.1

| $d_1$ Ø mm | $l_2$ mm | $l_1$ mm | MK | z | e-Code |
|---|---|---|---|---|---|
| **10.00** | 22 | 92 | 1 | 4 | **C27010.0** |
| **12.00** | 26 | 96 | 1 | 4 | **C27012.0** |
| **14.00** | 26 | 111 | 2 | 4 | **C27014.0** |
| **16.00** | 32 | 117 | 2 | 4 | **C27016.0** |
| **18.00** | 32 | 117 | 2 | 4 | **C27018.0** |
| **20.00** | 38 | 123 | 2 | 4 | **C27020.0** |
| **22.00** | 38 | 123 | 2 | 5 | **C27022.0** |
| **24.00** | 45 | 147 | 3 | 5 | **C27024.0** |
| **25.00** | 45 | 147 | 3 | 5 | **C27025.0** |
| **26.00** | 45 | 147 | 3 | 6 | **C27026.0** |

| $d_1$ Ø mm | $l_2$ mm | $l_1$ mm | MK | z | e-Code |
|---|---|---|---|---|---|
| **28.00** | 45 | 147 | 3 | 6 | **C27028.0** |
| **30.00** | 45 | 147 | 3 | 6 | **C27030.0** |
| **32.00** | 53 | 178 | 4 | 6 | **C27032.0** |
| **34.00** | 53 | 178 | 4 | 6 | **C27034.0** |
| **36.00** | 53 | 178 | 4 | 6 | **C27036.0** |
| **38.00** | 63 | 188 | 4 | 6 | **C27038.0** |
| **40.00** | 63 | 188 | 4 | 6 | **C27040.0** |
| **45.00** | 63 | 188 | 4 | 8 | **C27045.0** |
| **50.00** | 75 | 233 | 5 | 8 | **C27050.0X200.0** |

# C273

- End Mill
- Schaftfräser
- Vingerfrezen
- Fraises de finition
- Fresas de acabado
- Fresa de Acabamento




C273

■ 1.1 1.2 1.3 4.1 5.1 6.1 6.2 6.3

● 1.4 2.1 3.1 3.2 3.3 3.4 4.2 5.2 7.1 7.2 7.3 8.1

| $d_1$ Ø mm | $d_2$ Ø mm | $l_2$ mm | $l_1$ mm | z | e-Code |
|---|---|---|---|---|---|
| **2.00** | 6 | 10 | 54 | 4 | **C2732.0** |
| **2.50** | 6 | 12 | 56 | 4 | **C2732.5** |
| **3.00** | 6 | 12 | 56 | 4 | **C2733.0** |
| **3.50** | 6 | 15 | 59 | 4 | **C2733.5** |
| **4.00** | 6 | 19 | 63 | 4 | **C2734.0** |
| **4.50** | 6 | 19 | 63 | 4 | **C2734.5** |
| **5.00** | 6 | 24 | 68 | 4 | **C2735.0** |
| **5.50** | 6 | 24 | 68 | 4 | **C2735.5** |
| **6.00** | 6 | 24 | 68 | 4 | **C2736.0** |
| **7.00** | 10 | 30 | 80 | 4 | **C2737.0** |
| **8.00** | 10 | 38 | 88 | 4 | **C2738.0** |
| **9.00** | 10 | 38 | 88 | 4 | **C2739.0** |
| **10.00** | 10 | 45 | 95 | 4 | **C27310.0** |
| **11.00** | 12 | 45 | 102 | 4 | **C27311.0** |

| $d_1$ Ø mm | $d_2$ Ø mm | $l_2$ mm | $l_1$ mm | z | e-Code |
|---|---|---|---|---|---|
| **12.00** | 12 | 53 | 110 | 4 | **C27312.0** |
| **13.00** | 12 | 53 | 110 | 4 | **C27313.0** |
| **14.00** | 12 | 53 | 110 | 4 | **C27314.0** |
| **15.00** | 12 | 53 | 110 | 4 | **C27315.0** |
| **16.00** | 16 | 63 | 123 | 4 | **C27316.0** |
| **18.00** | 16 | 63 | 123 | 4 | **C27318.0** |
| **20.00** | 20 | 75 | 141 | 4 | **C27320.0** |
| **22.00** | 20 | 75 | 141 | 5 | **C27322.0** |
| **25.00** | 25 | 90 | 166 | 5 | **C27325.0** |
| **28.00** | 25 | 90 | 166 | 6 | **C27328.0** |
| **30.00** | 25 | 90 | 166 | 6 | **C27330.0** |
| **32.00** | 32 | 106 | 186 | 6 | **C27332.0** |
| **36.00** | 32 | 106 | 186 | 6 | **C27336.0** |
| **40.00** | 40 | 125 | 217 | 6 | **C27340.0** |

# C295

- End Mill
- Schaftfräser
- Vingerfrezen
- Fraises de finition
- Fresas de acabado
- Fresa de Acabamento

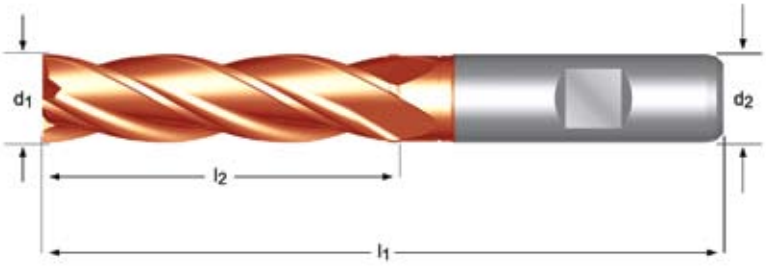


## C295

■ 1.1 1.2 1.3 1.4 3.1 3.2 3.3 3.4 4.1 4.2 5.1 5.2 6.1 6.2 6.3

● 1.5 1.6 2.1 2.3 4.3 5.3 6.4 7.1 7.2 7.3 7.4 8.1

| $d_1$ Ø mm | $d_2$ Ø mm | $l_2$ mm | $l_1$ mm | z | e-Code |
|---|---|---|---|---|---|
| **2.00** | 6 | 10 | 54 | 4 | **C2952.0** |
| **3.00** | 6 | 12 | 56 | 4 | **C2953.0** |
| **4.00** | 6 | 19 | 63 | 4 | **C2954.0** |
| **5.00** | 6 | 24 | 68 | 4 | **C2955.0** |
| **6.00** | 6 | 24 | 68 | 4 | **C2956.0** |
| **7.00** | 10 | 30 | 80 | 4 | **C2957.0** |
| **8.00** | 10 | 38 | 88 | 4 | **C2958.0** |
| **9.00** | 10 | 38 | 88 | 4 | **C2959.0** |
| **10.00** | 10 | 45 | 95 | 4 | **C29510.0** |
| **11.00** | 12 | 45 | 102 | 4 | **C29511.0** |
| **12.00** | 12 | 53 | 110 | 4 | **C29512.0** |
| **13.00** | 12 | 53 | 110 | 4 | **C29513.0** |

| $d_1$ Ø mm | $d_2$ Ø mm | $l_2$ mm | $l_1$ mm | z | e-Code |
|---|---|---|---|---|---|
| **14.00** | 12 | 53 | 110 | 4 | **C29514.0** |
| **15.00** | 12 | 53 | 110 | 4 | **C29515.0** |
| **16.00** | 16 | 63 | 123 | 4 | **C29516.0** |
| **18.00** | 16 | 63 | 123 | 4 | **C29518.0** |
| **20.00** | 20 | 75 | 141 | 4 | **C29520.0** |
| **22.00** | 20 | 75 | 141 | 5 | **C29522.0** |
| **25.00** | 25 | 90 | 166 | 5 | **C29525.0** |
| **28.00** | 25 | 90 | 166 | 6 | **C29528.0** |
| **30.00** | 25 | 90 | 166 | 6 | **C29530.0** |
| **32.00** | 32 | 106 | 186 | 6 | **C29532.0** |
| **40.00** | 40 | 125 | 217 | 6 | **C29540.0** |

# C940

- End Mill - Primax
- Schaftfräser - Primax
- Vingerfrezen - Primax
- Fraises de finition - Primax
- Fresas de acabado - Primax
- Fresa de Acabamento - Primax




## C940

■ 1.1 1.2 1.3 2.1 2.2 2.3 4.1 5.1 6.1 7.2

● 1.4 4.2 5.2 6.2 6.3 7.1 7.3 8.1

| $d_1$ Ø mm | $d_2$ Ø mm | $l_2$ mm | $l_1$ mm | z | e-Code |
|---|---|---|---|---|---|
| **6.00** | 6 | 24 | 68 | 4 | **C9406.0** |
| **8.00** | 10 | 38 | 88 | 4 | **C9408.0** |
| **10.00** | 10 | 45 | 95 | 4 | **C94010.0** |
| **12.00** | 12 | 53 | 110 | 4 | **C94012.0** |
| **14.00** | 12 | 53 | 110 | 4 | **C94014.0** |
| **16.00** | 16 | 63 | 123 | 4 | **C94016.0** |

| $d_1$ Ø mm | $d_2$ Ø mm | $l_2$ mm | $l_1$ mm | z | e-Code |
|---|---|---|---|---|---|
| **18.00** | 16 | 63 | 123 | 4 | **C94018.0** |
| **20.00** | 20 | 75 | 141 | 4 | **C94020.0** |
| **25.00** | 25 | 90 | 166 | 4 | **C94025.0** |

# C903 / C920

DORMER

- End Mill - Primax
- Schaftfräser - Primax
- Vingerfrezen - Primax
- Fraises de finition - Primax
- Fresas de acabado - Primax
- Fresa de Acabamento - Primax




primax

## C903

■ 1.3 1.4 1.5 2.1 2.3 3.1 3.2 3.3 3.4 4.2 4.3 5.1 5.2 5.3 6.2 7.4

● 1.6 2.2 4.1

| $d_1$ Ø mm | $d_2$ Ø mm | $l_2$ mm | $l_1$ mm | z | e-Code |
|---|---|---|---|---|---|
| 6.00 | 6 | 24 | 68 | 3 | C9036.0 |
| 8.00 | 10 | 38 | 88 | 4 | C9038.0 |
| 10.00 | 10 | 45 | 95 | 4 | C90310.0 |
| 12.00 | 12 | 53 | 110 | 4 | C90312.0 |
| 14.00 | 12 | 53 | 110 | 4 | C90314.0 |
| 16.00 | 16 | 63 | 123 | 4 | C90316.0 |

| $d_1$ Ø mm | $d_2$ Ø mm | $l_2$ mm | $l_1$ mm | z | e-Code |
|---|---|---|---|---|---|
| 18.00 | 16 | 63 | 123 | 4 | C90318.0 |
| 20.00 | 20 | 75 | 141 | 4 | C90320.0 |
| 22.00 | 20 | 75 | 141 | 5 | C90322.0 |
| 25.00 | 25 | 90 | 166 | 5 | C90325.0 |

primax

## C920

■ 1.3 1.4 1.5 1.6 2.1 2.2 2.3 3.1 3.2 3.3 3.4 4.2 4.3 5.1 5.2 5.3 6.2 7.4

● 4.1

| $d_1$ Ø mm | $d_2$ Ø mm | $l_2$ mm | $l_1$ mm | z | e-Code |
|---|---|---|---|---|---|
| 6.00 | 6 | 24 | 68 | 3 | C9206.0 |
| 8.00 | 10 | 38 | 88 | 4 | C9208.0 |
| 10.00 | 10 | 45 | 95 | 4 | C92010.0 |
| 12.00 | 12 | 53 | 110 | 4 | C92012.0 |
| 14.00 | 12 | 53 | 110 | 4 | C92014.0 |
| 16.00 | 16 | 63 | 123 | 4 | C92016.0 |

| $d_1$ Ø mm | $d_2$ Ø mm | $l_2$ mm | $l_1$ mm | z | e-Code |
|---|---|---|---|---|---|
| 18.00 | 16 | 63 | 123 | 4 | C92018.0 |
| 20.00 | 20 | 75 | 141 | 4 | C92020.0 |
| 22.00 | 20 | 75 | 141 | 5 | C92022.0 |
| 25.00 | 25 | 90 | 166 | 5 | C92025.0 |

# C292

- End Mill
- Schaftfräser
- Vingerfrezen
- Fraises de finition
- Fresas de acabado
- Fresa de Acabamento




C292

■ 1.1 1.2 1.3 4.1 5.1 6.1 6.2 6.3

● 1.4 2.1 3.1 3.2 3.3 3.4 4.2 5.2 7.2 7.3 8.1

| $d_1$ Ø Inch | $d_1$ Ø mm | $l_2$ mm | $d_2$ Ø mm | $l_1$ mm | z | e-Code | |
|---|---|---|---|---|---|---|---|
| **1/16** | 1.59 | 4.5 | 6.35 - 1/4 | 51.0 | 2 | **C2921/16** | 4) |
| | 3.00 | 19.0 | 6.0 | 63.5 | 4 | **C2923.0** | 4) |
| **1/8** | 3.18 | 19.0 | 6.35 - 1/4 | 63.5 | 4 | **C2921/8** | 4) |
| | 3.50 | 25.5 | 6.0 | 70.0 | 4 | **C2923.5** | 4) |
| | 4.00 | 25.5 | 6.0 | 70.0 | 4 | **C2924.0** | 4) |
| | 4.50 | 25.5 | 6.0 | 70.0 | 4 | **C2924.5** | 4) |
| **3/16** | 4.76 | 25.5 | 6.35 - 1/4 | 70.0 | 4 | **C2923/16** | 4) |
| | 5.00 | 31.5 | 6.0 | 76.0 | 4 | **C2925.0** | 4) |
| | 6.00 | 31.5 | 6.0 | 76.0 | 4 | **C2926.0** | 4) |
| **1/4** | 6.35 | 31.5 | 6.35 - 1/4 | 76.0 | 4 | **C2921/4** | 4) |
| | 7.00 | 34.0 | 10.0 | 79.5 | 4 | **C2927.0** | 4) |
| **9/32** | 7.14 | 34.0 | 9.53 - 3/8 | 79.5 | 4 | **C2929/32** | 4) |
| **5/16** | 7.94 | 34.0 | 9.53 - 3/8 | 79.5 | 4 | **C2925/16** | 4) |
| | 8.00 | 34.0 | 10.0 | 79.5 | 4 | **C2928.0** | 4) |
| | 9.00 | 37.0 | 10.0 | 82.5 | 4 | **C2929.0** | 4) |
| **3/8** | 9.53 | 37.0 | 9.53 - 3/8 | 82.5 | 4 | **C2923/8** | 4) |
| | 10.00 | 37.0 | 10.0 | 82.5 | 4 | **C29210.0** | 4) |
| | 11.00 | 41.5 | 12.0 | 89.0 | 4 | **C29211.0** | 4) |
| **7/16** | 11.11 | 41.5 | 12.7 - 1/2 | 89.0 | 4 | **C2927/16** | 4) |
| | 12.00 | 49.5 | 12.0 | 95.0 | 4 | **C29212.0** | 4) |
| **1/2** | 12.70 | 49.5 | 12.7 - 1/2 | 95.0 | 4 | **C2921/2** | 4) |
| | 13.00 | 50.0 | 12.0 | 95.0 | 4 | **C29213.0** | 4) |
| | 14.00 | 57.0 | 12.0 | 101.5 | 4 | **C29214.0** | 4) |
| **9/16** | 14.29 | 57.0 | 12.7 - 1/2 | 101.5 | 4 | **C2929/16** | 4) |
| | 15.00 | 58.5 | 16.0 | 108.5 | 4 | **C29215.0** | 4) |
| **5/8** | 15.88 | 58.5 | 15.88 - 5/8 | 108.5 | 4 | **C2925/8** | 4) |
| | 16.00 | 58.5 | 16.0 | 108.5 | 4 | **C29216.0** | 4) |
| | 17.00 | 67.0 | 16.0 | 115.0 | 4 | **C29217.0** | 4) |
| | 18.00 | 70.0 | 16.0 | 115.0 | 4 | **C29218.0** | 4) |
| | 19.00 | 76.0 | 16.0 | 121.5 | 4 | **C29219.0** | 4) |
| **3/4** | 19.05 | 76.0 | 15.88 - 5/8 | 121.5 | 4 | **C2923/4** | 4) |
| | 20.00 | 76.0 | 16.0 | 121.5 | 4 | **C29220.0** | 4) |
| | 22.00 | 85.5 | 25.0 | 143.0 | 6 | **C29222.0** | 4) |
| **7/8** | 22.23 | 85.5 | 25.4 - 1 | 143.0 | 6 | **C2927/8** | 4) |
| | 24.00 | 92.0 | 25.0 | 149.0 | 6 | **C29224.0** | 4) |
| | 25.00 | 100.0 | 25.0 | 157.0 | 6 | **C29225.0** | 4) |
| **1“** | 25.40 | 100.0 | 25.4 - 1 | 157.0 | 6 | **C2921** | 4) |
| **1.1/8** | 28.58 | 98.5 | 25.4 - 1 | 157.0 | 6 | **C2921.1/8** | 4) |
| | 30.00 | 98.5 | 25.0 | 157.0 | 6 | **C29230.0** | 4) |
| **1.1/4** | 31.75 | 100.0 | 25.4 - 1 | 159.0 | 6 | **C2921.1/4X1** | 4) |
| | 32.00 | 100.0 | 25.0 | 159.0 | 6 | **C29232.0X25.0** | 4) |
| **1.1/2** | 38.10 | 100.0 | 25.4 - 1 | 159.0 | 6 | **C2921.1/2X1** | 4) |

4) diameter tolerance +0.0025 inches -0.0005 inches / Durchmesser-Toleranz +.0025 inches -.0005 inches / Diameter tolerantie +0,0025” -0,0005” / tolérance sur le diamètre +.0025 inches -.0005 inches / Tolerancia diámetro + .0025 pulgadas -.0005 pulgadas / tolerância no diâmetro+.0025 poleg. -.0005 poleg.

# C272

- End Mill
- Schaftfräser
- Vingerfrezen
- Fraises de finition
- Fresas de acabado
- Fresa de Acabamento

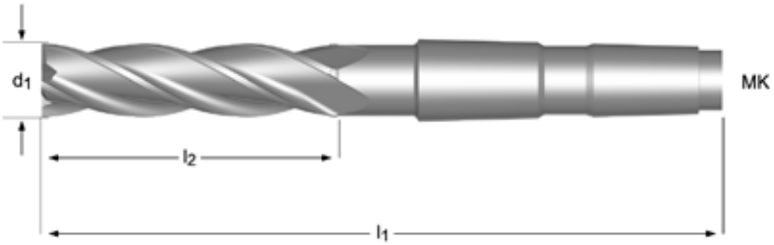


## C272

■ 1.1 1.2 1.3 4.1 5.1 6.1 6.2 6.3

● 1.4 2.1 3.1 3.2 3.3 3.4 4.2 5.2 7.1 7.2 7.3 8.1

| $d_1$ Ø mm | $l_2$ mm | $l_1$ mm | MK | z | e-Code |
|---|---|---|---|---|---|
| **16.00** | 63 | 148 | 2 | 4 | **C27216.0** |
| **18.00** | 63 | 148 | 2 | 4 | **C27218.0** |
| **20.00** | 75 | 160 | 2 | 4 | **C27220.0** |
| **22.00** | 75 | 160 | 2 | 5 | **C27222.0** |
| **25.00** | 90 | 192 | 3 | 5 | **C27225.0** |
| **28.00** | 90 | 192 | 3 | 6 | **C27228.0** |

| $d_1$ Ø mm | $l_2$ mm | $l_1$ mm | MK | z | e-Code |
|---|---|---|---|---|---|
| **30.00** | 90 | 192 | 3 | 6 | **C27230.0** |
| **32.00** | 106 | 231 | 4 | 6 | **C27232.0** |
| **36.00** | 106 | 231 | 4 | 6 | **C27236.0** |
| **40.00** | 125 | 250 | 4 | 6 | **C27240.0** |

# C159 / C169

- Slot Drill
- Langlochfräser
- Spiebaanfrezen
- Fraises à rainurer
- Fresas Frontales
- Fresa de Ranhurar




## C159

■ 1.1 6.1 7.1 7.2 7.3

● 1.2 1.3 2.1 2.2 4.1 5.1 8.1

| $d_1$ Ø mm | $d_2$ Ø mm | $l_2$ mm | $l_1$ mm | z | e-Code |
|---|---|---|---|---|---|
| 2.00 | 6 | 7 | 51 | 2 | C1592.0 |
| 3.00 | 6 | 8 | 52 | 2 | C1593.0 |
| 4.00 | 6 | 11 | 55 | 2 | C1594.0 |
| 5.00 | 6 | 13 | 57 | 2 | C1595.0 |
| 6.00 | 6 | 13 | 57 | 2 | C1596.0 |
| 7.00 | 10 | 16 | 66 | 2 | C1597.0 |
| 8.00 | 10 | 19 | 69 | 2 | C1598.0 |
| 9.00 | 10 | 19 | 69 | 2 | C1599.0 |
| 10.00 | 10 | 22 | 72 | 2 | C15910.0 |
| 11.00 | 12 | 22 | 79 | 2 | C15911.0 |

| $d_1$ Ø mm | $d_2$ Ø mm | $l_2$ mm | $l_1$ mm | z | e-Code |
|---|---|---|---|---|---|
| 12.00 | 12 | 26 | 83 | 2 | C15912.0 |
| 13.00 | 12 | 26 | 83 | 2 | C15913.0 |
| 14.00 | 12 | 26 | 83 | 2 | C15914.0 |
| 15.00 | 12 | 26 | 83 | 2 | C15915.0 |
| 16.00 | 16 | 32 | 92 | 2 | C15916.0 |
| 18.00 | 16 | 32 | 92 | 2 | C15918.0 |
| 20.00 | 20 | 38 | 104 | 2 | C15920.0 |




## C169

■ 1.1 1.2 6.1 7.1 7.2 7.3 7.4

● 1.3 2.1 2.2 2.3 4.1 4.2 5.1 5.2 6.2 8.1

| $d_1$ Ø mm | $d_2$ Ø mm | $l_2$ mm | $l_1$ mm | z | e-Code |
|---|---|---|---|---|---|
| 2.00 | 6 | 7 | 51 | 2 | C1692.0 |
| 3.00 | 6 | 8 | 52 | 2 | C1693.0 |
| 4.00 | 6 | 11 | 55 | 2 | C1694.0 |
| 5.00 | 6 | 13 | 57 | 2 | C1695.0 |
| 6.00 | 6 | 13 | 57 | 2 | C1696.0 |
| 7.00 | 10 | 16 | 66 | 2 | C1697.0 |
| 8.00 | 10 | 19 | 69 | 2 | C1698.0 |
| 9.00 | 10 | 19 | 69 | 2 | C1699.0 |

| $d_1$ Ø mm | $d_2$ Ø mm | $l_2$ mm | $l_1$ mm | z | e-Code |
|---|---|---|---|---|---|
| 10.00 | 10 | 22 | 72 | 2 | C16910.0 |
| 12.00 | 12 | 26 | 83 | 2 | C16912.0 |
| 14.00 | 12 | 26 | 83 | 2 | C16914.0 |
| 16.00 | 16 | 32 | 92 | 2 | C16916.0 |
| 18.00 | 16 | 32 | 92 | 2 | C16918.0 |
| 20.00 | 20 | 38 | 104 | 2 | C16920.0 |

# C166

- Slot Drill
- Langlochfräser
- Spiebaanfrezen
- Fraises à rainurer
- Fresas Frontales
- Fresa de Ranhurar




## C166

■ 1.1 6.1 7.1 7.2 7.3

● 1.2 1.3 2.1 2.2 4.1 5.1 8.1

| $d_1$ Ø mm | $d_2$ Ø mm | $l_2$ mm | $l_1$ mm | z | e-Code |
|---|---|---|---|---|---|
| **6.00** | 6 | 24 | 68 | 2 | **C1666.0** |
| **7.00** | 10 | 30 | 80 | 2 | **C1667.0** |
| **8.00** | 10 | 38 | 88 | 2 | **C1668.0** |
| **9.00** | 10 | 38 | 88 | 2 | **C1669.0** |

| $d_1$ Ø mm | $d_2$ Ø mm | $l_2$ mm | $l_1$ mm | z | e-Code |
|---|---|---|---|---|---|
| **10.00** | 10 | 45 | 95 | 2 | **C16610.0** |
| **12.00** | 12 | 53 | 110 | 2 | **C16612.0** |
| **14.00** | 12 | 53 | 110 | 2 | **C16614.0** |
| **16.00** | 16 | 63 | 123 | 2 | **C16616.0** |

# C336 / C358

- Slot Drill - Primax
- Schaftfräser - Primax
- Vingerfrezen - Primax
- Fraises de finition - Primax
- Fresas de acabado - Primax
- Fresa de Acabamento - Primax

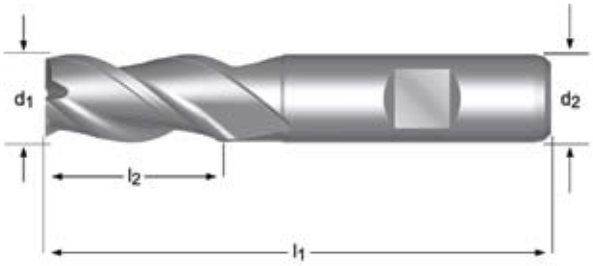


## C336

■ 6.1 7.2

● 1.1 1.2 1.3 2.1 2.2 4.1 5.1 7.1 7.3

| $d_1$ Ø mm | $d_2$ Ø mm | $l_2$ mm | $l_1$ mm | z | e-Code |
|---|---|---|---|---|---|
| **10.00** | 10 | 22 | 72 | 3 | **C33610.0** |
| **12.00** | 12 | 26 | 83 | 3 | **C33612.0** |
| **14.00** | 12 | 26 | 83 | 3 | **C33614.0** |
| **15.00** | 12 | 26 | 83 | 3 | **C33615.0** |
| **16.00** | 16 | 32 | 92 | 3 | **C33616.0** |
| **18.00** | 16 | 32 | 92 | 3 | **C33618.0** |

| $d_1$ Ø mm | $d_2$ Ø mm | $l_2$ mm | $l_1$ mm | z | e-Code |
|---|---|---|---|---|---|
| **20.00** | 20 | 38 | 104 | 3 | **C33620.0** |
| **22.00** | 20 | 38 | 104 | 3 | **C33622.0** |
| **25.00** | 25 | 45 | 121 | 3 | **C33625.0** |
| **30.00** | 25 | 45 | 121 | 3 | **C33630.0** |

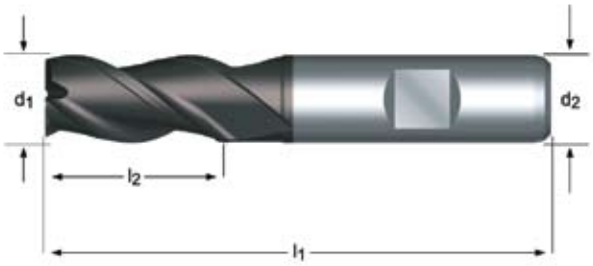


## C358

■ 1.2 6.1 7.2 7.3 7.4

● 1.1 1.3 2.1 2.2 2.3 4.1 4.2 5.1 5.2 6.2 7.1

| $d_1$ Ø mm | $d_2$ Ø mm | $l_2$ mm | $l_1$ mm | z | e-Code |
|---|---|---|---|---|---|
| **10.00** | 10 | 22 | 72 | 3 | **C35810.0** |
| **12.00** | 12 | 26 | 83 | 3 | **C35812.0** |
| **14.00** | 12 | 26 | 83 | 3 | **C35814.0** |
| **16.00** | 16 | 32 | 92 | 3 | **C35816.0** |
| **18.00** | 16 | 32 | 92 | 3 | **C35818.0** |
| **20.00** | 20 | 38 | 104 | 3 | **C35820.0** |

| $d_1$ Ø mm | $d_2$ Ø mm | $l_2$ mm | $l_1$ mm | z | e-Code |
|---|---|---|---|---|---|
| **22.00** | 20 | 38 | 104 | 3 | **C35822.0** |
| **25.00** | 25 | 45 | 121 | 3 | **C35825.0** |
| **30.00** | 25 | 45 | 121 | 3 | **C35830.0** |

# C333 / C359

DORMER

- Slot Drill - Primax
- Schaftfräser - Primax
- Vingerfrezen - Primax
- Fraises de finition - Primax
- Fresas de acabado - Primax
- Fresa de Acabamento - Primax




primax

## C333

■ 6.1 7.2

● 1.1 1.2 1.3 2.1 2.2 4.1 5.1 7.1 7.3

| $d_1$ Ø mm | $d_2$ Ø mm | $l_2$ mm | $l_1$ mm | z | e-Code | $d_1$ Ø mm | $d_2$ Ø mm | $l_2$ mm | $l_1$ mm | z | e-Code |
|---|---|---|---|---|---|---|---|---|---|---|---|
| **10.00** | 10 | 45 | 95 | 3 | **C33310.0** | **18.00** | 16 | 63 | 123 | 3 | **C33318.0** |
| **12.00** | 12 | 53 | 110 | 3 | **C33312.0** | **20.00** | 20 | 75 | 141 | 3 | **C33320.0** |
| **14.00** | 12 | 53 | 110 | 3 | **C33314.0** | **25.00** | 25 | 90 | 166 | 3 | **C33325.0** |
| **16.00** | 16 | 63 | 123 | 3 | **C33316.0** | **30.00** | 25 | 90 | 166 | 3 | **C33330.0** |




primax

## C359

■ 1.2 6.1 7.2 7.3 7.4

● 1.1 1.3 2.1 2.2 2.3 4.1 4.2 5.1 5.2 6.2 7.1

| $d_1$ Ø mm | $d_2$ Ø mm | $l_2$ mm | $l_1$ mm | z | e-Code | $d_1$ Ø mm | $d_2$ Ø mm | $l_2$ mm | $l_1$ mm | z | e-Code |
|---|---|---|---|---|---|---|---|---|---|---|---|
| **10.00** | 10 | 45 | 95 | 3 | **C35910.0** | **18.00** | 16 | 63 | 123 | 3 | **C35918.0** |
| **12.00** | 12 | 53 | 110 | 3 | **C35912.0** | **20.00** | 20 | 75 | 141 | 3 | **C35920.0** |
| **14.00** | 12 | 53 | 110 | 3 | **C35914.0** | **25.00** | 25 | 90 | 166 | 3 | **C35925.0** |
| **16.00** | 16 | 63 | 123 | 3 | **C35916.0** | **30.00** | 25 | 90 | 166 | 3 | **C35930.0** |

# C365

- Roughing End Mill - Primax
- Schruppfräser - Primax
- Ruwfrezen - Primax
- Fraises d'ébauche - Primax
- Fresas Gran Desbaste - Primax
- Fresa de Desbaste - Primax

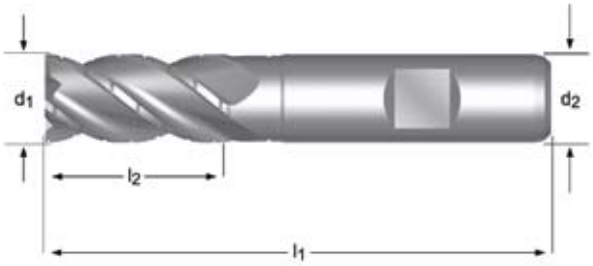


## C365

■ 6.1 6.2 7.1 7.2

● 1.1 1.2 1.3 2.1 4.1 5.1 6.3 7.3 8.1

| $d_1$ Ø mm | $d_2$ Ø mm | $l_2$ mm | $l_1$ mm | z | e-Code |
|---|---|---|---|---|---|
| **10.00** | 10 | 22 | 72 | 3 | **C36510.0** |
| **12.00** | 12 | 26 | 83 | 3 | **C36512.0** |
| **14.00** | 12 | 26 | 83 | 3 | **C36514.0** |
| **16.00** | 16 | 32 | 92 | 3 | **C36516.0** |

| $d_1$ Ø mm | $d_2$ Ø mm | $l_2$ mm | $l_1$ mm | z | e-Code |
|---|---|---|---|---|---|
| **18.00** | 16 | 32 | 92 | 4 | **C36518.0** |
| **20.00** | 20 | 38 | 104 | 4 | **C36520.0** |
| **25.00** | 25 | 45 | 121 | 4 | **C36525.0** |
| **30.00** | 25 | 45 | 121 | 4 | **C36530.0** |

# C324

- Roughing End Mill - Primax
- Schruppfräser - Primax
- Ruwfrezen - Primax
- Fraises d'ébauche - Primax
- Fresas Gran Desbaste - Primax
- Fresa de Desbaste - Primax

NEW
2008.09




## C324

Roughing profile upgraded to asymmetric style HRA / Schruppverzahnung verbessert auf asymmetrische Form HRA / Ruwvertanding verbeterd tot asymmetrische vorm HRA / Profil d'ébauche amélioré en type HRA asymétrique / Fresa de desbaste mejorada con perfil asimétrico tipo HRA / Perfil de Desbaste melhorado a partir do estilo assimétrico HRA

HRA | HSCo XP | Super G | DIN 327 D | DIN 1835 B | k12 | λ 35°

■ 1.4 1.5 1.6 2.1 2.2 2.3 3.1 3.2 3.3 3.4 4.2 4.3 5.2 5.3 6.2 7.4

● 1.3 4.1 5.1 6.4

| $d_1$ Ø mm | $d_2$ Ø mm | $l_2$ mm | $l_1$ mm | z | e-Code |
|---|---|---|---|---|---|
| **8.00** | 10 | 11 | 61 | 3 | **C3248.0** |
| **10.00** | 10 | 13 | 63 | 3 | **C32410.0** |
| **12.00** | 12 | 16 | 73 | 3 | **C32412.0** |
| **14.00** | 12 | 16 | 73 | 3 | **C32414.0** |
| **16.00** | 16 | 19 | 79 | 3 | **C32416.0** |
| **18.00** | 16 | 19 | 79 | 3 | **C32418.0** |

| $d_1$ Ø mm | $d_2$ Ø mm | $l_2$ mm | $l_1$ mm | z | e-Code |
|---|---|---|---|---|---|
| **20.00** | 20 | 22 | 88 | 3 | **C32420.0** |
| **22.00** | 20 | 22 | 88 | 3 | **C32422.0** |
| **25.00** | 25 | 26 | 102 | 3 | **C32425.0** |
| **28.00** | 25 | 26 | 102 | 3 | **C32428.0** |
| **30.00** | 25 | 26 | 102 | 3 | **C32430.0** |

# C905 / C922

- Roughing End Mill - Primax
- Schruppfräser - Primax
- Ruwfrezen - Primax
- Fraises d'ébauche - Primax
- Fresas Gran Desbaste - Primax
- Fresa de Desbaste - Primax

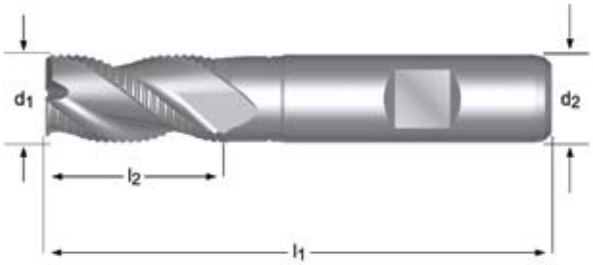


NEW
2008.09

primax

## C905

Roughing profile upgraded to asymmetric style HRA / Schruppverzahnung verbessert auf asymmetrische Form HRA / Ruwvertanding verbeterd tot asymmetrische vorm HRA / Profil d'ébauche amélioré en type HRA asymétrique / Fresa de desbaste mejorada con perfil asimétrico tipo HRA / Perfil de Desbaste melhorado a partir do estilo assimétrico HRA

HRA | HSCo XP | DIN 844 K | DIN 1835 B | k12 | λ 35°

■ 1.4 1.5 2.1 2.3 3.1 3.2 3.3 3.4 4.2 4.3 5.2 5.3 6.2 7.4

● 1.3 1.6 2.2 4.1 5.1 6.4

| $d_1$ Ø mm | $d_2$ Ø mm | $l_2$ mm | $l_1$ mm | z | e-Code |
|---|---|---|---|---|---|
| **6.00** | 6 | 13 | 57 | 3 | **C9056.0** |
| **7.00** | 10 | 16 | 66 | 3 | **C9057.0** |
| **8.00** | 10 | 19 | 69 | 3 | **C9058.0** |
| **9.00** | 10 | 19 | 69 | 3 | **C9059.0** |
| **10.00** | 10 | 22 | 72 | 3 | **C90510.0** |
| **11.00** | 12 | 22 | 79 | 3 | **C90511.0** |
| **12.00** | 12 | 26 | 83 | 3 | **C90512.0** |
| **13.00** | 12 | 26 | 83 | 3 | **C90513.0** |

| $d_1$ Ø mm | $d_2$ Ø mm | $l_2$ mm | $l_1$ mm | z | e-Code |
|---|---|---|---|---|---|
| **14.00** | 12 | 26 | 83 | 3 | **C90514.0** |
| **15.00** | 12 | 26 | 83 | 3 | **C90515.0** |
| **16.00** | 16 | 32 | 92 | 3 | **C90516.0** |
| **18.00** | 16 | 32 | 92 | 3 | **C90518.0** |
| **20.00** | 20 | 38 | 104 | 3 | **C90520.0** |

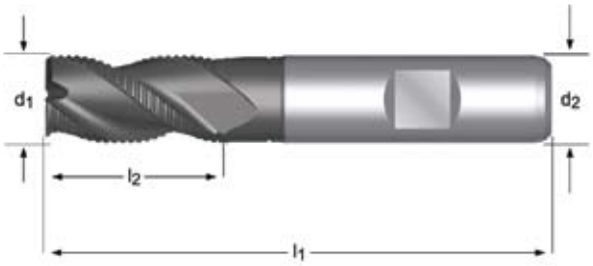


NEW
2008.09

primax

## C922

Roughing profile upgraded to asymmetric style HRA / Schruppverzahnung verbessert auf asymmetrische Form HRA / Ruwvertanding verbeterd tot asymmetrische vorm HRA / Profil d'ébauche amélioré en type HRA asymétrique / Fresa de desbaste mejorada con perfil asimétrico tipo HRA / Perfil de Desbaste melhorado a partir do estilo assimétrico HRA

HRA | HSCo XP | Super G | DIN 844 K | DIN 1835 B | k12 | λ 35°

■ 1.4 1.5 1.6 2.1 2.2 2.3 3.1 3.2 3.3 3.4 4.2 4.3 5.2 5.3 6.2 7.4

● 1.3 4.1 5.1 6.4

| $d_1$ Ø mm | $d_2$ Ø mm | $l_2$ mm | $l_1$ mm | z | e-Code |
|---|---|---|---|---|---|
| **6.00** | 6 | 13 | 57 | 3 | **C9226.0** |
| **7.00** | 10 | 16 | 66 | 3 | **C9227.0** |
| **8.00** | 10 | 19 | 69 | 3 | **C9228.0** |
| **9.00** | 10 | 19 | 69 | 3 | **C9229.0** |
| **10.00** | 10 | 22 | 72 | 3 | **C92210.0** |
| **11.00** | 12 | 22 | 79 | 3 | **C92211.0** |
| **12.00** | 12 | 26 | 83 | 3 | **C92212.0** |
| **13.00** | 12 | 26 | 83 | 3 | **C92213.0** |
| **14.00** | 12 | 26 | 83 | 3 | **C92214.0** |
| **15.00** | 12 | 26 | 83 | 3 | **C92215.0** |
| **16.00** | 16 | 32 | 92 | 3 | **C92216.0** |
| **18.00** | 16 | 32 | 92 | 3 | **C92218.0** |

| $d_1$ Ø mm | $d_2$ Ø mm | $l_2$ mm | $l_1$ mm | z | e-Code |
|---|---|---|---|---|---|
| **20.00** | 20 | 38 | 104 | 3 | **C92220.0** |
| **22.00** | 20 | 38 | 104 | 3 | **C92222.0** |
| **24.00** | 25 | 45 | 121 | 4 | **C92224.0** |
| **25.00** | 25 | 45 | 121 | 4 | **C92225.0** |
| **26.00** | 25 | 45 | 121 | 4 | **C92226.0** |
| **28.00** | 25 | 45 | 121 | 4 | **C92228.0** |
| **30.00** | 25 | 45 | 121 | 4 | **C92230.0** |
| **32.00** | 32 | 53 | 133 | 4 | **C92232.0** |
| **36.00** | 32 | 53 | 133 | 4 | **C92236.0** |
| **40.00** | 40 | 63 | 155 | 4 | **C92240.0** |

# C426 / C428

DORMER

- Roughing End Mill - Primax
- Schruppfräser - Primax
- Ruwfrezen - Primax
- Fraises d'ébauche - Primax
- Fresas Gran Desbaste - Primax
- Fresa de Desbaste - Primax

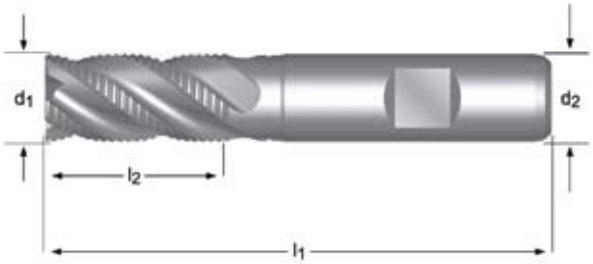


primax

## C426

HRA | HSCo XP | DIN 844 K | DIN 1835 B | k12 | λ 35°

■ 1.4 1.5 2.1 2.3 3.1 3.2 3.3 3.4 4.2 4.3 5.2 5.3 6.2 7.4

● 1.3 1.6 2.2 4.1 5.1 6.4

| $d_1$ Ø mm | $d_2$ Ø mm | $l_2$ mm | $l_1$ mm | z | e-Code |
|---|---|---|---|---|---|
| 6.00 | 6 | 13 | 57 | 4 | C4266.0 |
| 7.00 | 10 | 16 | 66 | 4 | C4267.0 |
| 8.00 | 10 | 19 | 69 | 4 | C4268.0 |
| 9.00 | 10 | 19 | 69 | 4 | C4269.0 |
| 10.00 | 10 | 22 | 72 | 4 | C42610.0 |
| 11.00 | 12 | 22 | 79 | 4 | C42611.0 |
| 12.00 | 12 | 26 | 83 | 4 | C42612.0 |
| 13.00 | 12 | 26 | 83 | 4 | C42613.0 |

| $d_1$ Ø mm | $d_2$ Ø mm | $l_2$ mm | $l_1$ mm | z | e-Code |
|---|---|---|---|---|---|
| 14.00 | 12 | 26 | 83 | 4 | C42614.0 |
| 15.00 | 12 | 26 | 83 | 4 | C42615.0 |
| 16.00 | 16 | 32 | 92 | 4 | C42616.0 |
| 18.00 | 16 | 32 | 92 | 4 | C42618.0 |
| 20.00 | 20 | 38 | 104 | 4 | C42620.0 |




primax

## C428

HRA | HSCo XP | Super G | DIN 844 K | DIN 1835 B | k12 | λ 35°

■ 1.4 1.5 1.6 2.1 2.2 2.3 3.1 3.2 3.3 3.4 4.2 4.3 5.2 5.3 6.2 7.4

● 1.3 4.1 5.1 6.4

| $d_1$ Ø mm | $d_2$ Ø mm | $l_2$ mm | $l_1$ mm | z | e-Code |
|---|---|---|---|---|---|
| 6.00 | 6 | 13 | 57 | 4 | C4286.0 |
| 7.00 | 10 | 16 | 66 | 4 | C4287.0 |
| 8.00 | 10 | 19 | 69 | 4 | C4288.0 |
| 9.00 | 10 | 19 | 69 | 4 | C4289.0 |
| 10.00 | 10 | 22 | 72 | 4 | C42810.0 |
| 11.00 | 12 | 22 | 79 | 4 | C42811.0 |
| 12.00 | 12 | 26 | 83 | 4 | C42812.0 |
| 13.00 | 12 | 26 | 83 | 4 | C42813.0 |
| 14.00 | 12 | 26 | 83 | 4 | C42814.0 |
| 15.00 | 12 | 26 | 83 | 4 | C42815.0 |

| $d_1$ Ø mm | $d_2$ Ø mm | $l_2$ mm | $l_1$ mm | z | e-Code |
|---|---|---|---|---|---|
| 16.00 | 16 | 32 | 92 | 4 | C42816.0 |
| 18.00 | 16 | 32 | 92 | 4 | C42818.0 |
| 20.00 | 20 | 38 | 104 | 4 | C42820.0 |
| 22.00 | 20 | 38 | 104 | 4 | C42822.0 |
| 25.00 | 25 | 45 | 121 | 6 | C42825.0 |
| 28.00 | 25 | 45 | 121 | 6 | C42828.0 |
| 30.00 | 25 | 45 | 121 | 6 | C42830.0 |
| 32.00 | 32 | 53 | 133 | 6 | C42832.0 |
| 36.00 | 32 | 53 | 133 | 6 | C42836.0 |
| 40.00 | 40 | 63 | 155 | 6 | C42840.0 |

# C437 / C436

- Roughing End Mill
- Schruppfräser
- Ruwfrezen
- Fraises d'ébauche
- Fresas Gran Desbaste
- Fresa de Desbaste

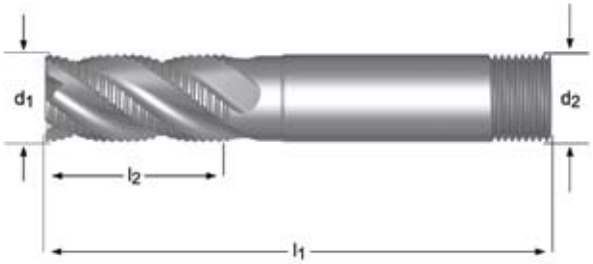


## C437

HR | HSCo XP | DIN 844 K | DIN 1835 D | k12 | λ 35°

■ 1.2 1.3 6.2 6.3

● 1.1 1.4 2.1 3.1 3.2 3.3 3.4 4.1 4.2 5.1 5.2 6.1 7.2 7.3 8.1

| $d_1$ Ø mm | $d_2$ Ø mm | $l_2$ mm | $l_1$ mm | z | e-Code |
|---|---|---|---|---|---|
| 6.00 | 6 | 13 | 57 | 3 | C4376.0 |
| 7.00 | 10 | 16 | 66 | 4 | C4377.0 |
| 8.00 | 10 | 19 | 69 | 4 | C4378.0 |
| 10.00 | 10 | 22 | 72 | 4 | C43710.0 |
| 12.00 | 12 | 26 | 83 | 4 | C43712.0 |
| 14.00 | 12 | 26 | 83 | 4 | C43714.0 |

| $d_1$ Ø mm | $d_2$ Ø mm | $l_2$ mm | $l_1$ mm | z | e-Code |
|---|---|---|---|---|---|
| 16.00 | 16 | 32 | 92 | 4 | C43716.0 |
| 18.00 | 16 | 32 | 92 | 4 | C43718.0 |
| 20.00 | 16 | 38 | 98 | 4 | C43720.0 |
| 20.00 | 20 | 38 | 104 | 4 | C43720.0X20.0 |
| 25.00 | 25 | 45 | 121 | 6 | C43725.0 |
| 30.00 | 25 | 45 | 121 | 6 | C43730.0 |

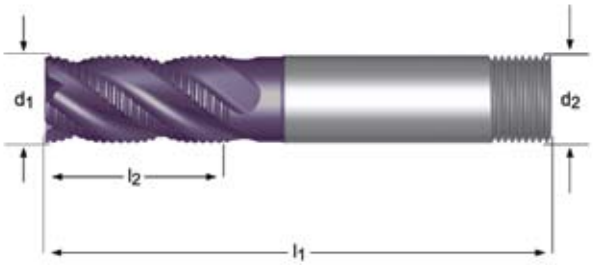


## C436

HR | HSCo XP | TiCN | DIN 844 K | DIN 1835 D | k12 | λ 35°

■ 1.2 1.3 1.4 3.1 3.2 3.3 3.4 4.2 5.2 6.2 6.3

● 1.1 1.5 1.6 2.1 2.3 4.1 4.3 5.1 5.3 6.1 6.4 7.2 7.3 7.4 8.1

| $d_1$ Ø mm | $d_2$ Ø mm | $l_2$ mm | $l_1$ mm | z | e-Code |
|---|---|---|---|---|---|
| 6.00 | 6 | 13 | 57 | 3 | C4366.0 |
| 8.00 | 10 | 19 | 69 | 4 | C4368.0 |
| 10.00 | 10 | 22 | 72 | 4 | C43610.0 |
| 12.00 | 12 | 26 | 83 | 4 | C43612.0 |
| 14.00 | 12 | 26 | 83 | 4 | C43614.0 |
| 16.00 | 16 | 32 | 92 | 4 | C43616.0 |

| $d_1$ Ø mm | $d_2$ Ø mm | $l_2$ mm | $l_1$ mm | z | e-Code |
|---|---|---|---|---|---|
| 18.00 | 16 | 32 | 92 | 4 | C43618.0 |
| 20.00 | 16 | 38 | 98 | 4 | C43620.0 |
| 20.00 | 20 | 38 | 104 | 4 | C43620.0X20.0 |
| 25.00 | 25 | 45 | 121 | 6 | C43625.0 |
| 30.00 | 25 | 45 | 121 | 6 | C43630.0 |

# C491 / C492

DORMER

- Roughing End Mill - Primax
- Schruppfräser - Primax
- Ruwfrezen - Primax
- Fraises d'ébauche - Primax
- Fresas Gran Desbaste - Primax
- Fresa de Desbaste - Primax

NEW
2008.09

primax

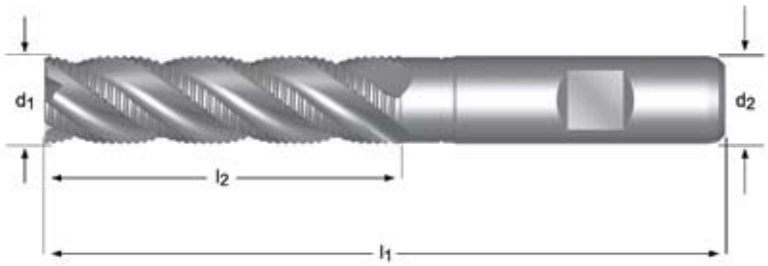


## C491

Roughing profile upgraded to asymmetric style HRA / Schruppverzahnung verbessert auf asymmetrische Form HRA / Ruwvertanding verbeterd tot asymmetrische vorm HRA / Profil d'ébauche amélioré en type HRA asymétrique / Fresa de desbaste mejorada con perfil asimétrico tipo HRA / Perfil de Desbaste melhorado a partir do estilo assimétrico HRA

HRA | HSCo XP | DIN 844 L | DIN 1835 B | k12 | λ 35°

■ 1.3 1.4 1.5 2.1 2.3 3.1 3.2 3.3 3.4 4.2 4.3 5.2 5.3 6.2 7.4

● 1.6 2.2 4.1 5.1 6.4

| $d_1$ Ø mm | $d_2$ Ø mm | $l_2$ mm | $l_1$ mm | z | e-Code |
|---|---|---|---|---|---|
| **6.00** | 6 | 24 | 68 | 3 | **C4916.0** |
| **8.00** | 10 | 38 | 88 | 3 | **C4918.0** |
| **10.00** | 10 | 45 | 95 | 4 | **C49110.0** |
| **12.00** | 12 | 53 | 110 | 4 | **C49112.0** |
| **14.00** | 12 | 53 | 110 | 4 | **C49114.0** |
| **16.00** | 16 | 63 | 123 | 4 | **C49116.0** |

| $d_1$ Ø mm | $d_2$ Ø mm | $l_2$ mm | $l_1$ mm | z | e-Code |
|---|---|---|---|---|---|
| **18.00** | 16 | 63 | 123 | 4 | **C49118.0** |
| **20.00** | 20 | 75 | 141 | 4 | **C49120.0** |
| **22.00** | 20 | 75 | 141 | 4 | **C49122.0** |
| **25.00** | 25 | 90 | 166 | 6 | **C49125.0** |
| **30.00** | 25 | 90 | 166 | 6 | **C49130.0** |

NEW
2008.09

primax




## C492

Roughing profile upgraded to asymmetric style HRA / Schruppverzahnung verbessert auf asymmetrische Form HRA / Ruwvertanding verbeterd tot asymmetrische vorm HRA / Profil d'ébauche amélioré en type HRA asymétrique / Fresa de desbaste mejorada con perfil asimétrico tipo HRA / Perfil de Desbaste melhorado a partir do estilo assimétrico HRA

HRA | HSCo XP | Super G | DIN 844 L | DIN 1835 B | k12 | λ 35°

■ 1.3 1.4 1.5 1.6 2.1 2.2 2.3 3.1 3.2 3.3 3.4 4.2 4.3 5.2 5.3 6.2 7.4

● 4.1 5.1 6.4

| $d_1$ Ø mm | $d_2$ Ø mm | $l_2$ mm | $l_1$ mm | z | e-Code |
|---|---|---|---|---|---|
| **6.00** | 6 | 24 | 68 | 3 | **C4926.0** |
| **8.00** | 10 | 38 | 88 | 3 | **C4928.0** |
| **10.00** | 10 | 45 | 95 | 4 | **C49210.0** |
| **12.00** | 12 | 53 | 110 | 4 | **C49212.0** |
| **14.00** | 12 | 53 | 110 | 4 | **C49214.0** |
| **16.00** | 16 | 63 | 123 | 4 | **C49216.0** |

| $d_1$ Ø mm | $d_2$ Ø mm | $l_2$ mm | $l_1$ mm | z | e-Code |
|---|---|---|---|---|---|
| **18.00** | 16 | 63 | 123 | 4 | **C49218.0** |
| **20.00** | 20 | 75 | 141 | 4 | **C49220.0** |
| **22.00** | 20 | 75 | 141 | 4 | **C49222.0** |
| **25.00** | 25 | 90 | 166 | 6 | **C49225.0** |
| **30.00** | 25 | 90 | 166 | 6 | **C49230.0** |

# C407 / C908

- Roughing End Mill - Primax
- Schruppfräser - Primax
- Ruwfrezen - Primax
- Fraises d'ébauche - Primax
- Fresas Gran Desbaste - Primax
- Fresa de Desbaste - Primax

NEW 2008.09

primax

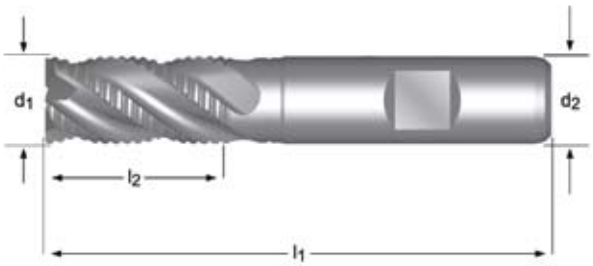


## C407

NRA | HSCo XP | DIN 844 K | DIN 1835 B | k12 | λ 35°

■ 1.2 1.3 1.4 1.5 2.1 2.3 3.1 3.2 3.3 3.4 4.2 4.3 5.2 5.3 6.2

● 1.1 1.6 2.2 4.1 5.1 6.4 7.4

| $d_1$ Ø mm | $d_2$ Ø mm | $l_2$ mm | $l_1$ mm | z | e-Code |
|---|---|---|---|---|---|
| 6.00 | 6 | 13 | 57 | 4 | C4076.0 |
| 7.00 | 10 | 16 | 66 | 4 | C4077.0 |
| 8.00 | 10 | 19 | 69 | 4 | C4078.0 |
| 9.00 | 10 | 19 | 69 | 4 | C4079.0 |
| 10.00 | 10 | 22 | 72 | 4 | C40710.0 |
| 11.00 | 12 | 22 | 79 | 4 | C40711.0 |
| 12.00 | 12 | 26 | 83 | 4 | C40712.0 |
| 13.00 | 12 | 26 | 83 | 4 | C40713.0 |
| 14.00 | 12 | 26 | 83 | 4 | C40714.0 |
| 15.00 | 12 | 26 | 83 | 4 | C40715.0 |

| $d_1$ Ø mm | $d_2$ Ø mm | $l_2$ mm | $l_1$ mm | z | e-Code |
|---|---|---|---|---|---|
| 16.00 | 16 | 32 | 92 | 4 | C40716.0 |
| 18.00 | 16 | 32 | 92 | 4 | C40718.0 |
| 20.00 | 20 | 38 | 104 | 4 | C40720.0 |
| 22.00 | 20 | 38 | 104 | 4 | C40722.0 |
| 25.00 | 25 | 45 | 121 | 5 | C40725.0 |
| 28.00 | 25 | 45 | 121 | 5 | C40728.0 |
| 30.00 | 25 | 45 | 121 | 5 | C40730.0 |
| 32.00 | 32 | 53 | 133 | 6 | C40732.0 |
| 40.00 | 40 | 63 | 155 | 6 | C40740.0 |

NEW 2008.09

primax




## C908

NRA | HSCo XP | Super G | DIN 844 K | DIN 1835 B | k12 | λ 35°

■ 1.3 1.4 1.5 2.1 2.2 2.3 3.1 3.2 3.3 3.4 4.2 4.3 5.2 5.3 6.2

● 1.6 4.1 5.1 6.4 7.4

| $d_1$ Ø mm | $d_2$ Ø mm | $l_2$ mm | $l_1$ mm | z | e-Code |
|---|---|---|---|---|---|
| 6.00 | 6 | 13 | 57 | 4 | C9086.0 |
| 7.00 | 10 | 16 | 66 | 4 | C9087.0 |
| 8.00 | 10 | 19 | 69 | 4 | C9088.0 |
| 9.00 | 10 | 19 | 69 | 4 | C9089.0 |
| 10.00 | 10 | 22 | 72 | 4 | C90810.0 |
| 11.00 | 12 | 22 | 79 | 4 | C90811.0 |
| 12.00 | 12 | 26 | 83 | 4 | C90812.0 |
| 13.00 | 12 | 26 | 83 | 4 | C90813.0 |
| 14.00 | 12 | 26 | 83 | 4 | C90814.0 |
| 15.00 | 12 | 26 | 83 | 4 | C90815.0 |

| $d_1$ Ø mm | $d_2$ Ø mm | $l_2$ mm | $l_1$ mm | z | e-Code |
|---|---|---|---|---|---|
| 16.00 | 16 | 32 | 92 | 4 | C90816.0 |
| 18.00 | 16 | 32 | 92 | 4 | C90818.0 |
| 20.00 | 20 | 38 | 104 | 4 | C90820.0 |
| 22.00 | 20 | 38 | 104 | 4 | C90822.0 |
| 25.00 | 25 | 45 | 121 | 6 | C90825.0 |
| 28.00 | 25 | 45 | 121 | 6 | C90828.0 |
| 30.00 | 25 | 45 | 121 | 6 | C90830.0 |
| 32.00 | 32 | 53 | 133 | 6 | C90832.0 |
| 36.00 | 32 | 53 | 133 | 6 | C90836.0 |
| 40.00 | 40 | 63 | 155 | 6 | C90840.0 |

# C493

DORMER

- Roughing End Mill - Primax
- Schruppfräser - Primax
- Ruwfrezen - Primax
- Fraises d'ébauche - Primax
- Fresas Gran Desbaste - Primax
- Fresa de Desbaste - Primax

NEW
2008.09

primax

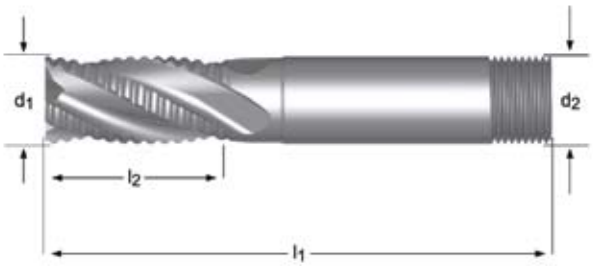


## C493

■ 1.2 1.3 6.2 6.3

● 1.1 1.4 2.1 3.1 3.2 3.3 3.4 4.1 4.2 5.1 5.2 6.1 7.2 7.3 8.1

| $d_1$ Ø mm | $d_2$ Ø mm | $l_2$ mm | $l_1$ mm | z | e-Code |
|---|---|---|---|---|---|
| **8.00** | 10 | 19 | 69 | 4 | **C4938.0** |
| **10.00** | 10 | 22 | 72 | 4 | **C49310.0** |
| **12.00** | 12 | 26 | 83 | 4 | **C49312.0** |
| **14.00** | 12 | 26 | 83 | 4 | **C49314.0** |
| **16.00** | 16 | 32 | 92 | 4 | **C49316.0** |
| **18.00** | 16 | 32 | 92 | 4 | **C49318.0** |

| $d_1$ Ø mm | $d_2$ Ø mm | $l_2$ mm | $l_1$ mm | z | e-Code |
|---|---|---|---|---|---|
| **20.00** | 20 | 38 | 104 | 4 | **C49320.0X20.0** |
| **22.00** | 20 | 38 | 104 | 4 | **C49322.0X20.0** |
| **25.00** | 25 | 45 | 121 | 5 | **C49325.0** |
| **30.00** | 25 | 45 | 121 | 5 | **C49330.0** |
| **32.00** | 32 | 53 | 133 | 6 | **C49332.0** |

# C475

- Roughing End Mill
- Schruppfräser
- Ruwfrezen
- Fraises d'ébauche
- Fresas Gran Desbaste
- Fresa de Desbaste




## C475

■ 1.2 1.3 6.2 6.3

● 1.1 1.4 2.1 3.1 3.2 3.3 3.4 4.1 4.2 5.1 5.2 6.1 7.2 7.3 8.1

| $d_1$ Ø mm | $l_2$ mm | $l_1$ mm | MK | z | e-Code |
|---|---|---|---|---|---|
| **14.00** | 26 | 111 | 2 | 4 | **C47514.0** |
| **16.00** | 32 | 117 | 2 | 4 | **C47516.0** |
| **18.00** | 32 | 117 | 2 | 4 | **C47518.0** |
| **20.00** | 38 | 123 | 2 | 4 | **C47520.0** |
| **22.00** | 38 | 123 | 2 | 4 | **C47522.0** |
| **24.00** | 45 | 147 | 3 | 4 | **C47524.0** |
| **25.00** | 45 | 147 | 3 | 5 | **C47525.0** |
| **26.00** | 45 | 147 | 3 | 5 | **C47526.0** |
| **28.00** | 45 | 147 | 3 | 5 | **C47528.0** |
| **30.00** | 45 | 147 | 3 | 5 | **C47530.0** |

| $d_1$ Ø mm | $l_2$ mm | $l_1$ mm | MK | z | e-Code |
|---|---|---|---|---|---|
| **32.00** | 53 | 178 | 4 | 6 | **C47532.0** |
| **34.00** | 53 | 178 | 4 | 6 | **C47534.0** |
| **36.00** | 53 | 178 | 4 | 6 | **C47536.0** |
| **38.00** | 63 | 188 | 4 | 6 | **C47538.0** |
| **40.00** | 63 | 188 | 4 | 6 | **C47540.0** |
| **45.00** | 63 | 188 | 4 | 6 | **C47545.0** |
| **50.00** | 75 | 233 | 5 | 6 | **C47550.0** |

# C944 / C948

DORMER

- Roughing End Mill - Primax
- Schruppfräser - Primax
- Ruwfrezen - Primax
- Fraises d'ébauche - Primax
- Fresas Gran Desbaste - Primax
- Fresa de Desbaste - Primax

NEW 2008.09

primax

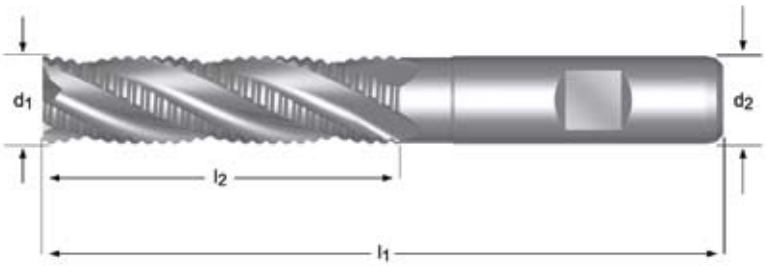


## C944

NRA | HSCo XP | DIN 844 L | DIN 1835 B | k12 | λ 35°

■ 1.3 1.4 1.5 2.1 2.3 3.1 3.2 3.3 3.4 4.2 4.3 5.2 5.3 6.2 7.4

● 1.6 2.2 4.1 5.1 6.4

| $d_1$ Ø mm | $d_2$ Ø mm | $l_2$ mm | $l_1$ mm | z | e-Code |
|---|---|---|---|---|---|
| 6.00 | 6 | 24 | 68 | 4 | C9446.0 |
| 8.00 | 10 | 38 | 88 | 4 | C9448.0 |
| 10.00 | 10 | 45 | 95 | 4 | C94410.0 |
| 12.00 | 12 | 53 | 110 | 4 | C94412.0 |
| 14.00 | 12 | 53 | 110 | 4 | C94414.0 |
| 16.00 | 16 | 63 | 123 | 4 | C94416.0 |
| 18.00 | 16 | 63 | 123 | 4 | C94418.0 |
| 20.00 | 20 | 75 | 141 | 4 | C94420.0 |

| $d_1$ Ø mm | $d_2$ Ø mm | $l_2$ mm | $l_1$ mm | z | e-Code |
|---|---|---|---|---|---|
| 22.00 | 20 | 75 | 141 | 4 | C94422.0 |
| 25.00 | 25 | 90 | 166 | 6 | C94425.0 |
| 30.00 | 25 | 90 | 166 | 6 | C94430.0 |
| 32.00 | 32 | 106 | 186 | 6 | C94432.0 |
| 40.00 | 40 | 125 | 217 | 6 | C94440.0 [1] |
| 50.00 | 50 | 150 | 252 | 6 | C94450.0 [1] |

NEW 2008.09

primax

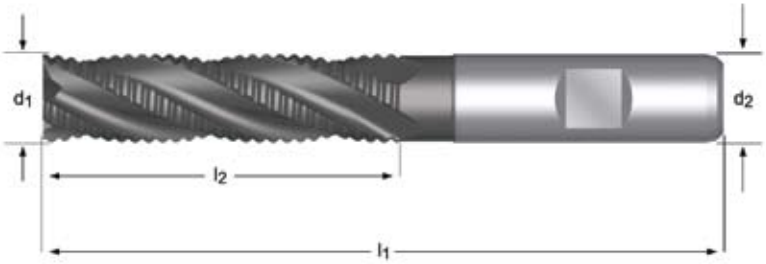


## C948

NRA | HSCo XP | Super G | DIN 844 L | DIN 1835 B | k12 | λ 35°

■ 1.3 1.4 1.5 1.6 2.1 2.2 2.3 3.1 3.2 3.3 3.4 4.2 4.3 5.2 5.3 6.2 7.4

● 4.1 5.1 6.4

| $d_1$ Ø mm | $d_2$ Ø mm | $l_2$ mm | $l_1$ mm | z | e-Code |
|---|---|---|---|---|---|
| 6.00 | 6 | 24 | 68 | 4 | C9486.0 |
| 8.00 | 10 | 38 | 88 | 4 | C9488.0 |
| 10.00 | 10 | 45 | 95 | 4 | C94810.0 |
| 12.00 | 12 | 53 | 110 | 4 | C94812.0 |
| 14.00 | 12 | 53 | 110 | 4 | C94814.0 |
| 16.00 | 16 | 63 | 123 | 4 | C94816.0 |

| $d_1$ Ø mm | $d_2$ Ø mm | $l_2$ mm | $l_1$ mm | z | e-Code |
|---|---|---|---|---|---|
| 18.00 | 16 | 63 | 123 | 4 | C94818.0 |
| 20.00 | 20 | 75 | 141 | 4 | C94820.0 |
| 25.00 | 25 | 90 | 166 | 6 | C94825.0 |
| 30.00 | 25 | 90 | 166 | 6 | C94830.0 |
| 32.00 | 32 | 106 | 186 | 6 | C94832.0 |

[1] HSCo

# C477

- Roughing End Mill
- Schruppfräser
- Ruwfrezen
- Fraises d'ébauche
- Fresas Gran Desbaste
- Fresa de Desbaste




C477

■ 1.2 1.3 6.2 6.3

● 1.1 1.4 2.1 3.1 3.2 3.3 3.4 4.1 4.2 5.1 5.2 6.1 7.2 7.3 8.1

| $d_1$ Ø mm | $l_2$ mm | $l_1$ mm | MK | z | e-Code |
|---|---|---|---|---|---|
| **16.00** | 63 | 148 | 2 | 4 | **C47716.0** |
| **20.00** | 75 | 160 | 2 | 4 | **C47720.0** |
| **25.00** | 90 | 192 | 3 | 5 | **C47725.0** |
| **30.00** | 90 | 192 | 3 | 5 | **C47730.0** |

| $d_1$ Ø mm | $l_2$ mm | $l_1$ mm | MK | z | e-Code |
|---|---|---|---|---|---|
| **36.00** | 106 | 231 | 4 | 6 | **C47736.0** |
| **40.00** | 125 | 250 | 4 | 6 | **C47740.0** |

# C921

- Roughing End Mill - Primax
- Schruppfräser - Primax
- Ruwfrezen - Primax
- Fraises d'ébauche - Primax
- Fresas Gran Desbaste - Primax
- Fresa de Desbaste - Primax




## C921

■ 1.3 1.4 1.5 1.6 2.1 2.2 2.3 3.1 3.2 3.3 3.4 4.2 4.3 5.2 5.3 6.2 7.4

● 4.1 5.1 6.4

| $d_1$ Ø mm | $d_2$ Ø mm | $l_2$ mm | $l_1$ mm | z | e-Code |
|---|---|---|---|---|---|
| **6.00** | 6 | 13 | 57 | 3 | **C9216.0** |
| **8.00** | 10 | 19 | 69 | 4 | **C9218.0** |
| **10.00** | 10 | 22 | 72 | 4 | **C92110.0** |
| **12.00** | 12 | 26 | 83 | 4 | **C92112.0** |
| **14.00** | 12 | 26 | 83 | 4 | **C92114.0** |
| **16.00** | 16 | 32 | 92 | 4 | **C92116.0** |
| **18.00** | 16 | 32 | 92 | 4 | **C92118.0** |
| **20.00** | 20 | 38 | 104 | 4 | **C92120.0** |

| $d_1$ Ø mm | $d_2$ Ø mm | $l_2$ mm | $l_1$ mm | z | e-Code |
|---|---|---|---|---|---|
| **22.00** | 20 | 38 | 104 | 5 | **C92122.0** |
| **25.00** | 25 | 45 | 121 | 5 | **C92125.0** |
| **28.00** | 25 | 45 | 121 | 6 | **C92128.0** |
| **30.00** | 25 | 45 | 121 | 6 | **C92130.0** |
| **32.00** | 32 | 53 | 133 | 6 | **C92132.0** |

# C424 / C929

- Roughing End Mill
- Schruppfräser
- Ruwfrezen
- Fraises d'ébauche
- Fresas Gran Desbaste
- Fresa de Desbaste

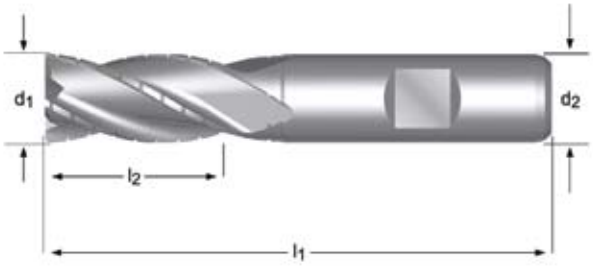


## C424

FS | HSCo XP | DIN 844 K | DIN 1835 B | k10 | λ 30°

■ 1.1 1.2 1.3 4.1 5.1 6.1 6.2 6.3

● 1.4 2.1 3.1 3.2 3.3 3.4 4.2 5.2 7.1 7.2 7.3 8.1

| $d_1$ Ø mm | $d_2$ Ø mm | $l_2$ mm | $l_1$ mm | z | e-Code |
|---|---|---|---|---|---|
| 6.00 | 6 | 13 | 57 | 4 | C4246.0 |
| 7.00 | 10 | 16 | 66 | 4 | C4247.0 |
| 8.00 | 10 | 19 | 69 | 4 | C4248.0 |
| 9.00 | 10 | 19 | 69 | 4 | C4249.0 |
| 10.00 | 10 | 22 | 72 | 4 | C42410.0 |
| 11.00 | 12 | 22 | 79 | 4 | C42411.0 |
| 12.00 | 12 | 26 | 83 | 4 | C42412.0 |
| 13.00 | 12 | 26 | 83 | 4 | C42413.0 |
| 14.00 | 12 | 26 | 83 | 4 | C42414.0 |
| 15.00 | 12 | 26 | 83 | 4 | C42415.0 |

| $d_1$ Ø mm | $d_2$ Ø mm | $l_2$ mm | $l_1$ mm | z | e-Code |
|---|---|---|---|---|---|
| 16.00 | 16 | 32 | 92 | 4 | C42416.0 |
| 18.00 | 16 | 32 | 92 | 4 | C42418.0 |
| 20.00 | 20 | 38 | 104 | 4 | C42420.0 |
| 22.00 | 20 | 38 | 104 | 5 | C42422.0 |
| 25.00 | 25 | 45 | 121 | 5 | C42425.0 |
| 28.00 | 25 | 45 | 121 | 6 | C42428.0 |
| 30.00 | 25 | 45 | 121 | 6 | C42430.0 |

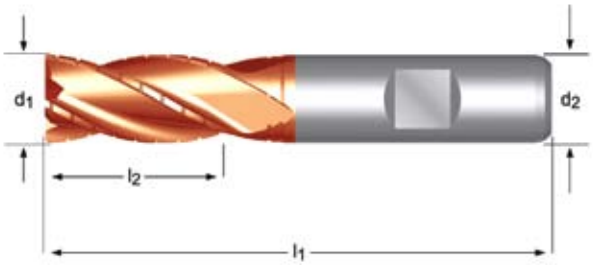


## C929

FS | HSCo XP | Super R | DIN 844 K | DIN 1835 B | k10 | λ 30°

■ 1.1 1.2 1.3 3.1 3.2 3.3 3.4 4.1 4.2 5.1 5.2 6.1 6.2 6.3

● 1.4 1.5 1.6 2.1 2.3 4.3 5.3 6.4 7.1 7.2 7.3 7.4 8.1

| $d_1$ Ø mm | $d_2$ Ø mm | $l_2$ mm | $l_1$ mm | z | e-Code |
|---|---|---|---|---|---|
| 6.00 | 6 | 13 | 57 | 4 | C9296.0 |
| 7.00 | 10 | 16 | 66 | 4 | C9297.0 |
| 8.00 | 10 | 19 | 69 | 4 | C9298.0 |
| 9.00 | 10 | 19 | 69 | 4 | C9299.0 |
| 10.00 | 10 | 22 | 72 | 4 | C92910.0 |
| 11.00 | 12 | 22 | 79 | 4 | C92911.0 |
| 12.00 | 12 | 26 | 83 | 4 | C92912.0 |
| 13.00 | 12 | 26 | 83 | 4 | C92913.0 |
| 14.00 | 12 | 26 | 83 | 4 | C92914.0 |
| 15.00 | 12 | 26 | 83 | 4 | C92915.0 |

| $d_1$ Ø mm | $d_2$ Ø mm | $l_2$ mm | $l_1$ mm | z | e-Code |
|---|---|---|---|---|---|
| 16.00 | 16 | 32 | 92 | 4 | C92916.0 |
| 18.00 | 16 | 32 | 92 | 4 | C92918.0 |
| 20.00 | 20 | 38 | 104 | 4 | C92920.0 |
| 22.00 | 20 | 38 | 104 | 5 | C92922.0 |
| 25.00 | 25 | 45 | 121 | 5 | C92925.0 |
| 28.00 | 25 | 45 | 121 | 6 | C92928.0 |
| 30.00 | 25 | 45 | 121 | 6 | C92930.0 |

# C439

- Roughing End Mill
- Schruppfräser
- Ruwfrezen
- Fraises d'ébauche
- Fresas Gran Desbaste
- Fresa de Desbaste




C439

■ 1.1 1.2 1.3 4.1 5.1 6.1 6.2 6.3

● 1.4 2.1 3.1 3.2 3.3 3.4 4.2 5.2 7.1 7.2 7.3 8.1

| $d_1$ Ø mm | $d_2$ Ø mm | $l_2$ mm | $l_1$ mm | z | e-Code |
|---|---|---|---|---|---|
| **6.00** | 6 | 24 | 68 | 4 | **C4396.0** |
| **7.00** | 10 | 30 | 80 | 4 | **C4397.0** |
| **8.00** | 10 | 38 | 88 | 4 | **C4398.0** |
| **9.00** | 10 | 38 | 88 | 4 | **C4399.0** |
| **10.00** | 10 | 45 | 95 | 4 | **C43910.0** |
| **11.00** | 12 | 45 | 102 | 4 | **C43911.0** |
| **12.00** | 12 | 53 | 110 | 4 | **C43912.0** |
| **13.00** | 12 | 53 | 110 | 4 | **C43913.0** |
| **14.00** | 12 | 53 | 110 | 4 | **C43914.0** |
| **15.00** | 12 | 53 | 110 | 4 | **C43915.0** |

| $d_1$ Ø mm | $d_2$ Ø mm | $l_2$ mm | $l_1$ mm | z | e-Code |
|---|---|---|---|---|---|
| **16.00** | 16 | 63 | 123 | 4 | **C43916.0** |
| **18.00** | 16 | 63 | 123 | 4 | **C43918.0** |
| **20.00** | 20 | 75 | 141 | 4 | **C43920.0** |
| **22.00** | 20 | 75 | 141 | 5 | **C43922.0** |
| **25.00** | 25 | 90 | 166 | 5 | **C43925.0** |
| **28.00** | 25 | 90 | 166 | 6 | **C43928.0** |
| **30.00** | 25 | 90 | 166 | 6 | **C43930.0** |

# C400 / C413

- Roughing End Mill
- Schruppfräser
- Ruwfrezen
- Fraises d'ébauche
- Fresas Gran Desbaste
- Fresa de Desbaste

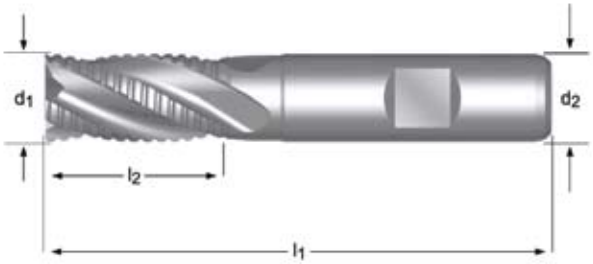


## C400

NF | HSCo | DIN 844 K | DIN 1835 B | k12 | λ 30°

■ 1.2 1.3 6.2 6.3

● 1.1 1.4 2.1 3.1 3.2 3.3 3.4 4.1 4.2 5.1 5.2 6.1 7.2 7.3 8.1

| $d_1$ Ø mm | $d_2$ Ø mm | $l_2$ mm | $l_1$ mm | z | e-Code |
|---|---|---|---|---|---|
| 6.00 | 6 | 13 | 57 | 4 | C4006.0 |
| 7.00 | 10 | 16 | 66 | 4 | C4007.0 |
| 8.00 | 10 | 19 | 69 | 4 | C4008.0 |
| 9.00 | 10 | 19 | 69 | 4 | C4009.0 |
| 10.00 | 10 | 22 | 72 | 4 | C40010.0 |
| 11.00 | 12 | 22 | 79 | 4 | C40011.0 |
| 12.00 | 12 | 26 | 83 | 4 | C40012.0 |
| 13.00 | 12 | 26 | 83 | 4 | C40013.0 |
| 14.00 | 12 | 26 | 83 | 4 | C40014.0 |
| 15.00 | 12 | 26 | 83 | 4 | C40015.0 |
| 16.00 | 16 | 32 | 92 | 4 | C40016.0 |
| 18.00 | 16 | 32 | 92 | 4 | C40018.0 |

| $d_1$ Ø mm | $d_2$ Ø mm | $l_2$ mm | $l_1$ mm | z | e-Code |
|---|---|---|---|---|---|
| 20.00 | 20 | 38 | 104 | 4 | C40020.0 |
| 22.00 | 20 | 38 | 104 | 4 | C40022.0 |
| 24.00 | 25 | 45 | 121 | 4 | C40024.0 |
| 25.00 | 25 | 45 | 121 | 5 | C40025.0 |
| 26.00 | 25 | 45 | 121 | 5 | C40026.0 |
| 28.00 | 25 | 45 | 121 | 5 | C40028.0 |
| 30.00 | 25 | 45 | 121 | 5 | C40030.0 |
| 32.00 | 32 | 53 | 133 | 6 | C40032.0 |
| 36.00 | 32 | 53 | 133 | 6 | C40036.0 |
| 40.00 | 40 | 63 | 155 | 6 | C40040.0 |
| 50.00 | 50 | 75 | 177 | 6 | C40050.0 |




## C413

NF | HSCo | TiCN | DIN 844 K | DIN 1835 B | k12 | λ 30°

■ 1.2 1.3 1.4 3.1 3.2 3.3 3.4 4.2 5.2 6.2 6.3

● 1.1 1.5 1.6 2.1 2.3 4.1 4.3 5.1 5.3 6.1 6.4 7.2 7.3 7.4 8.1

| $d_1$ Ø mm | $d_2$ Ø mm | $l_2$ mm | $l_1$ mm | z | e-Code |
|---|---|---|---|---|---|
| 6.00 | 6 | 13 | 57 | 4 | C4136.0 |
| 8.00 | 10 | 19 | 69 | 4 | C4138.0 |
| 10.00 | 10 | 22 | 72 | 4 | C41310.0 |
| 12.00 | 12 | 26 | 83 | 4 | C41312.0 |
| 14.00 | 12 | 26 | 83 | 4 | C41314.0 |
| 16.00 | 16 | 32 | 92 | 4 | C41316.0 |
| 18.00 | 16 | 32 | 92 | 4 | C41318.0 |
| 20.00 | 20 | 38 | 104 | 4 | C41320.0 |

| $d_1$ Ø mm | $d_2$ Ø mm | $l_2$ mm | $l_1$ mm | z | e-Code |
|---|---|---|---|---|---|
| 22.00 | 20 | 38 | 104 | 4 | C41322.0 |
| 25.00 | 25 | 45 | 121 | 5 | C41325.0 |
| 28.00 | 25 | 45 | 121 | 5 | C41328.0 |
| 30.00 | 25 | 45 | 121 | 5 | C41330.0 |
| 32.00 | 32 | 53 | 133 | 6 | C41332.0 |

# C460

- Roughing End Mill
- Schruppfräser
- Ruwfrezen
- Fraises d'ébauche
- Fresas Gran Desbaste
- Fresa de Desbaste

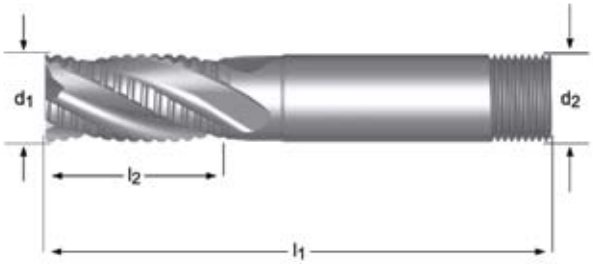


## C460

■ 1.2 1.3 6.2 6.3

● 1.1 1.4 2.1 3.1 3.2 3.3 3.4 4.1 4.2 5.1 5.2 6.1 7.2 7.3 8.1

| $d_1$ Ø mm | $d_2$ Ø mm | $l_2$ mm | $l_1$ mm | z | e-Code |
|---|---|---|---|---|---|
| **6.00** | 6 | 13 | 57 | 4 | **C4606.0** |
| **8.00** | 10 | 19 | 69 | 4 | **C4608.0** |
| **10.00** | 10 | 22 | 72 | 4 | **C46010.0** |
| **12.00** | 12 | 26 | 83 | 4 | **C46012.0** |
| **14.00** | 12 | 26 | 83 | 4 | **C46014.0** |
| **16.00** | 16 | 32 | 92 | 4 | **C46016.0** |
| **18.00** | 16 | 32 | 92 | 4 | **C46018.0** |
| **20.00** | 16 | 38 | 98 | 4 | **C46020.0** |

| $d_1$ Ø mm | $d_2$ Ø mm | $l_2$ mm | $l_1$ mm | z | e-Code |
|---|---|---|---|---|---|
| **20.00** | 20 | 38 | 104 | 4 | **C46020.0X20.0** |
| **25.00** | 25 | 45 | 121 | 5 | **C46025.0** |
| **30.00** | 25 | 45 | 121 | 5 | **C46030.0** |
| **32.00** | 32 | 53 | 133 | 6 | **C46032.0** |
| **40.00** | 40 | 63 | 155 | 6 | **C46040.0** |
| **50.00** | 50 | 75 | 177 | 6 | **C46050.0** |

# C403 / C429

- Roughing End Mill
- Schruppfräser
- Ruwfrezen
- Fraises d'ébauche
- Fresas Gran Desbaste
- Fresa de Desbaste

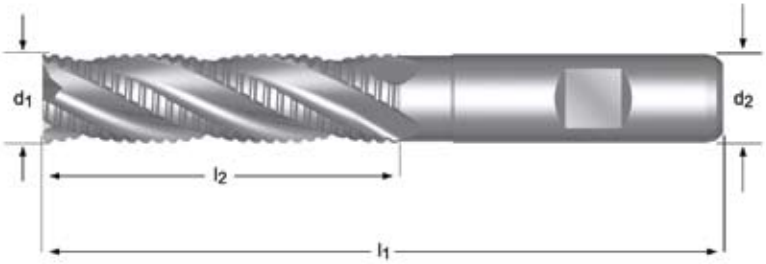


## C403

NF | HSCo | DIN 844 L | DIN 1835 B | k12 | λ 30°

■ 1.2 1.3 6.2 6.3

● 1.1 1.4 2.1 3.1 3.2 3.3 3.4 4.1 4.2 5.1 5.2 6.1 7.2 7.3 8.1

| $d_1$ Ø mm | $d_2$ Ø mm | $l_2$ mm | $l_1$ mm | z | e-Code |
|---|---|---|---|---|---|
| **10.00** | 10 | 45 | 95 | 4 | **C40310.0** |
| **12.00** | 12 | 53 | 110 | 4 | **C40312.0** |
| **14.00** | 12 | 53 | 110 | 4 | **C40314.0** |
| **16.00** | 16 | 63 | 123 | 4 | **C40316.0** |
| **18.00** | 16 | 63 | 123 | 4 | **C40318.0** |
| **20.00** | 20 | 75 | 141 | 4 | **C40320.0** |
| **22.00** | 20 | 75 | 141 | 4 | **C40322.0** |
| **25.00** | 25 | 90 | 166 | 5 | **C40325.0** |

| $d_1$ Ø mm | $d_2$ Ø mm | $l_2$ mm | $l_1$ mm | z | e-Code |
|---|---|---|---|---|---|
| **28.00** | 25 | 90 | 166 | 5 | **C40328.0** |
| **30.00** | 25 | 90 | 166 | 5 | **C40330.0** |
| **32.00** | 32 | 106 | 186 | 6 | **C40332.0** |
| **36.00** | 32 | 106 | 186 | 6 | **C40336.0** |
| **40.00** | 40 | 125 | 217 | 6 | **C40340.0** |
| **45.00** | 40 | 125 | 217 | 6 | **C40345.0** |
| **50.00** | 50 | 150 | 252 | 6 | **C40350.0** |




## C429

NF | HSCo | TiCN | DIN 844 L | DIN 1835 B | k12 | λ 30°

■ 1.2 1.3 1.4 3.1 3.2 3.3 3.4 4.2 5.2 6.2 6.3

● 1.1 1.5 1.6 2.1 2.3 4.1 4.3 5.1 5.3 6.1 6.4 7.2 7.3 7.4 8.1

| $d_1$ Ø mm | $d_2$ Ø mm | $l_2$ mm | $l_1$ mm | z | e-Code |
|---|---|---|---|---|---|
| **10.00** | 10 | 45 | 95 | 4 | **C42910.0** |
| **12.00** | 12 | 53 | 110 | 4 | **C42912.0** |
| **14.00** | 12 | 53 | 110 | 4 | **C42914.0** |
| **16.00** | 16 | 63 | 123 | 4 | **C42916.0** |
| **18.00** | 16 | 63 | 123 | 4 | **C42918.0** |
| **20.00** | 20 | 75 | 141 | 4 | **C42920.0** |

| $d_1$ Ø mm | $d_2$ Ø mm | $l_2$ mm | $l_1$ mm | z | e-Code |
|---|---|---|---|---|---|
| **25.00** | 25 | 90 | 166 | 5 | **C42925.0** |
| **28.00** | 25 | 90 | 166 | 5 | **C42928.0** |
| **30.00** | 25 | 90 | 166 | 5 | **C42930.0** |
| **32.00** | 32 | 106 | 186 | 6 | **C42932.0** |

# C500 / C503

DORMER

- Ball-Nosed Slot Drill
- Radius - Kopierfräser
- Radiusfrezen
- Fraises de finition bout hémisphérique
- Fresas con punta esferica
- Fresa Topo Esférico

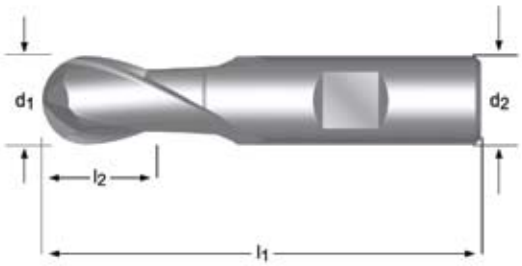


## C500

■ 1.1 1.2 4.1 5.1 6.1 6.2 6.3

● 1.3 1.4 2.1 3.1 3.2 3.3 3.4 4.2 5.2 7.1 7.2 7.3 8.1

| $d_1$ Ø mm | R | $d_2$ Ø mm | $l_2$ mm | $l_1$ mm | z | e-Code |
|---|---|---|---|---|---|---|
| 2.00 | 1.0 | 6 | 4 | 48 | 2 | C5002.0 |
| 3.00 | 1.5 | 6 | 5 | 49 | 2 | C5003.0 |
| 4.00 | 2.0 | 6 | 7 | 51 | 2 | C5004.0 |
| 5.00 | 2.5 | 6 | 8 | 52 | 2 | C5005.0 |
| 6.00 | 3.0 | 6 | 8 | 52 | 2 | C5006.0 |
| 7.00 | 3.5 | 10 | 10 | 60 | 2 | C5007.0 |
| 8.00 | 4.0 | 10 | 11 | 61 | 2 | C5008.0 |
| 9.00 | 4.5 | 10 | 11 | 61 | 2 | C5009.0 |
| 10.00 | 5.0 | 10 | 13 | 63 | 2 | C50010.0 |
| 11.00 | 5.5 | 12 | 13 | 70 | 2 | C50011.0 |

| $d_1$ Ø mm | R | $d_2$ Ø mm | $l_2$ mm | $l_1$ mm | z | e-Code |
|---|---|---|---|---|---|---|
| 12.00 | 6.0 | 12 | 16 | 73 | 2 | C50012.0 |
| 13.00 | 6.5 | 12 | 16 | 73 | 2 | C50013.0 |
| 14.00 | 7.0 | 12 | 16 | 73 | 2 | C50014.0 |
| 15.00 | 7.5 | 12 | 16 | 73 | 2 | C50015.0 |
| 16.00 | 8.0 | 16 | 19 | 79 | 2 | C50016.0 |
| 18.00 | 9.0 | 16 | 19 | 79 | 2 | C50018.0 |
| 20.00 | 10.0 | 20 | 22 | 88 | 2 | C50020.0 |
| 25.00 | 12.5 | 25 | 26 | 102 | 2 | C50025.0 |

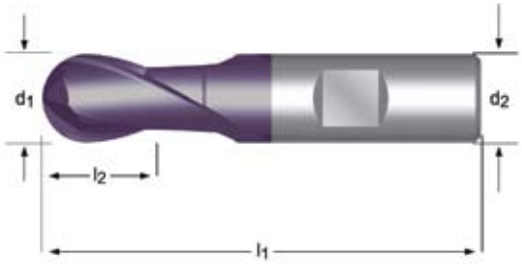


## C503

■ 1.1 1.2 1.3 1.4 3.1 3.2 3.3 3.4 4.1 4.2 5.1 5.2 6.1 6.2 6.3

● 1.5 1.6 2.1 2.3 4.3 5.3 6.4 7.1 7.2 7.3 7.4 8.1

| $d_1$ Ø mm | R | $d_2$ Ø mm | $l_2$ mm | $l_1$ mm | z | e-Code |
|---|---|---|---|---|---|---|
| 2.00 | 1.0 | 6 | 4 | 48 | 2 | C5032.0 |
| 3.00 | 1.5 | 6 | 5 | 49 | 2 | C5033.0 |
| 4.00 | 2.0 | 6 | 7 | 51 | 2 | C5034.0 |
| 5.00 | 2.5 | 6 | 8 | 52 | 2 | C5035.0 |
| 6.00 | 3.0 | 6 | 8 | 52 | 2 | C5036.0 |
| 7.00 | 3.5 | 10 | 10 | 60 | 2 | C5037.0 |
| 8.00 | 4.0 | 10 | 11 | 61 | 2 | C5038.0 |
| 9.00 | 4.5 | 10 | 11 | 61 | 2 | C5039.0 |
| 10.00 | 5.0 | 10 | 13 | 63 | 2 | C50310.0 |
| 11.00 | 5.5 | 12 | 13 | 70 | 2 | C50311.0 |

| $d_1$ Ø mm | R | $d_2$ Ø mm | $l_2$ mm | $l_1$ mm | z | e-Code |
|---|---|---|---|---|---|---|
| 12.00 | 6.0 | 12 | 16 | 73 | 2 | C50312.0 |
| 13.00 | 6.5 | 12 | 16 | 73 | 2 | C50313.0 |
| 14.00 | 7.0 | 12 | 16 | 73 | 2 | C50314.0 |
| 15.00 | 7.5 | 12 | 16 | 73 | 2 | C50315.0 |
| 16.00 | 8.0 | 16 | 19 | 79 | 2 | C50316.0 |
| 18.00 | 9.0 | 16 | 19 | 79 | 2 | C50318.0 |
| 20.00 | 10.0 | 20 | 22 | 88 | 2 | C50320.0 |
| 25.00 | 12.5 | 25 | 26 | 102 | 2 | C50325.0 |

# C530

- Ball-Nosed Slot Drill
- Radius - Kopierfräser
- Radiusfrezen
- Fraises de finition bout hémisphérique
- Fresas con punta esferica
- Fresa Topo Esférico




C530

■ 1.1 1.2

● 1.3 3.1 3.2 3.3 4.1 4.2 5.1 5.2 6.1 6.2 6.3 7.1 7.2 7.3 8.1

| $d_1$ Ø Inch | $d_1$ Ø mm | r Inch | R | $d_2$ Ø Inch | $l_2$ mm | $l_1$ mm | z | e-Code |
|---|---|---|---|---|---|---|---|---|
| **1/16** | 1.59 | 1/32 | 0.79 | 6.35 - 1/4 | 2.5 | 48.5 | 2 | **C5301/16** |
| | 2.00 | | 1.00 | 6 | 3 | 49 | 2 | **C5302.0** |
| **3/32** | 2.38 | 3/64 | 1.19 | 6.35 - 1/4 | 4.5 | 51 | 2 | **C5303/32** |
| | 2.50 | | 1.25 | 6 | 4.5 | 51 | 2 | **C5302.5** |
| | 3.00 | | 1.50 | 6 | 7 | 51 | 2 | **C5303.0** |
| **1/8** | 3.18 | 1/16 | 1.59 | 6.35 - 1/4 | 7.0 | 51 | 2 | **C5301/8** |
| **5/32** | 3.97 | 5/64 | 1.98 | 6.35 - 1/4 | 9.5 | 52.5 | 2 | **C5305/32** |
| | 4.00 | | 2.00 | 6 | 9.5 | 52.5 | 2 | **C5304.0** |
| **3/16** | 4.76 | 3/32 | 2.38 | 6.35 - 1/4 | 9.5 | 52.5 | 2 | **C5303/16** |
| | 5.00 | | 2.50 | 6 | 9.5 | 52.5 | 2 | **C5305.0** |
| | 6.00 | | 3.00 | 6 | 11 | 56.5 | 2 | **C5306.0** |
| **1/4** | 6.35 | 1/8 | 3.18 | 6.35 - 1/4 | 11 | 56.5 | 2 | **C5301/4** |
| | 7.00 | | 3.50 | 10 | 11 | 58.5 | 2 | **C5307.0** |
| **5/16** | 7.94 | 5/32 | 3.97 | 9.53 - 3/8 | 12.5 | 59.5 | 2 | **C5305/16** |
| | 8.00 | | 4.00 | 10 | 12.5 | 59.5 | 2 | **C5308.0** |
| **3/8** | 9.53 | 3/16 | 4.76 | 9.53 - 3/8 | 14.5 | 60.5 | 2 | **C5303/8** |
| | 10.00 | | 5.00 | 10 | 14.5 | 60.5 | 2 | **C53010.0** |
| | 12.00 | | 6.00 | 12 | 19 | 66.5 | 2 | **C53012.0** |
| **1/2** | 12.70 | 1/4 | 6.35 | 12.7 - 1/2 | 19 | 66.5 | 2 | **C5301/2** |
| | 14.00 | | 7.00 | 12 | 22 | 68.5 | 2 | **C53014.0** |
| **5/8** | 15.88 | 5/16 | 7.94 | 15.88 - 5/8 | 22 | 72 | 2 | **C5305/8** |
| | 16.00 | | 8.00 | 16 | 22 | 72 | 2 | **C53016.0** |
| | 18.00 | | 9.00 | 16 | 24 | 74 | 2 | **C53018.0** |
| **3/4** | 19.05 | 3/8 | 9.53 | 15.88 - 5/8 | 25.5 | 77 | 2 | **C5303/4** |
| | 20.00 | | 10.00 | 25 | 25.5 | 77 | 2 | **C53020.0** |
| | 22.00 | | 11.00 | 25 | 25.5 | 100 | 2 | **C53022.0** |
| **7/8** | 22.23 | 7/16 | 11.11 | 25.4 - 1. | 25.5 | 100 | 2 | **C5307/8** |
| | 24.00 | | 12.00 | 25 | 25.5 | 103 | 2 | **C53024.0** |
| | 25.00 | | 12.50 | 25 | 28.5 | 97 | 2 | **C53025.0** |
| **1** | 25.40 | 1/2 | 12.70 | 25.4 - 1. | 27 | 95 | 2 | **C5301** |
| | 26.00 | | 13.00 | 25 | 28.5 | 97 | 2 | **C53026.0** |
| | 28.00 | | 14.00 | 25 | 30 | 95 | 2 | **C53028.0** |
| **1.1/8** | 28.58 | 9/16 | 14.29 | 25.4 - 1. | 30 | 95 | 2 | **C5301.1/8** |
| | 30.00 | | 15.00 | 25 | 30 | 93.5 | 2 | **C53030.0** |
| **1.1/4** | 31.75 | 5/8 | 15.88 | 31.75 - 1.1/4 | 35 | 117.5 | 2 | **C5301.1/4X1.1/4** |
| | 32.00 | | 16.00 | 25 | 36.5 | 100 | 2 | **C53032.0** |
| **1.3/8** | 34.93 | 11/16 | 17.46 | 31.75 - 1.1/4 | 39.5 | 111 | 2 | **C5301.3/8X1.1/4** |
| **1.1/2** | 38.10 | 3/4 | 19.05 | 31.75 - 1.1/4 | 43 | 114.5 | 2 | **C5301.1/2X1.1/4** |

# C505

- Ball-Nosed Slot Drill
- Radius - Kopierfräser
- Radiusfrezen
- Fraises de finition bout hémisphérique
- Fresas con punta esferica
- Fresa Topo Esférico

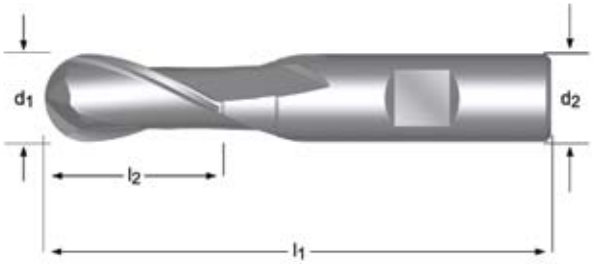


C505

■ 1.1 1.2 4.1 5.1 6.1 6.2 6.3

● 1.3 1.4 2.1 3.1 3.2 3.3 3.4 4.2 5.2 7.1 7.2 7.3 8.1

| $d_1$ Ø mm | R | $d_2$ Ø mm | $l_2$ mm | $l_1$ mm | z | e-Code |
|---|---|---|---|---|---|---|
| **3.00** | 1.5 | 6 | 8 | 52 | 2 | **C5053.0** |
| **4.00** | 2.0 | 6 | 11 | 55 | 2 | **C5054.0** |
| **5.00** | 2.5 | 6 | 13 | 57 | 2 | **C5055.0** |
| **6.00** | 3.0 | 6 | 13 | 57 | 2 | **C5056.0** |
| **7.00** | 3.5 | 10 | 16 | 66 | 2 | **C5057.0** |
| **8.00** | 4.0 | 10 | 19 | 69 | 2 | **C5058.0** |
| **9.00** | 4.5 | 10 | 19 | 69 | 2 | **C5059.0** |
| **10.00** | 5.0 | 10 | 22 | 72 | 2 | **C50510.0** |
| **12.00** | 6.0 | 12 | 26 | 83 | 2 | **C50512.0** |
| **14.00** | 7.0 | 12 | 26 | 83 | 2 | **C50514.0** |

| $d_1$ Ø mm | R | $d_2$ Ø mm | $l_2$ mm | $l_1$ mm | z | e-Code |
|---|---|---|---|---|---|---|
| **16.00** | 8.0 | 16 | 32 | 92 | 2 | **C50516.0** |
| **18.00** | 9.0 | 16 | 32 | 92 | 2 | **C50518.0** |
| **20.00** | 10.0 | 20 | 38 | 104 | 2 | **C50520.0** |
| **22.00** | 11.0 | 20 | 38 | 104 | 2 | **C50522.0** |
| **25.00** | 12.5 | 25 | 45 | 121 | 2 | **C50525.0** |
| **28.00** | 14.0 | 25 | 45 | 121 | 2 | **C50528.0** |
| **30.00** | 15.0 | 25 | 45 | 121 | 2 | **C50530.0** |

# C535

- Ball-Nosed Slot Drill
- Radius - Kopierfräser
- Radiusfrezen
- Fraises de finition bout hémisphérique
- Fresas con punta esferica
- Fresa Topo Esférico




C535

■ 1.1 1.2 4.1 5.1 6.1 6.2 6.3

● 1.3 1.4 2.1 3.1 3.2 3.3 3.4 4.2 5.2 7.1 7.2 7.3 8.1

| $d_1$ Ø Inch | $d_1$ Ø mm | r Inch | R | $d_2$ Ø Inch | $l_2$ mm | $l_1$ mm | z | e-Code |
|---|---|---|---|---|---|---|---|---|
| | 3.00 | | 1.50 | 6 | 11 | 60.5 | 2 | **C5353.0** |
| **1/8** | 3.18 | 1/16 | 1.59 | 6.35 - 1/4 | 11 | 63.5 | 2 | **C5351/8** |
| | 4.00 | | 2.00 | 6 | 12.5 | 66.5 | 2 | **C5354.0** |
| | 5.00 | | 2.50 | 6 | 12.5 | 70 | 2 | **C5355.0** |
| | 6.00 | | 3.00 | 6 | 16 | 76 | 2 | **C5356.0** |
| | 8.00 | | 4.00 | 10 | 19 | 79.5 | 2 | **C5358.0** |
| | 10.00 | | 5.00 | 10 | 22 | 82.5 | 2 | **C53510.0** |
| | 12.00 | | 6.00 | 12 | 25.5 | 95 | 2 | **C53512.0** |
| | 16.00 | | 8.00 | 16 | 31.5 | 108 | 2 | **C53516.0** |
| | 20.00 | | 10.00 | 25 | 38 | 120.5 | 2 | **C53520.0** |

# C511

- Ball-Nosed End Mill
- Radius - Kopierfräser
- Radiusfrezen
- Fraises de finition bout hémisphérique
- Fresas con punta esferica
- Fresa Topo Esférico




C511

■ 1.1 1.2 4.1 5.1 6.1 6.2 6.3

● 1.3 1.4 2.1 3.1 3.2 3.3 3.4 4.2 5.2 7.1 7.2 7.3 8.1

| $d_1$ Ø mm | R | $d_2$ Ø mm | $l_2$ mm | $l_1$ mm | z | e-Code |
|---|---|---|---|---|---|---|
| **3.00** | 1.5 | 6 | 12 | 56 | 2 | **C5113.0** |
| **4.00** | 2.0 | 6 | 19 | 63 | 2 | **C5114.0** |
| **5.00** | 2.5 | 6 | 24 | 68 | 2 | **C5115.0** |
| **6.00** | 3.0 | 6 | 24 | 68 | 2 | **C5116.0** |
| **8.00** | 4.0 | 10 | 38 | 88 | 2 | **C5118.0** |
| **10.00** | 5.0 | 10 | 45 | 95 | 2 | **C51110.0** |

| $d_1$ Ø mm | R | $d_2$ Ø mm | $l_2$ mm | $l_1$ mm | z | e-Code |
|---|---|---|---|---|---|---|
| **12.00** | 6.0 | 12 | 53 | 110 | 2 | **C51112.0** |
| **14.00** | 7.0 | 12 | 53 | 110 | 2 | **C51114.0** |
| **16.00** | 8.0 | 16 | 63 | 123 | 2 | **C51116.0** |
| **18.00** | 9.0 | 16 | 63 | 123 | 2 | **C51118.0** |
| **20.00** | 10.0 | 20 | 75 | 141 | 2 | **C51120.0** |
| **25.00** | 12.5 | 25 | 90 | 166 | 2 | **C51125.0** |

# C502

- Copying Mill
- Radius - Kopierfräser
- Kopieerfrezen
- Fraises à copier
- Fresas radiales para máquina copiadora
- Fresa de Cópia

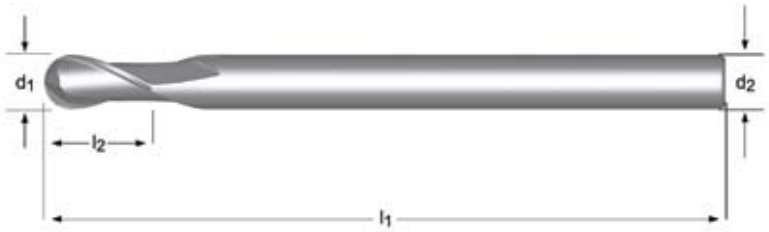


C502

■ 1.1 1.2 4.1 5.1 6.1 6.2 6.3

● 1.3 1.4 2.1 3.1 3.2 3.3 3.4 4.2 5.2 7.1 7.2 7.3 8.1

| $d_1$ Ø mm | R | $d_2$ Ø mm | $l_2$ mm | $l_1$ mm | z | e-Code |
|---|---|---|---|---|---|---|
| **6.00** | 3.0 | 6 | 13 | 180 | 2 | **C5026.0** |
| **8.00** | 4.0 | 8 | 19 | 180 | 2 | **C5028.0** |
| **10.00** | 5.0 | 10 | 22 | 200 | 2 | **C50210.0** |
| **12.00** | 6.0 | 12 | 26 | 200 | 2 | **C50212.0** |

| $d_1$ Ø mm | R | $d_2$ Ø mm | $l_2$ mm | $l_1$ mm | z | e-Code |
|---|---|---|---|---|---|---|
| **16.00** | 8.0 | 16 | 32 | 200 | 2 | **C50216.0** |

# C514

- Ball-Nosed End Mill
- Radius - Kopierfräser
- Radiusfrezen
- Fraises de finition bout hémisphérique
- Fresas con punta esferica
- Fresa Topo Esférico




## C514

■ 1.1 1.2 1.3 4.1 5.1 6.1 6.2 6.3

● 1.4 2.1 3.1 3.2 3.3 3.4 4.2 5.2 7.1 7.2 7.3 8.1

| $d_1$ Ø mm | R | $d_2$ Ø mm | $l_2$ mm | $l_1$ mm | z | e-Code |
|---|---|---|---|---|---|---|
| **6.00** | 3.0 | 6 | 13 | 57 | 4 | **C5146.0** |
| **8.00** | 4.0 | 10 | 19 | 69 | 4 | **C5148.0** |
| **10.00** | 5.0 | 10 | 22 | 72 | 4 | **C51410.0** |
| **12.00** | 6.0 | 12 | 26 | 83 | 4 | **C51412.0** |
| **14.00** | 7.0 | 12 | 26 | 83 | 4 | **C51414.0** |
| **16.00** | 8.0 | 16 | 32 | 92 | 4 | **C51416.0** |

| $d_1$ Ø mm | R | $d_2$ Ø mm | $l_2$ mm | $l_1$ mm | z | e-Code |
|---|---|---|---|---|---|---|
| **20.00** | 10.0 | 20 | 38 | 104 | 4 | **C51420.0** |
| **25.00** | 12.5 | 25 | 45 | 121 | 4 | **C51425.0** |
| **32.00** | 16.0 | 32 | 53 | 133 | 4 | **C51432.0** |

# C510 / C516

- Ball-Nosed End Mill
- Radius - Kopierfräser
- Radiusfrezen
- Fraises de finition bout hémisphérique
- Fresas con punta esferica
- Fresa Topo Esférico




## C510

■ 1.1 1.2 1.3 4.1 5.1 6.1 6.2 6.3

● 1.4 2.1 3.1 3.2 3.3 3.4 4.2 5.2 7.1 7.2 7.3 8.1

| $d_1$ Ø mm | R | $d_2$ Ø mm | $l_2$ mm | $l_1$ mm | z | e-Code |
|---|---|---|---|---|---|---|
| **6.00** | 3.0 | 6 | 24 | 68 | 4 | **C5106.0** |
| **8.00** | 4.0 | 10 | 38 | 88 | 4 | **C5108.0** |
| **10.00** | 5.0 | 10 | 45 | 95 | 4 | **C51010.0** |
| **12.00** | 6.0 | 12 | 53 | 110 | 4 | **C51012.0** |

| $d_1$ Ø mm | R | $d_2$ Ø mm | $l_2$ mm | $l_1$ mm | z | e-Code |
|---|---|---|---|---|---|---|
| **16.00** | 8.0 | 16 | 63 | 123 | 4 | **C51016.0** |
| **20.00** | 10.0 | 20 | 75 | 141 | 4 | **C51020.0** |
| **25.00** | 12.5 | 25 | 90 | 166 | 6 | **C51025.0** |
| **32.00** | 16.0 | 32 | 106 | 186 | 6 | **C51032.0** |

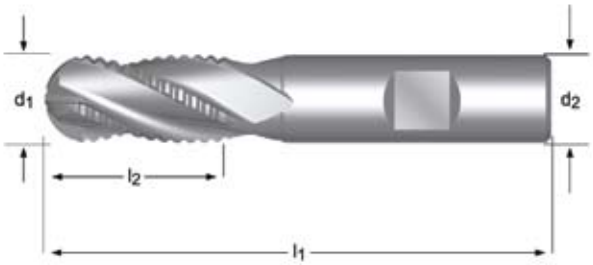


## C516

■ 1.2 1.3 6.2 6.3

● 1.1 1.4 2.1 3.1 3.2 3.3 3.4 4.1 4.2 5.1 5.2 6.1 7.2 7.3 8.1

| $d_1$ Ø mm | R | $d_2$ Ø mm | $l_2$ mm | $l_1$ mm | z | e-Code |
|---|---|---|---|---|---|---|
| **10.00** | 5.0 | 10 | 22 | 72 | 4 | **C51610.0** |
| **12.00** | 6.0 | 12 | 26 | 83 | 4 | **C51612.0** |
| **14.00** | 7.0 | 12 | 26 | 83 | 4 | **C51614.0** |
| **16.00** | 8.0 | 16 | 32 | 92 | 4 | **C51616.0** |

| $d_1$ Ø mm | R | $d_2$ Ø mm | $l_2$ mm | $l_1$ mm | z | e-Code |
|---|---|---|---|---|---|---|
| **20.00** | 10.0 | 20 | 38 | 104 | 4 | **C51620.0** |
| **25.00** | 12.5 | 25 | 45 | 121 | 4 | **C51625.0** |
| **32.00** | 16.0 | 32 | 53 | 133 | 4 | **C51632.0** |

# C800

- T-slot Cutter
- T-Nutenfräser
- T-gleuffrezen
- Fraises pour rainures en T
- Fresas de ranurar en “T”
- Fresa p/ Abrir Rasgos T

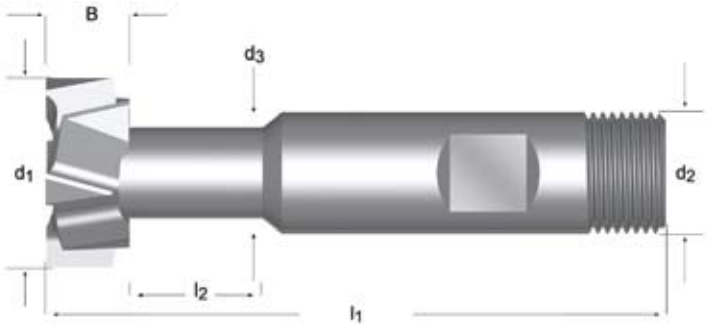


## C800

■ 1.1 1.2 1.3 1.4 1.5 1.6 2.1 2.2 2.3 3.1 3.2 3.3 3.4 4.1 4.2 4.3 5.1 5.2 5.3 6.1 6.2 6.3 6.4 7.1 7.2 7.3 7.4 8.1 10.1

| $d_1$ Ø mm | B | T DIN650 | $d_3$ Ø mm | $l_2$ mm | $l_1$ mm | $d_2$ Ø mm | z | e-Code |
|---|---|---|---|---|---|---|---|---|
| **11.00** | 4.0 | 5 | 4 | 6.5 | 53.5 | 10 | 6 | **C80011.0X5.0** |
| **12.50** | 6.0 | 6 | 5 | 7 | 57.0 | 10 | 6 | **C80012.5X6.0** |
| **16.00** | 8.0 | 8 | 7 | 10 | 62.0 | 10 | 6 | **C80016.0X8.0** |
| **18.00** | 8.0 | 10 | 8 | 13 | 70.0 | 12 | 6 | **C80018.0X10.0** |
| **21.00** | 9.0 | 12 | 10 | 16 | 74.0 | 12 | 6 | **C80021.0X12.0** |
| **25.00** | 11.0 | 14 | 12 | 17 | 82.0 | 16 | 8 | **C80025.0X14.0** |
| **32.00** | 14.0 | 18 | 15 | 22 | 90.0 | 16 | 8 | **C80032.0X18.0** |
| **40.00** | 18.0 | 22 | 19 | 27 | 108.0 | 25 | 8 | **C80040.0X22.0** |
| **50.00** | 22.0 | 28 | 25 | 34 | 124.0 | 32 | 8 | **C80050.0X28.0** |

# C810

- T-slot Cutter
- T-Nutenfräser
- T-gleuffrezen
- Fraises pour rainures en T
- Fresas de ranurar en “T”
- Fresa p/ Abrir Rasgos T

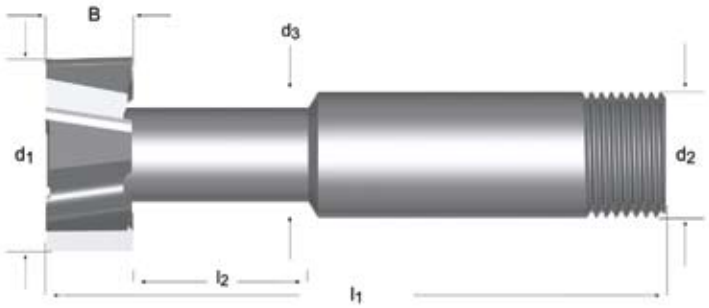


C810

■ 1.1 1.2 1.3 1.4 1.5 1.6 2.1 2.2 2.3 3.1 3.2 3.3 3.4 4.1 4.2 4.3 5.1 5.2 5.3 6.1 6.2 6.3 6.4 7.1 7.2 7.3 7.4 8.1 10.1

| $d_1$ Ø mm | B | $d_1$ Ø Inch | T DIN650 | $d_3$ Ø mm | $l_2$ mm | $l_1$ mm | $d_2$ Ø mm | z | e-Code |
|---|---|---|---|---|---|---|---|---|---|
| **12.50** | 6.00 | | 6.0 | 5.00 | 11 | 57.0 | 10.0 | 6 | **C8106.0** |
| **14.68** | 6.35 | 37/64 x 1/4 | 1/4 | 6.35 | 14 | 60.5 | 12.7 - 1/2 | 6 | **C8101/4** |
| **16.00** | 8.00 | | 8.0 | 7.00 | 13 | 61.0 | 10.0 | 6 | **C8108.0** |
| **17.86** | 7.94 | 45/64 x 5/16 | 5/16 | 7.15 | 17 | 65.0 | 12.7 - 1/2 | 6 | **C8105/16** |
| **18.00** | 8.00 | | 10.0 | 8.00 | 17 | 65.0 | 12.0 | 6 | **C81010.0** |
| **21.00** | 9.00 | | 12.0 | 10.00 | 20 | 69.0 | 12.0 | 6 | **C81012.0** |
| **21.03** | 9.13 | 53/64 x 23/64 | 3/8 | 8.75 | 19 | 68.5 | 12.7 - 1/2 | 6 | **C8103/8** |
| **24.21** | 10.72 | 61/64 x 27/64 | 7/16 | 9.50 | 22 | 73.0 | 12.7 - 1/2 | 6 | **C8107/16** |
| **25.00** | 11.00 | | 14.0 | 12.00 | 23 | 79.0 | 16.0 | 6 | **C81014.0** |
| **27.38** | 11.91 | 1.5/64 x 15/32 | 1/2 | 11.90 | 24 | 76.0 | 12.7 - 1/2 | 6 | **C8101/2** |
| **28.00** | 12.00 | | 16.0 | 13.00 | 23 | 76.0 | 16.0 | 6 | **C81016.0** |
| **33.73** | 14.68 | 1.21/64 x 37/64 | 5/8 | 14.30 | 30 | 101.5 | 25.4 - 1. | 8 | **C8105/8** |
| **32.00** | 14.00 | | 18.0 | 15.00 | 27 | 98.0 | 25.0 | 8 | **C81018.0** |
| **36.00** | 16.00 | | 20.0 | 17.00 | 30 | 100.0 | 25.0 | 8 | **C81020.0** |
| **38.50** | 17.46 | 1.33/64 x 11/16 | 3/4 | 17.45 | 35 | 109.5 | 25.4 - 1. | 8 | **C8103/4** |
| **40.00** | 18.00 | | 22.0 | 19.00 | 33 | 108.0 | 25.0 | 8 | **C81022.0** |
| **43.26** | 20.24 | 1.45/64 x 51/64 | 7/8 | 20.65 | 40 | 117.5 | 25.4 - 1. | 8 | **C8107/8** |
| **49.61** | 23.02 | 1.61/64 x 29/32 | 1“ | 23.80 | 47 | 127.0 | 25.4 - 1. | 8 | **C8101** |

# C825

- T-slot Cutter
- T-Nutenfräser
- T-gleuffrezen
- Fraises pour rainures en T
- Fresas de ranurar en “T”
- Fresa p/ Abrir Rasgos T

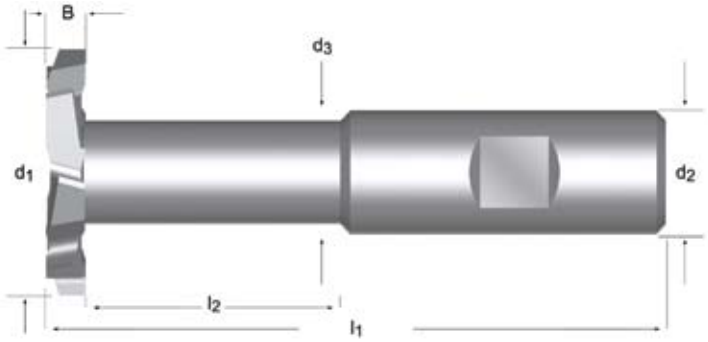


C825

■ 1.1 1.2 1.3 1.4 2.1 2.2 3.1 3.2 3.3 3.4 4.1 4.2 5.1 5.2 6.1 6.2 6.3 7.1 7.2 7.3 7.4 8.1

● 1.5 1.6 2.3 4.3 5.3 6.4 10.1

| $d_1$ Ø mm | B | $d_3$ Ø mm | $l_2$ mm | $l_1$ mm | $d_2$ Ø mm | z | e-Code |
|---|---|---|---|---|---|---|---|
| **40.00** | 3 | 19.2 | 46 | 100 | 20 | 8 | **C8253.0X40.0** |
| **40.00** | 4 | 19.2 | 45 | 100 | 20 | 8 | **C8254.0X40.0** |
| **40.00** | 5 | 19.2 | 44 | 100 | 20 | 8 | **C8255.0X40.0** |
| **40.00** | 6 | 19.2 | 43 | 100 | 20 | 8 | **C8256.0X40.0** |
| **40.00** | 8 | 19.2 | 41 | 100 | 20 | 8 | **C8258.0X40.0** |
| **40.00** | 10 | 19.2 | 39 | 100 | 20 | 8 | **C82510.0X40.0** |
| **63.00** | 6 | 24.2 | 67 | 130 | 25 | 12 | **C8256.0X63.0** |
| **63.00** | 8 | 24.2 | 65 | 130 | 25 | 12 | **C8258.0X63.0** |

| $d_1$ Ø mm | B | $d_3$ Ø mm | $l_2$ mm | $l_1$ mm | $d_2$ Ø mm | z | e-Code |
|---|---|---|---|---|---|---|---|
| **63.00** | 10 | 24.2 | 63 | 130 | 25 | 12 | **C82510.0X63.0** |
| **63.00** | 12 | 24.2 | 61 | 130 | 25 | 12 | **C82512.0X63.0** |
| **63.00** | 14 | 24.2 | 59 | 130 | 25 | 12 | **C82514.0X63.0** |
| **63.00** | 16 | 24.2 | 57 | 130 | 25 | 12 | **C82516.0X63.0** |
| **63.00** | 18 | 24.2 | 55 | 130 | 25 | 12 | **C82518.0X63.0** |

# C822

- Woodruff Cutter
- Schlitzfräser für Scheibenfeder
- Schijfspiefrezen
- Fraises Woodruff
- Fresas para ranurados tipo Woodruff
- Fresa p/ Chavetas Meia Lua

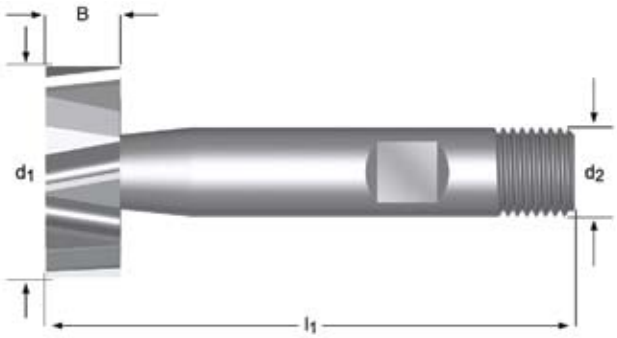


C822

■ 1.1 1.2 1.3 1.4 2.1 2.2 3.1 3.2 3.3 3.4 4.1 4.2 5.1 5.2 6.1 6.2 6.3 7.1 7.2 7.3 7.4 8.1

● 1.5 1.6 2.3 4.3 5.3 6.4 10.1

| $d_1$ Ø mm | B | $d_2$ Ø mm | $l_1$ mm | z | e-Code |
|---|---|---|---|---|---|
| **4.50** | 1.0 | 6 | 50.0 | 6 | **C8224.5X1.0** |
| **7.50** | 1.5 | 6 | 50.0 | 6 | **C8227.5X1.5** |
| **7.50** | 2.0 | 6 | 50.0 | 6 | **C8227.5X2.0** |
| **10.50** | 2.0 | 6 | 50.0 | 8 | **C82210.5X2.0** |
| **10.50** | 2.5 | 6 | 50.0 | 8 | **C82210.5X2.5** |
| **10.50** | 3.0 | 6 | 50.0 | 8 | **C82210.5X3.0** |
| **13.50** | 3.0 | 10 | 56.0 | 8 | **C82213.5X3.0** |
| **13.50** | 4.0 | 10 | 56.0 | 8 | **C82213.5X4.0** |
| **16.50** | 3.0 | 10 | 56.0 | 8 | **C82216.5X3.0** |
| **16.50** | 4.0 | 10 | 56.0 | 8 | **C82216.5X4.0** |
| **16.50** | 5.0 | 10 | 56.0 | 8 | **C82216.5X5.0** |
| **19.50** | 3.0 | 10 | 63.0 | 6 | **C82219.5X3.0** |

| $d_1$ Ø mm | B | $d_2$ Ø mm | $l_1$ mm | z | e-Code |
|---|---|---|---|---|---|
| **19.50** | 4.0 | 10 | 63.0 | 10 | **C82219.5X4.0** |
| **19.50** | 5.0 | 10 | 63.0 | 10 | **C82219.5X5.0** |
| **22.50** | 5.0 | 10 | 63.0 | 10 | **C82222.5X5.0** |
| **22.50** | 6.0 | 10 | 63.0 | 10 | **C82222.5X6.0** |
| **22.50** | 8.0 | 10 | 63.0 | 10 | **C82222.5X8.0** |
| **25.50** | 6.0 | 10 | 63.0 | 12 | **C82225.5X6.0** |
| **28.50** | 6.0 | 10 | 63.0 | 12 | **C82228.5X6.0** |
| **28.50** | 8.0 | 10 | 63.0 | 12 | **C82228.5X8.0** |
| **28.50** | 10.0 | 12 | 71.0 | 12 | **C82228.5X10.0** |
| **32.50** | 8.0 | 12 | 71.0 | 12 | **C82232.5X8.0** |
| **32.50** | 10.0 | 12 | 71.0 | 12 | **C82232.5X10.0** |
| **45.50** | 10.0 | 12 | 71.0 | 12 | **C82245.5X10.0** |

# C820

DORMER

- Woodruff Cutter
- Schlitzfräser für Scheibenfeder
- Schijfspiefrezen
- Fraises Woodruff
- Fresas para ranurados tipo Woodruff
- Fresa p/ Chavetas Meia Lua




C820

■ 1.1 1.2 1.3 1.4 2.1 2.2 3.1 3.2 3.3 3.4 4.1 4.2 5.1 5.2 6.1 6.2 6.3 7.1 7.2 7.3 7.4 8.1

● 1.5 1.6 2.3 4.3 5.3 6.4 10.1

| Nr. | $d_1$ Ø mm | B | $d_1$ Ø Inch | B | $d_2$ Ø mm | $l_1$ mm | z | e-Code |
|---|---|---|---|---|---|---|---|---|
| | 10.50 | 2.00 | | | 12 | 57.0 | 6 | **C82010.5X2.0** |
| | 10.50 | 2.50 | | | 12 | 57.0 | 6 | **C82010.5X2.5** |
| | 10.50 | 3.00 | | | 12 | 57.0 | 6 | **C82010.5X3.0** |
| **204** | 12.70 | 1.59 | 1/2 | 1/16 | 12.7-1/2 | 57.0 | 6 | **C820204** |
| **304** | 12.70 | 2.38 | 1/2 | 3/32 | 12.7-1/2 | 57.0 | 6 | **C820304** |
| **404** | 12.70 | 3.18 | 1/2 | 1/8 | 12.7-1/2 | 57.0 | 6 | **C820404** |
| | 13.50 | 2.00 | | | 12 | 57.0 | 6 | **C82013.5X2.0** |
| | 13.50 | 2.50 | | | 12 | 57.0 | 6 | **C82013.5X2.5** |
| | 13.50 | 3.00 | | | 12 | 57.0 | 6 | **C82013.5X3.0** |
| | 13.50 | 4.00 | | | 12 | 57.0 | 6 | **C82013.5X4.0** |
| **305** | 15.88 | 2.38 | 5/8 | 3/32 | 12.7-1/2 | 57.0 | 6 | **C820305** |
| **405** | 15.88 | 3.18 | 5/8 | 1/8 | 12.7-1/2 | 57.0 | 6 | **C820405** |
| **505** | 15.88 | 3.97 | 5/8 | 5/32 | 12.7-1/2 | 57.0 | 6 | **C820505** |
| | 16.50 | 2.50 | | | 12 | 57.0 | 6 | **C82016.5X2.5** |
| | 16.50 | 3.00 | | | 12 | 57.0 | 6 | **C82016.5X3.0** |
| | 16.50 | 4.00 | | | 12 | 57.0 | 6 | **C82016.5X4.0** |
| | 16.50 | 5.00 | | | 12 | 57.0 | 6 | **C82016.5X5.0** |
| **406** | 19.05 | 3.18 | 3/4 | 1/8 | 12.7-1/2 | 57.0 | 6 | **C820406** |
| **506** | 19.05 | 3.97 | 3/4 | 5/32 | 12.7-1/2 | 57.0 | 6 | **C820506** |
| **606** | 19.05 | 4.76 | 3/4 | 3/16 | 12.7-1/2 | 57.0 | 6 | **C820606** |
| | 19.50 | 3.00 | | | 12 | 57.0 | 6 | **C82019.5X3.0** |
| | 19.50 | 4.00 | | | 12 | 57.0 | 6 | **C82019.5X4.0** |
| | 19.50 | 5.00 | | | 12 | 57.0 | 6 | **C82019.5X5.0** |
| **507** | 22.23 | 3.97 | 7/8 | 5/32 | 12.7-1/2 | 63.5 | 8 | **C820507** |
| **607** | 22.23 | 4.76 | 7/8 | 3/16 | 12.7-1/2 | 63.5 | 8 | **C820607** |
| **707** | 22.23 | 5.56 | 7/8 | 7/32 | 12.7-1/2 | 63.5 | 8 | **C820707** |
| **807** | 22.23 | 6.35 | 7/8 | 1/4 | 12.7-1/2 | 63.5 | 8 | **C820807** |
| | 22.50 | 4.00 | | | 12 | 63.5 | 8 | **C82022.5X4.0** |
| | 22.50 | 5.00 | | | 12 | 63.5 | 8 | **C82022.5X5.0** |
| | 22.50 | 6.00 | | | 12 | 63.5 | 8 | **C82022.5X6.0** |
| **608** | 25.40 | 4.76 | 1“ | 3/16 | 12.7-1/2 | 70.0 | 8 | **C820608** |
| **708** | 25.40 | 5.56 | 1“ | 7/32 | 12.7-1/2 | 70.0 | 8 | **C820708** |
| **808** | 25.40 | 6.35 | 1“ | 1/4 | 12.7-1/2 | 70.0 | 8 | **C820808** |
| **1008** | 25.40 | 7.94 | 1“ | 5/16 | 12.7-1/2 | 70.0 | 8 | **C8201008** |
| | 25.50 | 5.00 | | | 12 | 70.0 | 8 | **C82025.5X5.0** |
| | 25.50 | 6.00 | | | 12 | 70.0 | 8 | **C82025.5X6.0** |
| | 25.50 | 7.00 | | | 12 | 70.0 | 8 | **C82025.5X7.0** |
| | 25.50 | 8.00 | | | 12 | 70.0 | 8 | **C82025.5X8.0** |
| | 28.50 | 5.00 | | | 12 | 70.0 | 8 | **C82028.5X5.0** |
| | 28.50 | 6.00 | | | 12 | 70.0 | 8 | **C82028.5X6.0** |
| | 28.50 | 7.00 | | | 12 | 70.0 | 8 | **C82028.5X7.0** |
| | 28.50 | 8.00 | | | 12 | 70.0 | 8 | **C82028.5X8.0** |
| **609** | 28.58 | 4.76 | 1.1/8 | 3/16 | 12.7-1/2 | 70.0 | 8 | **C820609** |
| **709** | 28.58 | 5.56 | 1.1/8 | 7/32 | 12.7-1/2 | 70.0 | 8 | **C820709** |

# C820

| Nr. | $d_1$ Ø mm | B | $d_1$ Ø Inch | B | $d_2$ Ø mm | $l_1$ mm | z | e-Code |
|---|---|---|---|---|---|---|---|---|
| **809** | 28.58 | 6.35 | 1.1/8 | 1/4 | 12.7-1/2 | 70.0 | 8 | **C820809** |
| **1009** | 28.58 | 7.94 | 1.1/8 | 5/16 | 12.7-1/2 | 70.0 | 8 | **C8201009** |
| **610** | 31.75 | 4.76 | 1.1/4 | 3/16 | 12.7-1/2 | 70.0 | 8 | **C820610** |
| **710** | 31.75 | 5.56 | 1.1/4 | 7/32 | 12.7-1/2 | 70.0 | 8 | **C820710** |
| **810** | 31.75 | 6.35 | 1.1/4 | 1/4 | 12.7-1/2 | 70.0 | 8 | **C820810** |
| **1010** | 31.75 | 7.94 | 1.1/4 | 5/16 | 12.7-1/2 | 70.0 | 8 | **C8201010** |
| **1210** | 31.75 | 9.53 | 1.1/4 | 3/8 | 12.7-1/2 | 70.0 | 8 | **C8201210** |
| | 32.50 | 5.00 | | | 12 | 70.0 | 10 | **C82032.5X5.0** |
| | 32.50 | 6.00 | | | 12 | 70.0 | 10 | **C82032.5X6.0** |
| | 32.50 | 7.00 | | | 12 | 70.0 | 10 | **C82032.5X7.0** |
| | 32.50 | 8.00 | | | 12 | 70.0 | 10 | **C82032.5X8.0** |
| **811** | 34.93 | 6.35 | 1.3/8 | 1/4 | 12.7-1/2 | 76.0 | 10 | **C820811** |
| **1011** | 34.93 | 7.94 | 1.3/8 | 5/16 | 12.7-1/2 | 76.0 | 10 | **C8201011** |
| **1211** | 34.93 | 9.53 | 1.3/8 | 3/8 | 12.7-1/2 | 76.0 | 10 | **C8201211** |
| | 35.50 | 6.00 | | | 12 | 76.0 | 10 | **C82035.5X6.0** |
| | 35.50 | 7.00 | | | 12 | 76.0 | 10 | **C82035.5X7.0** |
| | 35.50 | 8.00 | | | 12 | 76.0 | 10 | **C82035.5X8.0** |
| | 35.50 | 9.00 | | | 12 | 76.0 | 10 | **C82035.5X9.0** |
| **812** | 38.10 | 6.35 | 1.1/2 | 1/4 | 12.7-1/2 | 76.0 | 10 | **C820812** |
| **1012** | 38.10 | 7.94 | 1.1/2 | 5/16 | 12.7-1/2 | 76.0 | 10 | **C8201012** |
| **1212** | 38.10 | 9.53 | 1.1/2 | 3/8 | 12.7-1/2 | 76.0 | 10 | **C8201212** |
| | 38.50 | 7.00 | | | 12 | 76.0 | 10 | **C82038.5X7.0** |
| | 38.50 | 8.00 | | | 12 | 76.0 | 10 | **C82038.5X8.0** |
| | 38.50 | 9.00 | | | 12 | 76.0 | 10 | **C82038.5X9.0** |
| | 38.50 | 10.00 | | | 12 | 76.0 | 10 | **C82038.5X10.0** |
| | 45.50 | 10.00 | | | 12 | 76.0 | 12 | **C82045.5X10.0** |

# C801

- T-slot Cutter
- T-Nutenfräser
- T-gleuffrezen
- Fraises pour rainures en T
- Fresas de ranurar en “T”
- Fresa p/ Abrir Rasgos T

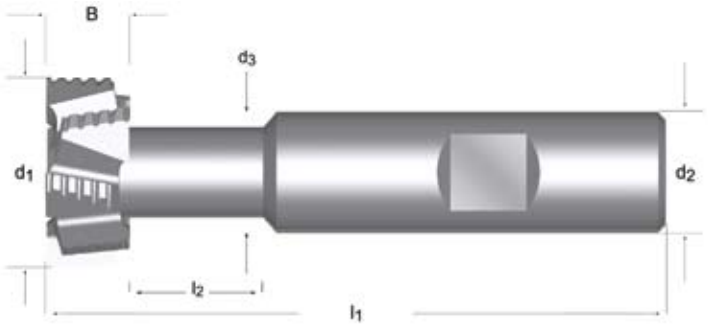


## C801

■ 1.1 1.2 1.3 1.4 1.5 1.6 2.1 2.2 2.3 3.1 3.2 3.3 3.4 4.1 4.2 4.3 5.1 5.2 5.3 6.1 6.2 6.3 6.4 7.1 7.2 7.3 7.4 8.1 10.1

| $d_1$ Ø mm | B | T DIN650 | $d_3$ Ø mm | $l_2$ mm | $l_1$ mm | $d_2$ Ø mm | z | e-Code |
|---|---|---|---|---|---|---|---|---|
| **16.0** | 8.0 | 8 | 7 | 10 | 62 | 10 | 6 | **C80116.0X8.0** |
| **18.0** | 8.0 | 10 | 8 | 13 | 70 | 12 | 6 | **C80118.0X10.0** |
| **21.0** | 9.0 | 12 | 10 | 16 | 74 | 12 | 6 | **C80121.0X12.0** |
| **25.0** | 11.0 | 14 | 12 | 17 | 82 | 16 | 8 | **C80125.0X14.0** |

| $d_1$ Ø mm | B | T DIN650 | $d_3$ Ø mm | $l_2$ mm | $l_1$ mm | $d_2$ Ø mm | z | e-Code |
|---|---|---|---|---|---|---|---|---|
| **32.0** | 14.0 | 18 | 15 | 22 | 90 | 16 | 8 | **C80132.0X18.0** |

# C700 / C710

- Corner Rounding Cutter
- Viertelrund-Profilfräser
- Kwartholfrezen
- Fraises concaves
- Fresas frontales de perfil cóncavo
- Fresa p/ Arredondar Arestas

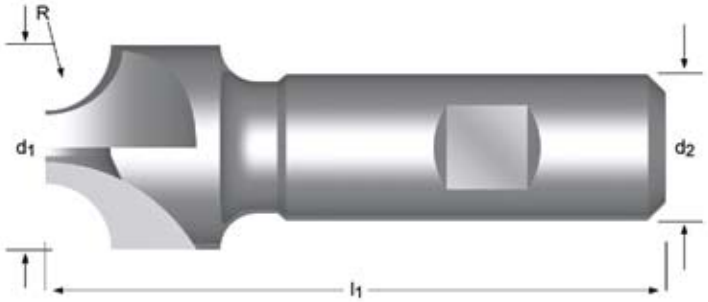


## C700

■ 1.1 1.2 1.3 1.4 2.1 2.2 3.1 3.2 3.3 3.4 4.1 4.2 5.1 5.2 6.1 6.2 6.3 7.1 7.2 7.3 7.4

● 1.5 1.6 2.3 4.3 5.3 6.4 10.1

| R | $d_2$ Ø mm | $d_1$ Ø mm | $l_1$ mm | z | e-Code |
|---|---|---|---|---|---|
| 1.00 | 10 | 10 | 60 | 4 | C7001.0 |
| 1.50 | 10 | 10 | 60 | 4 | C7001.5 |
| 2.00 | 10 | 10 | 60 | 4 | C7002.0 |
| 2.50 | 10 | 10 | 60 | 4 | C7002.5 |
| 3.00 | 12 | 12 | 60 | 4 | C7003.0 |
| 3.50 | 12 | 12 | 60 | 4 | C7003.5 |
| 4.00 | 12 | 15 | 60 | 4 | C7004.0 |
| 5.00 | 16 | 18 | 70 | 4 | C7005.0 |
| 6.00 | 16 | 21 | 70 | 4 | C7006.0 |
| 7.00 | 16 | 24 | 70 | 4 | C7007.0 |

| R | $d_2$ Ø mm | $d_1$ Ø mm | $l_1$ mm | z | e-Code |
|---|---|---|---|---|---|
| 8.00 | 16 | 24 | 70 | 4 | C7008.0 |
| 9.00 | 20 | 28 | 85 | 4 | C7009.0 |
| 10.00 | 20 | 28 | 85 | 4 | C70010.0 |
| 12.00 | 20 | 35 | 100 | 4 | C70012.0 |
| 12.50 | 20 | 35 | 100 | 4 | C70012.5 |
| 14.00 | 25 | 42 | 100 | 4 | C70014.0 |
| 15.00 | 25 | 48 | 105 | 5 | C70015.0 |
| 16.00 | 25 | 48 | 105 | 5 | C70016.0 |
| 18.00 | 32 | 52 | 115 | 5 | C70018.0 |
| 20.00 | 32 | 60 | 115 | 6 | C70020.0 |




## C710

■ 1.1 1.2 1.3 1.4 2.1 2.2 3.1 3.2 3.3 3.4 4.1 4.2 5.1 5.2 6.1 6.2 6.3 7.1 7.2 7.3 7.4

● 1.5 1.6 2.3 4.3 5.3 6.4 10.1

| r Inch | $d_2$ Ø mm | $d_1$ Ø Inch | $l_1$ mm | z | e-Code |
|---|---|---|---|---|---|
| 1/16 | 9.53 - 3/8 | 3/8 | 60.5 | 4 | C7101/16 |
| 3/32 | 9.53 - 3/8 | 7/16 | 60.5 | 4 | C7103/32 |
| 1/8 | 12.7 - 1/2 | 1/2 | 60.5 | 4 | C7101/8 |
| 5/32 | 12.7 - 1/2 | 9/16 | 60.5 | 4 | C7105/32 |
| 3/16 | 15.88 - 5/8 | 5/8 | 60.5 | 4 | C7103/16 |
| 7/32 | 15.88 - 5/8 | 3/4 | 63.5 | 4 | C7107/32 |

| r Inch | $d_2$ Ø mm | $d_1$ Ø Inch | $l_1$ mm | z | e-Code |
|---|---|---|---|---|---|
| 1/4 | 15.88 - 5/8 | 7/8 | 63.5 | 4 | C7101/4 |
| 5/16 | 25.4 - 1. | 1“ | 73.0 | 4 | C7105/16 |
| 3/8 | 25.4 - 1. | 1.1/16 | 76.0 | 4 | C7103/8 |
| 7/16 | 25.4 - 1. | 1.3/16 | 79.5 | 4 | C7107/16 |
| 1/2 | 25.4 - 1. | 1.3/8 | 82.5 | 4 | C7101/2 |

# C830

- Dovetail Cutter
- Winkel-Schaftfräser
- Zwaluwstaartfrezen
- Fraises coniques
- Fresas de cola de milano
- Fresa Rabo de Andorinha




## C830

■ 1.1 1.2 1.3 1.4 2.1 2.2 3.1 3.2 3.3 3.4 4.1 4.2 5.1 5.2 6.1 6.2 6.3 7.1 7.2 7.3 7.4 8.1

● 1.5 1.6 2.3 4.3 5.3 6.4 10.1

| a ▷ | $d_1$ Ø mm | B | $l_1$ mm | $d_2$ Ø mm | z | e-Code |
|---|---|---|---|---|---|---|
| **45°** | 12.0 | 3.5 | 54 | 10 | 10 | **C83012.0X45** |
| **45°** | 16.0 | 4.0 | 60 | 12 | 10 | **C83016.0X45** |
| **45°** | 20.0 | 5.0 | 63 | 12 | 10 | **C83020.0X45** |
| **45°** | 25.0 | 6.3 | 67 | 12 | 10 | **C83025.0X45** |
| **45°** | 32.0 | 8.0 | 71 | 16 | 12 | **C83032.0X45** |
| **60°** | 12.0 | 5.0 | 54 | 10 | 10 | **C83012.0X60** |

| a ▷ | $d_1$ Ø mm | B | $l_1$ mm | $d_2$ Ø mm | z | e-Code |
|---|---|---|---|---|---|---|
| **60°** | 16.0 | 6.3 | 60 | 12 | 10 | **C83016.0X60** |
| **60°** | 20.0 | 8.0 | 63 | 12 | 10 | **C83020.0X60** |
| **60°** | 25.0 | 10.0 | 67 | 12 | 10 | **C83025.0X60** |
| **60°** | 32.0 | 12.5 | 71 | 16 | 12 | **C83032.0X60** |

# C837 / C835

- Dovetail Cutter
- Winkel-Schaftfräser
- Zwaluwstaartfrezen
- Fraises coniques
- Fresas de cola de milano
- Fresa Rabo de Andorinha




## C837

■ 1.1 1.2 1.3 1.4 2.1 2.2 3.1 3.2 3.3 3.4 4.1 4.2 5.1 5.2 6.1 6.2 6.3 7.1 7.2 7.3 7.4 8.1

● 1.5 1.6 2.3 4.3 5.3 6.4

| a ▷ | $d_1$ Ø mm | $d_1$ Ø Inch | B | $l_1$ mm | $d_2$ Ø Inch | z | e-Code |
|---|---|---|---|---|---|---|---|
| 45° | 13.00 | | 3.0 | 63.5 | 12 | 6 | C83713.0 |
| 45° | 15.88 | 5/8 | 4.0 | 66.5 | 1/2 | 6 | C8375/8 |
| 45° | 16.00 | | 4.0 | 66.5 | 12 | 6 | C83716.0 |
| 45° | 19.00 | | 5.5 | 66.5 | 12 | 6 | C83719.0 |
| 45° | 19.05 | 3/4 | 5.5 | 66.5 | 1/2 | 6 | C8373/4 |
| 45° | 22.00 | | 6.5 | 68.5 | 12 | 6 | C83722.0 |
| 45° | 22.23 | 7/8 | 6.5 | 68.5 | 1/2 | 6 | C8377/8 |
| 45° | 25.00 | | 7.5 | 70.0 | 12 | 6 | C83725.0 |

| a ▷ | $d_1$ Ø mm | $d_1$ Ø Inch | B | $l_1$ mm | $d_2$ Ø Inch | z | e-Code |
|---|---|---|---|---|---|---|---|
| 45° | 25.40 | 1“ | 8.0 | 70.0 | 1/2 | 6 | C8371 |
| 45° | 28.00 | | 8.5 | 71.5 | 16 | 6 | C83728.0 |
| 45° | 31.75 | 1.1/4 | 8.5 | 74.5 | 5/8 | 8 | C8371.1/4 |
| 45° | 32.00 | | 8.5 | 74.5 | 16 | 8 | C83732.0 |
| 45° | 34.93 | 1.3/8 | 9.5 | 78.0 | 1 | 8 | C8371.3/8 |
| 45° | 35.00 | | 9.5 | 78.0 | 25 | 8 | C83735.0 |
| 45° | 38.00 | | 10.5 | 78.5 | 25 | 8 | C83738.0 |
| 45° | 38.10 | 1.1/2 | 10.5 | 78.5 | 1 | 8 | C8371.1/2 |




## C835

■ 1.1 1.2 1.3 1.4 2.1 2.2 3.1 3.2 3.3 3.4 4.1 4.2 5.1 5.2 6.1 6.2 6.3 7.1 7.2 7.3 7.4 8.1

● 1.5 1.6 2.3 4.3 5.3 6.4

| a ▷ | $d_1$ Ø mm | $d_1$ Ø Inch | B | $l_1$ mm | $d_2$ Ø Inch | z | e-Code |
|---|---|---|---|---|---|---|---|
| 60° | 12.70 | 1/2 | 4.0 | 63.5 | 1/2 | 6 | C8351/2 |
| 60° | 13.00 | | 4.0 | 63.5 | 12 | 6 | C83513.0 |
| 60° | 15.88 | 5/8 | 5.5 | 66.5 | 1/2 | 6 | C8355/8 |
| 60° | 16.00 | | 5.5 | 66.5 | 1/2 | 6 | C83516.0 |
| 60° | 19.00 | | 7.0 | 67.5 | 12 | 6 | C83519.0 |
| 60° | 19.05 | 3/4 | 7.0 | 67.5 | 1/2 | 6 | C8353/4 |
| 60° | 22.00 | | 9.5 | 67.5 | 12 | 6 | C83522.0 |
| 60° | 22.23 | 7/8 | 9.5 | 67.5 | 1/2 | 6 | C8357/8 |
| 60° | 25.00 | | 12.0 | 70.0 | 12 | 6 | C83525.0 |
| 60° | 25.40 | 1“ | 12.0 | 70.0 | 1/2 | 6 | C8351 |

| a ▷ | $d_1$ Ø mm | $d_1$ Ø Inch | B | $l_1$ mm | $d_2$ Ø Inch | z | e-Code |
|---|---|---|---|---|---|---|---|
| 60° | 28.00 | | 12.5 | 73.0 | 16 | 6 | C83528.0 |
| 60° | 28.58 | 1.1/8 | 12.5 | 73.0 | 5/8 | 6 | C8351.1/8 |
| 60° | 32.00 | | 13.5 | 74.5 | 16 | 8 | C83532.0 |
| 60° | 31.75 | 1.1/4 | 13.5 | 74.5 | 5/8 | 8 | C8351.1/4 |
| 60° | 34.93 | 1.3/8 | 14.5 | 82.5 | 1 | 8 | C8351.3/8 |
| 60° | 35.00 | | 14.5 | 82.5 | 25 | 8 | C83535.0 |
| 60° | 38.00 | | 16.0 | 84.0 | 25 | 8 | C83538.0 |
| 60° | 38.10 | 1.1/2 | 16.0 | 84.0 | 1 | 8 | C8351.1/2 |

# C831

- Inverse Dovetail Cutters
- Winkelstirnfräser
- Duivenstaartfrezen
- Fraises coniques cône inversé
- Fresa para cola de milano Inversa
- Fresa Cauda de Andorinha Invertida




## C831

■ 1.1 1.2 1.3 1.4 2.1 2.2 3.1 3.2 3.3 3.4 4.1 4.2 5.1 5.2 6.1 6.2 6.3 7.1 7.2 7.3 7.4 8.1

● 1.5 1.6 2.3 4.3 5.3 6.4 10.1

| a ▷ | $d_1$ Ø mm | B | $l_1$ mm | $d_2$ Ø mm | z | e-Code |
|---|---|---|---|---|---|---|
| **45°** | 12.0 | 3.5 | 54 | 10 | 10 | **C83112.0X45** |
| **45°** | 16.0 | 4.0 | 60 | 12 | 10 | **C83116.0X45** |
| **45°** | 20.0 | 5.0 | 63 | 12 | 10 | **C83120.0X45** |
| **45°** | 25.0 | 6.3 | 67 | 12 | 10 | **C83125.0X45** |
| **45°** | 32.0 | 8.0 | 71 | 16 | 12 | **C83132.0X45** |
| **60°** | 12.0 | 5.0 | 54 | 10 | 10 | **C83112.0X60** |

| a ▷ | $d_1$ Ø mm | B | $l_1$ mm | $d_2$ Ø mm | z | e-Code |
|---|---|---|---|---|---|---|
| **60°** | 16.0 | 6.3 | 60 | 12 | 10 | **C83116.0X60** |
| **60°** | 20.0 | 8.0 | 63 | 12 | 10 | **C83120.0X60** |
| **60°** | 25.0 | 10.0 | 67 | 12 | 10 | **C83125.0X60** |
| **60°** | 32.0 | 12.5 | 71 | 16 | 12 | **C83132.0X60** |

# D500

- Double Equal-angle Cutter
- Prismenfräser
- Prismafrezen
- Fraises isocèles
- Fresas de ángulo prismático
- Fresa Isósceles

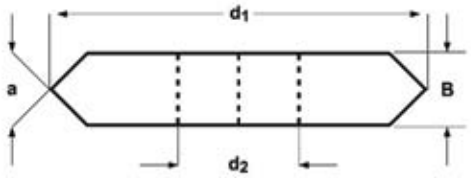

## D500

N | HSCo | DIN 847 | js16 | λ 0°

■ 1.1 1.2 1.3 1.4 2.1 2.2 3.1 3.2 3.3 3.4 4.1 4.2 5.1 5.2 6.1 6.2 6.3 7.1 7.2 7.3 7.4 8.1

● 1.5 1.6 2.3 4.3 5.3 6.4 10.1

| $d_1$ Ø mm | a ▷ | B | $d_2$ Ø mm | z | e-Code |
|---|---|---|---|---|---|
| **50** | 45° | 8 | 16 | 16 | **D50050.0X45** |
| **63** | 45° | 10 | 22 | 16 | **D50063.0X45** |
| **80** | 45° | 12 | 27 | 18 | **D50080.0X45** |
| **50** | 60° | 10 | 16 | 16 | **D50050.0X60** |
| **63** | 60° | 14 | 22 | 16 | **D50063.0X60** |
| **80** | 60° | 18 | 27 | 18 | **D50080.0X60** |

| $d_1$ Ø mm | a ▷ | B | $d_2$ Ø mm | z | e-Code |
|---|---|---|---|---|---|
| **50** | 90° | 14 | 16 | 16 | **D50050.0X90** |
| **63** | 90° | 20 | 22 | 16 | **D50063.0X90** |
| **80** | 90° | 22 | 27 | 18 | **D50080.0X90** |

# D552

- Single Angle Shell End Mill
- Winkelstirnfräser
- Hoekfrezen
- Fraise conique 2 tailles
- Fresas frontales cónicas
- Fresa de Facejamento Ângular

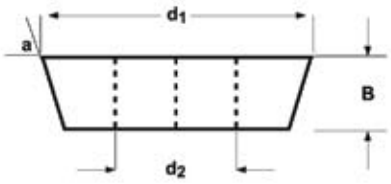

## D552

N | HSCo | DIN 842 | js16 | λ 0°

■ 1.1 1.2 1.3 1.4 2.1 2.2 3.1 3.2 3.3 3.4 4.1 4.2 5.1 5.2 6.1 6.2 6.3 7.1 7.2 7.3 7.4 8.1

● 1.5 1.6 2.3 4.3 5.3 6.4 10.1

| $d_1$ Ø mm | a ▷ | B | $d_2$ Ø mm | z | e-Code |
|---|---|---|---|---|---|
| **50** | 45° | 13 | 13 | 16 | **D55250.0X45** |
| **63** | 45° | 18 | 16 | 18 | **D55263.0X45** |
| **80** | 45° | 22 | 22 | 20 | **D55280.0X45** |
| **63** | 60° | 20 | 16 | 18 | **D55263.0X60** |

| $d_1$ Ø mm | a ▷ | B | $d_2$ Ø mm | z | e-Code |
|---|---|---|---|---|---|
| **80** | 60° | 25 | 22 | 20 | **D55280.0X60** |
| **100** | 60° | 32 | 27 | 22 | **D552100.0X60** |
| **125** | 60° | 40 | 32 | 24 | **D552125.0X60** |
| **160** | 60° | 50 | 40 | 28 | **D552160.0X60** |

# D763

- Side and Face Milling Cutter
- Scheibenfräser, kreuzverzahnt
- Schijffrees
- Fraise 3 tailles
- Fresa para ranurar
- Fresa de Facejamento Lateral

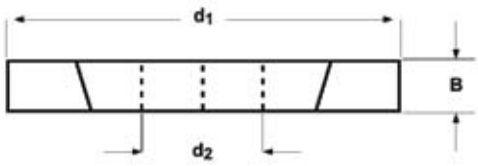

## D763

N | HSCo | DIN 885 A | js16 | λ 15°

■ 1.1 1.2 1.3 1.4 1.5 1.6 2.1 2.2 2.3 3.1 3.2 3.3 3.4 4.1 4.2 4.3 5.1 5.2 5.3 6.1 6.2 6.3 6.4 7.1 7.2 7.3 7.4 8.1

| $d_1$ Ø mm | B | $d_2$ Ø mm | z | e-Code |
|---|---|---|---|---|
| **63** | 1.6 | 22 | 32 | **D76363.0X1.6** |
| **63** | 2.0 | 22 | 32 | **D76363.0X2.0** |
| **63** | 2.5 | 22 | 32 | **D76363.0X2.5** |
| **63** | 3.0 | 22 | 28 | **D76363.0X3.0** |
| **63** | 3.5 | 22 | 28 | **D76363.0X3.5** |
| **80** | 2.0 | 27 | 36 | **D76380.0X2.0** |
| **80** | 2.5 | 27 | 36 | **D76380.0X2.5** |
| **80** | 3.0 | 27 | 32 | **D76380.0X3.0** |
| **80** | 3.5 | 27 | 32 | **D76380.0X3.5** |
| **100** | 2.0 | 32 | 44 | **D763100.0X2.0** |

| $d_1$ Ø mm | B | $d_2$ Ø mm | z | e-Code |
|---|---|---|---|---|
| **100** | 2.5 | 32 | 44 | **D763100.0X2.5** |
| **100** | 3.0 | 32 | 40 | **D763100.0X3.0** |
| **100** | 3.5 | 32 | 40 | **D763100.0X3.5** |
| **125** | 2.0 | 32 | 44 | **D763125.0X2.0** |
| **125** | 2.5 | 32 | 44 | **D763125.0X2.5** |
| **125** | 3.0 | 32 | 44 | **D763125.0X3.0** |
| **125** | 3.5 | 32 | 40 | **D763125.0X3.5** |
| **125** | 4.0 | 32 | 40 | **D763125.0X4.0** |

# D200

- Side and Face Milling Cutter
- Scheibenfräser, kreuzverzahnt
- Schijffrees
- Fraise 3 tailles
- Fresa para ranurar
- Fresa de Facejamento Lateral

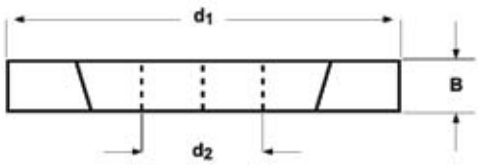

## D200

N | HSCo | DIN 885 A | js16 | λ 15°

■ 1.1 1.2 1.3 1.4 1.5 1.6 2.1 2.2 2.3 3.1 3.2 3.3 3.4 4.1 4.2 4.3 5.1 5.2 5.3 6.1 6.2 6.3 6.4 7.1 7.2 7.3 7.4 8.1

| $d_1$ Ø mm | B | $d_2$ Ø mm | z | e-Code |
|---|---|---|---|---|
| **50.00** | 4.0 | 16 | 16 | **D20050.0X4.0** |
| **50.00** | 5.0 | 16 | 16 | **D20050.0X5.0** |
| **50.00** | 6.0 | 16 | 16 | **D20050.0X6.0** |
| **50.00** | 8.0 | 16 | 16 | **D20050.0X8.0** |
| **50.00** | 10.0 | 16 | 16 | **D20050.0X10.0** |
| **63.00** | 4.0 | 22 | 18 | **D20063.0X4.0** |
| **63.00** | 5.0 | 22 | 18 | **D20063.0X5.0** |
| **63.00** | 6.0 | 22 | 18 | **D20063.0X6.0** |
| **63.00** | 8.0 | 22 | 18 | **D20063.0X8.0** |
| **63.00** | 10.0 | 22 | 18 | **D20063.0X10.0** |
| **63.00** | 12.0 | 22 | 18 | **D20063.0X12.0** |
| **63.00** | 14.0 | 22 | 18 | **D20063.0X14.0** |
| **63.00** | 16.0 | 22 | 18 | **D20063.0X16.0** |
| **80.00** | 4.0 | 27 | 20 | **D20080.0X4.0** |
| **80.00** | 5.0 | 27 | 20 | **D20080.0X5.0** |
| **80.00** | 6.0 | 27 | 20 | **D20080.0X6.0** |
| **80.00** | 8.0 | 27 | 20 | **D20080.0X8.0** |
| **80.00** | 10.0 | 27 | 20 | **D20080.0X10.0** |
| **80.00** | 12.0 | 27 | 20 | **D20080.0X12.0** |
| **80.00** | 14.0 | 27 | 20 | **D20080.0X14.0** |
| **80.00** | 16.0 | 27 | 20 | **D20080.0X16.0** |
| **80.00** | 20.0 | 27 | 20 | **D20080.0X20.0** |
| **100.00** | 4.0 | 32 | 24 | **D200100.0X4.0** |
| **100.00** | 5.0 | 32 | 24 | **D200100.0X5.0** |
| **100.00** | 6.0 | 32 | 24 | **D200100.0X6.0** |
| **100.00** | 8.0 | 32 | 22 | **D200100.0X8.0** |

| $d_1$ Ø mm | B | $d_2$ Ø mm | z | e-Code |
|---|---|---|---|---|
| **100.00** | 10.0 | 32 | 22 | **D200100.0X10.0** |
| **100.00** | 12.0 | 32 | 20 | **D200100.0X12.0** |
| **100.00** | 14.0 | 32 | 20 | **D200100.0X14.0** |
| **100.00** | 16.0 | 32 | 20 | **D200100.0X16.0** |
| **100.00** | 18.0 | 32 | 20 | **D200100.0X18.0** |
| **100.00** | 20.0 | 32 | 20 | **D200100.0X20.0** |
| **100.00** | 25.0 | 32 | 20 | **D200100.0X25.0** |
| **125.00** | 6.0 | 32 | 26 | **D200125.0X6.0** |
| **125.00** | 8.0 | 32 | 26 | **D200125.0X8.0** |
| **125.00** | 10.0 | 32 | 24 | **D200125.0X10.0** |
| **125.00** | 12.0 | 32 | 22 | **D200125.0X12.0** |
| **125.00** | 14.0 | 32 | 22 | **D200125.0X14.0** |
| **125.00** | 16.0 | 32 | 22 | **D200125.0X16.0** |
| **125.00** | 20.0 | 32 | 22 | **D200125.0X20.0** |
| **125.00** | 25.0 | 32 | 22 | **D200125.0X25.0** |
| **160.00** | 8.0 | 40 | 28 | **D200160.0X8.0** |
| **160.00** | 10.0 | 40 | 26 | **D200160.0X10.0** |
| **160.00** | 12.0 | 40 | 26 | **D200160.0X12.0** |
| **160.00** | 14.0 | 40 | 24 | **D200160.0X14.0** |
| **160.00** | 16.0 | 40 | 24 | **D200160.0X16.0** |
| **160.00** | 18.0 | 40 | 24 | **D200160.0X18.0** |
| **160.00** | 20.0 | 40 | 24 | **D200160.0X20.0** |
| **200.00** | 12.0 | 40 | 30 | **D200200.0X12.0** |
| **200.00** | 16.0 | 40 | 30 | **D200200.0X16.0** |
| **200.00** | 20.0 | 40 | 30 | **D200200.0X20.0** |

# D747

- Metal slitting saw
- Metallkreissägeblätter
- Cirkelzaag
- Fraises scies
- Sierras de ranurar o tronzar
- Serras Circulares p/ Abertura de Rasgos

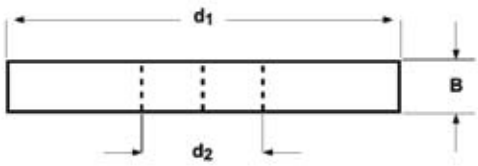

## D747

■ 1.1 1.2 1.3 2.1 3.1 3.2 3.3 4.1 4.2 5.1 5.2 6.1 6.2 6.3 7.1 7.2 7.3 8.1

| $d_1$ Ø mm | B | $d_2$ Ø mm | z | e-Code |
|---|---|---|---|---|
| **32** | 0.3 | 8 | 80 | **D74732.0X.3** |
| **32** | 0.4 | 8 | 80 | **D74732.0X.4** |
| **32** | 0.5 | 8 | 80 | **D74732.0X.5** |
| **32** | 0.6 | 8 | 64 | **D74732.0X.6** |
| **32** | 0.8 | 8 | 64 | **D74732.0X.8** |
| **32** | 1.0 | 8 | 64 | **D74732.0X1.0** |
| **32** | 1.2 | 8 | 48 | **D74732.0X1.2** |
| **32** | 1.5 | 8 | 48 | **D74732.0X1.5** |
| **32** | 1.6 | 8 | 48 | **D74732.0X1.6** |
| **32** | 2.0 | 8 | 48 | **D74732.0X2.0** |
| **32** | 2.5 | 8 | 40 | **D74732.0X2.5** |
| **32** | 3.0 | 8 | 40 | **D74732.0X3.0** |
| **40** | 0.3 | 10 | 100 | **D74740.0X.3** |
| **40** | 0.4 | 10 | 100 | **D74740.0X.4** |
| **40** | 0.5 | 10 | 80 | **D74740.0X.5** |
| **40** | 0.6 | 10 | 80 | **D74740.0X.6** |
| **40** | 0.8 | 10 | 80 | **D74740.0X.8** |
| **40** | 1.0 | 10 | 64 | **D74740.0X1.0** |
| **40** | 1.2 | 10 | 64 | **D74740.0X1.2** |
| **40** | 1.5 | 10 | 64 | **D74740.0X1.5** |
| **40** | 1.6 | 10 | 64 | **D74740.0X1.6** |
| **40** | 2.0 | 10 | 48 | **D74740.0X2.0** |
| **40** | 2.5 | 10 | 48 | **D74740.0X2.5** |
| **40** | 3.0 | 10 | 48 | **D74740.0X3.0** |
| **50** | 0.3 | 13 | 128 | **D74750.0X.3** |
| **50** | 0.4 | 13 | 100 | **D74750.0X.4** |
| **50** | 0.5 | 13 | 100 | **D74750.0X.5** |
| **50** | 0.6 | 13 | 100 | **D74750.0X.6** |
| **50** | 0.8 | 13 | 80 | **D74750.0X.8** |
| **50** | 1.0 | 13 | 80 | **D74750.0X1.0** |
| **50** | 1.2 | 13 | 80 | **D74750.0X1.2** |
| **50** | 1.5 | 13 | 64 | **D74750.0X1.5** |
| **50** | 1.6 | 13 | 64 | **D74750.0X1.6** |
| **50** | 2.0 | 13 | 64 | **D74750.0X2.0** |
| **50** | 2.5 | 13 | 64 | **D74750.0X2.5** |
| **50** | 3.0 | 13 | 48 | **D74750.0X3.0** |
| **50** | 4.0 | 13 | 48 | **D74750.0X4.0** |
| **50** | 5.0 | 13 | 48 | **D74750.0X5.0** |
| **50** | 6.0 | 13 | 40 | **D74750.0X6.0** |
| **63** | 0.3 | 16 | 128 | **D74763.0X.3** |
| **63** | 0.4 | 16 | 128 | **D74763.0X.4** |
| **63** | 0.5 | 16 | 128 | **D74763.0X.5** |
| **63** | 0.6 | 16 | 100 | **D74763.0X.6** |
| **63** | 0.8 | 16 | 100 | **D74763.0X.8** |
| **63** | 1.0 | 16 | 100 | **D74763.0X1.0** |
| **63** | 1.2 | 16 | 80 | **D74763.0X1.2** |

| $d_1$ Ø mm | B | $d_2$ Ø mm | z | e-Code |
|---|---|---|---|---|
| **63** | 1.5 | 16 | 80 | **D74763.0X1.5** |
| **63** | 1.6 | 16 | 80 | **D74763.0X1.6** |
| **63** | 2.0 | 16 | 80 | **D74763.0X2.0** |
| **63** | 2.5 | 16 | 64 | **D74763.0X2.5** |
| **63** | 3.0 | 16 | 64 | **D74763.0X3.0** |
| **63** | 4.0 | 16 | 64 | **D74763.0X4.0** |
| **63** | 5.0 | 16 | 48 | **D74763.0X5.0** |
| **63** | 6.0 | 16 | 48 | **D74763.0X6.0** |
| **80** | 0.4 | 22 | 160 | **D74780.0X.4** |
| **80** | 0.5 | 22 | 128 | **D74780.0X.5** |
| **80** | 0.6 | 22 | 128 | **D74780.0X.6** |
| **80** | 0.8 | 22 | 128 | **D74780.0X.8** |
| **80** | 1.0 | 22 | 100 | **D74780.0X1.0** |
| **80** | 1.2 | 22 | 100 | **D74780.0X1.2** |
| **80** | 1.5 | 22 | 100 | **D74780.0X1.5** |
| **80** | 1.6 | 22 | 100 | **D74780.0X1.6** |
| **80** | 2.0 | 22 | 80 | **D74780.0X2.0** |
| **80** | 2.5 | 22 | 80 | **D74780.0X2.5** |
| **80** | 3.0 | 22 | 80 | **D74780.0X3.0** |
| **80** | 4.0 | 22 | 64 | **D74780.0X4.0** |
| **80** | 5.0 | 22 | 64 | **D74780.0X5.0** |
| **80** | 6.0 | 22 | 64 | **D74780.0X6.0** |
| **100** | 0.5 | 22 | 160 | **D747100.0X.5** |
| **100** | 0.6 | 22 | 160 | **D747100.0X.6** |
| **100** | 0.8 | 22 | 128 | **D747100.0X.8** |
| **100** | 1.0 | 22 | 128 | **D747100.0X1.0** |
| **100** | 1.2 | 22 | 128 | **D747100.0X1.2** |
| **100** | 1.5 | 22 | 100 | **D747100.0X1.5** |
| **100** | 1.6 | 22 | 100 | **D747100.0X1.6** |
| **100** | 2.0 | 22 | 100 | **D747100.0X2.0** |
| **100** | 2.5 | 22 | 100 | **D747100.0X2.5** |
| **100** | 3.0 | 22 | 80 | **D747100.0X3.0** |
| **100** | 4.0 | 22 | 80 | **D747100.0X4.0** |
| **100** | 5.0 | 22 | 80 | **D747100.0X5.0** |
| **100** | 6.0 | 22 | 64 | **D747100.0X6.0** |
| **125** | 1.0 | 22 | 160 | **D747125.0X1.0** |
| **125** | 1.2 | 22 | 128 | **D747125.0X1.2** |
| **125** | 1.5 | 22 | 128 | **D747125.0X1.5** |
| **125** | 1.6 | 22 | 128 | **D747125.0X1.6** |
| **125** | 2.0 | 22 | 128 | **D747125.0X2.0** |
| **125** | 2.5 | 22 | 100 | **D747125.0X2.5** |
| **125** | 3.0 | 22 | 100 | **D747125.0X3.0** |
| **125** | 4.0 | 22 | 100 | **D747125.0X4.0** |
| **125** | 5.0 | 22 | 80 | **D747125.0X5.0** |
| **125** | 6.0 | 22 | 80 | **D747125.0X6.0** |
| **160** | 1.0 | 32 | 160 | **D747160.0X1.0** |

# D747

| $d_1$ Ø mm | B | $d_2$ Ø mm | z | e-Code |
|---|---|---|---|---|
| **160** | 1.2 | 32 | 160 | **D747160.0X1.2** |
| **160** | 1.5 | 32 | 160 | **D747160.0X1.5** |
| **160** | 1.6 | 32 | 160 | **D747160.0X1.6** |
| **160** | 2.0 | 32 | 128 | **D747160.0X2.0** |
| **160** | 2.5 | 32 | 128 | **D747160.0X2.5** |
| **160** | 3.0 | 32 | 128 | **D747160.0X3.0** |
| **160** | 4.0 | 32 | 100 | **D747160.0X4.0** |
| **160** | 5.0 | 32 | 100 | **D747160.0X5.0** |
| **160** | 6.0 | 32 | 100 | **D747160.0X6.0** |
| **200** | 1.0 | 32 | 200 | **D747200.0X1.0** |
| **200** | 1.2 | 32 | 200 | **D747200.0X1.2** |
| **200** | 1.5 | 32 | 160 | **D747200.0X1.5** |
| **200** | 1.6 | 32 | 160 | **D747200.0X1.6** |
| **200** | 2.0 | 32 | 160 | **D747200.0X2.0** |
| **200** | 2.5 | 32 | 160 | **D747200.0X2.5** |
| **200** | 3.0 | 32 | 128 | **D747200.0X3.0** |

| $d_1$ Ø mm | B | $d_2$ Ø mm | z | e-Code |
|---|---|---|---|---|
| **200** | 4.0 | 32 | 128 | **D747200.0X4.0** |
| **200** | 5.0 | 32 | 128 | **D747200.0X5.0** |
| **200** | 6.0 | 32 | 100 | **D747200.0X6.0** |
| **250** | 2.0 | 32 | 200 | **D747250.0X2.0** |
| **250** | 2.5 | 32 | 160 | **D747250.0X2.5** |
| **250** | 3.0 | 32 | 160 | **D747250.0X3.0** |
| **250** | 4.0 | 32 | 160 | **D747250.0X4.0** |
| **250** | 5.0 | 32 | 128 | **D747250.0X5.0** |
| **250** | 6.0 | 32 | 128 | **D747250.0X6.0** |
| **315** | 2.5 | 40 | 200 | **D747315.0X2.5** |
| **315** | 3.0 | 40 | 200 | **D747315.0X3.0** |
| **315** | 4.0 | 40 | 160 | **D747315.0X4.0** |
| **315** | 5.0 | 40 | 160 | **D747315.0X5.0** |
| **315** | 6.0 | 40 | 160 | **D747315.0X6.0** |

# D745

- Metal slitting saw
- Metallkreissägeblätter
- Cirkelzaag
- Fraises scies
- Sierras de ranurar o tronzar
- Serras Circulares p/ Abertura de Rasgos

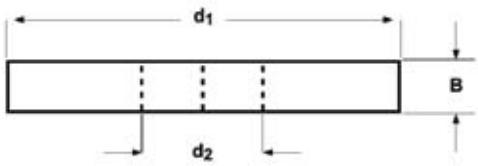

## D745

■ 1.1 1.2 1.3 2.1 3.1 3.2 3.3 4.1 4.2 5.1 5.2 6.1 6.2 6.3 7.1 7.2 7.3 8.1

| $d_1$ Ø mm | B | $d_2$ Ø mm | z | e-Code |
|---|---|---|---|---|
| **50** | 0.5 | 13 | 48 | **D74550.0X.5** |
| **50** | 0.6 | 13 | 48 | **D74550.0X.6** |
| **50** | 0.8 | 13 | 50 | **D74550.0X.8** |
| **50** | 1.0 | 13 | 40 | **D74550.0X1.0** |
| **50** | 1.2 | 13 | 40 | **D74550.0X1.2** |
| **50** | 1.5 | 13 | 32 | **D74550.0X1.5** |
| **50** | 1.6 | 13 | 32 | **D74550.0X1.6** |
| **50** | 2.0 | 13 | 32 | **D74550.0X2.0** |
| **50** | 2.5 | 13 | 32 | **D74550.0X2.5** |
| **50** | 3.0 | 13 | 24 | **D74550.0X3.0** |
| **63** | 0.5 | 16 | 64 | **D74563.0X.5** |
| **63** | 0.6 | 16 | 48 | **D74563.0X.6** |
| **63** | 0.8 | 16 | 48 | **D74563.0X.8** |
| **63** | 1.0 | 16 | 48 | **D74563.0X1.0** |
| **63** | 1.2 | 16 | 40 | **D74563.0X1.2** |
| **63** | 1.5 | 16 | 40 | **D74563.0X1.5** |
| **63** | 1.6 | 16 | 40 | **D74563.0X1.6** |
| **63** | 2.0 | 16 | 40 | **D74563.0X2.0** |
| **63** | 2.5 | 16 | 32 | **D74563.0X2.5** |
| **63** | 3.0 | 16 | 32 | **D74563.0X3.0** |
| **80** | 0.5 | 22 | 64 | **D74580.0X.5** |
| **80** | 0.6 | 22 | 64 | **D74580.0X.6** |
| **80** | 0.8 | 22 | 64 | **D74580.0X.8** |
| **80** | 1.0 | 22 | 48 | **D74580.0X1.0** |
| **80** | 1.2 | 22 | 48 | **D74580.0X1.2** |
| **80** | 1.5 | 22 | 48 | **D74580.0X1.5** |
| **80** | 1.6 | 22 | 48 | **D74580.0X1.6** |
| **80** | 2.0 | 22 | 40 | **D74580.0X2.0** |
| **80** | 2.5 | 22 | 40 | **D74580.0X2.5** |
| **80** | 3.0 | 22 | 40 | **D74580.0X3.0** |
| **80** | 4.0 | 22 | 32 | **D74580.0X4.0** |
| **80** | 5.0 | 22 | 32 | **D74580.0X5.0** |
| **80** | 6.0 | 22 | 32 | **D74580.0X6.0** |
| **100** | 0.5 | 22 | 80 | **D745100.0X.5** |
| **100** | 0.6 | 22 | 80 | **D745100.0X.6** |
| **100** | 0.8 | 22 | 64 | **D745100.0X.8** |
| **100** | 1.0 | 22 | 64 | **D745100.0X1.0** |
| **100** | 1.2 | 22 | 64 | **D745100.0X1.2** |
| **100** | 1.5 | 22 | 48 | **D745100.0X1.5** |
| **100** | 1.6 | 22 | 48 | **D745100.0X1.6** |
| **100** | 2.0 | 22 | 48 | **D745100.0X2.0** |
| **100** | 2.5 | 22 | 48 | **D745100.0X2.5** |

| $d_1$ Ø mm | B | $d_2$ Ø mm | z | e-Code |
|---|---|---|---|---|
| **100** | 3.0 | 22 | 40 | **D745100.0X3.0** |
| **100** | 4.0 | 22 | 40 | **D745100.0X4.0** |
| **100** | 5.0 | 22 | 40 | **D745100.0X5.0** |
| **100** | 6.0 | 22 | 32 | **D745100.0X6.0** |
| **125** | 1.0 | 22 | 80 | **D745125.0X1.0** |
| **125** | 1.2 | 22 | 64 | **D745125.0X1.2** |
| **125** | 1.5 | 22 | 64 | **D745125.0X1.5** |
| **125** | 1.6 | 22 | 64 | **D745125.0X1.6** |
| **125** | 2.0 | 22 | 64 | **D745125.0X2.0** |
| **125** | 2.5 | 22 | 48 | **D745125.0X2.5** |
| **125** | 3.0 | 22 | 48 | **D745125.0X3.0** |
| **125** | 4.0 | 22 | 48 | **D745125.0X4.0** |
| **125** | 5.0 | 22 | 40 | **D745125.0X5.0** |
| **125** | 6.0 | 22 | 40 | **D745125.0X6.0** |
| **160** | 1.0 | 32 | 80 | **D745160.0X1.0** |
| **160** | 1.2 | 32 | 80 | **D745160.0X1.2** |
| **160** | 1.5 | 32 | 80 | **D745160.0X1.5** |
| **160** | 1.6 | 32 | 80 | **D745160.0X1.6** |
| **160** | 2.0 | 32 | 64 | **D745160.0X2.0** |
| **160** | 2.5 | 32 | 64 | **D745160.0X2.5** |
| **160** | 3.0 | 32 | 64 | **D745160.0X3.0** |
| **160** | 4.0 | 32 | 48 | **D745160.0X4.0** |
| **160** | 5.0 | 32 | 48 | **D745160.0X5.0** |
| **160** | 6.0 | 32 | 48 | **D745160.0X6.0** |
| **200** | 1.0 | 32 | 100 | **D745200.0X1.0** |
| **200** | 1.2 | 32 | 100 | **D745200.0X1.2** |
| **200** | 1.5 | 32 | 80 | **D745200.0X1.5** |
| **200** | 1.6 | 32 | 80 | **D745200.0X1.6** |
| **200** | 2.0 | 32 | 80 | **D745200.0X2.0** |
| **200** | 2.5 | 32 | 80 | **D745200.0X2.5** |
| **200** | 3.0 | 32 | 64 | **D745200.0X3.0** |
| **200** | 4.0 | 32 | 64 | **D745200.0X4.0** |
| **200** | 5.0 | 32 | 64 | **D745200.0X5.0** |
| **200** | 6.0 | 32 | 48 | **D745200.0X6.0** |
| **250** | 2.0 | 32 | 80 | **D745250.0X2.0** |
| **250** | 2.5 | 32 | 80 | **D745250.0X2.5** |
| **250** | 3.0 | 32 | 80 | **D745250.0X3.0** |
| **250** | 4.0 | 32 | 80 | **D745250.0X4.0** |
| **250** | 5.0 | 32 | 64 | **D745250.0X5.0** |
| **250** | 6.0 | 32 | 64 | **D745250.0X6.0** |
| **315** | 2.5 | 40 | 100 | **D745315.0X2.5** |
| **315** | 3.0 | 40 | 100 | **D745315.0X3.0** |

# D750 / D751

- Metal slitting saw
- Fraises scies
- Metallkreissägeblätter
- Sierras de ranurar o tronzar
- Cirkelzaag
- Serras Circulares p/ Abertura de Rasgos

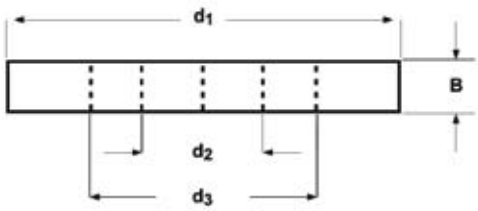

## D750

■ 1.1 1.2 1.3 2.1 3.1 3.2 3.3 4.1 4.2 5.1 5.2 6.1 6.2 6.3 7.1 7.2 7.3 8.1

| $d_1$ Ø mm | B | $d_2$ Ø mm | z | P mm | $d_3$ Ø mm | e-Code |
|---|---|---|---|---|---|---|
| **200** | 1.8 | 32 | 128 | 5 | 95 | **D750200.0X1.8** |
| **225** | 2.0 | 32 | 140 | 5 | 95 | **D750225.0X2.0** |
| **250** | 2.0 | 32 | 160 | 5 | 95 | **D750250.0X2.0** |
| **275** | 2.5 | 32 | 180 | 5 | 105 | **D750275.0X2.5** |

| $d_1$ Ø mm | B | $d_2$ Ø mm | z | P mm | $d_3$ Ø mm | e-Code |
|---|---|---|---|---|---|---|
| **300** | 2.5 | 32 | 180 | 5 | 105 | **D750300.0X2.5** |
| **315** | 2.5 | 32 | 200 | 5 | 105 | **D750315.0X2.5** |
| **350** | 2.5 | 32 | 220 | 5 | 110 | **D750350.0X2.5** |

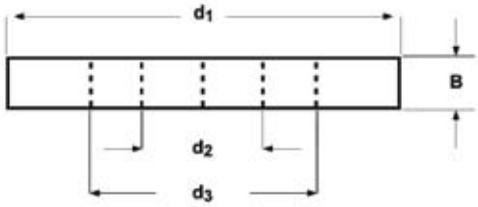

## D751

■ 1.1 1.2 1.3 2.1 3.1 3.2 3.3 4.1 4.2 5.1 5.2 6.1 6.2 6.3 7.1 7.2 7.3 8.1

| $d_1$ Ø mm | B | $d_2$ Ø mm | z | P mm | $d_3$ Ø mm | e-Code |
|---|---|---|---|---|---|---|
| **200** | 1.8 | 32 | 160 | 4 | 95 | **D751200.0X1.8X160** |
| **200** | 1.8 | 32 | 200 | 3 | 95 | **D751200.0X1.8X200** |
| **225** | 2.0 | 32 | 180 | 4 | 95 | **D751225.0X2.0X180** |
| **225** | 2.0 | 32 | 220 | 3 | 95 | **D751225.0X2.0X220** |
| **250** | 2.0 | 32 | 200 | 4 | 95 | **D751250.0X2.0X200** |
| **250** | 2.0 | 32 | 250 | 3 | 95 | **D751250.0X2.0X250** |
| **275** | 2.5 | 32 | 220 | 4 | 105 | **D751275.0X2.5X220** |
| **275** | 2.5 | 32 | 280 | 3 | 105 | **D751275.0X2.5X280** |

| $d_1$ Ø mm | B | $d_2$ Ø mm | z | P mm | $d_3$ Ø mm | e-Code |
|---|---|---|---|---|---|---|
| **300** | 2.5 | 32 | 220 | 4 | 105 | **D751300.0X2.5X220** |
| **300** | 2.5 | 32 | 300 | 3 | 105 | **D751300.0X2.5X300** |
| **315** | 2.5 | 32 | 240 | 4 | 105 | **D751315.0X2.5X240** |
| **315** | 2.5 | 32 | 320 | 3 | 105 | **D751315.0X2.5X320** |
| **350** | 2.5 | 32 | 280 | 4 | 110 | **D751350.0X2.5X280** |
| **350** | 2.5 | 32 | 350 | 3 | 110 | **D751350.0X2.5X350** |

# D752 / D753

- Metal slitting saw
- Metallkreissägeblätter
- Cirkelzaag
- Fraises scies
- Sierras de ranurar o tronzar
- Serras Circulares p/ Abertura de Rasgos

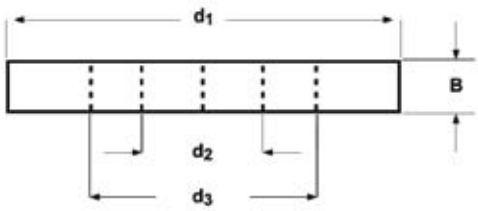

## D752

■ 1.1 1.2 1.3 2.1 3.1 3.2 3.3 4.1 4.2 5.1 5.2 6.1 6.2 6.3 7.1 7.2 7.3 8.1

| $d_1$ Ø mm | B | $d_2$ Ø mm | z | P mm | $d_3$ Ø mm | e-Code |
|---|---|---|---|---|---|---|
| **200** | 1.8 | 32 | 80 | 8 | 95 | **D752200.0X1.8X80** |
| **200** | 1.8 | 32 | 100 | 6 | 95 | **D752200.0X1.8X100** |
| **225** | 2.0 | 32 | 90 | 8 | 95 | **D752225.0X2.0X90** |
| **225** | 2.0 | 32 | 120 | 6 | 95 | **D752225.0X2.0X120** |
| **250** | 2.0 | 32 | 128 | 6 | 95 | **D752250.0X2.0X128** |
| **275** | 2.5 | 32 | 110 | 8 | 105 | **D752275.0X2.5X110** |

| $d_1$ Ø mm | B | $d_2$ Ø mm | z | P mm | $d_3$ Ø mm | e-Code |
|---|---|---|---|---|---|---|
| **300** | 2.5 | 32 | 160 | 6 | 105 | **D752300.0X2.5X160** |
| **315** | 2.5 | 32 | 160 | 6 | 105 | **D752315.0X2.5X160** |
| **350** | 2.5 | 32 | 180 | 6 | 110 | **D752350.0X2.5X180** |

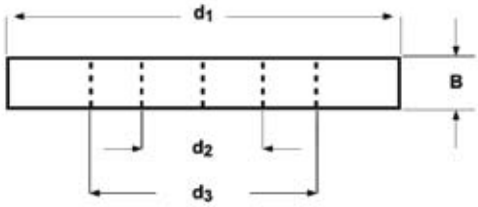

## D753

■ 1.1 1.2 1.3 2.1 3.1 3.2 3.3 4.1 4.2 5.1 5.2 6.1 6.2 6.3 7.1 7.2 7.3 8.1

| $d_1$ Ø mm | B | $d_2$ Ø mm | z | P mm | $d_3$ Ø mm | e-Code |
|---|---|---|---|---|---|---|
| **250** | 2.0 | 32 | 100 | 8 | 95 | **D753250.0X2.0** |
| **300** | 2.5 | 32 | 120 | 8 | 105 | **D753300.0X2.5** |

| $d_1$ Ø mm | B | $d_2$ Ø mm | z | P mm | $d_3$ Ø mm | e-Code |
|---|---|---|---|---|---|---|
| **315** | 2.5 | 32 | 120 | 8 | 105 | **D753315.0X2.5** |
| **350** | 2.5 | 32 | 140 | 8 | 110 | **D753350.0X2.5** |

# D400 / D420

DORMER

- Shell End Mill
- Walzenstirnfräser
- Mantelkopfrezen
- Fraises 2 tailles finition à trou lisse
- Fresas frontales cilíndricas
- Fresas de Acabamento Tipo Tacho

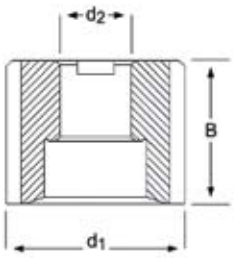

## D400

N | HSCo | DIN 1880 | js16 | λ 30°

■ 1.1 1.2 1.3 1.4 2.1 2.3 3.1 3.2 3.3 3.4 4.1 5.1 6.1 6.2 6.3 7.2 7.3

● 1.5 1.6 2.2 4.2 4.3 5.2 5.3 6.4 7.1 7.4 8.1 8.2 8.3 10.1

| $d_1$ Ø mm | B | $d_2$ Ø mm | z | e-Code |
|---|---|---|---|---|
| 40.00 | 32 | 16 | 8 | D40040.0 |
| 50.00 | 36 | 22 | 8 | D40050.0 |
| 63.00 | 40 | 27 | 8 | D40063.0 |
| 80.00 | 45 | 27 | 10 | D40080.0 |

| $d_1$ Ø mm | B | $d_2$ Ø mm | z | e-Code |
|---|---|---|---|---|
| 100.00 | 50 | 32 | 12 | D400100.0 |

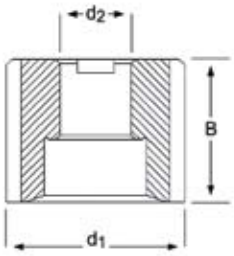

## D420

N | HSCo | TiCN | DIN 1880 | js16 | λ 30°

■ 1.1 1.2 1.3 1.4 1.5 1.6 2.1 2.2 2.3 3.1 3.2 3.3 3.4 4.1 4.2 4.3 5.1 5.2 5.3 6.1 6.2 6.3 6.4 7.2 7.3 7.4 8.1 10.1

● 7.1 8.2 8.3

| $d_1$ Ø mm | B | $d_2$ Ø mm | z | e-Code |
|---|---|---|---|---|
| 40.00 | 32 | 16 | 8 | D42040.0 |
| 50.00 | 36 | 22 | 8 | D42050.0 |
| 63.00 | 40 | 27 | 8 | D42063.0 |
| 80.00 | 45 | 27 | 10 | D42080.0 |

| $d_1$ Ø mm | B | $d_2$ Ø mm | z | e-Code |
|---|---|---|---|---|
| 100.00 | 50 | 32 | 12 | D420100.0 |

# D413 / D401

- Shell End Mill
- Walzenstirnfräser
- Mantelkopfrezen
- Fraises 2 tailles finition à trou lisse
- Fresas frontales cilíndricas
- Fresas de Acabamento Tipo Tacho

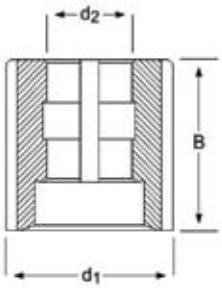

## D413

N | HSCo | DIN 841 | js16 | λ 30°

■ 1.1 1.2 1.3 1.4 2.1 2.3 3.1 3.2 3.3 3.4 4.1 5.1 6.1 6.2 6.3 7.2 7.3

● 1.5 1.6 2.2 4.2 4.3 5.2 5.3 6.4 7.1 7.4 8.1 8.2 8.3 10.1

| $d_1$ Ø mm | B | $d_2$ Ø$h_7$ mm | z | e-Code |
|---|---|---|---|---|
| **35.00** | 35 | 16 | 6 | **D41335.0** |
| **40.00** | 40 | 16 | 6 | **D41340.0** |
| **50.00** | 50 | 22 | 6 | **D41350.0** |
| **60.00** | 60 | 27 | 8 | **D41360.0** |

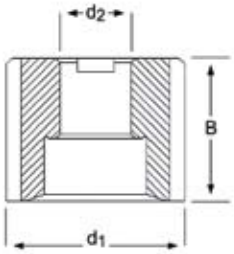

## D401

W | HSCo | DIN 1880 | js16 | λ 30°

■ 1.1 1.2 2.1 4.1 5.1 6.1 6.2 6.3 7.1 7.2 7.3

● 1.3 1.4 1.5 2.2 2.3 3.1 3.2 3.3 3.4 4.2 4.3 5.2 5.3 6.4 7.4 8.1 8.2 8.3

| $d_1$ Ø mm | B | $d_2$ Ø mm | z | e-Code |
|---|---|---|---|---|
| **40.00** | 32 | 16 | 4 | **D40140.0** |
| **50.00** | 36 | 22 | 4 | **D40150.0** |
| **63.00** | 40 | 27 | 4 | **D40163.0** |
| **80.00** | 45 | 27 | 6 | **D40180.0** |
| **100.00** | 50 | 32 | 6 | **D401100.0** |

# D402 / D422

DORMER

- Shell End Mill
- Walzenstirnfräser
- Mantelkopfrezen
- Fraises 2 tailles ébauche à trou lisse
- Fresas frontales cilíndricas
- Fresas de Acabamento Tipo Tacho

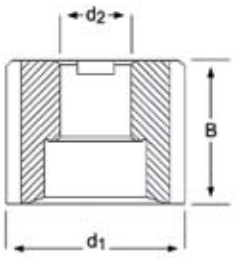

## D402

NR | HSCo | DIN 1880 | js16 | λ 30°

■ 1.1 1.2 1.3 1.4 2.1 2.3 3.1 3.2 3.3 3.4 4.1 5.1 6.1 6.2 6.3 7.2 7.3

● 1.5 1.6 2.2 4.2 4.3 5.2 5.3 6.4 7.1 7.4 8.1 8.2 8.3 10.1

| $d_1$ Ø mm | B | $d_2$ Ø mm | z | e-Code |
|---|---|---|---|---|
| 40.00 | 32 | 16 | 6 | D40240.0 |
| 50.00 | 36 | 22 | 6 | D40250.0 |
| 63.00 | 40 | 27 | 8 | D40263.0 |
| 80.00 | 45 | 27 | 8 | D40280.0 |

| $d_1$ Ø mm | B | $d_2$ Ø mm | z | e-Code |
|---|---|---|---|---|
| 100.00 | 50 | 32 | 10 | D402100.0 |
| 125.00 | 56 | 40 | 12 | D402125.0 |

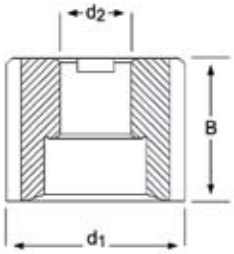

## D422

NR | HSCo | TiCN | DIN 1880 | js16 | λ 30°

■ 1.1 1.2 1.3 1.4 1.5 1.6 2.1 2.2 2.3 3.1 3.2 3.3 3.4 4.1 4.2 4.3 5.1 5.2 5.3 6.1 6.2 6.3 6.4 7.2 7.3 7.4 8.1 10.1

● 7.1 8.2 8.3

| $d_1$ Ø mm | B | $d_2$ Ø mm | z | e-Code |
|---|---|---|---|---|
| 40.00 | 32 | 16 | 6 | D42240.0 |
| 50.00 | 36 | 22 | 6 | D42250.0 |
| 63.00 | 40 | 27 | 8 | D42263.0 |
| 80.00 | 45 | 27 | 8 | D42280.0 |

| $d_1$ Ø mm | B | $d_2$ Ø mm | z | e-Code |
|---|---|---|---|---|
| 100.00 | 50 | 32 | 10 | D422100.0 |

# D412

- Shell End Mill
- Walzenstirnfräser
- Mantelkopfrezen
- Fraises 2 tailles ébauche à trou lisse
- Fresas frontales cilíndricas
- Fresas de Acabamento Tipo Tacho

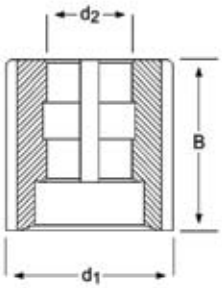

## D412

■ 1.1 1.2 1.3 1.4 2.1 2.3 3.1 3.2 3.3 3.4 4.1 5.1 6.1 6.2 6.3 7.2 7.3

● 1.5 1.6 2.2 4.2 4.3 5.2 5.3 6.4 7.1 7.4 8.1 8.2 8.3 10.1

| $d_1$ Ø mm | B | $d_2$ Ø mm | z | e-Code |
|---|---|---|---|---|
| **40.00** | 40 | 16 | 6 | **D41240.0** |
| **50.00** | 50 | 22 | 8 | **D41250.0** |

| $d_1$ Ø mm | B | $d_2$ Ø mm | z | e-Code |
|---|---|---|---|---|
| **60.00** | 60 | 27 | 10 | **D41260.0** |

# D403 / D423

DORMER

- Shell End Mill
- Walzenstirnfräser
- Mantelkopfrezen
- Fraises 2 tailles ébauche à trou lisse
- Fresas frontales cilíndricas
- Fresas de Acabamento Tipo Tacho

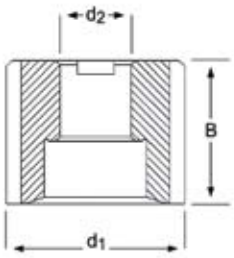

## D403

NF | HSCo | DIN 1880 | js16 | λ 30°

■ 1.1 1.2 1.3 1.4 2.1 2.3 3.1 3.2 3.3 3.4 4.1 5.1 6.1 6.2 6.3 7.2 7.3

● 1.5 1.6 2.2 4.2 4.3 5.2 5.3 6.4 7.1 7.4 8.1 8.2 8.3 10.1

| $d_1$ Ø mm | B | $d_2$ Ø mm | z | e-Code |
|---|---|---|---|---|
| 40.00 | 32 | 16 | 6 | D40340.0 |
| 50.00 | 36 | 22 | 6 | D40350.0 |
| 63.00 | 40 | 27 | 8 | D40363.0 |
| 80.00 | 45 | 27 | 8 | D40380.0 |

| $d_1$ Ø mm | B | $d_2$ Ø mm | z | e-Code |
|---|---|---|---|---|
| 100.00 | 50 | 32 | 10 | D403100.0 |
| 125.00 | 56 | 40 | 12 | D403125.0 |

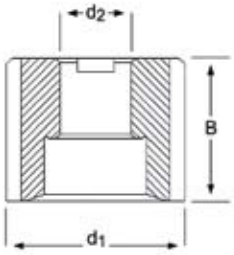




## D423

NF | HSCo | TiCN | DIN 1880 | js16 | λ 30°

■ 1.1 1.2 1.3 1.4 1.5 1.6 2.1 2.2 2.3 3.1 3.2 3.3 3.4 4.1 4.2 4.3 5.1 5.2 5.3 6.1 6.2 6.3 6.4 7.2 7.3 7.4 8.1 10.1

● 7.1 8.2 8.3

| $d_1$ Ø mm | B | $d_2$ Ø mm | z | e-Code |
|---|---|---|---|---|
| 40.00 | 32 | 16 | 6 | D42340.0 |
| 50.00 | 36 | 22 | 6 | D42350.0 |
| 63.00 | 40 | 27 | 8 | D42363.0 |
| 80.00 | 45 | 27 | 8 | D42380.0 |

| $d_1$ Ø mm | B | $d_2$ Ø mm | z | e-Code |
|---|---|---|---|---|
| 100.00 | 50 | 32 | 10 | D423100.0 |

**K**

K100 748
K101 748
K102 749
K103 749
K104 750
K200 751
K201 751
K202 751
K203 751
K204 751
K300 745
K301 745
K302 745
K303 745
K304 745
K305 745
K310 746
K311 746
K312 746
K313 746
K314 746
K330 747
K331 747
K332 747
K333 747
K334 747
K520 752
K521 753
K522 754
K540 755
K541 756
K542 756

**M**

M150 757
M151 758
M152 759
M200 760

741 - 760

DORMER

| | K300 | K301 | K302 | K303 | K304 | K305 | K310 | K311 | K312 | K313 | K314 |
|---|---|---|---|---|---|---|---|---|---|---|---|
| | HSCo | HSCo | HSCo | HSCo | HSCo | HSCo | HSCo | HSCo | HSCo | HSCo | HSCo |
| | | | | | | | | | | | |
| | | | | | | | TiN | TiN | TiN | TiN | TiN |
| | D | D | D | D | D | D | D | D | D | D | D |
| | 0° | 8°R | 8°L | 15°R | 15°L | 0° | 0° | 8°R | 8°L | 15°R | 15°L |
| | 1.50 - 2.50 | 1.50 - 2.50 | 1.50 - 2.50 | 1.50 - 2.50 | 1.50 - 2.50 | 1.10 - 2.15 | 23.00 - 40.00 | 23.00 - 40.00 | 23.00 - 40.00 | 23.00 - 40.00 | 23.00 - 23.00 |
| | 745 | 745 | 745 | 745 | 745 | 745 | 746 | 746 | 746 | 746 | 746 |
| 1.1 | ■50A | ■50A | ■50A | ■50A | ■50A | ■50A | ■120A | ■120A | ■120A | ■120A | ■120A |
| 1.2 | ■40B | ■40B | ■40B | ■40B | ■40B | ■40B | ■100B | ■100B | ■100B | ■100B | ■100B |
| 1.3 | ●30C | ●30C | ●30C | ●30C | ●30C | ●30C | ■60C | ■60C | ■60C | ■60C | ■60C |
| 1.4 | ●20D | ●20D | ●20D | ●20D | ●20D | ●20D | ●50D | ●50D | ●50D | ●50D | ●50D |
| 1.5 | | | | | | | ●20E | ●20E | ●20E | ●20E | ●20E |
| 1.6 | | | | | | | | | | | |
| 1.7 | | | | | | | | | | | |
| 1.8 | | | | | | | | | | | |
| 2.1 | ●15C | ●15C | ●15C | ●15C | ●15C | ●15C | ■20C | ■20C | ■20C | ■20C | ■20C |
| 2.2 | | | | | | | ■20C | ■20C | ■20C | ■20C | ■20C |
| 2.3 | | | | | | | ●10B | ●10B | ●10B | ●10B | ●10B |
| 2.4 | | | | | | | | | | | |
| 3.1 | | | | | | | | | | | |
| 3.2 | | | | | | | | | | | |
| 3.3 | | | | | | | | | | | |
| 3.4 | | | | | | | | | | | |
| 4.1 | | | | | | | | | | | |
| 4.2 | | | | | | | | | | | |
| 4.3 | | | | | | | | | | | |
| 5.1 | | | | | | | | | | | |
| 5.2 | | | | | | | | | | | |
| 5.3 | | | | | | | | | | | |
| 6.1 | ●100B | ●100B | ●100B | ●100B | ●100B | ●100B | ■250B | ■250B | ■250B | ■250B | ■250B |
| 6.2 | ■65C | ■65C | ■65C | ■65C | ■65C | ■65C | ■160C | ■160C | ■160C | ■160C | ■160C |
| 6.3 | ■100B | ■100B | ■100B | ■100B | ■100B | ■100B | ■250B | ■250B | ■250B | ■250B | ■250B |
| 6.4 | | | | | | | | | | | |
| 7.1 | ●150A | ●150A | ●150A | ●150A | ●150A | ●150A | ■370A | ■370A | ■370A | ■370A | ■370A |
| 7.2 | ●150B | ●150B | ●150B | ●150B | ●150B | ●150B | ■370B | ■370B | ■370B | ■370B | ■370B |
| 7.3 | | | | | | | ■110C | ■110C | ■110C | ■110C | ■110C |
| 7.4 | | | | | | | ●45D | ●45D | ●45D | ●45D | ●45D |
| 8.1 | | | | | | | | | | | |
| 8.2 | | | | | | | | | | | |
| 8.3 | | | | | | | | | | | |
| 9.1 | | | | | | | | | | | |
| 10.1 | | | | | | | | | | | |

| | | |
|---|---|---|
| A | 0,20 | 0,25 |
| B | 0,15 | 0,20 |
| C | 0,10 | 0,15 |
| D | 0,05 | 0,10 |
| E | 0,03 | 0,05 |

| | K330 | K331 | K332 | K333 | K334 | K100 | K101 | K102 | K103 | K104 | K200 | K201 | K202 | K203 | K204 |
|---|---|---|---|---|---|---|---|---|---|---|---|---|---|---|---|
| | HSCo | HSCo | HSCo | HSCo | HSCo | | | | | | | | | | |
| | | | | | |  | | | | | | | | | |
| | TiAlN | TiAlN | TiAlN | TiAlN | TiAlN | | | | | | | | | | |
| | D | D | D | D | D | D | D | D | D | D | | | | | |
| | 0° | 8°R | 8°L | 15°R | 15°L | | | | | | | | | | |
| | | | | | | | | | | | | | | | |
| | | | | | | | | | | | | | | | |
| | | | | | | | | | | | | | | | |
| | | | | | | | | | | | | | | | |
| | | | | | | | | | | | | | | | |
| | | | | | | | | | | | | | | | |
| | | | | | | | | | | | | | | | |
| | 23.00 - 40.00 | 23.00 - 40.00 | 23.00 - 40.00 | 23.00 - 40.00 | 23.00 - 40.00 | 10.00 - 20.00 | 12.00 - 20.00 | 10.00 - 14.00 | 16.00 - 32.00 | 16.00 - 32.00 | 1.50 | 1.50 | 1.50 | 2.50 | 2.50 |
| | | | | | | | | | | | | | | | |
| | 747 | 747 | 747 | 747 | 747 | 748 | 748 | 749 | 749 | 750 | 751 | 751 | 751 | 751 | 751 |
| 1.1 | ■120A | ■120A | ■120A | ■120A | ■120A | | | | | | | | | | |
| 1.2 | ■100B | ■100B | ■100B | ■100B | ■100B | | | | | | | | | | |
| 1.3 | ■60C | ■60C | ■60C | ■60C | ■60C | | | | | | | | | | |
| 1.4 | ●50D | ●50D | ●50D | ●50D | ●50D | | | | | | | | | | |
| 1.5 | ●20E | ●20E | ●20E | ●20E | ●20E | | | | | | | | | | |
| 1.6 | | | | | | | | | | | | | | | |
| 1.7 | | | | | | | | | | | | | | | |
| 1.8 | | | | | | | | | | | | | | | |
| 2.1 | ■20C | ■20C | ■20C | ■20C | ■20C | | | | | | | | | | |
| 2.2 | ■20C | ■20C | ■20C | ■20C | ■20C | | | | | | | | | | |
| 2.3 | ●10B | ●10B | ●10B | ●10B | ●10B | | | | | | | | | | |
| 2.4 | | | | | | | | | | | | | | | |
| 3.1 | | | | | | | | | | | | | | | |
| 3.2 | | | | | | | | | | | | | | | |
| 3.3 | | | | | | | | | | | | | | | |
| 3.4 | | | | | | | | | | | | | | | |
| 4.1 | | | | | | | | | | | | | | | |
| 4.2 | | | | | | | | | | | | | | | |
| 4.3 | | | | | | | | | | | | | | | |
| 5.1 | | | | | | | | | | | | | | | |
| 5.2 | | | | | | | | | | | | | | | |
| 5.3 | | | | | | | | | | | | | | | |
| 6.1 | ■250B | ■250B | ■250B | ■250B | ■250B | | | | | | | | | | |
| 6.2 | ■160C | ■160C | ■160C | ■160C | ■160C | | | | | | | | | | |
| 6.3 | ■250B | ■250B | ■250B | ■250B | ■250B | | | | | | | | | | |
| 6.4 | | | | | | | | | | | | | | | |
| 7.1 | ■370A | ■370A | ■370A | ■370A | ■370A | | | | | | | | | | |
| 7.2 | ■370B | ■370B | ■370B | ■370B | ■370B | | | | | | | | | | |
| 7.3 | ■110C | ■110C | ■110C | ■110C | ■110C | | | | | | | | | | |
| 7.4 | ●45D | ●45D | ●45D | ●45D | ●45D | | | | | | | | | | |
| 8.1 | | | | | | | | | | | | | | | |
| 8.2 | | | | | | | | | | | | | | | |
| 8.3 | | | | | | | | | | | | | | | |
| 9.1 | | | | | | | | | | | | | | | |
| 10.1 | | | | | | | | | | | | | | | |

| | | |
|---|---|---|
| A | 0,20 | 0,25 |
| B | 0,15 | 0,20 |
| C | 0,10 | 0,15 |
| D | 0,05 | 0,10 |
| E | 0,03 | 0,05 |

DORMER

| | K520 | K521 | K522 | K540 | K541 | K542 | M150 | M151 | M152 | M200 |
|---|---|---|---|---|---|---|---|---|---|---|
| | HSCo | HSCo | HSCo | HSCo | HSCo | HSCo | | | | |
| | | | | | | | | |  | |
| | | | | | | | | | | |
| | DIN 4964B | DIN 4964A | DIN 4964D | DIN 4964E | DIN 4964E | DIN 4964E | | | | |
| | | | | | | | | | | |
| | | | | | | | | | | |
| | h13 | h9 | h13 | | | | | | | |
| | | | | | | | | | | |
| | | | | | | | | | | |
| | | | | | | | | | | |
| | | | | | | | | | | |
| | | | | | | | | | | |
| | 4.00 - 1" | 3 - 20<br>3/16 - 1/2 | 8 - 25<br>1/2 - 3/4 | 12.00<br>- 25.00 | 12.00 - 25.00 | 16.00 - 20.00 | 10 - 65 | 10 - 65 | No.0 - No.6 | 0.25Ltr - 0.50Ltr |
| | | | | | | | | | | |
| | **752** | **753** | **754** | **755** | **756** | **756** | **757** | **758** | **759** | **760** |
| 1.1 | ■80A | ■80A | ■80A | ■80A | ■80A | ■80A | | | | |
| 1.2 | ■80A | ■80A | ■80A | ■80A | ■80A | ■80A | | | | |
| 1.3 | ■65A | ■65A | ■65A | ■65A | ■65A | ■65A | | | | |
| 1.4 | ■55A | ■55A | ■55A | ■55A | ■55A | ■55A | | | | |
| 1.5 | ●35A | ●35A | ●35A | ●35A | ●35A | ●35A | | | | |
| 1.6 | | | | | | | | | | |
| 1.7 | | | | | | | | | | |
| 1.8 | | | | | | | | | | |
| 2.1 | ●37A | ●37A | ●37A | ●37A | ●37A | ●37A | | | | |
| 2.2 | ●30A | ●30A | ●30A | ●30A | ●30A | ●30A | | | | |
| 2.3 | | | | | | | | | | |
| 2.4 | | | | | | | | | | |
| 3.1 | ■60A | ■60A | ■60A | ■60A | ■60A | ■60A | | | | |
| 3.2 | ■50A | ■50A | ■50A | ■50A | ■50A | ■50A | | | | |
| 3.3 | ■40A | ■40A | ■40A | ■40A | ■40A | ■40A | | | | |
| 3.4 | ■25A | ■25A | ■25A | ■25A | ■25A | ■25A | | | | |
| 4.1 | | | | | | | | | | |
| 4.2 | | | | | | | | | | |
| 4.3 | | | | | | | | | | |
| 5.1 | | | | | | | | | | |
| 5.2 | | | | | | | | | | |
| 5.3 | | | | | | | | | | |
| 6.1 | ■100A | ■100A | ■100A | ■100A | ■100A | ■100A | | | | |
| 6.2 | ■65A | ■65A | ■65A | ■65A | ■65A | ■65A | | | | |
| 6.3 | ■100A | ■100A | ■100A | ■100A | ■100A | ■100A | | | | |
| 6.4 | ●50A | ●50A | ●50A | ●50A | ●50A | ●50A | | | | |
| 7.1 | ●120A | ●120A | ●120A | ●120A | ●120A | ●120A | | | | |
| 7.2 | ●150A | ●150A | ●150A | ●150A | ●150A | ●150A | | | | |
| 7.3 | | | | | | | | | | |
| 7.4 | | | | | | | | | | |
| 8.1 | | | | | | | | | | |
| 8.2 | | | | | | | | | | |
| 8.3 | | | | | | | | | | |
| 9.1 | | | | | | | | | | |
| 10.1 | | | | | | | | | | |

# K300 - K305

DORMER

- Parting Off Inserts
- Abstech-Wendeplatten
- Afsteek wisselplaten
- Plaquettes de tronçonnage
- Cuchillas de tronzar
- Pastilhas de Sangrar

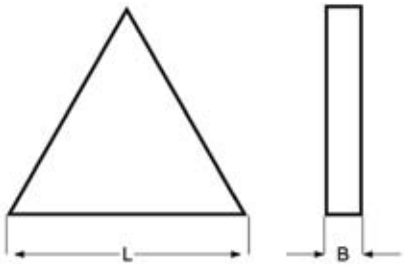

## K300

HSCo | D | 0°

■ 1.1 1.2 6.2 6.3
● 1.3 1.4 2.1 6.1 7.1 7.2

| L | A | e-Code |
|---|---|---|
| 23 | 1.50 | K30023.0X1.5 |
| 40 | 2.50 | K30040.0X2.5 |

## K301

HSCo | D | 8°R

■ 1.1 1.2 6.2 6.3
● 1.3 1.4 2.1 6.1 7.1 7.2

| L | A | e-Code |
|---|---|---|
| 23 | 1.50 | K30123.0X1.5 |
| 40 | 2.50 | K30140.0X2.5 |

## K302

HSCo | D | 8°L

■ 1.1 1.2 6.2 6.3
● 1.3 1.4 2.1 6.1 7.1 7.2

| L | A | e-Code |
|---|---|---|
| 23 | 1.50 | K30223.0X1.5 |
| 40 | 2.50 | K30240.0X2.5 |

## K303

HSCo | D | 15°R

■ 1.1 1.2 6.2 6.3
● 1.3 1.4 2.1 6.1 7.1 7.2

| L | A | e-Code |
|---|---|---|
| 23 | 1.50 | K30323.0X1.5 |
| 40 | 2.50 | K30340.0X2.5 |

## K304

HSCo | D | 15°L

■ 1.1 1.2 6.2 6.3
● 1.3 1.4 2.1 6.1 7.1 7.2

| L | A | e-Code |
|---|---|---|
| 23 | 1.50 | K30423.0X1.5 |
| 40 | 2.50 | K30440.0X2.5 |

## K305

HSCo | D | 0°

■ 1.1 1.2 6.2 6.3
● 1.3 1.4 2.1 6.1 7.1 7.2

| L | A | d min-max mm | e-Code |
|---|---|---|---|
| 23 | 1.10 | 9 - 17 | K30523.0X1.1 |
| 23 | 1.30 | 18 - 26 | K30523.0X1.3 |
| 23 | 1.60 | 28 - 35 | K30523.0X1.6 |
| 40 | 1.85 | 36 - 48 | K30540.0X1.85 |
| 40 | 2.15 | 50 - 63 | K30540.0X2.15 |

# K310 - K314

- Parting Off Inserts
- Abstech-Wendeplatten
- Afsteek wisselplaten
- Plaquettes de tronçonnage
- Cuchillas de tronzar
- Pastilhas de Sangrar

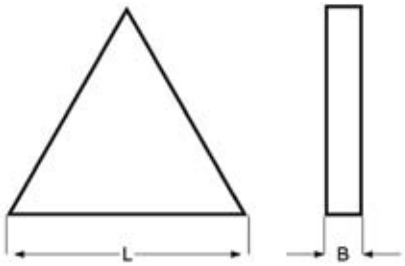

## K310

HSCo | TiN | D | 0°

■ 1.1 1.2 1.3 2.1 2.2 6.1 6.2 6.3 7.1 7.2 7.3

● 1.4 1.5 2.3 7.4

| L | A | e-Code |
|---|---|---|
| 23 | 1.50 | K31023.0X1.5 |
| 40 | 2.50 | K31040.0X2.5 |

## K311

HSCo | TiN | D | 8°R

■ 1.1 1.2 1.3 2.1 2.2 6.1 6.2 6.3 7.1 7.2 7.3

● 1.4 1.5 2.3 7.4

| L | A | e-Code |
|---|---|---|
| 23 | 1.50 | K31123.0X1.5 |
| 40 | 2.50 | K31140.0X2.5 |

## K312

HSCo | TiN | D | 8°L

■ 1.1 1.2 1.3 2.1 2.2 6.1 6.2 6.3 7.1 7.2 7.3

● 1.4 1.5 2.3 7.4

| L | A | e-Code |
|---|---|---|
| 23 | 1.50 | K31223.0X1.5 |
| 40 | 2.50 | K31240.0X2.5 |

## K313

HSCo | TiN | D | 15°R

■ 1.1 1.2 1.3 2.1 2.2 6.1 6.2 6.3 7.1 7.2 7.3

● 1.4 1.5 2.3 7.4

| L | A | e-Code |
|---|---|---|
| 23 | 1.50 | K31323.0X1.5 |
| 40 | 2.50 | K31340.0X2.5 |

## K314

HSCo | TiN | D | 15°L

■ 1.1 1.2 1.3 2.1 2.2 6.1 6.2 6.3 7.1 7.2 7.3

● 1.4 1.5 2.3 7.4

| L | A | e-Code |
|---|---|---|
| 23 | 1.50 | K31423.0X1.5 |
| 40 | 2.50 | K31440.0X2.5 |

# K330 - K334

- Parting Off Inserts
- Plaquettes de tronçonnage
- Abstech-Wendeplatten
- Cuchillas de tronzar
- Afsteek wisselplaten
- Pastilhas de Sangrar

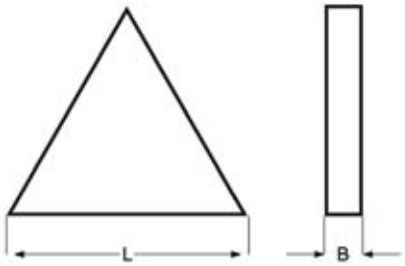

## K330

HSCo TiAlN D 0°

■ 1.1 1.2 1.3 2.1 2.2 6.1 6.2 6.3 7.1 7.2 7.3

● 1.4 1.5 2.3 7.4

| L | A | e-Code |
|---|---|---|
| 23 | 1.50 | K33023.0X1.5 |
| 40 | 2.50 | K33040.0X2.5 |

## K331

HSCo TiAlN D 8°R

■ 1.1 1.2 1.3 2.1 2.2 6.1 6.2 6.3 7.1 7.2 7.3

● 1.4 1.5 2.3 7.4

| L | A | e-Code |
|---|---|---|
| 23 | 1.50 | K33123.0X1.5 |
| 40 | 2.50 | K33140.0X2.5 |

## K332

HSCo TiAlN D 8°L

■ 1.1 1.2 1.3 2.1 2.2 6.1 6.2 6.3 7.1 7.2 7.3

● 1.4 1.5 2.3 7.4

| L | A | e-Code |
|---|---|---|
| 23 | 1.50 | K33223.0X1.5 |
| 40 | 2.50 | K33240.0X2.5 |

## K333

HSCo TiAlN D 15°R

■ 1.1 1.2 1.3 2.1 2.2 6.1 6.2 6.3 7.1 7.2 7.3

● 1.4 1.5 2.3 7.4

| L | A | e-Code |
|---|---|---|
| 23 | 1.50 | K33323.0X1.5 |
| 40 | 2.50 | K33340.0X2.5 |

## K334

HSCo TiAlN D 15°L

■ 1.1 1.2 1.3 2.1 2.2 6.1 6.2 6.3 7.1 7.2 7.3

● 1.4 1.5 2.3 7.4

| L | A | e-Code |
|---|---|---|
| 23 | 1.50 | K33423.0X1.5 |
| 40 | 2.50 | K33440.0X2.5 |

# K100 / K101

- Parting Off Tool Holder
- Abstechhalter
- Wisselplaathouders
- Porte-outils pour plaquettes
- Portacuchillas de tronzar
- Suporte p/ Pastilhas de Sangrar

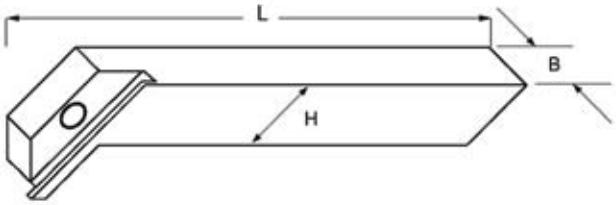

## K100

| H | A | L | e-Code |
|---|---|---|---|
| **10** | 10 | 125 | **K10010.0** |
| **12** | 12 | 125 | **K10012.0** |

| H | A | L | e-Code |
|---|---|---|---|
| **16** | 12 | 125 | **K10016.0** |
| **20** | 12 | 125 | **K10020.0** |

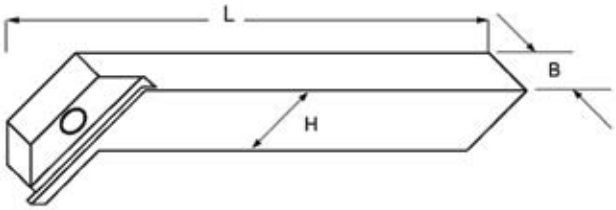

## K101

| H | A | L | e-Code |
|---|---|---|---|
| **12** | 12 | 125 | **K10112.0** |
| **16** | 12 | 125 | **K10116.0** |

| H | A | L | e-Code |
|---|---|---|---|
| **20** | 12 | 125 | **K10120.0** |

# K102 / K103

- Parting Off Tool Holder
- Abstechhalter
- Wisselplaathouders
- Porte-outils pour plaquettes
- Portacuchillas de tronzar
- Suporte p/ Pastilhas de Sangrar

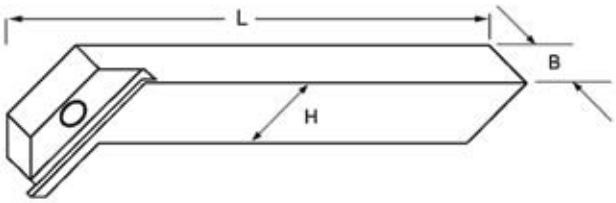

## K102

| H | A | L | e-Code |
|---|---|---|---|
| **10** | 10 | 125 | **K10210.0** |
| **14** | 12 | 125 | **K10214.0** |

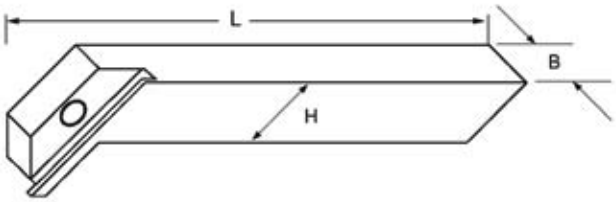

## K103

| H | A | L | e-Code |
|---|---|---|---|
| **16** | 16 | 140 | **K10316.0** |
| **25** | 16 | 140 | **K10325.0** |

| H | A | L | e-Code |
|---|---|---|---|
| **32** | 16 | 140 | **K10332.0** |

# K104

- Parting Off Tool Holder
- Abstechhalter
- Wisselplaathouders
- Porte-outils pour plaquettes
- Portacuchillas de tronzar
- Suporte p/ Pastilhas de Sangrar

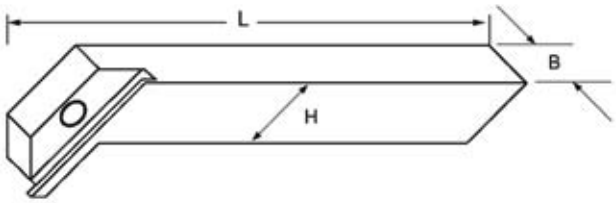

## K104

| H | A | L | e-Code |
|---|---|---|---|
| **16** | 16 | 140 | **K10416.0** |
| **25** | 16 | 140 | **K10425.0** |

| H | A | L | e-Code |
|---|---|---|---|
| **32** | 16 | 140 | **K10432.0** |

# K200 - K204

- Spare parts for parting off tools
- Ersatzteile für Abstechwerkzeuge
- Onderdelen voor afsteekhouders
- Pièces de rechanges pour outil à tronçonner
- Portacuchillas de tronzar
- Suporte p/ Pastilhas de Sangrar

## K200

| size | tool code | e-Code |
|---|---|---|
| **1.5** | Excentric | **K200ECC1.5** |

## K201

| size | tool code | e-Code |
|---|---|---|
| **1.5** | Spanner | **K201SPAN1.5** |

## K202

| size | tool code | e-Code |
|---|---|---|
| **2.5** | 12.0 | **K2022.5X12.0** |

## K203

| size | tool code | e-Code |
|---|---|---|
| **2.5** | Excentric | **K203ECC2.5** |

## K204

| size | tool code | e-Code |
|---|---|---|
| **2.5** | Spanner | **K204SPAN2.5** |

# K520

- Toolbits
- Barreaux rectifiés
- Drehlinge
- Cuchillas
- Toolbits
- Buril

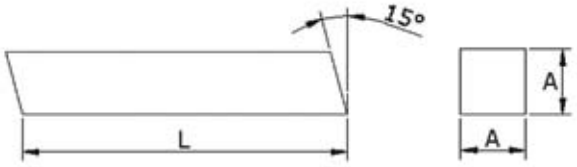


## K520

HSCo | DIN 4964B | h13

■ 1.1 1.2 1.3 1.4 3.1 3.2 3.3 3.4 6.1 6.2 6.3

● 1.5 2.1 2.2 6.4 7.1 7.2

| A | L | e-Code |
|---|---|---|
| 4 | 63 | K5204.0X63.0 |
| 4 | 100 | K5204.0X100.0 |
| 5 | 63 | K5205.0X63.0 |
| 5 | 160 | K5205.0X160.0 |
| 6 | 63 | K5206.0X63.0 |
| 6 | 100 | K5206.0X100.0 |
| 6 | 160 | K5206.0X160.0 |
| 6 | 200 | K5206.0X200.0 |
| 7 | 200 | K5207.0X200.0 |
| 8 | 63 | K5208.0X63.0 |
| 8 | 100 | K5208.0X100.0 |
| 8 | 160 | K5208.0X160.0 |
| 8 | 200 | K5208.0X200.0 |
| 10 | 63 | K52010.0X63.0 |
| 10 | 100 | K52010.0X100.0 |
| 10 | 125 | K52010.0X125.0 |
| 10 | 160 | K52010.0X160.0 |
| 10 | 200 | K52010.0X200.0 |
| 12 | 100 | K52012.0X100.0 |
| 12 | 160 | K52012.0X160.0 |
| 12 | 200 | K52012.0X200.0 |
| 14 | 100 | K52014.0X100.0 |
| 14 | 160 | K52014.0X160.0 |
| 14 | 200 | K52014.0X200.0 |

| A | L | e-Code |
|---|---|---|
| 16 | 100 | K52016.0X100.0 |
| 16 | 160 | K52016.0X160.0 |
| 16 | 200 | K52016.0X200.0 |
| 18 | 200 | K52018.0X200.0 |
| 20 | 160 | K52020.0X160.0 |
| 20 | 200 | K52020.0X200.0 |
| 25 | 200 | K52025.0X200.0 |
| 3/16 | 2.1/2 | K5203/16X2.1/2 |
| 3/16 | 4“ | K5203/16X4 |
| 1/4 | 2.1/2 | K5201/4X2.1/2 |
| 1/4 | 4“ | K5201/4X4 |
| 5/16 | 2.1/2 | K5205/16X2.1/2 |
| 5/16 | 3“ | K5205/16X3 |
| 5/16 | 4“ | K5205/16X4 |
| 3/8 | 3“ | K5203/8X3 |
| 3/8 | 4“ | K5203/8X4 |
| 3/8 | 6“ | K5203/8X6 |
| 7/16 | 3.1/2 | K5207/16X3.1/2 |
| 1/2 | 4“ | K5201/2X4 |
| 1/2 | 6“ | K5201/2X6 |
| 5/8 | 4.1/2 | K5205/8X4.1/2 |
| 5/8 | 6“ | K5205/8X6 |
| 3/4 | 5“ | K5203/4X5 |
| 1“ | 8“ | K5201X8 |

# K521

- Toolbits
- Barreaux rectifiés
- Drehlinge
- Cuchillas
- Toolbits
- Buril




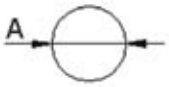


## K521

HSCo | DIN 4964A | h9

■ 1.1 1.2 1.3 1.4 3.1 3.2 3.3 3.4 6.1 6.2 6.3

● 1.5 2.1 2.2 6.4 7.1 7.2

| A | L | e-Code |
|---|---|---|
| 3 | 100 | K5213.0X100.0 |
| 4 | 80 | K5214.0X80.0 |
| 4 | 100 | K5214.0X100.0 |
| 5 | 100 | K5215.0X100.0 |
| 5 | 160 | K5215.0X160.0 |
| 6 | 100 | K5216.0X100.0 |
| 6 | 160 | K5216.0X160.0 |
| 6 | 200 | K5216.0X200.0 |
| 8 | 100 | K5218.0X100.0 |
| 8 | 160 | K5218.0X160.0 |
| 8 | 200 | K5218.0X200.0 |
| 10 | 100 | K52110.0X100.0 |
| 10 | 160 | K52110.0X160.0 |
| 10 | 200 | K52110.0X200.0 |
| 12 | 100 | K52112.0X100.0 |
| 12 | 160 | K52112.0X160.0 |

| A | L | e-Code |
|---|---|---|
| 12 | 200 | K52112.0X200.0 |
| 14 | 100 | K52114.0X100.0 |
| 14 | 200 | K52114.0X200.0 |
| 15 | 100 | K52115.0X100.0 |
| 16 | 100 | K52116.0X100.0 |
| 16 | 160 | K52116.0X160.0 |
| 16 | 200 | K52116.0X200.0 |
| 18 | 160 | K52118.0X160.0 |
| 18 | 200 | K52118.0X200.0 |
| 20 | 200 | K52120.0X200.0 |
| 3/16 | 4“ | K5213/16X4 |
| 1/4 | 4“ | K5211/4X4 |
| 5/16 | 4“ | K5215/16X4 |
| 3/8 | 4“ | K5213/8X4 |
| 1/2 | 4“ | K5211/2X4 |
| 1/2 | 6“ | K5211/2X6 |

# K522

- Toolbits
- Barreaux rectifiés
- Drehlinge
- Cuchillas
- Toolbits
- Buril




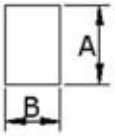


## K522

HSCo | DIN 4964D | h13

■ 1.1 1.2 1.3 1.4 3.1 3.2 3.3 3.4 6.1 6.2 6.3

● 1.5 2.1 2.2 6.4 7.1 7.2

| A | B | L | e-Code |
|---|---|---|---|
| **10** | 3 | 200 | **K52210.0X3.0X200.0** |
| **12** | 3 | 90 | **K52212.0X3.0X90.0** |
| **12** | 3 | 200 | **K52212.0X3.0X200.0** |
| **20** | 3 | 200 | **K52220.0X3.0X200.0** |
| **10** | 4 | 100 | **K52210.0X4.0X100.0** |
| **10** | 4 | 120 (a) | **K52210.0X4.0X120.0** |
| **10** | 4 | 200 | **K52210.0X4.0X200.0** |
| **12** | 4 | 200 | **K52212.0X4.0X200.0** |
| **16** | 4 | 160 | **K52216.0X4.0X160.0** |
| **16** | 4 | 200 | **K52216.0X4.0X200.0** |
| **20** | 4 | 200 | **K52220.0X4.0X200.0** |
| **12** | 5 | 90 | **K52212.0X5.0X90.0** |
| **12** | 5 | 200 | **K52212.0X5.0X200.0** |
| **18** | 5 | 200 | **K52218.0X5.0X200.0** |
| **20** | 5 | 200 | **K52220.0X5.0X200.0** |
| **8** | 6 | 70 | **K5228.0X6.0X70.0** |
| **10** | 6 | 200 | **K52210.0X6.0X200.0** |
| **12** | 6 | 200 | **K52212.0X6.0X200.0** |
| **14** | 6 | 140 (b+d) | **K52214.0X6.0X140.0** |
| **16** | 6 | 200 | **K52216.0X6.0X200.0** |
| **18** | 6 | 140 (c) | **K52218.0X6.0X140.0** |
| **20** | 6 | 200 | **K52220.0X6.0X200.0** |

| A | B | L | e-Code |
|---|---|---|---|
| **25** | 6 | 200 | **K52225.0X6.0X200.0** |
| **12** | 8 | 160 | **K52212.0X8.0X160.0** |
| **12** | 8 | 200 | **K52212.0X8.0X200.0** |
| **16** | 8 | 140 (d) | **K52216.0X8.0X140.0** |
| **16** | 8 | 200 | **K52216.0X8.0X200.0** |
| **20** | 8 | 200 | **K52220.0X8.0X200.0** |
| **12** | 10 | 200 | **K52212.0X10.0X200.0** |
| **16** | 10 | 160 | **K52216.0X10.0X160.0** |
| **16** | 10 | 200 | **K52216.0X10.0X200.0** |
| **20** | 10 | 200 | **K52220.0X10.0X200.0** |
| **25** | 10 | 200 | **K52225.0X10.0X200.0** |
| **16** | 12 | 200 | **K52216.0X12.0X200.0** |
| **20** | 12 | 200 | **K52220.0X12.0X200.0** |
| **25** | 12 | 200 | **K52225.0X12.0X200.0** |
| **20** | 16 | 200 | **K52220.0X16.0X200.0** |
| **25** | 16 | 200 | **K52225.0X16.0X200.0** |
| **1/2** | 1/4 | 4 | **K5221/2X1/4X4** |
| **1/2** | 3/8 | 4 | **K5221/2X3/8X4** |
| **3/4** | 1/2 | 5 | **K5223/4X1/2X5** |
| **3/4** | 1/2 | 6 | **K5223/4X1/2X6** |
| **5/8** | 3/8 | 6 | **K5225/8X3/8X6** |

# K540

- Toolbits, Side and Length Clearance
- Barreaux rectifiés
- Abstechstähle, TB12, Typ L - trapez,
- Cuchillas, sección tri-trapezoidal
- Toolbits, vrijloop aan zij en kopkant
- Buril p/ Sangrar

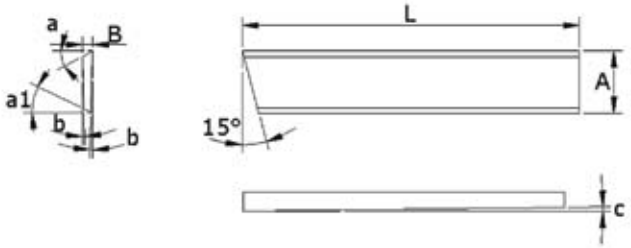


## K540

■ 1.1 1.2 1.3 1.4 3.1 3.2 3.3 3.4 6.1 6.2 6.3

● 1.5 2.1 2.2 6.4 7.1 7.2

| A | B | L | a | a1 | b | c | e-Code |
|---|---|---|---|---|---|---|---|
| **12.0** | 3.0 | 90 | 15.00° | 15.00° | 2.00° | 0.5° | **K54012.0X3.0X90.0** |
| **16.0** | 3.0 | 110 | 10.00° | 10.00° | 1.17° | 0.5° | **K54016.0X3.0X110.0** |
| **20.0** | 3.5 | 125 | 10.57° | 13.43° | 1.43° | 0.5° | **K54020.0X3.5X125.0** |
| **25.0** | 4.5 | 150 | 10.83° | 13.17° | 1.17° | 0.44° | **K54025.0X4.5X150.0** |

# K541 / K542

- Toolbits, Side Clearance
- Barreaux rectifiés
- Abstechstähle, TB12, Typ A - trapez,
- Cuchillas, sección bi-trapezoidal
- Toolbits, vrijloop aan zijkant
- Buril p/ Sangrar

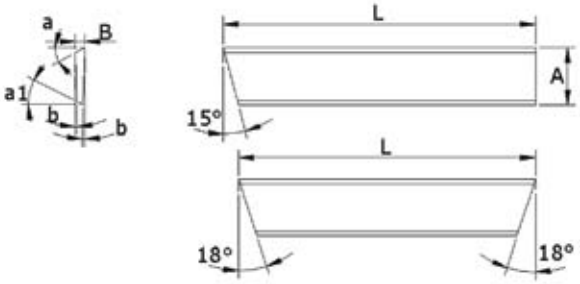


## K541

HSCo | DIN 4964E

■ 1.1 1.2 1.3 1.4 3.1 3.2 3.3 3.4 6.1 6.2 6.3

● 1.5 2.1 2.2 6.4 7.1 7.2

| A | B | L | a | a1 | b | e-Code |
|---|---|---|---|---|---|---|
| **12.0** | 3.0 | 90 | 15.00° | 15.00° | 2.00° | **K54112.0X3.0X90.0** |
| **12.0** | 3.0 | 120 | 15.00° | 15.00° | 2.00° | **K54112.0X3.0X120.0** |
| **16.0** | 4.0 | 140 | 15.00° | 15.00° | 2.00° | **K54116.0X4.0X140.0** |
| **18.0** | 4.0 | 140 | 15.00° | 15.00° | 2.00° | **K54118.0X4.0X140.0** |
| **20.0** | 3.0 | 125 | 10.57° | 13.43° | 1.43° | **K54120.0X3.0X125.0** |
| **25.0** | 4.0 | 150 | 10.83° | 13.17° | 1.17° | **K54125.0X4.0X150.0** |

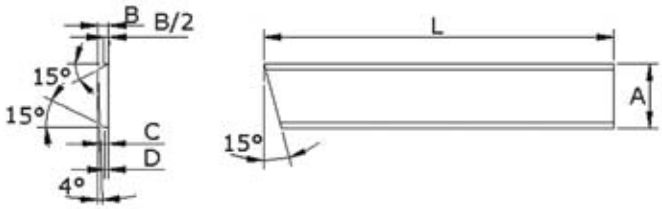


## K542

HSCo | DIN 4964E

■ 1.1 1.2 1.3 1.4 3.1 3.2 3.3 3.4 6.1 6.2 6.3

● 1.5 2.1 2.2 6.4 7.1 7.2

| A | A | L | C | D | e-Code |
|---|---|---|---|---|---|
| **16** | 3 | 140 | 1.9 | 0.6 | **K54216.0X3.0X140.0** |
| **20** | 4 | 140 | 2.6 | 0.6 | **K54220.0X4.0X140.0** |

# M150

- Sleeves Oil Toughened
- Reduzierhülsen, gehärtet und geschliffen
- Reduceerhulzen, oliegehard
- Cône de réduction trempé
- Conos Morse endurecidos en aceite
- Casquilho Cone Morse Temperado

## M150

K=Ext. K1=Int. / K= äußerer MK, K1= innerer MK / K= uitw. K1= inw. / K=Ext.(externe) K1=Int. (Interne) / k=Ext. K1=Int. / K=Externo K1=Interno

| Nr. | K = Nr. | K1 = Nr. | e-Code |
|---|---|---|---|
| **10** | 1 | 0 | **M1501-0** |
| **21** | 2 | 1 | **M1502-1** |
| **31** | 3 | 1 | **M1503-1** |
| **41** | 4 | 1 | **M1504-1** |
| **32** | 3 | 2 | **M1503-2** |
| **42** | 4 | 2 | **M1504-2** |

| Nr. | K = Nr. | K1 = Nr. | e-Code |
|---|---|---|---|
| **52** | 5 | 2 | **M1505-2** |
| **43** | 4 | 3 | **M1504-3** |
| **53** | 5 | 3 | **M1505-3** |
| **54** | 5 | 4 | **M1505-4** |
| **65** | 6 | 5 | **M1506-5** |

# M151

- Sleeves Hardened and Ground
- Cône de réduction
- Reduzierhülsen, gehärtet und geschliffen
- Conos Morse endurecidos y cementados
- Reduceerhulzen, gehard en geslepen
- Casquilho Cone Morse Temperado e Rectificado

## M151

K=Ext. K1=Int. / K= äußerer MK, K1= innerer MK / K= uitw. K1= inw. / K=Ext.(externe) K1=Int. (Interne) / k=Ext. K1=Int. / K=Externo K1=Interno

| Nr. | K = Nr. | K1 = Nr. | e-Code |
|---|---|---|---|
| **10** | 1 | 0 | **M1511-0** |
| **21** | 2 | 1 | **M1512-1** |
| **31** | 3 | 1 | **M1513-1** |
| **41** | 4 | 1 | **M1514-1** |
| **32** | 3 | 2 | **M1513-2** |
| **42** | 4 | 2 | **M1514-2** |

| Nr. | K = Nr. | K1 = Nr. | e-Code |
|---|---|---|---|
| **52** | 5 | 2 | **M1515-2** |
| **43** | 4 | 3 | **M1514-3** |
| **53** | 5 | 3 | **M1515-3** |
| **54** | 5 | 4 | **M1515-4** |
| **65** | 6 | 5 | **M1516-5** |

# M152

- Drill Drift
- Extracteur d'outils
- Austreibkeil
- Expulsores de Brocas
- Uitdrijfspieën
- Extractor de Brocas

## M152

| Nr. | e-Code |
|---|---|
| 0 | M1520 |
| 1 + 2 | M15212 |
| 3 + 4 | M15234 |
| 4 + 5 | M15245 |

| Nr. | e-Code |
|---|---|
| 6 | M1526 |

# M200

- Cutting Oil
- Hochleistungs-Schneidöl
- Snijolie
- Huile de coupe
- Aceite de Corte
- Óleo de Corte

## M200

| A | e-Code |
|---|---|
| 1/4 Ltr. 12x | M2000.25NR.1BLUE |
| 1/4 Ltr. 12x | M2000.25NR.2RED |
| 1/4 Ltr. 12x | M2000.25NR.3GREEN |
| 5 Ltr. | M2005.0NR.1BLUE |

| A | e-Code |
|---|---|
| 5 Ltr. | M2005.0NR.2RED |
| 5 Ltr. | M2005.0NR.3GREEN |

Icon descriptions

Symbolerklärung

Symbool omschrijving

Descriptions des symboles

Referencias técnicas

Descrição dos Símbolos

761 - 774




D

## Common icons / Allgemeine Symbole / Algemene symbolen / Symboles standards / Símbolos comunes / Símbolos Comuns

Material
Material
Materiaal
Matière
Material
Material

**HM**

Carbide
Hartmetall
Hardmetaal
Carbure
Metal Duro
Metal Duro

**HM K10**

K10 Micrograin Carbide
Feinkorn-Hartmetall K10
Hardmetaal - micrograin K10
Carbure micrograin K10
Metal Duro en Microgano K10
Metal Duro / Micrográo K10

**HSS HM**

High Speed Steel/Carbide
HSS/Hartmetall
Snelstaal/hardmetaal
Acier rapide/Carbure
Acero rápido/Metal Duro
Aço Rápido / Metal Duro

**HSS**

High Speed Steel
Hochleistungsschnellarbeitsstahl
Snelstaal
Acier rapide
Acero rápido
Aço Rápido

**HSS-E**

High Speed Cobalt
Hochlegierter Schnellarbeitsstahl
Cobalt gelegeerd snelstaal
Acier rapide au cobalt
Acero rápido al Cobalto
Aço Rápido ao Cobalto

**HSCo**

High Speed Cobalt
Kobaltlegierter-Schnellarbeitsstahl
Cobalt gelegeerd snelstaal
Acier rapide au cobalt
Acero rápido al Cobalto
Aço Rápido ao Cobalto

**HSS XS1**

High Speed Powder Steel
HSS-Pulverschnellstahl
Poedersnelstaal
Acier rapide fritté
Acero Rápido Sinterizado
Aço Rápido Sinterizado

**CS**

Chromium Steel
Chromstahl
Chroomstaal
Acier au chrome
Acero al Cromo
Aço Crómio

**HSCo XP**

HSCo powder metallurgy steel
HSCo-Pulverschnellstahl
Cobalt gelegeerd “poeder” snelstaal
Acier rapide au cobalt fritté
Acero rápido al Cobalto sinterizado
Aço Rápido ao Cobalto Sinterizado

Standard
Standard
Standaard
Standard
Estándar
Standard

**DIN 1897**

**DIN 338**

**DIN 371**

**DIN 374**

**ISO 529**

**ISO 2284**

**BS 122/4**

**BS 328**

**ANSI**

**~ANSI B94.9**

**JIS B4301**

**D**

Dormer Standard
Werksnorm
Fabrieksnorm
Norme usine
Norma Dormer
Norma Dormer

Rating
Eignung
Beoordeling
Appréciations
Clasificación
Classificação

■ Excellent
Sehr gut
Uitstekend
Excellent
Excelente
Excelente

● Good
Gut
Acceptabel
Acceptable
Bueno
Bom

## Common icons / Allgemeine Symbole / Algemene symbolen / Symboles standards / Símbolos comunes / Símbolos Comuns

Coating
Oberfläche
Oppervlaktebeh
Revêtement
Tratamiento superficial
Revestimento

Steam tempered
Dampfangelassen
Stoomontlaten
Traitement vapeur
Templado al vapor
Tratamento a Vapor

Bright
Blank
Blank
Brillant
Brillante
Brilhante

Bronze
Bronzefarben
Bronskleurig
Bronze
Bronce
Bronze

Chromium Nitride
Chromnitrid- Beschichtung
Chroom-nitride
Nitrure de chrome
Nitruro de Cromo
Nitreto de Crómio

Dialub
Dialub- Beschichtung
Dialub
Dialub
Dialub
Dialub

Diamond
Diamant- Beschichtung
Diamant
Diamant
Diamante
Diamante

Flash Chrome
Hartverchromt
Hardverchroomd
Chrome dur
Cromado
Crómio

Gold
Gold
Goud
Gold
Dorado
Dourado

Hardlube
Hardlube- Beschichtung
Hardlube
Hardlube
Hardlube
Hardlube

Super B
Super B- Beschichtung
Super B
Super B
Super B
Super B

Nitride
Nitriert
Nitride
Nitrure
Nitruro
Nitreto

Super G
Super G- Beschichtung
Super G
Super G
Super G
Super G

Super R
Super R- Beschichtung
Super R
Super R
Super R
Super R

Titanium Aluminium Nitride
Titanaluminiumnitrid-Beschichtung
Titanium-aluminium-nitride
Nitrure de titane aluminium
Nitruro de Aluminio al Titanio
Nitreto Titânio Alumínio

Steam tempered/TiAlN
Dampfangelassen/TiAlN- Beschichtung
Stoomontlaten/TiAlN
Traitement vapeur/TiAlN
Templado al vapor/TiAlN
Tratamento a Vapor /TiAlN

Titanium Aluminium Nitride Extreme
Titanaluminiumnitrid-Extrem- Beschichtung
Titanium-aluminium-nitride Extreme
Nitrure de titane aluminium extrême
Nitruro de Aluminio al Titanio
Nitreto Titânio Alumínio Extremo

Titanium Carbo Nitride
Titancarbonitrid- Beschichtung
Titanium-carbonitride
Carbonitrure de titane
Carbo-nitruro de Titanio
Carbo Nitreto Titânio

Titanium Nitride
Titannitrid-Beschichtung
Titanium-nitride
Nitrure de titane
Nitruro de Titanio
Nitreto Titânio

Zirconium Nitride
Zirkoniumnitrid- Beschichtung
Zirconium-nitride
Nitrure de zirconium
Nitruro de Zirconio
Nitreto Zircónio

Bright/Titanium Nitride
Blank/Titannitrid-Beschichtung
Blank/Titaniumnitride
Brillant/Nitrure de titane
Brillante/nitruro de Titanio
Brilhante/Nitreto Titânio

Bright/Steam tempered

Blank/Dampfangelassen
Blank/Stoomontlaten
Brillant/traitement vapeur
Brillante/templado al vapor
Brilhante/Tratamento a Vapor

Titanium Aluminium Nitride
- Top

Super Flow

Ti-phon

## Common icons / Allgemeine Symbole / Algemene symbolen / Symboles standards / Símbolos comunes / Símbolos Comuns

Direction
Richtung
Richting
Direction
Dirección
Direcção

Right
Rechts
Rechts
À droite
A derecha
À direita

Left
Links
Links
À gauche
A izquierda
À esquerda

Slotting, ramping, diving
mögliche Fräsrichtung
Spiebaanfrezen, inlopend frezen, borend frezen
Rainurage, ramping, plongée
Ranurar, fresado lateral, penetración
Escatelar, Corte Lateral, Penetração

Slotting, ramping
mögliche Fräsrichtung
Spiebaanfrezen, inlopend frezen
Rainurage, ramping
Ranurar, fresado lateral
Escatelar, Corte Lateral

Finishing
mögliche Fräsrichtung
Nafrezen
Finition
Acabado
Acabamento

Milling
mögliche Fräsrichtung
Frezen
Fraisage
Fresado
Fresagem

Depth
Tiefe
Diepte
Profondeur
Profundidad
Profundidade

Shank
Schaft
Schacht
Queue
Mango
Encabadouro

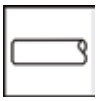

Straight shank
Zylinderschaft
Cil. schacht
Queue cylindrique
Mango cilíndrico
Encabadouro Cilindrico

Morse taper shank
Morsekegelschaft
Morseconus
Queue cône morse
Mango cónico
Encabadouro Cónico

DIN 6535 HA
DIN 6535 HA
DIN 6535 HA
DIN 6535 HA
DIN 6535 HA
DIN 6535 HA

DIN 6535 HE
DIN 6535 HE
DIN 6535 HE
DIN 6535 HE
DIN 6535 HE
DIN 6535 HE

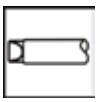

Shank with tang
Schaft mit Mitnehmerlappen
Schacht met uitdrijflip
Queue avec tenon
Mango con espiga
Encabadouro com Patilhão

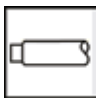

Shank with square
Schaft mit Vierkant
Schacht met vierkant
Queue avec carré
Mango con cuadrado
Encabadouro com Quadrado

Step shank
NC-Schaft
Eenheidsschacht
Queue renforcée
Mango escalonado
Encabadouro Escalonado

Flatted shank
Spannfläche
Schacht met spanvlak
Queue renforcée avec méplat
Mango Weldon
Encabadouro com Chanfro

## Drilling icons / Symbole Bohrwerkzeuge / Boor symbolen / Symboles pour le perçage / Iconos de taladrado / Símbolos de Furação

Length
Länge
Lengte
Longueur
Longitud
Comprimento

Stub length
Extra kurz
Extra kort
Extra court
Extra corta
Extra curta

Intermediate
Mittel kurz
Medium kort
Intermédiaire
Intermedia
Intermedio

Jobber length
Kurz
Kort
Court
Corta
Curta

Long series
Lang
Lang
Long
Larga
Longa

Extra length
Extra lang
Extra lang
Extra long
Extra larga
Extra longa

Form
Form
Uitvoering
Forme
Forma
Forma

Continuously thinned web
Durchgehende Kernausspitzung
Permanent uitgedunde kern
Ame totalement amincie
Alma continuamente adelgazada
Alma continuamente adelgaçada

Advanced chip management
Fortschrittliche Spanabfuhrtechnologie
Advanced chip management
Gestion avancée des copeaux
Gestión Avanzada de la Viruta
Manuseamento avançado da Apara

Point Angle
Spitzenwinkel
Punthoek
Affûtage
º de la punta
º da Ponta

# Drilling icons / Symbole Bohrwerkzeuge / Boor symbolen / Symboles pour le perçage / Iconos de taladrado / Símbolos de Furação

## Point geometry / Anschliff / Punt geometrie / Géométrie / Geometría / Geometria

Special point
Spezialanschliff
Speciale punt
Pointe Spéciale
Punta Especial
Ponta Especial




NAS 907
NAS 907- Normanschliff
NAS 907
NAS 907
NAS 907
NAS 907

Point thinned
Ausgespitzt
Uitgedunde ziel
Pointe amincie
Punta adelgazada
Ponta Fina

PS Point
PS-Point
PS-punt
PS
PS
PS

4 facet
4-Flächenanschliff
4-vlaks
4 facettes
4 caras
4 Faces

3 Flute
3 Nuten
3 snijder
3 goujures
3 Labios
3 Navalhas

Straight Flute - Oil feed
Geradegenutet - Kühlkanal
Rechte spaangroeven - koelkanaal
Doujures droites - avec trou d'huile
Canales Rector de Refrigeración
Navalhas Direitas - Lubrificação interna

MP-X Oil Feed
MP-X - Kühlkanal
MP-X - koelkanaal
MP-X - avec trou d'huile
MP-X-Con Refrigeración Interior
MP-X - Lubrificação Interna

CDX - Double Margin
CDX - Doppelte Fase
CDX - dubbele fase
CDX - double listel
CDX - Doble Margen
CDX - Margem Dupla

CDX - Inox

CDX - Solid
CDX
CDX - VHM
CDX - sans trou d'huile
CDX - Sin Refrigeración Interior
CDX - Maciço

CDX - Oil Feed
CDX - Kühlkanal
CDX - Koelkanaal
CDX - avec trou d'huile
CDX-Con Refrigeración Interior
CDX - Lubrificação Interna

## Countersink º / Senkwinkel / Verzinkhoek / º d'épaulement / º de avellanado / º do Escareado

Centre 60º
Zentrierbohrer 60°
Verzinkhoek 60º

Chanfrein 60°
Centro 60º
De Centrar 60º

Centre 60º protected
Zentrierbohrer 60° mit Schutzsenkung
Verzinkhoek 60º beschermd centergat
Chanfrein 60° avec protection
Centro 60º protegido
De Centrar 60º corrigido

Centre radius form
Zentrierbohrer mit Radius
Verzinkboor met radius

Chanfrein à rayon
Forma con radio al centro
De Centrar em forma de Raio

Subland 90º
Mehrfasen-Stufenbohrer 90º
Meerfasen trapboren 90º

Angle d'épaulement à 90°
Brocas bidiametrales 90º
Escalonado 90º

Subland 180º
Mehrfasen-Stufenbohrer 180º
Meerfasen trapboren 180º
Angle d'épaulement à 180°
Brocas bidiametrales 180º
Escalonado 180º

Step drill 90º and 60º
Stufenbohrer 90º und 60º
Trapboren 90º en 60º
Forets étagés 90º et 60º
Brocas escalonadas 90º y 60º
Broca Escalonada a 90º e 60º

Step drill 60º and 60º
Stufenbohrer 60º und 60º
Trapboren 60º en 60º
Forets étagés 60º et 60º
Brocas escalonadas 60º y 60º
Broca Escalonada a 60º e 60º

Step drill 90º
Stufenbohrer 90º
Trapboren 90º
Forets étagés 90º
Brocas escalonadas 90º
Broca Escalonada a 90º

Step drill 90º extended
Stufenbohrer 90°
Trapboren 90º verlengd
Forets étagés 90º, long
Brocas escalonadas 90º extendido
Broca Escalonada a 90º

Step drill 180º
Stufenbohrer 180º
Trapboren 180º
Forets étagés 180º
Brocas escalonadas 180º
Broca Escalonada a 180º

## Coolant / Kühlung / Koeling / Lubrification / Refrigeración / Refrigeração

Internal Coolant
Innere Kühlung
Inwendig koelkanaal
Lubrification interne
Refrigeración Interna
Refrigeração Interna

## Countersink icons / Symbole für Kegelsenker / Verzinkers symbool / Symboles pour les fraises coniques / Iconos Avellanado / Símbolos de Escareadores

Coolant
Kühlung
Koeling
Lubrification
Refrigeración
Refrigeração

Internal Coolant
Innere Kühlung
Inwendig koelkanaal
Lubrification interne
Refrigeración Interna
Refrigeração Interna

Internal Coolant
Innere Kühlung
Inwendig koelkanaal
Lubrification interne
Refrigeración Interna
Refrigeração Interna

Countersink º
Senkwinkel
Verzinkhoek
º d'épaulement
º de avellanado
Ângulo de Escareador

G314

Application
Anwendung
Toepassing
Utilisation
Aplicaciones
Aplicação

Countersink
Kegelsenken
Verzinkboren
Fraises à chanfreiner
Avellanadores
Escareador

Counterbore
Flachsenken
Kopverzinkfrezen
Fraises pour logement de tête de vis
Refrentadores
Escareador p/ abertura de caixas

Shank
Schaft
Schacht
Queue
Mango
Haste

Straight
Zylinderschaft
Recht
Cylindrique
Recto

Formed
MK-Schaft
Conische schacht
Conique
Formado

## Threading icons / Symbole Gewindewerkzeuge / Scroefdraad symbolen / Symboles pour le taraudage / Iconos de Roscado / Símbolos de Roscagem

Thread form
Ausführung
Draad type
Forme de filet
Forma de Rosca
Forma da Rosca

| | | | |
|---|---|---|---|
| M<br>Metric Coarse<br>Metrisch<br>Metrisch<br>Métrique<br>Métrica<br>Métrica | MF<br>Metric Fine<br>Metrisch fein<br>Metrisch fijn<br>Métrique fin<br>Métrica fina<br>Métrica Fina | NPT<br>NPT | UNC<br>UNC |
| UNF<br>UNF | W<br>W | UN<br>UN | G<br>G |
| BSW<br>BSW | BA<br>BA | BSF<br>BSF | NPSF<br>NPSF |
| NPTF<br>NPTF | Rc<br>Rc | NPSM<br>NPSM | PG<br>PG |

Hole Type
Art der Bohrung
Type gat
Type de trou
Tipo de agujero
Tipo do furo

| | | |
|---|---|---|
| Through hole<br>Durchgangsbohrung<br>Doorlopend gat<br>Trou débouchant<br>Agujero pasante<br>Furo a Passar | Blind hole<br>Sackbohrung<br>Blind gat<br>Trou borgne<br>Agujero ciego<br>Furo cego | Through or blind hole<br>Durchgangs- oder Sackbohrung<br>Doorlopend of blind gat<br>Trou débouchant/borgne<br>Agujero pasante/ciego<br>Furo a Passar ou Furo Cego |

Coolant
Kühlung
Koeling
Lubrification
Refrigeración
Refrigeração

Internal Coolant
Innere Kühlung
Inwendig koelkanaal
Lubrification interne
Refrigeración Interna
Refrigeração Interna

Standard
Standard
Standaard
Standard
Estándar
Standard

Dormer standard - similar to DIN
Dormer Standard - ähnlich DIN
Dormer standaard - vergelijkbaar met DIN
Norme Usine - similaire à la DIN
Estándar Dormer-Similar al DIN
Norma Dormer - semelhante a Norma DIN

## Threading icons / Symbole Gewindewerkzeuge / Scroefdraad symbolen / Symboles pour le taraudage / Iconos de Roscado / Símbolos de Roscagem

Tolerance
Toleranz
Tolerantie
Tolérance
Tolerancia
Tolerância

ISO 7/1 DIN 2999 Rc

2B

DIN 40430

6GX

ISO 5969

6HX

6H

2A

ANSI B1.20.1

MEDIUM

Medium
Mittel
Middel
Moyen
Mediano
Médio

Chamfer
Anschnitt
Aansnijding
Chanfrein
Chaflán
Chanfro

A 6 - 8

Chamfer No. A
Anschnitt Form A
Aansnijding vorm A
Chanfrein No. A
Chaflán no. A
Chanfro No. A

B 3.5 - 5

Chamfer No. B
Anschnitt Form B
Aansnijding vorm B
Chanfrein No. B
Chaflán no. B
Chanfro No. B

C 2 - 3

Chamfer No. C
Anschnitt Form C
Aansnijding vorm C
Chanfrein No. C
Chaflán no. C
Chanfro No. C

D 18 - 20

Chamfer No. D
Anschnitt Form D
Aansnijding vorm D
Chanfrein No. D
Chaflán no. D
Chanfro No. D

E 1.5 - 2

Chamfer No. E
Anschnitt Form E
Aansnijding vorm E
Chanfrein No. E
Chaflán no. E
Chanfro No. E

Flute geometry
Geometrie
Spaangroef
Géométrie
Geometría
Geometria

Spiral Flute 35º
Spiralgenutet 35º
Gespiraliseerde spaangroeven 35º
Goujures hélicoidales 35º
Estrías helicoidales 35º
Canais Helicoidais a 35º

Spiral Point
Geradegenutet mit Schälanschnitt
Rechte groeven met schilaansnijding
Coupe gun
Estrías rectas, entrada en hélice
Entrada Helicoidal

Straight Flute
Geradegenutet
Rechte spaangroeven
Goujures droites
Estrías rectas
Canais Direitos

Fluteless
Gewindeformer
Roltappen
A refouler
Machos de laminación
Sem Canais

## Tool Holder icons / Werkzeugaufnahmen Piktogramme / Gereedschapopname pictogrammen / Symboles pour les Mandrins / Iconos de Porta- Herramientas / Símbolos de Porta- Ferramentas

coolant
Kühlung
Koeling
Lubrification
Lubricante
Refrigeração

through coolant
mit innerer Kühlmittelzufuhr
met centrale koelmiddeltoevoer
avec lubrifiant
Lubricación interna
Com Refrigeração

no coolant
ohne innerer Kühlmittelzufuhr
zonder centrale koelmiddeltoevoer
sans lubrifiant
No lubricación
Sem Refrigeração

Direction
Richtung
Richting
Direction
Dirección
Direcção

Tension-compression compensation
Längenausgleich auf Druck und Zug
Lengtecompensatie op druk en trek
Compensation de traction-compression
Tensión-compresión compensada
Compensação deTensão-Compressão

Radial clearance
Radialen Spiel
Radiale speling
Débattement radial
Margen Radial
Espaço Radial

Tension compensation
Längenausgleich auf Zug
Lengtecompensatie op trek
Compensation de traction
Tensión compensación
Compensação da Tensão

Tension and radial clearance
Axialen und radialen Spiel
Lengtecompensatie op trek met radiale speling
Traction et débattement radial
Tensión y margen radial
Tensão e Espaço Radial

Tension-compression compensation and radial clearance
Längenausgleich auf Druck und Zug und radialen Spiel
Lengtecompensatie op druk en trek met radiale speling
Traction-compression et débattement radial
Compensación de la tensión-compresión y el margen radial
Compensação de Tensão-compressão e folga radial

Micro compensation
Mikroausgleich in axialer und radialer Richtung
Mikro lengtecompensatie met radiale speling
Micro compensation
Micro compensación
Micro compensação

Max pressure
Maximaler Druck
Maximale druk
Pression Max
Presión máxima
Pressão Máxima

50 Bar

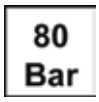


80 Bar

150 Bar

Shank
Schaft
Schacht
Queue
Mango
Encabadouro

ISO cone 1
ISO Steilkegel 1
ISO SK 1
Cone ISO 1
ISO cono 1
ISO CM 1

ISO cone 2
ISO Steilkegel 2
ISO SK 2
Cone ISO 2
ISO cono 2
ISO CM 2

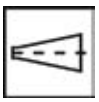

Morse taper shank
Morsekegel
Morseconus
Queue cône morse
Mango cónico
Encabadouro Cónico

Adjustable thread shank
Stellhulse
Stelhulsen
Queue filetée règlable
Mango roscado ajustable
Encabadouro roscado ajustável

VDI shank
VDI Aufnahme
VDI opname
Queue VDI
Mango VDI
Encabadouro VDI

Inside taper shank
Kegelaufnahme
Inwendige conus
Queue conique intérieure
Mango cónico interior
CM Interior

MTS with inner thread
Morsekegel mit Anzuggewinde
Morseconus met aantrekdraad
MTS avec taraudage
MTS con rosca interior
MTS com rosca Interna

Cylindrical shank with flat
Zylindrischer Schaft mit Spannfläche
Cilindrische schacht met spanvlak
Queue cylindrique avec méplat
Mango cilíndrico con rebaje
Encabadouro Cilindrico com fixação plana

Weldon + whistle notch cylindrical
Weldon + Whistle Notch
Weldon + Whistle Notch
Weldon + whistle notch
Cilíndrico Weldon + whistle notch
Weldon Cilinrico com chanfro

HSK shank
HSK aufnahme
HSK opname
Attachement HSK
Mango HSK
Encabadouro HSK

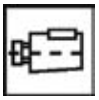

Short cylindrical shank
Kurze zylindrische Aufnahme
Korte cilinderische schacht
Queue cylindrique courte
Mango cilíndrico corto
Encabadouro Cilindrico Curto

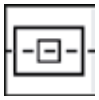

Pencil Type
Schlanke Ausführung
Slanke uitvoering
Type Crayon
Tipo lápiz
Tipo Lápis

# Milling icons / Symbole Fräswerkzeuge / Frees symbolen / Symboles pour le fraisage / Iconos de Fresado / Símbolos de Fresagem

Type
Typ
Type
Type
Tipo
Tipo

Semi-finishing chipbreaker
Schlichtfräser mit Spanbrecher
Fijnruwvertanding
Semi-finition Ebauche
Rompevirutas semiacabado
Semi-Acabamento

Fine pitch rounded profile chipbreaker
Feine Schruppkordel-Verzahnung
Fijnruwvertanding met rond profiel
Brise-copeaux ronds fins
Rompevirutas de perfil fino redondeado
Desbaste Fino

Fine pitch asymmetrical rounded profile chipbreaker
Asymetrische feine Schruppkordel-Verzahnung
Fijnruwvertanding met asymmetrisch rond profiel
Brise-copeaux ronds fins asymétrique
Rompevirutas de perfil fino redondeado asimétrico
Desbaste Fino Assimétrico

For steels with low to high resistance
Schlichtfräser
Voor staal, lage tot hoge treksterkte
Pour aciers de moyenne à haute résistance
Para aceros con resistencia baja o alta
Acabamento

Coarse pitch flat profile chipbreaker
Schruppschlicht-Verzahnung
Ruwvertanding met afgeplat rond profiel
Brise-copeaux plats
Rompevirutas de perfil grueso plano
1/2 Desbaste

Coarse pitch rounded profile chipbreaker
Schruppkordel-Verzahnung
Ruwvertanding met rond profiel
Brise-copeaux ronds fins
Rompevirutas de perfil grueso redondeado
Desbaste

Coarse pitch asymmetrical rounded profile chipbreaker
Asymetrische Schruppkordel-Verzahnung
Ruwvertanding met asymmetrisch rond profiel
Brise copeaux ronds asymétrique
Rompevirutas de perfil grueso asimétrico
Desbaste Assimétrico

Cutter type for soft and malleable materials
Für weiche und langspanende Materialien
Frezen voor zachte en smeedbare materialen
Fraise pour les matières douces et malléables
Cuchillas para materiales suaves y maleables
Para Materiais macios e maleáveis

Application
Anwendung
Toepassing
Utilisation
Aplicaciones
Aplicação

Slotting P9
Langlochfräsen in P9 Toleranz
Spiebaanfrezen P9
Rainurage P9
Ranurar
Abertura de Rasgos

Roughing
Schruppfräser
Ruwfrezen
Ébauche
Gran desbaste
Desbaste

Ball nose
Radiusfräsen
Radiusfrezen
Bout hémisphérique
Fresas radiales
Topo Boleado

Corner radius
Fräsen mit Eckenradius
Frezen met hoekradius
Rayon
Radio de la esquina
Raio

T-shaped
T-Nutenfräser
T-gleuffrezen
Fraises pour rainures en T
Ranurados tipo "T"
Forma - T

Woodruff
Schlitzfräser für Scheibenfeder-Nuten
Schijfspie-frezen
Fraises Woodruff
Ranurados tipo Woodruff
Escatel

Corner rounding
Viertelrund-Profilfräser konkav
Kwartholfrezen conkaaf
Fraises concaves 1/4 de cercle
Fresas frontales de perfil cóncavo
De Raio

Dovetail
Winkelfräser
Zwaluwstaartfrezen
Fraises coniques cône renversé
Fresas angulares
Cónica Invertida

Inverse dovetail
Winkelfräser
Duivenstaartfrezen
Fraises coniques cône direct
Fresas con ángulo inverso
Cónica

Shell end
Walzenstirnfräser
Mantelkopfrezen
Fraise 2 tailles
Fresas cónicas frontales
Furo Central

Side and face/Saws
Schlitzfräser/Sägeblätter
Sleuffrezen/Zaagbladen
Fraise 3 tailles
Fresas de ranurar de 3 cortes/sierras
Dente Alternado / Circular

Single angle shell end
Winkelstirnfräser
Hoekfrezen
Fraise conique 2 tailles
Fresas frontales cónicas
Cónica Invertida / Furo Central

Finishing
Schlichtfräsen
Nafrezen
Finition
Acabado
Acabamento

Multi operation
Universelle Anwendung
Universeel
Multi applications
Multi-operación
Multi-operação

## Milling icons / Symbole Fräswerkzeuge / Frees symbolen / Symboles pour le fraisage / Iconos de Fresado / Símbolos de Fresagem

Cut length
Schneidenlänge
Snijkants lengte
Longueur de coupe
Longitud de corte
Comprimento Navalha

Extra short
Extra kurz
Extra kort
Extra court
Extra corta
Extra curta

Short
Kurz
Kort
Court
Corta
Curta

Medium
Mittel
Middel
Moyen
Mediana
Médio

Long
Lang
Lang
Long
Larga
Longa

Extra Long
Extra lang
Extra lang
Extra Long
Extra larga
Extra longa

Shank
Schaft
Schacht
Queue
Mango
Haste

Diameter tolerance
Schneiden-toleranz
Spaangroef
Tolérance
Tolerancia del diámetro
Tolerância do diâmetro

e8 full and half diameters, h10 others
e8 für volle und halbe durchmesser ansonsten h10
e8 voor 1/1 en 1/2 diameters, h10 overige
e8 cotes rondes et intermédiaires, h10 autres
Tol e8 en diámetros enteros y medios, h10 en otros
e8 diâmetros inteiros e intermediários, h10 outros

Normal
Normal
Normaal
Normal
Normal
Normal

## Milling icons / Symbole Fräswerkzeuge / Frees symbolen / Symboles pour le fraisage / Iconos de Fresado / Símbolos de Fresagem

teeth (z)
Zähne
tanden
dent
Dientes
Navalhas

z 1

z 2

z 2 ball-nose
z 2 Vollradius
z2 radius
2 dents bout hémisphérique
z2 Punta Esférica
z2 Topo Boleado

z 3

z 4+ centre
z 4 + Zentrumschnitt
z4 + centrumsnijdend
4 dents + coupe au centre
z4 + Corte al Centro
z4 + Corte ao Centro

z 4+ ball-nose
z 4+ Vollradius
z4 + radius
4 dents bout hémisphérique
z4 + Punta Esférica
z4 + Topo Boleado

Helix Angle
Spiralwinkel
Spiraalhoek
Angle d'hélice
Ángulo de hélice
Ângulo de hélice






High Speed Machining
Bearbeitung bei hoher Geschwindigkeit
Hoge snelheid verspanen
Usinage à grande vitesse
Mecanizado a alta velocidad
Maquinação Alta Velocidade

# Parting off tool icons / Symbole für Abstechwerkzeuge / Wisselplaten symbool / Symboles pour les outils de tronçonnage / Iconos de cuchillas de tronzar / Símbolos de Acessórios

| | | | | |
|---|---|---|---|---|
| Edge angle<br>Abstechwinkel<br>Afsteekhoek<br>Angle de coupe<br>º de corte inclinado<br>º de Corte do Acessório | <br>8º Left<br>8º links<br>8º Links<br>8º à gauche<br>8º a izquierdas<br>8º à esquerda | <br>15º Right<br>15º rechts<br>15º Rechts<br>15º à droite<br>15º a derechas<br>15º à direita | | |
| Application<br>Anwendung<br>Toepassing<br>Utilisation<br>Aplicaciones<br>Aplicação | <br>Cut<br>Abstechen<br>Afsteken<br>Tronçonnage<br>Corte<br>Corte | <br>Groove<br>Einstechen<br>Insteken<br>Gorge<br>Ranura<br>Ranhura | | |
| Form<br>Drehlingsform<br>Form<br>Forme<br>Formas<br>Forma |  <br>Round<br>Rund<br>Rond<br>Rond<br>Redonda<br>Redondo | <br>Square<br>Vierkant<br>Vierkant<br>Carré<br>Cuadrada<br>Quadrado | <br>Rectangular<br>Rechteckig<br>Rechthoekig<br>Rectangulaire<br>Rectangular<br>Rectangular | <br>Irregular<br>Abstech-Drehlinge<br>Ongelijkmatig<br>Irrégulier<br>Irregular<br>Irregular |
| Direction of cut<br>Abstechrichtung<br>Snijrichting<br>Direction de coupe<br>Dirección de corte<br>Direcção do corte | <br>Right<br>Rechts<br>Rechts<br>À droite<br>A derecha<br>À direita | <br>Left<br>Links<br>Links<br>À gauche<br>A izquierda<br>À esquerda | | |
| Insert Size<br>Plattengrösse<br>Grootte<br>Taille<br>Tamaño<br>Dimensão da Plaquete | | | | |

| m/Min | | 5 | 8 | 10 | 15 | 20 | 25 | 30 | 40 | 50 | 60 | 70 | 80 | 90 | 100 | 110 | 150 |
|---|---|---|---|---|---|---|---|---|---|---|---|---|---|---|---|---|---|
| Feet/Min | | 16 | 26 | 32 | 50 | 66 | 82 | 98 | 130 | 165 | 197 | 230 | 262 | 296 | 330 | 362 | 495 |
| Ø | | Vc ↔ RPM | | | | | | | | | | | | | | | |
| mm | inch | | | | | | | | | | | | | | | | |
| 1,00 | | 1592 | 2546 | 3183 | 4775 | 6366 | 7958 | 9549 | 12732 | 15916 | 19099 | 22282 | 25465 | 28648 | 31831 | 35014 | 47747 |
| 1,50 | | 1061 | 1698 | 2122 | 3183 | 4244 | 5305 | 6366 | 8488 | 10610 | 12732 | 14854 | 16977 | 19099 | 21221 | 23343 | 31831 |
| 2,00 | | 796 | 1273 | 1592 | 2387 | 3183 | 3979 | 4775 | 6366 | 7958 | 9549 | 11141 | 12732 | 14324 | 15916 | 17507 | 23873 |
| 2,50 | | 637 | 1019 | 1273 | 1910 | 2546 | 3183 | 3820 | 5093 | 6366 | 7639 | 8913 | 10186 | 11459 | 12732 | 14006 | 19099 |
| 3,00 | | 531 | 849 | 1061 | 1592 | 2122 | 2653 | 3183 | 4244 | 5305 | 6366 | 7427 | 8488 | 9549 | 10610 | 11671 | 15916 |
| 3,18 | 1/8 | 500 | 801 | 1001 | 1501 | 2002 | 2502 | 3003 | 4004 | 5005 | 6006 | 7007 | 8008 | 9009 | 10010 | 11011 | 15015 |
| 3,50 | | 455 | 728 | 909 | 1364 | 1819 | 2274 | 2728 | 3638 | 4547 | 5457 | 6366 | 7276 | 8185 | 9095 | 10004 | 13642 |
| 4,00 | | 398 | 637 | 796 | 1194 | 1592 | 1989 | 2387 | 3183 | 3979 | 4775 | 5570 | 6366 | 7162 | 7958 | 8754 | 11937 |
| 4,50 | | 354 | 566 | 707 | 1061 | 1415 | 1768 | 2122 | 2829 | 3537 | 4244 | 4951 | 5659 | 6366 | 7074 | 7781 | 10610 |
| 4,76 | 3/16 | 334 | 535 | 669 | 1003 | 1337 | 1672 | 2006 | 2675 | 3344 | 4012 | 4681 | 5350 | 6018 | 6687 | 7356 | 10031 |
| 5,00 | | 318 | 509 | 637 | 955 | 1273 | 1592 | 1910 | 2546 | 3183 | 3820 | 4456 | 5093 | 5730 | 6366 | 7003 | 9549 |
| 6,00 | | 265 | 424 | 531 | 796 | 1061 | 1326 | 1592 | 2122 | 2653 | 3183 | 3714 | 4244 | 4775 | 5305 | 5836 | 7958 |
| 6,35 | 1/4 | 251 | 401 | 501 | 752 | 1003 | 1253 | 1504 | 2005 | 2506 | 3008 | 3509 | 4010 | 4511 | 5013 | 5514 | 7519 |
| 7,00 | | 227 | 364 | 455 | 682 | 909 | 1137 | 1364 | 1819 | 2274 | 2728 | 3183 | 3638 | 4093 | 4547 | 5002 | 6821 |
| 7,94 | 5/16 | 200 | 321 | 401 | 601 | 802 | 1002 | 1203 | 1604 | 2004 | 2405 | 2806 | 3207 | 3608 | 4009 | 4410 | 6013 |
| 8,00 | | 199 | 318 | 398 | 597 | 796 | 995 | 1194 | 1592 | 1989 | 2387 | 2785 | 3183 | 3581 | 3979 | 4377 | 5968 |
| 9,00 | | 177 | 283 | 354 | 531 | 707 | 884 | 1061 | 1415 | 1768 | 2122 | 2476 | 2829 | 3183 | 3537 | 3890 | 5305 |
| 9,53 | 3/8 | 167 | 267 | 334 | 501 | 668 | 835 | 1002 | 1336 | 1670 | 2004 | 2338 | 2672 | 3006 | 3340 | 3674 | 5010 |
| 10,00 | | 159 | 255 | 318 | 477 | 637 | 796 | 955 | 1273 | 1592 | 1910 | 2228 | 2546 | 2865 | 3183 | 3501 | 4775 |
| 11,11 | 7/16 | 143 | 229 | 287 | 430 | 573 | 716 | 860 | 1146 | 1433 | 1719 | 2006 | 2292 | 2579 | 2865 | 3152 | 4298 |
| 12,00 | | 133 | 212 | 265 | 398 | 531 | 663 | 796 | 1061 | 1326 | 1592 | 1857 | 2122 | 2387 | 2653 | 2918 | 3979 |
| 12,70 | 1/2 | 125 | 201 | 251 | 376 | 501 | 627 | 752 | 1003 | 1253 | 1504 | 1754 | 2005 | 2256 | 2506 | 2757 | 3760 |
| 14,00 | | 114 | 182 | 227 | 341 | 455 | 568 | 682 | 909 | 1137 | 1364 | 1592 | 1819 | 2046 | 2274 | 2501 | 3410 |
| 14,29 | 9/16 | 111 | 178 | 223 | 334 | 446 | 557 | 668 | 891 | 1114 | 1337 | 1559 | 1782 | 2005 | 2228 | 2450 | 3341 |
| 15,00 | | 106 | 170 | 212 | 318 | 424 | 531 | 637 | 849 | 1061 | 1273 | 1485 | 1698 | 1910 | 2122 | 2334 | 3183 |
| 15,88 | 5/8 | 100 | 160 | 200 | 301 | 401 | 501 | 601 | 802 | 1002 | 1203 | 1403 | 1604 | 1804 | 2004 | 2205 | 3007 |
| 16,00 | | 99 | 159 | 199 | 298 | 398 | 497 | 597 | 796 | 995 | 1194 | 1393 | 1592 | 1790 | 1989 | 2188 | 2984 |
| 17,46 | 11/16 | 91 | 146 | 182 | 273 | 365 | 456 | 547 | 729 | 912 | 1094 | 1276 | 1458 | 1641 | 1823 | 2005 | 2735 |
| 18,00 | | 88 | 141 | 177 | 265 | 354 | 442 | 531 | 707 | 884 | 1061 | 1238 | 1415 | 1592 | 1768 | 1945 | 2653 |
| 19,05 | 3/4 | 84 | 134 | 167 | 251 | 334 | 418 | 501 | 668 | 835 | 1003 | 1170 | 1337 | 1504 | 1671 | 1838 | 2506 |
| 20,00 | | 80 | 127 | 159 | 239 | 318 | 398 | 477 | 637 | 796 | 955 | 1114 | 1273 | 1432 | 1592 | 1751 | 2387 |
| 24,00 | | 66 | 106 | 133 | 199 | 265 | 332 | 398 | 531 | 663 | 796 | 928 | 1061 | 1194 | 1326 | 1459 | 1989 |
| 25,00 | | 64 | 102 | 127 | 191 | 255 | 318 | 382 | 509 | 637 | 764 | 891 | 1019 | 1146 | 1273 | 1401 | 1910 |
| 27,00 | | 59 | 94 | 118 | 177 | 236 | 295 | 354 | 472 | 589 | 707 | 825 | 943 | 1061 | 1179 | 1297 | 1768 |
| 30,00 | | 53 | 85 | 106 | 159 | 212 | 265 | 318 | 424 | 531 | 637 | 743 | 849 | 955 | 1061 | 1167 | 1592 |
| 32,00 | | 50 | 80 | 99 | 149 | 199 | 249 | 298 | 398 | 497 | 597 | 696 | 796 | 895 | 995 | 1094 | 1492 |
| 36,00 | | 44 | 71 | 88 | 133 | 177 | 221 | 265 | 354 | 442 | 531 | 619 | 707 | 796 | 884 | 973 | 1326 |
| 40,00 | | 40 | 64 | 80 | 119 | 159 | 199 | 239 | 318 | 398 | 477 | 557 | 637 | 716 | 796 | 875 | 1194 |
| 50,00 | | 32 | 51 | 64 | 95 | 127 | 159 | 191 | 255 | 318 | 382 | 446 | 509 | 573 | 637 | 700 | 955 |

| HV Vickers | HRC Rockwell | HB Brinell | Tensile Strength Newtons/ mm$^2$ | Tons/ sq. in. |
|---|---|---|---|---|
| 940 | 68 | | | |
| 900 | 67 | | | |
| 864 | 66 | | | |
| 829 | 65 | | | |
| 800 | 64 | | | |
| 773 | 63 | | | |
| 745 | 62 | | | |
| 720 | 61 | | | |
| 698 | 60 | | | |
| 675 | 59 | | | |
| 655 | 58 | | 2200 | 142 |
| 650 | | 618 | 2180 | 141 |
| 640 | | 608 | 2145 | 139 |
| 639 | 57 | 607 | 2140 | 138 |
| 630 | | 599 | 2105 | 136 |
| 620 | | 589 | 2070 | 134 |
| 615 | 56 | 584 | 2050 | 133 |
| 610 | | 580 | 2030 | 131 |
| 600 | | 570 | 1995 | 129 |
| 596 | 55 | 567 | 1980 | 128 |
| 590 | | 561 | 1955 | 126 |
| 580 | | 551 | 1920 | 124 |
| 578 | 54 | 549 | 1910 | 124 |
| 570 | | 542 | 1880 | 122 |
| 560 | 53 | 532 | 1845 | 119 |
| 550 | | 523 | 1810 | 117 |
| 544 | 52 | 517 | 1790 | 116 |
| 540 | | 513 | 1775 | 115 |
| 530 | | 504 | 1740 | 113 |
| 527 | 51 | 501 | 1730 | 112 |
| 520 | | 494 | 1700 | 110 |
| 514 | 50 | 488 | 1680 | 109 |
| 510 | | 485 | 1665 | 108 |
| 500 | | 475 | 1630 | 105 |
| 497 | 49 | 472 | 1620 | 105 |
| 490 | | 466 | 1595 | 103 |
| 484 | 48 | 460 | 1570 | 102 |
| 480 | | 456 | 1555 | 101 |
| 473 | 47 | 449 | 1530 | 99 |
| 470 | | 447 | 1520 | 98 |
| 460 | | 437 | 1485 | 96 |
| 458 | 46 | 435 | 1480 | 96 |
| 450 | | 428 | 1455 | 94 |
| 446 | 45 | 424 | 1440 | 93 |
| 440 | | 418 | 1420 | 92 |

| HV Vickers | HRC Rockwell | HB Brinell | Tensile Strength Newtons/ mm$^2$ | Tons/ sq. in. |
|---|---|---|---|---|
| 434 | 44 | 413 | 1400 | 91 |
| 423 | 43 | 402 | 1360 | 88 |
| 413 | 42 | 393 | 1330 | 86 |
| 403 | 41 | 383 | 1300 | 84 |
| 392 | 40 | 372 | 1260 | 82 |
| 382 | 39 | 363 | 1230 | 80 |
| 373 | 38 | 354 | 1200 | 78 |
| 364 | 37 | 346 | 1170 | 76 |
| 355 | 36 | 337 | 1140 | 74 |
| 350 | | 333 | 1125 | 73 |
| 345 | 35 | 328 | 1110 | 72 |
| 340 | | 323 | 1095 | 71 |
| 336 | 34 | 319 | 1080 | 70 |
| 330 | | 314 | 1060 | 69 |
| 327 | 33 | 311 | 1050 | 68 |
| 320 | | 304 | 1030 | 67 |
| 317 | 32 | 301 | 1020 | 66 |
| 310 | 31 | 295 | 995 | 64 |
| 302 | 30 | 287 | 970 | 63 |
| 300 | | 285 | 965 | 62 |
| 295 | | 280 | 950 | 61 |
| 293 | 29 | 278 | 940 | 61 |
| 290 | | 276 | 930 | 60 |
| 287 | 28 | 273 | 920 | 60 |
| 285 | | 271 | 915 | 59 |
| 280 | 27 | 266 | 900 | 58 |
| 275 | | 261 | 880 | 57 |
| 272 | 26 | 258 | 870 | 56 |
| 270 | | 257 | 865 | 56 |
| 268 | 25 | 255 | 860 | 56 |
| 265 | | 252 | 850 | 55 |
| 260 | 24 | 247 | 835 | 54 |
| 255 | 23 | 242 | 820 | 53 |
| 250 | 22 | 238 | 800 | 52 |
| 245 | | 233 | 785 | 51 |
| 243 | 21 | 231 | 780 | 50 |
| 240 | | 228 | 770 | 50 |
| 235 | | 223 | 755 | 49 |
| 230 | | 219 | 740 | 48 |
| 225 | | 214 | 720 | 47 |
| 220 | | 209 | 705 | 46 |
| 215 | | 204 | 690 | 45 |
| 210 | | 199 | 675 | 44 |
| 205 | | 195 | 660 | 43 |
| 200 | | 190 | 640 | 41 |

| | Ø mm | | | | | | | |
|---|---|---|---|---|---|---|---|---|
| | > 1 ≤ 3 | > 3 ≤ 6 | > 6 ≤ 10 | > 10 ≤ 18 | > 18 ≤ 30 | > 30 ≤ 50 | > 50 ≤ 80 | > 80 ≤ 120 |
| e8 | -14 / -28 | -20 / -38 | -25 / -47 | -32 / -59 | -40 / -73 | -50 / -89 | -60 / -106 | -72 / -126 |
| f6 | -6 / -12 | -10 / -18 | -13 / -22 | -16 / -27 | -20 / -33 | -25 / -41 | -30 / -49 | - 36 / -58 |
| f7 | -6 / -16 | -10 / -22 | -13 / -28 | -16 / -34 | -20 / -41 | -25 / -50 | -30 / -60 | -36 / -71 |
| h6 | 0 / -6 | 0 / -8 | 0 / -9 | 0 / -11 | 0 / -13 | 0 / -16 | 0 / -19 | 0 / -22 |
| h7 | 0 / -10 | 0 / -12 | 0 / -15 | 0 / -18 | 0 / -21 | 0 / -25 | 0 / -30 | 0 / -35 |
| h8 | 0 / -14 | 0 / -18 | 0 / -22 | 0 / -27 | 0 / -33 | 0 / -39 | 0 / -46 | 0 / -54 |
| h9 | 0 / -25 | 0 / -30 | 0 / -36 | 0 / -43 | 0 / -52 | 0 / -62 | 0 / -74 | 0 / -87 |
| h10 | 0 / -40 | 0 / -48 | 0 / -58 | 0 / -70 | 0 / -84 | 0 / -100 | 0 / -120 | 0 / -140 |
| h11 | 0 / -60 | 0 / -75 | 0 / -90 | 0 / -110 | 0 / -130 | 0 / -160 | 0 / -190 | 0 / -220 |
| h12 | 0 / -100 | 0 / -120 | 0 / -150 | 0 / -180 | 0 / -210 | 0 / -250 | 0 / -300 | 0 / -350 |
| k10 | +40 / 0 | +48 / 0 | +58 / 0 | +70 / 0 | +84 / 0 | +100 / 0 | +120 / 0 | +140 / 0 |
| k12 | +100 / 0 | +120 / 0 | +150 / 0 | +180 / 0 | +210 / 0 | +250 / 0 | +300 / 0 | +350 / 0 |
| m7 | +2 / +12 | +4 / +16 | +6 / +21 | +7 / +25 | +8 / +29 | +9 / +34 | +11 / +41 | +13 / +48 |
| js14 | +/- 125 | +/- 150 | +/- 180 | +/- 215 | +/- 260 | +/- 310 | +/- 370 | +/- 435 |
| js16 | +/- 300 | +/- 375 | +/- 450 | +/- 550 | +/- 650 | +/- 800 | +/- 950 | +/- 1100 |
| H7 | +10 / 0 | +12 / 0 | +15 / 0 | +18 / 0 | +21 / 0 | +25 / 0 | +30 / 0 | +35 / 0 |
| H8 | +14 / 0 | +18 / 0 | +22 / 0 | +27 / 0 | + 33 / 0 | +39 / 0 | +46 / 0 | +54 / 0 |
| H9 | +25 / 0 | +30 / 0 | +36 / 0 | +43 / 0 | +52 / 0 | +62 / 0 | +74 / 0 | +87 / 0 |
| H12 | +100 / 0 | +120 / 0 | +150 / 0 | +180 / 0 | +210 / 0 | +250 / 0 | +300 / 0 | + 350/ 0 |
| P9 | -6 / -31 | -12 / -42 | -15 / -51 | -18 / -61 | -22 / -74 | -26 / -86 | -32 / -106 | -37 / -124 |